

Resampling-free Inference for Time Series via RKHS Embedding

Deep Ghoshal

Department of Statistics, University of Illinois at Urbana-Champaign

and

Xiaofeng Shao

Department of Statistics and Data Science, Washington University in St Louis

Abstract

In this article, we study nonparametric inference problems in the context of multivariate or functional time series, including testing for goodness-of-fit, the presence of a change point in the marginal distribution, and the independence of two time series, among others. Most methodologies available in the existing literature address these problems by employing a bandwidth-dependent bootstrap or subsampling approach, which can be computationally expensive and/or sensitive to the choice of bandwidth. To address these limitations, we propose a novel class of kernel-based tests by embedding the data into a reproducing kernel Hilbert space, and construct test statistics using sample splitting, projection, and self-normalization (SN) techniques. Through a new conditioning technique, we demonstrate that our test statistics have pivotal limiting null distributions under strong mixing and mild moment assumptions. We also analyze the limiting power of our tests under local alternatives. Finally, we showcase the superior size accuracy and computational efficiency of our methods as compared to some existing ones.

Keywords: Change-point detection, Functional data, Reproducing kernel Hilbert space, Sample splitting, Self-normalization, Object-valued data.

1 Introduction

Hypothesis testing is a ubiquitous problem in time series analysis. It helps us validate intuitions that have been used to model a particular dataset. Examples of such commonly faced inferential problems include testing whether a given series has a pre-specified mean, there is a change point in the mean of the series, it has Gaussian marginal distribution, a change point is present in the marginal distribution, and it is independent of another observed time series etc. While the first two problems can be categorized into testing for a finite dimensional parameter, all others are concerned with inference for an infinite-dimensional parameter. There has been a vast amount of work on inference in time series and some traditional nonparametric approaches include block bootstrapping (Kunsch (1989), Liu et al. (1992)), subsampling (Politis and Romano (1994)), and blockwise empirical likelihood (Kitamura (1997)) among others. However, these methods share a couple of common drawbacks. Firstly, the resampling methods most often turn out to be computationally expensive in large scale applications. Secondly, the finite sample performance of these methods is quite sensitive to the choice of the block-length involved and the optimal choice of the block size is

typically a difficult problem. The existing block size selection methods may involve another ad hoc user-chosen number and their performance may be suboptimal, see Chapter 7 in [Lahiri \(2003\)](#).

In this article, we develop a novel SN-based approach towards inference for infinite dimensional parameters. Self-normalization (SN, hereafter) was developed by [Shao \(2010\)](#) for the inference of a finite dimensional parameter of a stationary time series, extending the bandwidth-free inference first introduced by [Kiefer et al. \(2000\)](#) and [Lobato \(2001\)](#) in the context of time series regression and white noise testing, respectively. For a detailed review of the use of self-normalization for the inference of a low-dimensional parameter in time series, we refer the reader to [Shao \(2015\)](#). In the recent works of [Wang and Shao \(2020\)](#), [Wang et al. \(2022\)](#) etc., the authors have extended the SN idea to the inference for high dimensional parameters. However, it seems that the use of SN in testing for an infinite dimensional parameter is less explored.

To illustrate the use of our new test, we consider the nonparametric problem of testing for goodness-of-fit, the presence of a change point in the marginal distribution, and independence of two time series. The key methodological innovation is to embed the original series into a reproducing kernel Hilbert space (RKHS) and convert the aforementioned problems into the inference for a parameter of this RKHS-valued series. We then split the sample into training and testing parts. Based on the training sample, we estimate a projection direction in the RKHS, followed by projecting the data points in the testing sample along this estimated function to form a univariate sequence. Finally, we use this one-dimensional process to form our self-normalized statistics. On the theory front, we first demonstrate how the original testing problem is equivalent to testing for some finite-dimensional parameter of this one-dimensional process. To obtain the limiting distributions, we adopt a new conditioning technique to establish that our test statistics have pivotal asymptotic null distributions and derive their limiting power under a sequence of local alternatives. Thus, we achieve the goal of doing resampling-free inference for infinite-dimensional parameters in time series, which are computationally much more efficient than the resampling-based counterparts. In addition, our method is applicable to vector time series, functional time series in Hilbert space, and object-valued time series, as we demonstrate in methodology description and simulation studies.

Our work is partially inspired by [Kim and Ramdas \(2024\)](#), which used a sample splitting approach to do dimension-agnostic inference for iid (independent and identically distributed) data. In comparison, their work is not tailored to incorporate the underlying temporal dependence in a time series. Moreover, for the inference of an infinite-dimensional parameter, their work is only limited to a class of degenerate U-statistics, which includes goodness-of-fit testing, whereas we propose hypothesis tests for a significantly broader class of problems, including change point testing for marginal distribution. It is worthwhile to mention that [Gao et al. \(2023\)](#) and [Zhang and Shao \(2024\)](#) have recently adopted the sample splitting and self-normalization approach to inference in time series data. However, both of those works focus on potentially high-dimensional but still finite-dimensional parameters. Very recently, [Zhang and Shao \(2025\)](#) have proposed a methodology based on sample-splitting and self-normalization to test for functional parameters in time series data. While there are some similarities between their methodology and ours, a main advantage of our approach is that due to the use of kernels, we are able to handle Euclidean data as well as functional or non-Euclidean data in a unified fashion, whereas the method of [Zhang and Shao \(2025\)](#) seems tailored to Euclidean time series. However, it should be noted that they are able to do inference for infinite-dimensional parameters like the marginal quantile function, the spectral distribution function etc., whereas our RKHS-based approach helps us to tackle problem like testing independence between two time series. So the scope of applicabilities for these two papers are

different.

The remainder of the paper is organized as follows. We present a brief review of RKHS in Section 2.1. Then we present our methodology for goodness-of-fit testing in Section 2.2, for change point testing in Section 2.3 and for the independence testing between two time series in Section 2.4. We develop the relevant theory in Section 3 and defer all the proofs to the supplementary material. Section 4 examines the finite sample performance of our methods in terms of size, power and computational time in comparison to some existing counterparts. Section 5 concludes.

Now, we set up a few notations that will be used throughout this article. We denote the set of real numbers and integers by \mathbb{R} and \mathbb{Z} , respectively. For any real number x , let us denote the greatest integer not exceeding x by $\lfloor x \rfloor$ and the smallest integer greater than or equal to x by $\lceil x \rceil$. For any random element Z , we use $Z \sim P_Z$ to denote the distribution of Z as P_Z . We denote the space of all real-valued functions on $[a, b]$ which are right continuous with left limits (commonly known as "cadlag" functions) as $D[a, b]$. For any sequence of random variables, we use \xrightarrow{D} and $\xrightarrow{\mathbb{P}}$ to denote convergence in distribution and convergence in probability, respectively. The symbol \rightsquigarrow denotes the weak convergence of an associated stochastic process in an appropriate space. Finally, we use $\stackrel{D}{=}$ to denote equality in distribution.

2 Methodology

2.1 Review of RKHS

Consider a symmetric, continuous, and positive-definite kernel K on \mathbb{R}^p . Let us denote the reproducing kernel Hilbert space (RKHS) generated by K and the corresponding inner product and norm by $\mathcal{H}(K)$, $\langle \cdot, \cdot \rangle$ and $\|\cdot\|$, respectively. For a given probability distribution Q on \mathbb{R}^p , the mean embedding of Q into the RKHS $\mathcal{H}(K)$ is given by an element $\mu_Q \in \mathcal{H}(K)$, where $\mu_Q : \mathbb{R}^p \mapsto \mathbb{R}$ satisfies the following:

$$\langle f, \mu_Q \rangle = \mathbb{E}_{X \sim Q} f(X), \quad \forall f \in \mathcal{H}(K). \quad (1)$$

Mean embedding of probability distributions into RKHS is a very well-studied topic and the literature is vast; we refer the reader to Fukumizu et al. (2004), Sriperumbudur et al. (2010) and Berlinet and Thomas-Agnan (2011) for more details. The following lemma (Theorem 1 of Sriperumbudur et al. (2010)) provides us with some sufficient conditions for the existence of the mean embedding μ_Q .

Lemma 2.1 (Gretton et al. (2012)). *If $K(\cdot, \cdot)$ is measurable and $\mathbb{E}_{X \sim Q} \sqrt{K(X, X)}$ is finite, then mean embedding of Q into $\mathcal{H}(K)$ exists.*

For a certain class of kernels, defined as "characteristic" kernels, the mean embedding of the kernel of each probability distribution Q that satisfies the conditions of Lemma 2.1 exists uniquely. Sriperumbudur et al. (2010) provide the following clean characterization of such kernels.

Lemma 2.2 (Sriperumbudur et al. (2010)). *Let M be a topological space and let K be an integrally strictly positive definite kernel on M , i.e.,*

$$\int_M \int_M K(x, y) d\mu(x) d\mu(y) > 0,$$

for all finite non-zero signed Borel measures μ defined on M . Then, K is characteristic on the space of all Borel probability measures on M .

Examples of some characteristic kernels on the Euclidean space include the followings:

- Gaussian kernel: $K(x, y) := \exp(-\sigma \|x - y\|_2^2)$, $\sigma > 0$;
- Laplacian kernel: $K(x, y) := \exp(-\sigma \|x - y\|_1)$, $\sigma > 0$;
- Exponential kernel: $K(x, y) := \exp(-\sigma x^\top y)$;
- Inverse Multiquadratic kernel: $K(x, y) := (\sigma^2 + \|x - y\|_2^2)^{-c}$, $\sigma, c > 0$.

For more details on characteristic kernels, see [Fukumizu et al. \(2007\)](#); [Sriperumbudur et al. \(2008, 2010\)](#). For the sake of simplicity, we assume throughout this article that any kernel we consider is a characteristic kernel and hence the RKHS mean embedding map is injective. Note that the reproducing property of the RKHS implies that if μ_Q exists, then it holds that

$$\langle f, \mu_Q \rangle = \mathbb{E}_{X \sim Q} f(X) = \mathbb{E}_{X \sim Q} \langle K(X, \cdot), f \rangle, \quad \forall f \in \mathcal{H}(K). \quad (2)$$

This leads us to the concept of mean and covariance operator of a random element in a separable Hilbert space H .

Definition 2.3. Let X be a random element in a separable Hilbert space H , associated with an inner product $\langle \cdot, \cdot \rangle_H$. We say that X has mean $\mathbb{E}X$ if $\mathbb{E}\langle X, h \rangle = \langle \mathbb{E}X, h \rangle$ for every $h \in H$. The covariance operator of X (if it exists) is a function $S : H \mapsto H$, defined as

$$\langle Sh_1, h_2 \rangle_H = \mathbb{E}[\langle X - \mathbb{E}X, h_1 \rangle_H \cdot \langle X - \mathbb{E}X, h_2 \rangle_H], \quad \forall h_1, h_2 \in H. \quad (3)$$

It is well known that the separability of the underlying space implies the separability of a RKHS for a continuous kernel (see [Berlinet and Thomas-Agnan \(2011\)](#)). Thus, the separability of the p -dimensional Euclidean space implies that $\mathcal{H}(K)$ is also separable. Therefore, according to the definition of the mean of a H -valued random element and (2), we can conclude that μ_Q is not only the mean embedding of Q into the RKHS, but also the mean of the random element $K(X, \cdot)$ where $X \sim Q$. This observation would be crucial in our theoretical analysis later.

2.2 Goodness-of-Fit Testing

Suppose we observe a p -dimensional stationary time series $\mathcal{Y} := \{Y_1, Y_2, \dots, Y_n\}$ with marginal distribution P . For a given distribution P_0 on \mathbb{R}^p , we would like to test whether P_0 is the correct marginal distribution, i.e.,

$$H_0 : P = P_0 \text{ versus } H_1 : P \neq P_0.$$

In terms of mean embeddings, we can reformulate the problem as testing

$$H_0 : \mu_P - \mu_{P_0} = \mathbf{0} \in \mathcal{H}(K) \text{ versus } H_1 : \mu_P - \mu_{P_0} \neq \mathbf{0},$$

i.e.,

$$H_0 : \|\mu_P - \mu_{P_0}\|^2 = 0 \text{ versus } H_1 : \|\mu_P - \mu_{P_0}\|^2 \neq 0.$$

The quantity $\|\mu_P - \mu_{P_0}\|$ is precisely the Maximum Mean Discrepancy (MMD) between the distributions P and P_0 , denoted by $\text{MMD}(P, P_0)$. Use of MMD is very popular in the context of two-sample testing (see [Gretton et al. \(2006, 2009, 2012\)](#), [Gao and Shao \(2023\)](#)) and it has also been used in the context of goodness-of-fit testing (see [Kellner and Celisse \(2019\)](#)). However, these works are developed for independent data only.

Now, we introduce our sample splitting approach and provide some intuition behind this approach. To begin with, consider the following stationary functional time series on the separable Hilbert space $\mathcal{H}(K)$: $\mathcal{X} := \{X_1, X_2, \dots, X_n\}$, where $X_i(\cdot) := K(Y_i, \cdot) - \mu_{P_0}(\cdot)$, $i = 1, 2, \dots, n$. Note that our discussion in Section 2.1 indicates that testing H_0 is equivalent to testing whether the Hilbert space mean of X_i is $\mathbf{0}$ or not. Now, we fix the splitting ratio $\eta \in (0, 1)$ and let $m_1 = \lfloor n\eta \rfloor$ and $m_2 = n - m_1$. We split the sample \mathcal{X} into two parts: $\mathcal{X}_1 := \{X_1, X_2, \dots, X_{m_1}\}$ and $\mathcal{X}_2 := \{X_{m_1+1}, \dots, X_n\}$. Based on the first subsample \mathcal{X}_1 , we estimate $\mathbb{E}X_i = \mu_P - \mu_{P_0}$ by the function $\hat{\mu}_1$, where

$$\hat{\mu}_1(\cdot) := \frac{1}{m_1} \sum_{i=1}^{m_1} K(Y_i, \cdot) - \mu_{P_0}(\cdot), \quad (4)$$

i.e. the sample mean over \mathcal{X}_1 . Then, we project the data points in \mathcal{X}_2 along $\hat{\mu}_1$ using the RKHS inner product. This leads us to the following one-dimensional process: for $i = 1, 2, \dots, m_2$,

$$\begin{aligned} Z_i &:= \langle \hat{\mu}_1, X_{m_1+i} \rangle = \frac{1}{m_1} \sum_{j=1}^{m_1} \langle K(Y_j, \cdot) - \mu_{P_0}, K(Y_{m_1+i}, \cdot) - \mu_{P_0} \rangle \\ &= \frac{1}{m_1} \sum_{j=1}^{m_1} \left(K(Y_j, Y_{m_1+i}) - \mu_{P_0}(Y_j) - \mu_{P_0}(Y_{m_1+i}) + \|\mu_{P_0}\|^2 \right), \end{aligned}$$

where the last equality follows from the reproducing property of RKHS, i.e., $\langle f, K(Y, \cdot) \rangle = f(Y)$ for any element f in the RKHS. When the original series is iid, the mean of Z_i is exactly equal to $\text{MMD}^2(P, P_0)$ (see Lemma 6 of [Gretton et al. \(2012\)](#)). Under suitable weak dependence, the mean of Z_i would be very close to $\text{MMD}^2(P, P_0)$ for large enough i (see Lemma 3.1. of [Dehling \(1983\)](#)). Therefore, we estimate $\text{MMD}^2(P, P_0)$ by the sample mean of Z_1, Z_2, \dots, Z_{m_2} , i.e., $T_n := \frac{1}{m_2} \sum_{i=1}^{m_2} Z_i$. In order to normalize T_n , we have to take the complex temporal dependence of the Z_i s into account. To this end, we use the self-normalization (SN) technique proposed by [Shao \(2010\)](#). In particular, we define our self-normalizer W_n and the self-normalized test statistic U_n by

$$W_n^2 := \frac{1}{m_2^2} \sum_{t=1}^{m_2} \left(\sum_{j=1}^t Z_j - t T_n \right)^2 \quad \text{and} \quad U_n := \frac{T_n}{W_n}, \quad (5)$$

respectively. Under the null hypothesis of $\text{MMD}^2(P, P_0) = 0$, and assuming some appropriate moment and mixing conditions on the process $\{Y_t\}_{t \in \mathbb{Z}}$, we establish in Theorem 3.1 that as $n \rightarrow \infty$,

$$\sqrt{m_2} \cdot U_n \xrightarrow{D} U := \frac{B(1)}{\sqrt{\int_0^1 [B(s) - sB(1)]^2 ds}}, \quad (6)$$

where $\{B(r) : r \in [0, 1]\}$ is a standard Brownian motion on $[0, 1]$. Therefore, for a given significance level α , we perform a one-sided test by rejecting H_0 if $U_n > U_{1-\alpha}/\sqrt{m_2}$, where $U_{1-\alpha}$ is the $(1-\alpha)$ -th quantile of U . The distribution of U is pivotal and it does not depend on the sample-splitting ratio η . The quantiles of U^2 have been tabulated in [Lobato \(2001\)](#) via Monte Carlo simulations. This yields a resampling-free test.

Remark 1. Since sample-splitting usually leads to a loss in efficiency, one may wish to use different sample-splitting ratios and use an aggregated test statistic (for example, a cross-fitted statistic). However, as [Kim and Ramdas \(2024\)](#) have showed, the asymptotic null distribution of a cross-fitted statistic is non-pivotal even for iid data; see Proposition A.1 of Appendix A of the supplementary

material therein. As we will empirically demonstrate in Section 4, the sample splitting ratio has no significant impact on efficiency as long as it is chosen in a reasonable range.

Remark 2. Note that the implementation of our method requires the computation of the kernel mean embedding under the null, which is typical of the one-sample problems. Notably, [Kellner and Celisse \(2019\)](#) establish the explicit form of the mean embedding of a Gaussian distribution for Gaussian and exponential kernels. However, we emphasize that the computation of a mean embedding in general is not straightforward. As we will see in the subsequent sections, our methodologies developed for change point and independence testing do not suffer from this limitation.

2.3 Change Point Testing

Testing for structural stability in a time series is a problem of immense practical interest. In the presence of a change point, doing inference while assuming stationarity can lead to misleading results. Given a p -dimensional time series $\{Y_1, Y_2, \dots, Y_n\}$, where the marginal distribution of Y_i is P_i , we aim to test

$$H_0 : P_1 = P_2 = \dots = P_n \text{ versus } H_1 : P_1 = P_2 = \dots = P_{k_0} \neq P_{k_0+1} = P_{k_0+2} = \dots = P_n,$$

where $k_0 = \lfloor n\eta_0 \rfloor$ is the unknown change point location and $\eta_0 \in (0, 1)$. In terms of mean embeddings, it is equivalent to test

$$H_0 : \mu_{P_1} = \mu_{P_2} = \dots = \mu_{P_n} \text{ versus } H_1 : \mu_{P_1} = \mu_{P_2} = \dots = \mu_{P_{k_0}} \neq \mu_{P_{k_0+1}} = \mu_{P_{k_0+2}} = \dots = \mu_{P_n}.$$

For inference of a change point in marginal distribution in the context of temporally dependent data, we are only aware of [Inoue \(2001\)](#), [Sharipov et al. \(2016\)](#) and [Bucchia and Wendler \(2017\)](#). However, all the methods in the above references are computationally quite expensive and numerical studies in those papers suggest sensitivity of the methods with respect to the choice of the bandwidth or block length involved in their resampling schemes. Here, we propose a novel sample-splitting and kernel based approach in this context which is quite fast and also has improved size accuracy and reduced sensitivity to tuning parameters.

First, we transform the original data into the following functional time series on $\mathcal{H}(K)$: $\mathcal{S} := \{F_i\}_{i=1}^n$, where $F_i(\cdot) = K(Y_i, \cdot)$. Note that the above change point testing problem could be regarded as a two-sample mean testing problem in terms of \mathcal{S} if the change point location was known apriori. To begin with, we fix the splitting ratio $\eta \in (0, 1/2)$ and let $m_1 = \lfloor n\eta \rfloor$ and $N = n - 2m_1$. We split the sample \mathcal{S} into the following three parts: $\mathcal{S}_1 := \{F_1, F_2, \dots, F_{m_1}\}$, $\mathcal{S}_2 := \{F_{m_1+1}, F_{m_1+2}, \dots, F_{n-m_1}\}$ and $\mathcal{S}_3 := \{F_{n-m_1+1}, F_{n-m_1+2}, \dots, F_n\}$. Based on the first and third subsample, we estimate $\mu_{P_1} - \mu_{P_n}$ by $\hat{\mu}_1 - \hat{\mu}_n$, where

$$\hat{\mu}_1(\cdot) - \hat{\mu}_n(\cdot) := \frac{1}{m_1} \sum_{i=1}^{m_1} F_i(\cdot) - \frac{1}{m_1} \sum_{j=n-m_1+1}^n F_j(\cdot) = \frac{1}{m_1} \sum_{i=1}^{m_1} K(Y_i, \cdot) - \frac{1}{m_1} \sum_{j=n-m_1+1}^n K(Y_j, \cdot). \quad (7)$$

We now project the data points in \mathcal{S}_2 along $\hat{\mu}_1 - \hat{\mu}_n$ to form the following one-dimensional process:

$$Z_k := \langle \hat{\mu}_1 - \hat{\mu}_n, F_{m_1+k} \rangle = \frac{1}{m_1} \sum_{i=1}^{m_1} K(Y_i, Y_{m_1+k}) - \frac{1}{m_1} \sum_{j=n-m_1+1}^n K(Y_j, Y_{m_1+k}),$$

where $k = 1, 2, \dots, N$. For independent data, the difference between the means of $Z_{k_0-m_1}$ and $Z_{k_0-m_1+1}$ would be exactly $\|\mu_{P_1} - \mu_{P_n}\|^2$. Under suitable weak dependence, we expect the amount of mean shift at location $k_0 - m_1$ for $\{Z_k\}_{k=1}^N$ to be approximately the same. Therefore, the original testing problem reduces to testing for a change in the mean of the univariate sequence $\{Z_k\}_{k=1}^N$, and we opt to use [Shao and Zhang \(2010\)](#)'s SN-based method. To this end, define the cumulative sum $Z_{i:j}$ as $Z_{i:j} := \sum_{k=i}^j Z_k$. For $k = 1, 2, \dots, N$, we define the CUSUM statistic as

$$T_n(k) := N^{-1/2} \sum_{t=1}^k \left(Z_t - \frac{1}{N} Z_{1:N} \right),$$

and define the self-normalizer as

$$V_n(k) := N^{-2} \left(\sum_{t=1}^k \left(Z_{1:t} - \frac{t}{k} Z_{1:k} \right)^2 + \sum_{t=k+1}^N \left(Z_{t:N} - \frac{N-t+1}{N-k} Z_{k+1:N} \right)^2 \right).$$

Finally, our self-normalized test statistic is given by

$$G_n = \sup_{k=1, \dots, N-1} T_n(k) / V_n^{1/2}(k). \quad (8)$$

Under suitable conditions on the process $\{Y_t\}_{t \in \mathbb{Z}}$, we establish in [Theorem 3.3](#) that under the null hypothesis of no change point, it holds that $G_n \xrightarrow{D} G$, where

$$G := \sup_{r \in [0,1]} \frac{B(r) - rB(1)}{\left(\int_0^r (B(s) - \frac{s}{r} B(r))^2 ds + \int_r^1 (B(1) - B(s) - \frac{1-s}{1-r} (B(1) - B(r)))^2 ds \right)^{1/2}}. \quad (9)$$

Therefore, for a given significance level α , we perform a one-sided test by rejecting H_0 if $G_n > G_{1-\alpha}$, where $G_{1-\alpha}$ is the $(1 - \alpha)$ -th quantile of G . The distribution of G is pivotal and its quantiles have been tabulated in [Gao et al. \(2023\)](#) via Monte Carlo simulations.

Example. In this example, we illustrate the application of our change point testing method in a real life dataset. We test for the presence of a change point in marginal distribution of the GNP (Gross National Product) dataset, as analyzed in page 138 of [Shumway and Stoffer \(2006\)](#). The data are U.S. quarterly U.S. GNP in billions of chained 1996 dollars from 1947(1) to 2002(3). The data has been seasonally adjusted and we look at the difference of the logarithm of the GNP, which is naturally interpreted as the growth rate of GNP (see [Shumway and Stoffer \(2006\)](#) for more details). The authors believe the growth rate to be stable and model it with various stationary time series models, such as AR(1) and MA(2). We apply our change point testing method on the difference of the logarithm of the GNP with sample splitting ratio $\eta = 0.1$ and the Gaussian kernel with bandwidth selected via median heuristics, i.e.,

$$\sigma = \text{Median} \left\{ \frac{1}{2|Y_{i_1} - Y_{i_2}|^2}, 1 \leq i_1 \neq i_2 \leq n \right\}.$$

The value of the SS-SN test statistic and its simulated p-value came out to be 8.98 and 0.01, respectively. This strongly indicates that there is a change point in the marginal distribution of the series, therefore modelling the data with a stationary process is not appropriate. The location of the change point, estimated by the point of maximum of the SS-SN test statistic, came out to

be 127, which corresponds to the first quarter of 1979. This is consistent with the findings of [Shao and Zhang \(2010\)](#), who detected the presence of a change point for the 75% quantile.

2.4 Testing Independence between Two Time Series

As we have already hinted in our discussion in Section 2.2, the goodness-of-fit testing problem is equivalent to testing whether the mean of a set of stationary functional observations is the $\mathbf{0}$ element of an appropriate Hilbert space. Based on this observation, we extend our sample splitting methodology to develop a novel kernel-based test for testing the independence between two stationary processes. Checking independence between two time series is another inferential task of paramount importance. If the two series are dependent, one can further investigate the relationship between them via some causal analysis techniques, and that might lead the user to interesting discoveries or better predictive models. However, if they are indeed independent, one can proceed to model them independently using univariate time series models. Some notable works in this context include [Hong \(1996, 2001\)](#); [Shao \(2009\)](#) for two univariate time series and [Horváth and Rice \(2015\)](#) for two functional time series, among others.

Since the seminal work of [Gretton et al. \(2005\)](#), use of the Hilbert-Schmidt independence Criterion (HSIC), which is a kernel-based measure of independence capable of detecting both linear and non-linear dependence, has been very popular in statistics and machine learning. Some notable works for independent data include [Gretton et al. \(2007\)](#) and [Gretton and Györfi \(2010\)](#). In the context of temporally dependent data, see [Zhang et al. \(2008\)](#), [Zhou \(2012\)](#), [Wang et al. \(2021\)](#), [Chu \(2023\)](#) etc. Note that [Zhang et al. \(2008\)](#) did not deal with inference. [Chu \(2023\)](#) and [Betken et al. \(2021\)](#) developed distance covariance based methods to test the independence between two multivariate time series, whereas the method in [Wang et al. \(2021\)](#) is based on HSIC. According to [Sejdinovic et al. \(2013\)](#), distance covariance can be viewed as a special case of HSIC. Below we point out a couple of drawbacks in these works. Firstly, the methodologies proposed by [Betken et al. \(2021\)](#) and [Wang et al. \(2021\)](#) suffer from large computational costs due to the use of block bootstrap. Moreover, the finite sample performance of the methods seem to be sensitive to the block length involved in the block bootstrap or the bandwidth involved in the kernel smoothing approach adopted by [Chu \(2023\)](#). In contrast, we develop a fully nonparametric test based on HSIC that has very low computational cost because of the sample splitting and self-normalization approach and also has reduced sensitivity to tuning parameters in finite samples. From the theoretical angle, we only assume mild moment and strong mixing conditions on the data generating process to develop our asymptotic theory.

Suppose we observe two stationary time series $\{X_t\}_{t=1}^n$ and $\{Y_t\}_{t=1}^n$ on \mathbb{R}^p and \mathbb{R}^s , respectively. Our aim is to test the following hypothesis:

$$H_0 : \{X_t\}_{t \in \mathbb{Z}} \perp\!\!\!\perp \{Y_t\}_{t \in \mathbb{Z}} \text{ vs } H_1 : H_0 \text{ is not true .}$$

We fix a lag m , where m is a non-negative integer such that $2m < n$. Under H_0 , it holds that $H'_0(m) : X_0 \perp\!\!\!\perp (Y_{-m}, Y_{-m+1}, \dots, Y_0, \dots, Y_{m-1}, Y_m)$ and $Y_0 \perp\!\!\!\perp (X_{-m}, X_{-m+1}, \dots, X_0, \dots, X_{m-1}, X_m)$. Now consider some continuous, positive-definite kernels $K_1, L_1, K_{2m+1}, L_{2m+1}$ on $\mathbb{R}^p, \mathbb{R}^s, \mathbb{R}^{(2m+1)p}$ and $\mathbb{R}^{(2m+1)s}$, respectively. In order to rigorously formulate the null hypothesis in terms of HSIC, we first consider two continuous, positive-definite kernels K and L on \mathbb{R}^p and \mathbb{R}^{mp} , respectively. We

define $C_{X_0, Y_{-m:m}}$ as the associated cross-covariance operator between X_0 and (Y_{-m}, \dots, Y_m) , i.e.,

$$C_{X_0, Y_{-m:m}} = \mathbb{E}[(K_1(X_0, \cdot) - \mu_1) \otimes (L_{2m+1}((Y_{-m}, \dots, Y_m), \cdot) - \nu_2)], \quad (10)$$

where $\mu_1 := \mathbb{E}K_1(X_0, \cdot)$, $\nu_2 := \mathbb{E}L_{2m+1}((Y_{-m}, \dots, Y_m), \cdot)$, and \otimes denotes the tensor product of two Hilbert-valued elements. We can similarly define $C_{Y_0, X_{-m:m}}$, i.e.,

$$C_{Y_0, X_{-m:m}} = \mathbb{E}[(L_1(Y_0, \cdot) - \nu_1) \otimes (K_{2m+1}((X_{-m}, \dots, X_m), \cdot) - \mu_2)], \quad (11)$$

where $\nu_1 := \mathbb{E}L_1(Y_0, \cdot)$, $\mu_2 := \mathbb{E}K_{2m+1}((X_{-m}, \dots, X_m), \cdot)$. For the basic details on the tensor product of two Hilbert spaces and the HSIC, we refer the reader to Appendix B. Now, in light of Lemma B.1. in the supplementary material, the weak null hypothesis of our interest $H'_0(m)$ is

equivalent to $H'_0(m) : \begin{pmatrix} C_{X_0, Y_{-m:m}} \\ C_{Y_0, X_{-m:m}} \end{pmatrix} = \mathbf{0}$, where the associated Hilbert space is $\mathcal{H}(K, L; m) := \begin{pmatrix} \mathcal{H}(K_1) \otimes \mathcal{H}(L_{2m+1}) \\ \mathcal{H}(L_1) \otimes \mathcal{H}(K_{2m+1}) \end{pmatrix}$, equipped with the inner product

$$\left\langle \begin{pmatrix} f_1 \otimes g_1 \\ f_2 \otimes g_2 \end{pmatrix}, \begin{pmatrix} f_3 \otimes g_3 \\ f_4 \otimes g_4 \end{pmatrix} \right\rangle = \langle f_1, f_3 \rangle \cdot \langle g_1, g_3 \rangle + \langle f_2, f_4 \rangle \cdot \langle g_2, g_4 \rangle.$$

It is easy to check that this Hilbert space is also separable. Therefore, the null hypothesis is equivalent to $\|C_{X_0, Y_{-m:m}}\|_{HS} = \|C_{Y_0, X_{-m:m}}\|_{HS} = 0$. Once again, we emphasize the similarity of the above testing framework to the one in Section 2.2. In both scenarios, we are essentially interested in testing whether the mean of a set of temporally dependent functional sequence is the zero element of an appropriate Hilbert space or not. However, in contrast to the goodness-of-fit setting, we do not need to assume the marginal distributions to be known under H_0 . As we will see in this section and also in Section 3.3, it suffices to estimate μ_1, μ_2, ν_1 and ν_2 with their corresponding sample means and the test does not involve explicit computation of the mean embeddings which can be pretty difficult in practice. We now describe our methodology. Let $n' = n - 2m$ and for $k = 1, 2, \dots, n'$, we define

$$E_k = \begin{pmatrix} (K_1(X_{k+m}, \cdot) - \hat{\mu}_1) \otimes (L_{2m+1}((Y_k, Y_{k+1}, \dots, Y_{k+m}, \dots, Y_{k+2m}), \cdot) - \hat{\nu}_2) \\ (L_1(Y_{k+m}, \cdot) - \hat{\nu}_1) \otimes (K_{2m+1}((X_k, X_{k+1}, \dots, X_{k+m}, \dots, X_{k+2m}), \cdot) - \hat{\mu}_2) \end{pmatrix}, \quad (12)$$

where $\hat{\mu}_1 = \frac{1}{n'} \sum_{i=m+1}^{n-m} K_1(X_i, \cdot)$, $\hat{\nu}_1 = \frac{1}{n'} \sum_{i=m+1}^{n-m} L_1(Y_i, \cdot)$,

$$\hat{\mu}_2 = \frac{1}{n'} \sum_{i=m+1}^{n-m} K_{2m+1}((X_{i-m}, X_{i-m+1}, \dots, X_i, \dots, X_{i+m-1}, X_{i+m}), \cdot),$$

and

$$\hat{\nu}_2 = \frac{1}{n'} \sum_{i=m+1}^{n-m} L_{2m+1}((Y_{i-m}, Y_{i-m+1}, \dots, Y_i, \dots, Y_{i+m-1}, Y_{i+m}), \cdot).$$

Next let $m'_1 = \lfloor n'\eta \rfloor$ and $m'_2 := n' - m'_1$. We form a direction of projection as $\hat{\lambda} := \frac{1}{m'_1} \sum_{i=1}^{m'_1} E_i$ and then project the points $\{E_k\}_{k=m'_1+1}^{n'}$ along $\hat{\lambda}$ to form the following univariate sequence: $F_j^{(1)} := \langle \hat{\lambda}, E_{j+m'_1} \rangle$, where $j = 1, 2, \dots, m'_2$. Now, we let $T_n^{(1)} := \frac{1}{m'_2} \sum_{k=1}^{m'_2} F_k^{(1)}$ and use the self-normalizer $W_n^{(1)} = \sqrt{\frac{1}{m'^2_2} \sum_{t=1}^{m'_2} \left(\sum_{j=1}^t F_j^{(1)} - t T_n^{(1)} \right)^2}$. Finally, we define the test statistic given by

$$U_n^{(1)} := \frac{T_n^{(1)}}{W_n^{(1)}}. \quad (13)$$

In Theorem 3.5, we show that under some mild regularity conditions, the asymptotic null distribution of the test statistic $U_n^{(1)}$ is given by U , where U is pivotal as defined in (6). This facilitates us to calibrate our test statistic for a one-sided test via the quantiles of U .

Remark 3. It is worthwhile to note that unlike Betken et al. (2021), our proposed test targets only a particular subclass of the original null hypothesis H_0 . However, we would like to mention that it is quite straightforward to extend our methodology to a null hypothesis such as $H''_0(m) : (X_{-s}, X_{-s+1}, \dots, X_0, \dots, X_s) \perp\!\!\!\perp (Y_{-m}, Y_{-m+1}, \dots, Y_0, \dots, Y_m)$. In particular, one can just work with

$$\{(K_{2s+1}((X_k, X_{k+1}, \dots, X_{k+2s}), \cdot) - \hat{\mu}_s) \otimes (L_{2m+1}((Y_k, Y_{k+1}, \dots, Y_{k+2m}), \cdot) - \hat{\nu}_m)\}$$

and define the test statistic similarly, where $\hat{\mu}_s$ and $\hat{\nu}_m$ are corresponding sample averages. Moreover, in a similar fashion, our methodology can be extended to the framework of serial independence testing of a time series up to a fixed lag. For the sake of conciseness, we do not get into more details of such extension in the paper.

3 Asymptotic Theory

The key technical assumption in our theoretical analysis is a functional central limit theorem (FCLT) in the associated RKHS. We refer the reader to Appendix A for the definitions of a Gaussian random element, a Brownian motion in a Hilbert space and the space of $\mathcal{H}(K)$ -valued cadlag (right continuous function which has left limit at all points) functions on $[0, 1]$, denoted by $D_{\mathcal{H}(K)}[0, 1]$. Let us recall that in the goodness-of-fit and change point testing problems, $\{Y_1, \dots, Y_n\}$ comes from a stationary process.

Assumption 1. It holds under H_0 that

$$\left(\frac{1}{\sqrt{n}} \sum_{i=1}^{\lfloor nt \rfloor} (K(Y_i, \cdot) - \mu_P) \right)_{t \in [0, 1]} \rightsquigarrow (W(t))_{t \in [0, 1]} \text{ in } D_{\mathcal{H}(K)}[0, 1], \quad (14)$$

where P is the marginal distribution of Y_1 , $(W(t))_{t \in [0, 1]}$ is a Brownian motion in $\mathcal{H}(K)$ and $W(1)$ is a zero-mean random element with covariance operator $S : \mathcal{H}(K) \rightarrow \mathcal{H}(K)$, defined by

$$\langle Sx, y \rangle = \sum_{i=-\infty}^{\infty} \mathbb{E}[\langle K(Y_0, \cdot) - \mu_P, x \rangle \langle K(Y_i, \cdot) - \mu_P, y \rangle], \text{ for } x, y \in \mathcal{H}(K). \quad (15)$$

Furthermore, the series in (15) converges absolutely.

Remark 4. Note that in the goodness-of-fit problem, $P = P_0$ is pre-specified under the null, whereas P is unspecified in the change point problem.

FCLT for Hilbert-valued temporally dependent sequence is a well-studied topic in the literature, see [Chen and White \(1998\)](#); [Sharipov et al. \(2016\)](#). In particular, [Chen and White \(1998\)](#) study the FCLT for a Hilbert-valued sequence \mathcal{L}_2 -near epoch dependent (NED) on a strong mixing process. But, [Sharipov et al. \(2016\)](#) assume absolute regularity, which is a stronger assumption than strong mixing. However, they assume \mathcal{L}_1 -NED, which is more general than \mathcal{L}_2 -NED. Fortunately, we show in the following proposition that the conditions of [Chen and White \(1998\)](#) are satisfied by the RKHS-embedded series if the underlying data-generating process is stationary, strong mixing at a certain rate and satisfies a mild moment condition. We refer the reader to Appendix C and D for the technical details and proofs.

Proposition 1. *Suppose $\{Y_i\}_{i \in \mathbb{Z}}$ forms a stationary, strongly mixing process on \mathbb{R}^p with marginal distribution P and $\{\alpha(m)\}_{m \in \mathbb{N}}$ are its mixing coefficients (see Appendix C for the definition). Moreover, suppose the followings hold for some $\delta > 0$:*

- (i) $\mathbb{E} |K(Y_1, Y_1)|^{1+\delta/2} < \infty$;
- (ii) $\sum_{m=1}^{\infty} (\alpha(m))^{\delta/(2+\delta)} < \infty$.

Then, Assumption 1 is satisfied.

Remark 5. Any bounded kernel, which includes Gaussian, Laplacian, Exponential, Student, etc., satisfies (i) in Proposition 1 and thus, is valid on heavy-tailed data as well. In Section 4.3, we demonstrate the excellent size accuracy of our proposed test for change point in heavy-tailed data. Part (ii) is a standard assumption in the literature of central limit theorem for β -mixing processes; see [Ibragimov \(1962\)](#); [Dehling \(1983\)](#); [Doukhan \(1994\)](#). It requires the underlying temporal dependence to be of short-range type and is satisfied if $\alpha(m)$ decays at least at a polynomial rate of $m^{-(1+\epsilon)(1+2/\delta)}$ for some $\epsilon > 0$. It has been established in the literature that stationary Markov chains that possess geometric ergodicity are strong mixing at an exponential rate; see [Bradley \(2005\)](#); [Meyn and Tweedie \(2012\)](#) for more details. [Mokkadem \(1988\)](#) shows that a stationary vector ARMA process is geometrically strong mixing if the iid innovations have a density with respect to the Lebesgue measure. [Carrasco and Chen \(2002\)](#) provide sufficient conditions for geometric β -mixing (which implies geometric strong mixing) for various linear and nonlinear GARCH(1, 1), linear and power GARCH(p, q), stochastic volatility, and autoregressive conditional duration models. For more details, see the aforementioned references.

Remark 6. Our RKHS-embedding approach has a slight advantage than the one in [Zhang and Shao \(2025\)](#) on the theory front as well. The asymptotic theory behind their proposed tests for the marginal distribution relies on the uniform FCLT for the canonical empirical process. The uniform FCLT has been proved under ρ -mixing by [Berkes and Philipp \(1977\)](#), and by [Berkes et al. \(2009\)](#) under S-mixing; for definitions see therein. It is well-known that ρ -mixing is a stronger assumption than strong mixing. While S-mixing is easier to verify for certain models, it is certainly restricted to a limited class of models which admit a particular representation. Therefore, the strong mixing assumption in Proposition 1 is more general in our opinion.

We are now ready to develop the asymptotic theory for the tests developed in the previous section.

3.1 Goodness-of-Fit Testing

For this subsection, let U_n and U be defined as in (5) and (6), respectively.

Theorem 3.1. *Suppose Assumption 1 holds with $P = P_0$. Then under H_0 , as $n \rightarrow \infty$,*

$$\sqrt{m_2} \cdot U_n \xrightarrow{D} U.$$

Next, we investigate the limiting power of our goodness-of-fit test under the alternative hypothesis that there is a distributional shift from the pre-specified distribution. We consider the following sequence of local alternatives:

$$H_{1n} : P = P_n, \text{ where } \mu_{P_n} \in \mathcal{H}(K), \mu_{P_n} - \mu_{P_0} = \delta_n \text{ and } \|\delta_n\|_{\mathcal{H}(K)} = \frac{\Delta_n}{\sqrt{n}}.$$

We make the following assumption on the data-generating process under the alternative hypothesis.

Assumption 2. Under $\{H_{1n}\}_{n=1}^\infty$, it holds that

$$\left(\frac{1}{\sqrt{n}} \sum_{i=1}^{\lfloor nt \rfloor} (K(Y_i, \cdot) - \mu_{P_n}) \right)_{t \in [0,1]} \rightsquigarrow (\tilde{W}(t))_{t \in [0,1]} \text{ in } D_{\mathcal{H}(K)}[0,1], \quad (16)$$

where $(\tilde{W}(t))_{t \in [0,1]}$ is a Brownian motion in $\mathcal{H}(K)$ and $\tilde{W}(1)$ is a zero-mean random element with covariance operator $\tilde{S} : \mathcal{H}(K) \rightarrow \mathcal{H}(K)$.

Similar to Proposition 1, we show in the following proposition that when $(2 + \delta)$ -th moments are uniformly bounded and the strong mixing occurs at a suitable rate, a couple of additional assumptions on uniform integrability and convergence of variance implies Assumption 2 is satisfied.

Proposition 2. *Suppose $\{Y_i\}_{1 \leq i \leq n}$ comes from a triangular array of random variables which is row-wise stationary and strong mixing and marginal distribution of random variables in the n -th row is P_n . Let the mixing coefficients at lag m be uniformly bounded by $\tilde{\alpha}(m)$. Moreover, assume that followings hold for some $\delta > 0$:*

- (i) $\mathbb{E}|K(Y_i, Y_i)|^{1+\delta/2}, \|\mu_{P_n}\| \leq C < \infty$, where $C > 0$ does not depend on n or i ;
- (ii) $\sum_{m=1}^\infty \tilde{\alpha}(m)^{\frac{\delta}{\delta+2}} < \infty$
- (iii) $\left\{ \frac{\|K(\tilde{Y}_n, \cdot) - \mu_{P_n}\|^2}{\mathbb{E}K(\tilde{Y}_n, \tilde{Y}_n) - \|\mu_{P_n}\|^2}; n \geq 1 \right\}$ is uniformly integrable where marginal distribution of the random variable \tilde{Y}_n is P_n ;
- (iv) For any $h \neq 0 \in \mathcal{H}(K)$, as $n \rightarrow \infty$, the following holds:

$$\frac{1}{n} \text{Var} \left(\sum_{1 \leq i \leq \lfloor nt \rfloor} h(Y_i) \right) \rightarrow t \tilde{\sigma}^2(h) > 0 \text{ for all } 0 < t \leq 1.$$

Then, Assumption 2 is satisfied with $\langle \tilde{S}h, h \rangle = \tilde{\sigma}^2(h)$ for all $h \neq 0 \in \mathcal{H}(K)$.

Theorem 3.2. *Suppose Assumption 2 holds and let $b(\eta) := \frac{1}{\eta} \tilde{W}(\eta)$. Then, under $\{H_{1n}\}_{n=1}^\infty$, $\sqrt{n} \hat{\mu}_1 \xrightarrow{D} b(\eta)$ as $n \rightarrow \infty$, where $\hat{\mu}_1$ is defined in (4). Moreover, the followings hold:*

1. If $\Delta_n^2 \rightarrow 0$, then $\mathbb{P}(\sqrt{m_2} \cdot U_n > U_{1-\alpha}) \rightarrow \alpha$.
2. If $\Delta_n^2 \rightarrow \infty$, then $\mathbb{P}(\sqrt{m_2} \cdot U_n > U_{1-\alpha}) \rightarrow 1$.
3. If $\Delta_n^2 \rightarrow c^2$, where $c \in (0, \infty)$, then whenever $\frac{\delta_n}{\|\delta_n\|} \rightarrow \delta_0 \in \mathcal{H}(K)$, it holds that

$$\begin{aligned} & \mathbb{P}(\sqrt{m_2} \cdot U_n > U_{1-\alpha}) \\ & \rightarrow \int_{\mathcal{H}(K)} \mathbb{P} \left(\frac{B(1) + \frac{c(1-\eta)\langle \delta_0, u \rangle}{\Theta(u)} + \frac{c^2\eta(1-\eta)}{\Theta(u)}}{\sqrt{\int_0^1 (B(s) - sB(1))^2 ds}} > U_{1-\alpha} \right) \mu_{\tilde{W}(\eta)}(du), \end{aligned}$$

where $\Theta(u) := \sqrt{\langle S(u + c\eta\delta_0), u + c\eta\delta_0 \rangle}$, $\mu_{\tilde{W}(\eta)}$ is the distribution of $\tilde{W}(\eta)$ and the above integral is with respect to the measure $\mu_{\tilde{W}(\eta)}$ on the Hilbert space $\mathcal{H}(K)$.

Remark 7. One can think of Δ_n as rescaled signal-to-noise ratio (SNR). Theorem 3.2 reveals that when the SNR approaches 0, our level- α test is powerless; when the SNR approaches ∞ , our test is consistent; and when the SNR approaches an intermediate value between 0 and ∞ , we achieve non-trivial power.

Remark 8. Note that the assumption of one-to-one correspondence between the space of probability distributions and the space of mean embeddings is standard and quite crucial, otherwise MMD is not be a metric. It can be seen in the proof of the above results that size accuracy does not require this condition. However, under the violation of this assumption, if $\text{MMD}(P_n, P_0) = 0$, then one will fail to distinguish between the null and the alternative and that will lead to serious power loss of our method.

3.2 Change Point Testing

For this section, let G_n and G be defined as in (8) and (9), respectively.

Theorem 3.3. Suppose Assumption 1 holds. Then, under H_0 , as $n \rightarrow \infty$, it holds that $G_n \xrightarrow{D} G$.

Next, we investigate the power of our test against the alternative hypothesis that there exists a single change point at the location $k_0 = \lfloor n\eta_0 \rfloor$ for some fixed but unknown $\eta_0 \in (\eta, 1 - \eta)$. Let us recall that in this setup, we denote the marginal distribution of Y_i by P_i . In particular, we analyze the power behavior of our test against the following sequence of local alternatives:

$$H'_{1n} : \mu_{P_1} = \cdots = \mu_{P_{k_0}} \neq \mu_{P_{k_0+1}} = \cdots = \mu_{P_n}, \text{ where } \mu_{P_{k_0+1}} - \mu_{P_{k_0}} = \delta_n, \|\delta_n\| = \frac{\Delta_n}{\sqrt{n}} \in \mathbb{R}.$$

We assume that the following FCLT holds under the alternative.

Assumption 3. Under $\{H'_{1n}\}_{n=1}^\infty$, it holds that

$$\left(\frac{1}{\sqrt{n}} \sum_{i=1}^{\lfloor nt \rfloor} (K(Y_i, \cdot) - \mu_{P_i}) \right)_{t \in [0,1]} \rightsquigarrow (\tilde{W}(t))_{t \in [0,1]} \text{ in } D_{\mathcal{H}(K)}[0,1], \quad (17)$$

where $(\tilde{W}(t))_{t \in [0,1]}$ is a Brownian motion in $\mathcal{H}(K)$ and $\tilde{W}(1)$ has covariance operator $\tilde{S} : \mathcal{H}(K) \rightarrow \mathcal{H}(K)$.

Remark 9. Very similar to Proposition 2, one can provide sufficient moment and mixing conditions, along with some uniform integrability conditions, which will imply that the FCLT under the alternative hypothesis holds. We omit the details for brevity.

Before we describe the asymptotic behavior of our change point test statistic under alternative, let us define

$$G_{cond}^* := \sup_{r \in [0,1]} \frac{B(r) - rB(1) - \sqrt{\frac{1-2\eta}{\langle Su, u \rangle}} (r_0 \wedge r) ((1-r_0) \wedge (1-r)) \langle u, c\delta_0 \rangle}{\sqrt{\int_0^r \left((B(s) - \frac{s}{r}B(r)) - \sqrt{\frac{1-2\eta}{\langle Su, u \rangle}} \frac{[(s \wedge r_0)((r-r_0) \wedge (r-s))] \vee 0}{r} \langle u, c\delta_0 \rangle \right)^2 ds + \int_r^1 \left((B(1-s) - \frac{1-s}{1-r}B(1-r)) - \sqrt{\frac{1-2\eta}{\langle Su, u \rangle}} \frac{[(1-s) \wedge (1-r_0)]((r_0-r) \wedge (s-r)) \vee 0}{r} \langle u, c\delta_0 \rangle \right)^2 ds}}.$$

Theorem 3.4. Suppose Assumption 3 holds and let $\tilde{b}(\eta) := \frac{1}{\eta}(\tilde{W}(\eta) - \tilde{W}(1) + \tilde{W}(1-\eta))$. Then, under $\{H'_{1n}\}_{n=1}^\infty$, $\sqrt{n}(\hat{\mu}_1 - \hat{\mu}_n) \xrightarrow{D} \tilde{b}(\eta)$ as $n \rightarrow \infty$, where $\hat{\mu}_1 - \hat{\mu}_n$ is defined in (7). Moreover, the followings hold:

1. If $\Delta_n \rightarrow 0$, then $\mathbb{P}(G_n > G_{1-\alpha}) \rightarrow \alpha$.
2. If $\Delta_n \rightarrow \infty$, then $\mathbb{P}(G_n > G_{1-\alpha}) \rightarrow 1$.
3. If $\Delta_n \rightarrow c \in (0, \infty)$ and $\frac{\delta_n}{\|\delta_n\|} \rightarrow \delta_0 \in \mathcal{H}(K)$, then $G_n \xrightarrow{D} G^*$, where

$$G^* | \{\tilde{b}(\eta) = u + c\delta_0\} \xrightarrow{D} G_{cond}^*.$$

3.3 Testing Independence between Two Time Series

To derive the asymptotic distribution of our test statistic for the independence of two time series under the null and alternative hypothesis, we first assume that the following invariance principle holds.

Assumption 4. Let $C_{X_0, Y_{-m:m}}, C_{Y_0, X_{-m:m}}$ and E_i be as defined in (10), (11) and (12), respectively. Then, as $n \rightarrow \infty$, it holds that

$$\left\{ \frac{1}{\sqrt{n'}} \sum_{i=1}^{\lfloor n'r \rfloor} \left(E_i - \begin{pmatrix} C_{X_0, Y_{-m:m}} \\ C_{Y_0, X_{-m:m}} \end{pmatrix} \right) \right\}_{r \in [0,1]} \rightsquigarrow W \text{ in } D_{\mathcal{H}(K, L; m)}[0, 1],$$

where W is a $\mathcal{H}(K, L; m)$ -valued Brownian motion.

In the following proposition, similar to Proposition 1, we show that the above invariance principle holds under the null hypothesis under mild moment and mixing conditions.

Proposition 3. Let $\{(X_i, Y_i)\}_{i \in \mathbb{Z}}$ be a stationary and strong mixing process with mixing coefficients as $\{\alpha(k)\}_{k \in \mathbb{Z}}$. Moreover, assume that the followings hold for some $\delta > 0$:

1. $\mathbb{E}|K_1(X_0, X_0)|^{2+\delta}$, $\mathbb{E}|L_{2m+1}(Y_{-m:m}, Y_{-m:m})|^{2+\delta}$, $\mathbb{E}|L_1(Y_0, Y_0)|^{2+\delta}$ and $\mathbb{E}|K_{2m+1}(X_{-m:m}, X_{-m:m})|^{2+\delta}$ are all finite.
2. $\sum_{m=1}^\infty \alpha(m)^{\delta/(\delta+2)} < \infty$.

Then, Assumption 4 is satisfied.

The proof of Proposition 3 can be found in Appendix C. Assumption 4 helps us to do inference without any further knowledge of the joint distributions. We are now ready to characterize the asymptotic behavior of our test statistic $U_n^{(1)}$ defined in (13).

Theorem 3.5. *Suppose Assumption 4 holds. Then,*

1. Under H_0 , as $n \rightarrow \infty$, it holds that $\sqrt{m'_2} \cdot U_n^{(1)} \xrightarrow{D} U$, where U is defined in (6).
2. Under the local alternative $H''_{1n} : \begin{pmatrix} C_{X_0, Y_{-m:m}} \\ C_{Y_0, X_{-m:m}} \end{pmatrix} = \frac{\tilde{\delta}_n}{\sqrt{n'}}$ $\in \mathcal{H}(K, L; m)$, as $n \rightarrow \infty$, the followings hold:
 - (a) If $\|\tilde{\delta}_n\|^2 \rightarrow 0$, then $\mathbb{P}(\sqrt{m'_2} \cdot U_n^{(1)} > U_{1-\alpha}) \rightarrow \alpha$.
 - (b) If $\|\tilde{\delta}_n\|^2 \rightarrow \infty$, then $\mathbb{P}(\sqrt{m'_2} \cdot U_n^{(1)} > U_{1-\alpha}) \rightarrow 1$.
 - (c) If $\|\tilde{\delta}_n\|^2 \rightarrow c^2$, where $c \in (0, \infty)$, then whenever $\frac{\tilde{\delta}_n}{\|\tilde{\delta}_n\|} \rightarrow \tilde{\delta}_0 \in \mathcal{H}(K, L; m)$, we have that

$$\begin{aligned} & \mathbb{P}(\sqrt{m'_2} \cdot U_n^{(1)} > U_{1-\alpha}) \\ & \rightarrow \int \mathbb{P} \left(\frac{B(1) + \frac{c(1-\eta)\langle \tilde{\delta}_0, u \rangle}{\tilde{\Theta}(u)} + \frac{c^2\eta(1-\eta)}{\tilde{\Theta}(u)}}{\sqrt{\int_0^1 (B(s) - sB(1))^2 ds}} > U_{1-\alpha} \right) \mu_{W(\eta)}(du), \end{aligned}$$

where W is a Brownian motion in $\mathcal{H}(K, L; m)$,

$\tilde{\Theta}(u) := \sqrt{\langle S(u + c\eta\tilde{\delta}_0), u + c\eta\tilde{\delta}_0 \rangle}$, and S is the covariance operator of $W(1)$. Here $\mu_{W(\eta)}$ is the distribution of $W(\eta)$ and the above integral is a Lebesgue integral on the Hilbert space $\mathcal{H}(K, L; m)$.

Remark 10. Testing for the presence of a change point, and the independence between two series are important tasks for functional time series as well; see Gabrys and Kokoszka (2007), Zhang et al. (2011), Horváth and Kokoszka (2012), Horváth and Rice (2015) for the related literature. In these works, the functional observations are modeled as random curves observed in $\mathcal{L}_2[0, 1]$, which is the space of square-integrable real-valued functions on $[0, 1]$. Since our methods are constructed using kernels, they can be implemented in such setups. Moreover, as we pointed out in Section 2.1 and Section 3, the theoretical guarantees still remain valid as long as the underlying space is a separable Hilbert space, which is indeed true for any continuous kernel on $\mathcal{L}_2[0, 1]$, and certain weak dependence and moment conditions. Again, note that the kernels need to be characteristic in $\mathcal{L}_2[0, 1]$, else we may lose power against certain alternatives; see Wynne and Duncan (2022) for characterization of such kernels defined on a general Hilbert space, which includes the Gaussian kernel, the inverse multiquadratic kernel etc.

Remark 11. Non-Euclidean data or object-valued data are becoming increasingly common in many fields, such as biological or social sciences. Examples of such data sets include graphs, networks, distributional data, covariance matrices, etc. Change point detection or testing for serial independence are crucial problems in such data sets as well; see Dubey and Müller (2020), Dubey and Zheng (2023), Jiang et al. (2024), Jiang et al. (2024) for some of the recent developments

on the above problems. Due to the use of kernels, our proposed methodology can be applied to object-valued temporally dependent data. Moreover, the asymptotic theory we have developed translates to such setup under some standard regularity conditions. Indeed, for a given metric space (Ω, d) , [Zhang et al. \(2024\)](#) showed that the Gaussian and Laplacian kernels, defined as $K_1(x, y) := \exp(-\sigma d^2(x, y))$ and $K_2(x, y) := \exp(-\sigma d(x, y))$, are positive-definite. Moreover, they are universal kernels on such metric spaces, which implies that the mean embedding of any probability distribution on Ω into the RKHS generated by such a kernel, if it exists, is unique. We refer the reader to [Bhattacharjee et al. \(2023\)](#) for more details on this matter.

4 Numerical Experiments

In this section, we analyze the finite sample performance of our proposed methods in terms of empirical size, power, and computational time and compare them to those of some existing counterparts. Simulation results for goodness-of-fit testing are reported in [Section 4.1](#), whereas [Section 4.2](#) presents simulation results on testing for a change point in the marginal distribution. Finally, finite sample performance of our methodology in testing for change point and testing for independence between two series in the context of functional data is examined in [Section 4.3](#) and [4.4](#), respectively. In all these subsections, we denote our proposed methodology by "SS-SN" (Sample Splitting & Self-Normalization).

4.1 Goodness-of-Fit Testing

In this subsection, we investigate the empirical performance of our proposed methodology in the context of goodness-of-fit testing. In particular, we generate data from the same AR(1) model defined in [\(18\)](#). We are interested in testing the null hypothesis $H_0 : P = \mathcal{N}(0, 1/(1 - \kappa^2))$ at 5% significance level, where $\kappa \in \{-0.5, 0, 0.5\}$ is assumed to be known. The sample splitting ratio η in our proposed method is chosen from the grid of values $\{0.2, 0.35, 0.5, 0.7\}$. We work with the Gaussian kernel $K(x, y) = \exp(-\sigma(x - y)^2)$, where σ is chosen via the "Median Heuristics", i.e.,

$$\sigma = \text{Median} \left\{ \frac{1}{2|Y_{i_1} - Y_{i_2}|^2}, 1 \leq i_1 \neq i_2 \leq n \right\}.$$

According to [Kellner and Celisse \(2019\)](#), we have the following formulae for the mean embedding of P into $\mathcal{H}(K)$ and its RKHS norm, when $P = \mathcal{N}(0, 1/(1 - \kappa^2))$:

$$\mu_P(x) = \left(1 + \frac{2\sigma}{1 - \kappa^2}\right)^{-1/2} \exp\left(-\frac{\sigma x^\top x}{\left(1 + \frac{2\sigma}{1 - \kappa^2}\right)}\right); \quad \|\mu_P\|_{\mathcal{H}(K)}^2 = \left(1 + \frac{4\sigma}{1 - \kappa^2}\right)^{-1/2}.$$

We compare the performance of our method against the fixed- b subsampling method by [Shao and Politis \(2013\)](#). We briefly describe their methodology for the sake of completeness. Let $F_{a:b}(x) := \frac{1}{b-a+1} \sum_{i=a}^b 1(Y_i \leq x)$ and let F_0 be the pre-specified distribution under the null hypothesis. The p-value based on fixed- b subsampling is defined as:

$$pval_{n,l}^* = \frac{1}{N} \sum_{t=1}^N \mathbf{1} \left\{ \sqrt{l} \|F_{t:t+l-1}(x) - F_{1:n}(x)\|_\infty \geq \sqrt{n} \|F_{1:n}(x) - F_0(x)\|_\infty \right\}.$$

where $\|\cdot\|_\infty$ is the infinity norm, $l = \lfloor nb \rfloor$, $N = n - l + 1$ and $b \in (0, 1)$ is the blocklength parameter. The distribution of $pval_{n,l}^*$ is not pivotal and depends on b , but can be approximated

Table 1: Empirical Size in % (average run time in milliseconds) in Goodness-of-Fit Testing

κ	SS-SN				Fixed-b		
	$\eta = 0.2$	$\eta = 0.35$	$\eta = 0.5$	$\eta = 0.7$	$b = 0.05$	$b = 0.15$	$b = 0.25$
-0.5	5.18 (3.67)	4.94 (3.99)	4.38 (4.07)	5.28 (3.81)	7.52 (10.64)	10.88 (10.11)	13.56 (9.2)
0	4.88 (3.64)	5.1 (3.98)	4.86 (4.08)	5.1 (3.1)	8.78 (10.76)	10.12 (10.18)	13.96 (9.23)
0.5	5.5 (2.92)	5.54 (3.2)	6.28 (3.29)	5.74 (3.1)	4.54 (10.84)	9.56 (9.99)	14.22 (9.09)

by a second-level subsampling. Let n' be the second-level subsampling length, $l' = \max(\lceil n'b \rceil, 2)$ and $N' = n' - l' + 1$. For $t = 1, 2, \dots, n - n' + 1$, define

$$h_{n',t}^* = \frac{1}{N'} \sum_{j=t}^{t+N'-1} 1 \left\{ \sqrt{l'} \|F_{j:j+l'-1}(x) - F_{t:t+n'-1}(x)\|_{\infty} \geq \sqrt{n'} \|F_{t:t+n'-1}(x) - F_{1:n}(x)\|_{\infty} \right\}.$$

Then the final p-value is defined as

$$pval^* = \frac{1}{n - n' + 1} \sum_{t=1}^{n-n'+1} 1 \{h_{n',t}^* < pval_{n,l}^*\}.$$

Then, the null hypothesis is rejected at level α if $pval^* \leq \alpha$. We let $b \in \{0.05, 0.15, 0.25\}$ and set the second-level subsampling length $n' = 30$. The experiment is repeated over 5000 independent Monte Carlo replicates and the average rejection rates in percentage (and run times in milliseconds) are tabulated in Table 1. While the computational complexity of both methods seems comparable, the subsampling method faces serious size distortion, especially for higher values of b . In contrast, the SS-SN methodology has excellent size accuracy across all the values of the sample splitting ratio. This indicates that the size accuracy of our proposed methodology is not sensitive to the choice of the splitting ratio.

We now analyze the empirical size-adjusted power of the SS-SN and fixed- b subsampling method. We generate the data from

$$X_t = (1 - \delta_t)Y_t + \delta_t\epsilon_t; \quad t = 1, 2, \dots, n,$$

where $Y_t = \kappa Y_{t-1} + e_t$, e_t s are iid $N(0, 1)$, ϵ_t s are iid $Exp(1) - 1$ and δ_t s are iid Bernoulli(λ) with $\lambda \in \{0, 0.2, 0.4, \dots, 1\}$. Moreover, $\{e_t\}_{t \in \mathbb{Z}}$, $\{\epsilon_t\}_{t \in \mathbb{Z}}$ and $\{\delta_t\}_{t \in \mathbb{Z}}$ s are mutually independent. The values of all other parameters involved remain the same as in the size analysis. We plot the size-adjusted power of different methods against λ in Figure 1. In general, the SS-SN method exhibits very mild power loss in comparison to the fixed- b subsampling method. However, the power loss seems to be significant for the splitting ratio $\eta = 0.7$. This is consistent with the finding in Zhang and Shao (2024) and suggests that we should set $\eta \leq 0.5$ to prevent potential power loss.

4.2 Testing for a Change Point in Euclidean Data

In this subsection, we investigate the finite sample performance of our proposed change point testing in marginal distribution against that of the sequential block bootstrap method proposed by Sharipov et al. (2016). To investigate the finite sample size, we generate data from the following

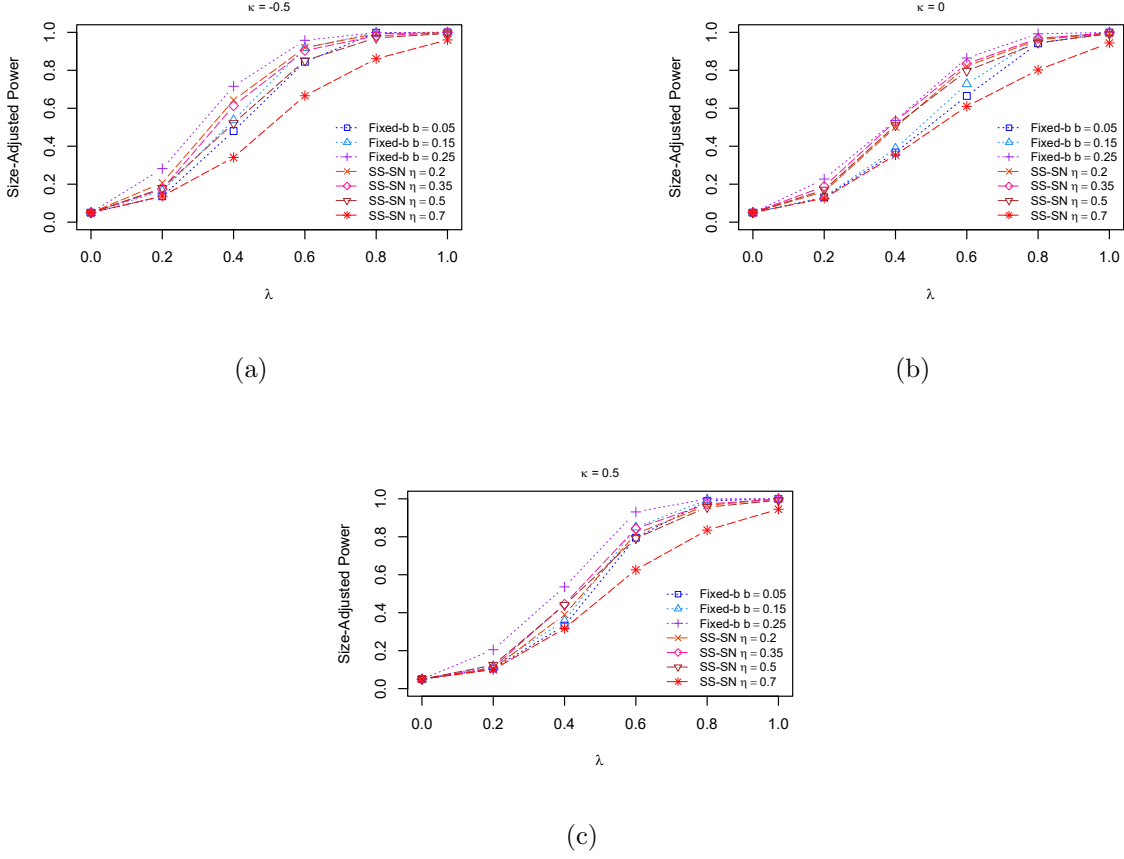


Figure 1: Size-adjusted power in goodness-of-fit testing univariate AR(1) model:

$$Y_t = \kappa Y_{t-1} + \epsilon_t; \quad t = 1, 2, \dots, 200, \quad (18)$$

where ϵ_t s are iid $\mathcal{N}(0, 1)$ and $\kappa \in \{-0.5, 0, 0.5\}$. In the implementation of our methodology, we choose the splitting parameter $\eta = 0.1$ and work with Gaussian and Student kernels, which are given by

$$K_1(x, y) = \exp(-\sigma(x - y)^2), \quad K_2(x, y) = (1 + \sigma(x - y)^2)^{-1},$$

respectively. The bandwidth of the kernels σ is chosen via the "Median Heuristics", i.e.,

$$\sigma = \text{Median} \left\{ \frac{1}{2|Y_{i_1} - Y_{i_2}|^2}, 1 \leq i_1 \neq i_2 \leq n \right\}.$$

To implement the sequential block bootstrap method of Sharipov et al. (2016), we set the weight function $w(t)$ to be Gaussian, i.e., $w(t) = \frac{1}{\sqrt{2\pi}} \exp(-x^2/2)$, and the blocklength is chosen to be 5 or 10 (denoted in Figure 2 as "SBB-b5" and "SBB-b10", respectively). The number of bootstrap replicates is chosen to be 499. The entire experiment is repeated over 1000 independent Monte Carlo replicates. The average rejection rates in percentage (and run times in seconds) are tabulated in Table 2, which shows that our proposed test has excellent size accuracy across all values of κ and there seems to be no apparent effect from the choice of the kernel. In contrast, the sequential block bootstrap method is over-conservative for negative κ and exhibits noticeable size distortion when κ is positive. Another noticeable advantage of our method is in computational time. While our

Table 2: Empirical Size in % (average run time in seconds) in Change Point Testing

κ	SS-SN		Sequential Block Bootstrap	
	Gaussian Kernel	Student Kernel	Blocklength=5	Blocklength=10
-0.5	5.4 (0.04)	5.5 (0.03)	2.4 (850.04)	3.5 (502.47)
0	5.9 (0.04)	5.7 (0.04)	4.9 (1137.12)	3.5 (963.69)
0.5	5.6 (0.04)	6 (0.04)	10.4 (1036.67)	7.1 (1509.97)

method can be executed in less than 50 milliseconds on average, the sequential block bootstrap method can take up to about half an hour.

To investigate the size adjusted power of the above methods, we generate data from the following model, where there is a single change point for the marginal distribution in the middle of the sequence:

$$X_t = (1 - \delta_t)Y_t + \delta_t Y_t \mathbf{1}_{t \leq \lfloor n/2 \rfloor} + \delta_t \epsilon_t \mathbf{1}_{t > \lfloor n/2 \rfloor}; \quad t = 1, 2, \dots, n,$$

where $Y_t = \kappa Y_{t-1} + e_t$, e_t s are iid $\mathcal{N}(0, 1)$, ϵ_t s are iid $Exp(1) - 1$ and δ_t s are iid Bernoulli(λ). Moreover, $\{e_t\}_{t \in \mathbb{Z}}$, $\{\epsilon_t\}_{t \in \mathbb{Z}}$ and $\{\delta_t\}_{t \in \mathbb{Z}}$ s are mutually independent. We choose $\lambda \in \{0, 0.2, 0.4, \dots, 1\}$. The choice of κ , the splitting ratio η , the kernels and their bandwidths in our method, and the blocklengths and weight function in the sequential block bootstrap method remain the same as our choices in the finite sample size analysis. However, we reduce the number of bootstrap replicates to 299 in this case in the interest of computational time. To perform size adjustment for the bootstrap-based test in Sharipov et al. (2016), we follow the methodology proposed by Domínguez and Lobato (2000). The experiment is repeated over 1000 independent Monte Carlo replicates and we plot the size-adjusted power of different methods against λ in Figure 2.

As one can see, the power of our SS-SN method is competitive, and it outperforms the sequential block bootstrap most of the time. In addition, the two kernels deliver almost identical powers, suggesting potential insensitivity of our method with respect to the kernel choice.

4.3 Testing for a Change Point in Functional Time Series

In this subsection, we investigate the finite sample performance of our proposed method in testing for a single change point in the marginal distribution of a functional time series. We generate the data under the null hypothesis from two types of processes. Under the first data-generating process, observations are generated from functional AR(1) process where the innovations are standard Brownian motions. We use an approximation on a evenly spaced finite grid of d points $\{i/d : 0 \leq i \leq d - 1\}$. In particular,

$$X_{-50} = \left(\xi_1, \xi_1 + \xi_2, \dots, \sum_{i=1}^d \xi_i \right) / \sqrt{d}, \quad \xi_i \text{s are i.i.d. } \mathcal{N}(0, 1)\text{-distributed};$$

$$X_t = \Phi X_{t-1}^T + W_t \quad \forall -50 < t \leq n,$$

where $\Phi \in \mathbb{R}^{d \times d}$ with entries $\Phi_{i,j} = \min(i, j)/d^2$, and

$$W_t = \left(\xi_1^{(t)}, \xi_1^{(t)} + \xi_2^{(t)}, \dots, \sum_{i=1}^d \xi_i^{(t)} \right) / \sqrt{d}, \quad (19)$$

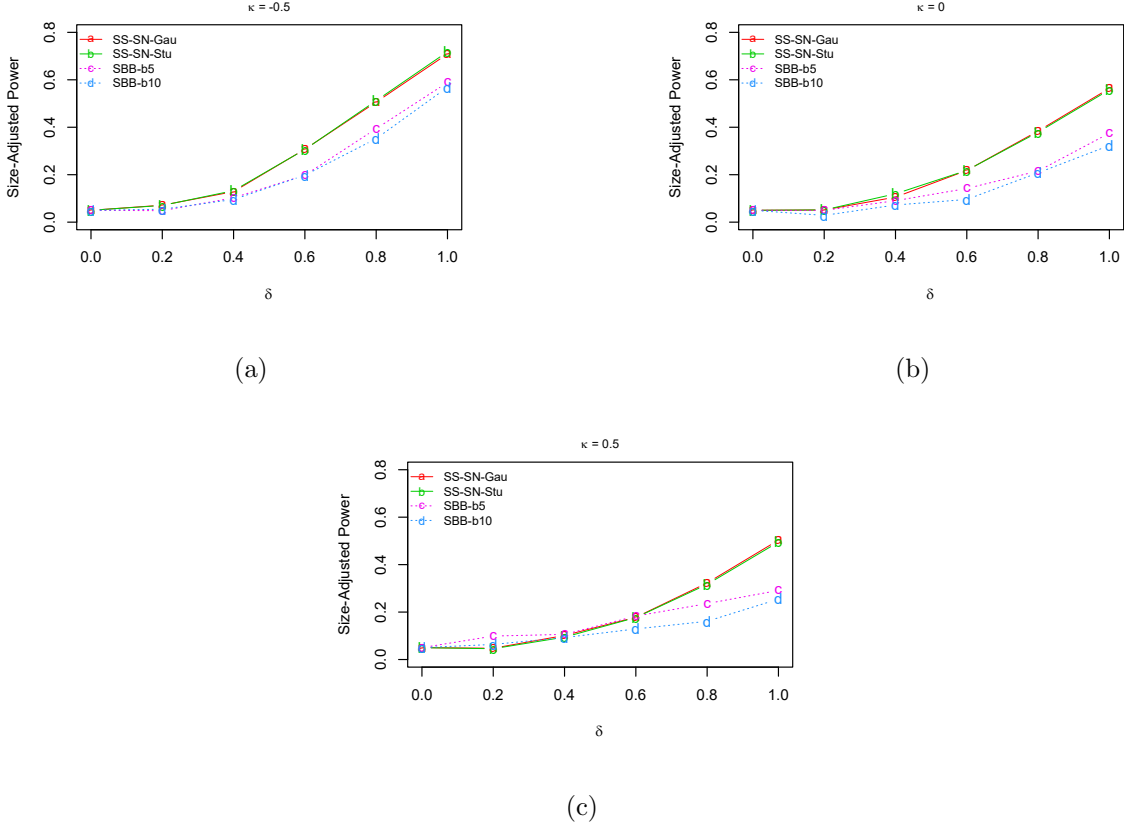


Figure 2: Size-adjusted power in change point testing in Euclidean data

$\xi_i^{(t)}$ s are i.i.d. $\mathcal{N}(0,1)$ -distributed. To see the effect of heavy-tailed distribution, we consider another data-generating process where $\xi_i^{(t)}$ s for $-50 < t \leq 200$ in the above model are instead iid sample from a t distribution with 2 degrees of freedom. We set $d = 100$ in all our simulations. We compare the empirical rejection rates of our method against that of the spatial sign test of [Wegner and Wendler \(2024\)](#) when $n = 50, 200$ at four different levels of significance, i.e., $\alpha = 0.1, 0.05, 0.025, 0.01$. For the implementation of both methods, we approximate the Hilbert space distance between any two observations in $\mathcal{L}_2[0, 1]$ by $\sqrt{\frac{1}{d} \sum_{k=0}^{d-1} (X_i(k/d) - X_j(k/d))^2}$. The splitting ratio in SS-SN is set to be $\eta = 0.1$. Both the kernels in SS-SN are chosen to be Gaussian and the kernel bandwidth is chosen via median heuristics. In the spatial sign test of [Wegner and Wendler \(2024\)](#), the bandwidth q involved in the multiplier bootstrap is selected via the data adaptive approach of [Rice and Shang \(2017\)](#). The number of Monte Carlo replicates is set to be 1000 and the number of bootstrap replicates is set to be 500. As shown in Table 3, the SS-SN method is very slightly oversized for small sample size, but the size accuracy gets better for large sample size. Moreover, the size accuracy is good even in heavy-tailed data. In contrary, the spatial sign test is significantly undersized for small sample size. In terms of computational time, the SS-SN method took 0.4 seconds on average per iteration, whereas the spatial sign test took 1.55 hours.

Table 3: Empirical Size in % for Change Point Testing in Functional Data

	Gaussian				Heavy tail			
	SS-SN		Spatial Sign		SS-SN		Spatial Sign	
α	$n = 50$	$n = 200$	$n = 50$	$n = 200$	$n = 50$	$n = 200$	$n = 50$	$n = 200$
0.1	11.50	9.80	0.50	13.55	10.70	9.70	0.40	14.95
0.05	6.60	4.60	0.05	5.45	4.75	4.20	0.10	6.90
0.025	3.85	2.25	0.05	2.05	3.05	1.80	0.05	3.70
0.01	2.20	0.65	0.05	0.50	1.70	0.60	0.05	1.25

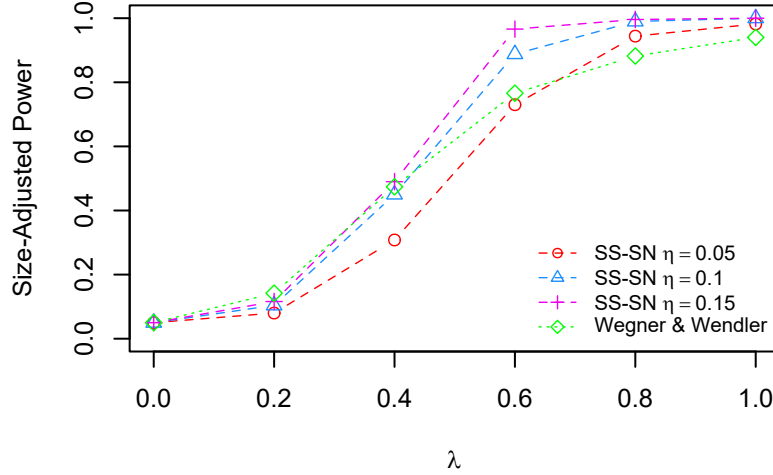


Figure 3: Size-adjusted power in change point testing in functional data

To examine the power performance, we consider a uniform jump of magnitude λ in the mean of the first data-generating process above in the middle of the sequence, i.e.,

$$Y_t = \begin{cases} X_t & t \leq \lfloor n/2 \rfloor, \\ X_t + \lambda(1, 1, \dots, 1)^\top & t > \lfloor n/2 \rfloor, \end{cases}$$

where $\{X_t\}$ s are defined in (19). We set $n = 200$ here and the number of Monte-Carlo replicates to be 500. We vary $\lambda \in \{0, 0.2, \dots, 1\}$ and plot the size-adjusted power of aforementioned methods against λ in Figure 3. Note that we choose the splitting ratio η of the SS-SN method from the set $\{0.05, 0.1, 0.15\}$. Overall, the power of SS-SN is comparable to that of the spatial sign test and in fact, it is slightly better when the splitting ratio is 0.1 or 0.15.

4.4 Testing for Independence between Two Functional Time Series

In this subsection, we analyze the finite sample performance of our proposed test for independence between two stationary functional time series. We compare the SS-SN method against the method proposed by Horváth and Rice (2015). Under the null hypothesis, we generate samples from two

Table 4: Empirical Size in % for Testing Independence between Two Functional Series

	SS-SN									Horvath & Rice
	$\eta = 0.2$			$\eta = 0.35$			$\eta = 0.5$			
	$m = 0$	$m = 1$	$m = 2$	$m = 0$	$m = 1$	$m = 2$	$m = 0$	$m = 1$	$m = 2$	$H = 6$
$q = 0$	6.5	5.5	5.9	5.8	5.3	7.2	5.6	5.7	6.1	5.6
$q = 0.75$	5	5.35	6.2	5.6	6.3	5.9	5.3	5.6	5.9	6
$q = 2$	5.5	5.7	6.2	6.6	7	6.8	6.7	7.5	8.4	11

independent stationary functional autoregressive model of order one, i.e. for $1 \leq i \leq 200$ and $t \in [0, 1]$,

$$X_i(t) = \int \psi_q(t, u) X_{i-1}(u) du + B_{1,i}(t), \quad Y_i(t) = \int \psi_q(t, u) Y_{i-1}(u) du + B_{2,i}(t), \quad (20)$$

where $\psi_q(t, u) = q \min(t, u)$ and $\{B_{1,i}\}_{i=1}^{200} \perp\!\!\!\perp \{B_{2,i}\}_{i=1}^{200}$ are standard Brownian motions on $[0, 1]$. The parameter q determines the magnitude of temporal dependence and we let $q \in \{0, 0.75, 2\}$. Note that the data-generating process is exactly the same as (19) when $q = 1$; When $q = 0$, the two samples correspond to independent standard Brownian motions on $[0, 1]$. To implement the SS-SN method, we choose both kernels to be Gaussian and the kernel bandwidth is once again selected via median heuristics. To investigate the effect due to the choice of the splitting ratio η and the lag m associated with our test statistic, we chose η from $\{0.2, 0.35, 0.5\}$ and m from $\{0, 1, 2\}$. In the implementation of the method of Horváth and Rice (2015), we choose both kernels to be Bartlett kernels and the associated windows were set to be $w_1(r) = w_2(r) = \lfloor r^{1/4} \rfloor$. Inspired by the numerical experiments in their paper, we set the associated lag H to be 4. The empirical rejection rates based on 2000 Monte Carlo replicates are tabulated in Table 4. The sizes for both method appear accurate when $q = 0, 0.75$, whereas the method of Horváth and Rice (2015) exhibits non-negligible size distortion for stronger temporal dependence (i.e., $q = 2$). The SS-SN method exhibits overall good size accuracy with $\eta = 0.2$, and the size distortion can be noted for higher values of m and when $\eta = 0.35, 0.5$. The choice of m can affect the power (to be shown below) and may be based on domain knowledge.

To investigate the size-adjusted power, we use innovations $\{W_{1,i}\}_{i=1}^{200}$ and $\{W_{2,i}\}_{i=1}^{200}$ in place of $\{B_{1,i}\}_{i=1}^{200}$ and $\{B_{2,i}\}_{i=1}^{200}$ in (20), respectively, where $W_{1,i}(t) := B_{1,i}(t)$ and $W_{2,i}(t) := \lambda B_{1,i}(t) + \sqrt{1 - \lambda^2} B_{2,i}(t)$, $\lambda \in \{0, 0.1, 0.2, \dots, 1\}$. We set the number of Monte-Carlo replicates to be 1000 and the average size-adjusted power is plotted against λ in Figure 4. The choice of η does not seem to significantly affect the power of the SS-SN test, although the SS-SN test with lag $m = 0$ seem to outperform SS-SN tests with $m = 1, 2$. This is expected because the cross-correlation between the two samples under the alternative hypothesis is non-zero at lag 0, but zero at higher lags. Overall, the size-adjusted power of SS-SN method seems to be comparable with Horváth and Rice (2015) when the dependence is not too strong. However, when the dependence is strong, SS-SN method results in slightly more power loss.

5 Conclusion

In this article, we propose a new resampling-free methodology to conduct inference for various infinite-dimensional parameters in multivariate, Hilbert space valued and object-valued time series.

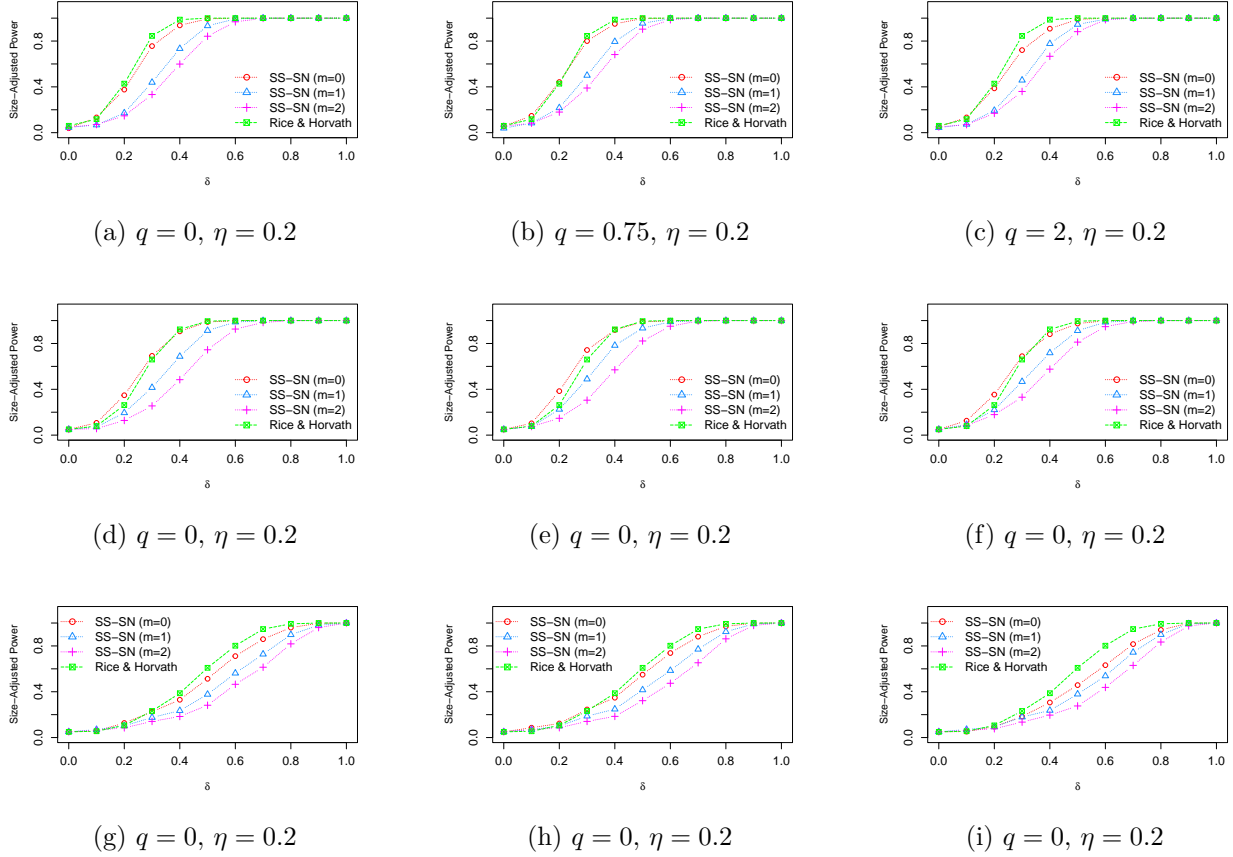


Figure 4: Size-adjusted power in testing independence between two functional series

With the help of sample-splitting and RKHS embedding, we extend the use of self-normalization, a bandwidth-free method typically used for drawing inference about finite-dimensional parameters in time series, to the case of infinite-dimensional parameters. The proposed methodology is very easy to implement and fairly fast to compute. Theoretically, we derive the asymptotic pivotal distributions of our test statistics under the null and the limiting power under alternatives with mild moment and weak dependence conditions. Our methodology exhibits excellent size accuracy in finite samples with occasional mild to moderate power loss as compared to several existing competitors. Although the sample splitting ratio is left up to the choice of the user, we empirically demonstrate that this tuning parameter has little impact on the size accuracy or efficiency of our tests as long as it is in a suitable range, see Section 4. The size accuracy, computational efficiency and reduced sensitivity with respect to the tuning parameter are the major advantages of our method compared to the traditional bootstrap-based counterparts. One possible future research topic is to extend our methodology to high-dimensional or non-stationary time series setup. This is currently under investigation.

Acknowledgements

The authors would like to thank Dr. Gregory Rice for providing the code used in [Horváth and Rice \(2015\)](#) and some related clarifications. The partial support from a grant provided by the U.S. National Science Foundation is gratefully acknowledged.

References

- Berkes, I., S. Hörmann, and J. Schauer (2009). Asymptotic results for the empirical process of stationary sequences. *Stochastic processes and their applications* 119(4), 1298–1324.
- Berkes, I. and W. Philipp (1977). An almost sure invariance principle for the empirical distribution function of mixing random variables. *Zeitschrift für Wahrscheinlichkeitstheorie und verwandte Gebiete* 41(2), 115–137.
- Berlinet, A. and C. Thomas-Agnan (2011). *Reproducing Kernel Hilbert Spaces in Probability and Statistics*. Springer Science & Business Media.
- Betken, A., H. Dehling, and M. Kroll (2021). A bootstrap test for independence of time series based on the distance covariance. *arXiv preprint arXiv:2112.14091*.
- Bhattacharjee, S., B. Li, and L. Xue (2023). Nonlinear global fréchet regression for random objects via weak conditional expectation. *arXiv preprint arXiv:2310.07817*.
- Billingsley, P. (2013). *Convergence of probability measures*. John Wiley & Sons.
- Bradley, R. C. (2005). Basic properties of strong mixing conditions. a survey and some open questions.
- Bucchia, B. and M. Wendler (2017). Change-point detection and bootstrap for hilbert space valued random fields. *Journal of Multivariate Analysis* 155, 344–368.
- Carrasco, M. and X. Chen (2002). Mixing and moment properties of various garch and stochastic volatility models. *Econometric Theory* 18(1), 17–39.
- Chen, X. and H. White (1998). Central limit and functional central limit theorems for hilbert-valued dependent heterogeneous arrays with applications. *Econometric Theory* 14(2), 260–284.
- Chu, B. (2023). A distance-based test of independence between two multivariate time series. *Journal of Multivariate Analysis* 195, 105151.
- Dehling, H. (1983). Limit theorems for sums of weakly dependent banach space valued random variables. *Zeitschrift für Wahrscheinlichkeitstheorie und verwandte Gebiete* 63(3), 393–432.
- Domínguez, M. A. and I. N. Lobato (2000). Size corrected power for bootstrap tests. *Instituto Tecnológico Autonomo de Mexico, Technical Notes*.
- Doukhan, P. (1994). *Mixing*. Springer.
- Dubey, P. and H.-G. Müller (2020). Fréchet change-point detection. *The Annals of Statistics* 48(6), 3312–3335.
- Dubey, P. and M. Zheng (2023). Change point detection for random objects using distance profiles. *arXiv preprint arXiv:2311.16025*.
- Fukumizu, K., F. R. Bach, and M. I. Jordan (2004). Dimensionality reduction for supervised learning with reproducing kernel hilbert spaces. *Journal of Machine Learning Research* 5(Jan), 73–99.
- Fukumizu, K., A. Gretton, X. Sun, and B. Schölkopf (2007). Kernel measures of conditional dependence. *Advances in Neural Information Processing Systems* 20.
- Gabrys, R. and P. Kokoszka (2007). Portmanteau test of independence for functional observations. *Journal of the American Statistical Association* 102(480), 1338–1348.
- Gao, H. and X. Shao (2023). Two sample testing in high dimension via maximum mean discrepancy. *Journal of Machine Learning Research* 24, 1–33.
- Gao, H., R. Wang, and X. Shao (2023). Dimension-agnostic change point detection. *arXiv preprint arXiv:2303.10808*.
- Gretton, A., K. Borgwardt, M. Rasch, B. Schölkopf, and A. Smola (2006). A kernel method for the two-sample-problem. In B. Schölkopf, J. Platt, and T. Hoffman (Eds.), *Advances in Neural Information Processing Systems*, Volume 19, pp. N/A. MIT Press.

- Gretton, A., K. M. Borgwardt, M. J. Rasch, B. Schölkopf, and A. Smola (2012). A kernel two-sample test. *Journal of Machine Learning Research* 13(25), 723–773.
- Gretton, A., O. Bousquet, A. Smola, and B. Schölkopf (2005). Measuring statistical dependence with hilbert-schmidt norms. In *International Conference on Algorithmic Learning Theory*, pp. 63–77. Springer.
- Gretton, A., K. Fukumizu, Z. Harchaoui, and B. K. Sriperumbudur (2009). A fast, consistent kernel two-sample test. *Advances in Neural Information Processing Systems* 22.
- Gretton, A., K. Fukumizu, C. Teo, L. Song, B. Schölkopf, and A. Smola (2007). A kernel statistical test of independence. *Advances in Neural Information Processing Systems* 20.
- Gretton, A. and L. Györfi (2010). Consistent nonparametric tests of independence. *The Journal of Machine Learning Research* 11, 1391–1423.
- Hong, Y. (1996). Testing for independence between two covariance stationary time series. *Biometrika* 83(3), 615–625.
- Hong, Y. (2001). Testing for independence between two stationary time series via the empirical characteristic function. *Annals of Economics and Finance* 2(1), 123–164.
- Horváth, L. and P. Kokoszka (2012). *Inference for Functional Data with Applications*, Volume 200. Springer Science & Business Media.
- Horváth, L. and G. Rice (2015). Testing for independence between functional time series. *Journal of Econometrics* 189(2), 371–382.
- Ibragimov, I. A. (1962). Some limit theorems for stationary processes. *Theory of Probability & Its Applications* 7(4), 349–382.
- Inoue, A. (2001). Testing for distributional change in time series. *Econometric theory* 17(1), 156–187.
- Jiang, F., H. Gao, and X. Shao (2024). Testing serial independence of object-valued time series. *Biometrika* 111(3), 925–944.
- Jiang, F., C. Zhu, and X. Shao (2024). Two-sample and change-point inference for non-euclidean valued time series. *Electronic Journal of Statistics* 18(1), 848–894.
- Kellner, J. and A. Celisse (2019). A one-sample test for normality with kernel methods. *Bernoulli* 25(3), 1816–1837.
- Kiefer, N. M., T. J. Vogelsang, and H. Bunzel (2000). Simple robust testing of regression hypotheses. *Econometrica* 68(3), 695–714.
- Kim, I. and A. Ramdas (2024). Dimension-agnostic inference using cross u-statistics. *Bernoulli* 30(1), 683–711.
- Kitamura, Y. (1997). Empirical likelihood methods with weakly dependent processes. *The Annals of Statistics* 25(5), 2084 – 2102.
- Kunsch, H. R. (1989). The Jackknife and the Bootstrap for General Stationary Observations. *The Annals of Statistics* 17(3), 1217 – 1241.
- Lahiri, S. N. (2003). *Resampling Methods for Dependent Data*. Springer Series in Statistics. New York: Springer.
- Liu, R. Y., K. Singh, et al. (1992, April 16). Moving blocks jackknife and bootstrap capture weak dependence. *Exploring the limits of bootstrap* 225, 248.
- Lobato, I. N. (2001). Testing that a dependent process is uncorrelated. *Journal of the American Statistical Association* 96(455), 1066–1076.
- Meyn, S. P. and R. L. Tweedie (2012). *Markov chains and stochastic stability*. Springer Science & Business Media.
- Mokkadem, A. (1988). Mixing properties of arma processes. *Stochastic processes and their applications* 29(2), 309–315.

- Politis, D. N. and J. P. Romano (1994). Large sample confidence regions based on subsamples under minimal assumptions. *The Annals of Statistics*, 2031–2050.
- Rice, G. and H. L. Shang (2017). A plug-in bandwidth selection procedure for long-run covariance estimation with stationary functional time series. *Journal of Time Series Analysis* 38(4), 591–609.
- Sejdinovic, D., B. Sriperumbudur, A. Gretton, and K. Fukumizu (2013). Equivalence of distance-based and rkhs-based statistics in hypothesis testing. *The Annals of Statistics*, 2263–2291.
- Shao, X. (2009). A generalized portmanteau test for independence between two stationary time series. *Econometric Theory* 25(1), 195–210.
- Shao, X. (2010). A self-normalized approach to confidence interval construction in time series. *Journal of the Royal Statistical Society Series B: Statistical Methodology* 72(3), 343–366.
- Shao, X. (2015). Self-normalization for time series: a review of recent developments. *Journal of the American Statistical Association* 110(512), 1797–1817.
- Shao, X. and D. N. Politis (2013). Fixed b subsampling and the block bootstrap: improved confidence sets based on p-value calibration. *Journal of the Royal Statistical Society Series B: Statistical Methodology* 75(1), 161–184.
- Shao, X. and X. Zhang (2010). Testing for change points in time series. *Journal of the American Statistical Association* 105(491), 1228–1240.
- Sharipov, O., J. Tewes, and M. Wendler (2016). Sequential block bootstrap in a hilbert space with application to change point analysis. *Canadian Journal of Statistics* 44(3), 300–322.
- Shumway, R. H. and D. S. Stoffer (2006). *Time series analysis and its applications: with R examples*. Springer.
- Sriperumbudur, B. K., A. Gretton, K. Fukumizu, G. Lanckriet, and B. Schölkopf (2008). Injective hilbert space embeddings of probability measures. In *21st annual conference on learning theory (COLT 2008)*, pp. 111–122. Omnipress.
- Sriperumbudur, B. K., A. Gretton, K. Fukumizu, B. Schölkopf, and G. R. Lanckriet (2010). Hilbert space embeddings and metrics on probability measures. *The Journal of Machine Learning Research* 11, 1517–1561.
- van der Vaart, A. W. (2000). *Asymptotic statistics*, Volume 3. Cambridge university press.
- Wang, G., W. K. Li, and K. Zhu (2021). New hsc-based tests for independence between two stationary multivariate time series. *Statistica Sinica* 31(1), 269–300.
- Wang, R. and X. Shao (2020). Hypothesis testing for high-dimensional time series via self-normalization. *The Annals of Statistics* 48(5), 2728 – 2758.
- Wang, R., C. Zhu, S. Volgushev, and X. Shao (2022). Inference for change points in high-dimensional data via selfnormalization. *The Annals of Statistics* 50(2), 781–806.
- Wegner, L. and M. Wendler (2024). Robust change-point detection for functional time series based on u-statistics and dependent wild bootstrap. *Statistical Papers*, 1–44.
- Wooldridge, J. M. and H. White (1988). Some invariance principles and central limit theorems for dependent heterogeneous processes. *Econometric theory* 4(2), 210–230.
- Wynne, G. and A. B. Duncan (2022). A kernel two-sample test for functional data. *Journal of Machine Learning Research* 23(73), 1–51.
- Zhang, Q., L. Xue, and B. Li (2024). Dimension reduction for fréchet regression. *Journal of the American Statistical Association* 119(548), 2733–2747.
- Zhang, X., X. Shao, K. Hayhoe, and D. Wuebbles (2011). Testing the structural stability of temporally dependent functional observations and application to climate projections. *Electronic Journal of Statistics* 5, 1765–1796.
- Zhang, X., L. Song, A. Gretton, and A. Smola (2008). Kernel measures of independence for non-iid data. *Advances in Neural Information Processing Systems* 21.

- Zhang, Y. and X. Shao (2024). Another look at bandwidth-free inference: a sample splitting approach. *Journal of the Royal Statistical Society Series B: Statistical Methodology* 86(1), 246–272.
- Zhang, Y. and X. Shao (2025). Hypothesis testing for a functional parameter via self-normalization. *Journal of the American Statistical Association* 0(ja), 1–24.
- Zhou, Z. (2012). Measuring nonlinear dependence in time-series, a distance correlation approach. *Journal of Time Series Analysis* 33(3), 438–457.

Appendix A: Gaussian Random Element and Brownian Motion in Hilbert Space

Definition A.1. Let H be a separable Hilbert space equipped with inner product $\langle \cdot, \cdot \rangle_H$. An H -valued random element N is said to be Gaussian if for all $h \in H \setminus \{0\}$, $\langle N, h \rangle_H$ has a normal distribution in \mathbb{R} . The distribution of N is uniquely determined by its mean and covariance operator.

Let us represent the space of all H -valued continuous and cadlag functions on $[0, 1]$ by $C_H[0, 1]$ and $D_H[0, 1]$, respectively. For $C_H[0, 1]$, we use the \mathcal{L}_∞ metric. For $D_H[0, 1]$, we use the Skorokhod metric on $D_H[0, 1]$ defined in [Sharipov et al. \(2016\)](#) (also see [Billingsley \(2013\)](#), Chapter 12), i.e.,

$$\rho(f, g) = \inf_{\lambda \in \Lambda} \left\{ \sup_{t \in [0, 1]} \|f(t) - g \circ \lambda(t)\|_H + \|id - \lambda\|_\infty \right\}, \quad f, g \in D_H[0, 1],$$

where Λ is the class of strictly increasing, continuous mappings of $[0, 1]$ onto itself, $\|\cdot\|_H$ is the Hilbert space norm, and $\|\cdot\|_\infty$ is the supremum norm. Moreover $id : [0, 1] \rightarrow [0, 1]$ is the identity function and \circ denotes the composition of functions. Note that the Skorokhod metric is dominated by the \mathcal{L}_∞ metric (by taking $\lambda = id$).

Definition A.2. A random element W of $D_H[0, 1]$ is called Brownian motion in H if

- (i) $W(0) = 0$ almost surely;
- (ii) $W \in C_H[0, 1]$ almost surely, where $C_H[0, 1]$ is the set of all continuous functions from $[0, 1]$ to H ;
- (iii) the increments on disjoint intervals are independent;
- (iv) for all $0 \leq t < t + s \leq 1$ the increment $W(t + s) - W(t)$ is Gaussian with mean zero and covariance operator sS , where $S : H \rightarrow H$ does not depend on s or t .

Note that the distribution of a Brownian motion W is uniquely determined by the covariance operator S of $W(1)$.

Appendix B: Basics of HSIC

Definition B.1. Let H_1, H_2 be two separable Hilbert spaces. The tensor product of two elements f and g from Hilbert spaces H_1 and H_2 , respectively, is a linear map $f \otimes g : H_2 \mapsto H_1$, defined as

$$(f \otimes g)h = f\langle g, h \rangle, \quad \forall h \in H_2.$$

The tensor product Hilbert space associated with H_1 and H_2 is the space

$$H_1 \otimes H_2 = \{f \otimes g \mid f \in H_1, g \in H_2\},$$

equipped with the inner product

$$\langle f_1 \otimes g_1, f_2 \otimes g_2 \rangle_{H_1 \otimes H_2} = \langle f_1, f_2 \rangle_{H_1} \times \langle g_1, g_2 \rangle_{H_2}.$$

The norm associated with the inner product $\langle \cdot, \cdot \rangle_{H_1 \otimes H_2}$ is known as the Hilbert Schmidt norm and we denote it by $\|\cdot\|_{HS}$.

Remark 12. Note that if H_1 and H_2 are separable, then $H_1 \otimes H_2$ is also separable.

Definition B.2. Let \mathcal{X}, \mathcal{Y} be two separable metric spaces, (X, Y) be two jointly distributed random elements such that $X \in \mathcal{X}$ and $Y \in \mathcal{Y}$. Given two positive-definite and symmetric kernels K and L on \mathcal{X} and \mathcal{Y} , respectively, the associated cross-covariance operator C_{XY} is defined as the Hilbert-space mean of the random operator $(K(X, \cdot) - \mu_X) \otimes (L(Y, \cdot) - \mu_Y)$, where $\mu_X := \mathbb{E}_X K(X, \cdot)$ and $\mu_Y := \mathbb{E}_Y L(Y, \cdot)$. This is equivalent to

$$C_{XY} = \mathbb{E}_{XY} [(K(X, \cdot) - \mu_X) \otimes (L(Y, \cdot) - \mu_Y)],$$

where the above expectation is taken on the tensor product Hilbert space $\mathcal{H}(K) \otimes \mathcal{H}(L)$.

The following result tells us that under some mild conditions, a necessary and sufficient condition for the independence of X and Y is that the cross-covariance operator C_{XY} is the $\mathbf{0}$ element of the tensor product Hilbert space, see [Sejdinovic et al. \(2013\)](#).

Lemma B.3. *If $\mathbb{E}K(X, X)$, $\mathbb{E}L(Y, Y)$ are finite and both the kernels K and L are characteristic, then $X \perp\!\!\!\perp Y$ if and only if $C_{XY} = \mathbf{0} \in \mathcal{H}(K) \otimes \mathcal{H}(L)$.*

Motivated by the above characterization, the squared Hilbert Schmidt norm of the cross-covariance operator has been used as a measure of dependence between X and Y (see [Gretton et al. \(2005\)](#) for more details). This is precisely the HSIC between X and Y .

Definition B.4. The Hilbert-Schmidt Independence Criterion (HSIC) between X and Y is defined as $HSIC(X, Y) := \|C_{XY}\|_{HS}^2$.

Appendix C: Functional Central Limit Theorem in Hilbert Space

In this section, we state the details of Theorem 4.6. in [Chen and White \(1998\)](#), which proves a functional central limit theorem (FCLT) in a separable Hilbert space. This result is the foundation of Proposition 1-3 in our paper. To this end, let H be a separable Hilbert space equipped with inner product $\langle \cdot, \cdot \rangle_H$. Let $\{W_{n,i}; n \geq 1; i = \dots, -1, 0, 1, \dots\}$ be a triangular array of H -valued random elements on a common probability space $(\Omega, \mathcal{F}, \mathbb{P})$. Moreover, let $\{V_{n,i}; n \geq 1; i = \dots, -1, 0, 1, \dots\}$ be another triangular array of random elements on $(\Omega, \mathcal{F}, \mathbb{P})$ taking values in a Banach space B . Let us define the following partial sum process in $D_H[0, 1]$:

$$M_n(t) := \sum_{i=1}^{\lfloor nt \rfloor} W_{n,i}, \quad t \in [0, 1].$$

Moreover, let us define the following process in $C_H[0, 1]$:

$$M_n^*(t) = M_n(t) + (nt - \lfloor nt \rfloor)W_{n, \lfloor nt \rfloor + 1}, \quad t \in [0, 1].$$

We now revisit the concepts of mixingales and near epoch dependence, which will be necessary to study the FCLT of the process M_n^* .

Definition C.1 (Mixingale). Let $\{\mathcal{F}^{n,i} : i = \dots, -1, 0, 1, \dots; n \geq 1\}$ be an array of sub σ -fields of \mathcal{F} non-decreasing in i for each n , defined by

$$\mathcal{F}^{n,i} := \sigma\{\dots, V_{n,i-1}, V_{n,i}\}.$$

Then $\{W_{n,i}, \mathcal{F}^{n,i}\}$ is called an $\mathcal{L}_p(\mathbb{H})$ mixingale array if there exist finite nonnegative constants $\{c_{n,i} : i \geq 1; n \geq 1\}$ and $\{\psi_m; m \geq 0\}$ with $\psi_m \rightarrow 0$ as $m \rightarrow \infty$ such that for all $i, n \geq 1, m \geq 0$:

$$\begin{aligned} \|\mathbb{E}(W_{n,i} \mid \mathcal{F}^{n,i-m})\|_p &\leq \psi_m c_{n,i}; \\ \|W_{n,i} - \mathbb{E}(W_{n,i} \mid \mathcal{F}^{n,i+m})\|_p &\leq \psi_{m+1} c_{n,i}. \end{aligned}$$

If in addition, for each $n \geq 1$, $W_{n,i}$ is $\mathcal{F}^{n,i}$ -measurable, then $\{W_{n,i}, \mathcal{F}^{n,i}\}$ is an adapted $\mathcal{L}_p(\mathbb{H})$ -mixingale array, and the second inequality holds automatically.

Definition C.2 ($\mathcal{L}_p(H)$ -Near Epoch Dependence). $\{W_{n,i}; n, i \geq 1\}$ is called an $\mathcal{L}_p(\mathbb{H})$ -array near epoch dependent ($\mathcal{L}_p(\mathbb{H})$ -NED) on $\{V_{n,i}\}$ if $\|W_{n,i}\|_p < \infty$ for all $i, n \geq 1$, and there exist constants $\{d_{n,i} \geq 0 : i \geq 1; n \geq 1\}$ and $\{\mu_m \geq 0 : m \geq 0\}$ with μ_m decreasing to zero as $m \rightarrow \infty$ such that

$$\left\| W_{n,i} - \mathbb{E}[W_{n,i} \mid \mathcal{F}_{n,i-m}^{n,i+m}] \right\|_p \leq \mu_m d_{n,i},$$

where $\mathcal{F}_{n,a}^{n,b} := \sigma\{V_{n,a}, V_{n,a+1}, \dots, V_{n,b}\}$.

Remark 13. It should be noted that when $W_{n,i}$ is $\mathcal{F}^{n,i}$ -measurable, the above inequality holds trivially with $\mu_m = d_{n,i} = 0$.

Definition C.3 (Strong Mixing). The array $\{V_{n,i}\}$ is called a "strong" or " α -mixing" sequence if $\lim_{m \rightarrow \infty} \alpha(m) = 0$, where

$$\alpha(m) := \sup_{n \geq 1} \sup_i \sup \left[|\mathbb{P}(A \cap B) - \mathbb{P}(A)\mathbb{P}(B)| : A \in \mathcal{F}_{n,-\infty}^{n,i}, \mathcal{F}_{n,i+m}^{n,\infty} \right].$$

Now, we state the required FCLT in the following lemma, which is a slight modification of Theorem 4.6. in [Chen and White \(1998\)](#).

Lemma C.4 (Theorem 4.6. of [Chen and White \(1998\)](#)). Let $\{W_{n,i} : i \geq 1; n \geq 1\}$ be a double array of H -valued random elements (r.e.'s) with zero means, $\|W_{n,i}\|_r < \infty$ for some $r \geq 2$. Suppose the following conditions hold for some $\delta > 0$:

- (a) (i) $\{W_{n,i}\}$ is $\mathcal{L}_2(H)$ -NED on $\{V_{n,i}\}$ such that $\mu_m = 0$ for large enough m and $d_{n,i} = 0$ for $i \geq K$ for some fixed K . Moreover, $\{V_{n,i}\}$ is a strong mixing B-r.e. array with mixing coefficients $\alpha(m)$ such that $\alpha(m) = O(m^{-\lambda})$ for some $\lambda > 1 + \frac{2}{\delta} > 0$, for some $\delta > 0$;
- (ii) $\sup_{k,J} \limsup \sum_{n \rightarrow \infty} k^{-1} \sum_{J+1 \leq i \leq J+k} (c_{n,i})^2 < \infty$, where $c_{n,i} \equiv \max(d_{n,i}, \|W_{n,i}\|_r)$ for all n, i ;

(b) when $r = 2$, $\{\|W_{n,i}/c_{n,i}\|^2 : i \geq 1; n \geq 1\}$ is uniformly integrable for each $0 \neq h \in \mathbb{H}$.

(c) for all $t \in [0, 1]$, each $0 \neq h \in \mathbb{H}$, $\lim_{n \rightarrow \infty} E [\Sigma_{1 \leq i \leq \lfloor nt \rfloor} \langle W_{n,i}, h \rangle]^2 = t\sigma^2(h)$.

(d) $\limsup_{n \rightarrow \infty} E [\|\Sigma_{1 \leq i \leq n} W_{n,i}\|^2] = C < \infty$.

(e) There exists a complete orthonormal basis $\{e_l\}$ such that

$$\limsup_{n \rightarrow \infty} \Sigma_{l > k} \Sigma_{1 \leq i \leq n} (c_{n,i,e_l})^2 \rightarrow 0, \quad \text{as } k \rightarrow \infty,$$

where for any $h \in H$, $\{\langle W_{n,i}, h \rangle\}$ is a $\mathcal{L}_2(\mathbb{R})$ -mixingale with $\{\psi_m\}$ and $\{c_{n,i,h}\}$.

Then, (i) there exists nonsingular covariance operator S such that $(Sh, h) = \sigma^2(h)$ for each $h \in H, h \neq 0$; and (ii) $M_n^* \rightsquigarrow W$ in $C_H[0, 1]$ (as $n \rightarrow \infty$), where W is a Brownian motion in H with $W(0) = 0, \mathbb{E}W(1) = 0$, and $\text{Cov } W(1) = S$.

Remark 14. Note that the above result provides FCLT for M_n^* in $C_H[0, 1]$ with respect to the \mathcal{L}_∞ metric. However, in our proof of Proposition 1, we show that using Lemma E.6, this indeed implies that weak convergence of the partial sum process M_n (elements in $D_H[0, 1]$) also holds in $D_H[0, 1]$ with respect to the Skorokhod metric.

Appendix D: Proofs of Main Results

D.1 Proof of Theorem 3.2.

We define the following process in $[\eta, 1]$:

$$\begin{aligned} S_n(r) &:= \frac{1}{n} \sum_{j=m_1+1}^{\lfloor nr \rfloor} \sum_{i=1}^{m_1} \langle K(Y_i, \cdot) - \mu_{P_0}, K(Y_j, \cdot) - \mu_{P_0} \rangle \\ &= \left\langle \frac{1}{\sqrt{n}} \sum_{i=1}^{m_1} (K(Y_i, \cdot) - \mu_{P_0}), \frac{1}{\sqrt{n}} \sum_{j=m_1+1}^{\lfloor nr \rfloor} (K(Y_j, \cdot) - \mu_{P_0}) \right\rangle, \quad r \in [\eta, 1]. \end{aligned}$$

An application of continuous mapping theorem on Assumption 1. gives us that as $n \rightarrow \infty$,

$$\{S_n(r)\}_{r \in [\eta, 1]} \rightsquigarrow \{\langle W(\eta), W(r) - W(\eta) \rangle\}_{r \in [\eta, 1]} \text{ in } D[\eta, 1].$$

Now,

$$\begin{aligned} &\sqrt{m_2} \cdot U_n \\ &= \frac{S_n(1)}{\sqrt{\frac{1}{m_2} \sum_{t=m_1+1}^n \left(S_n\left(\frac{t}{n}\right) - \frac{t-m_1}{m_2} S_n(1) \right)^2}} \\ &= \frac{S_n(1)}{\sqrt{\frac{1}{1-\eta} \int_{\eta}^1 \left(S_n(r') - \frac{r'-\eta}{1-\eta} S_n(1) \right)^2 dr' + o_P(1)}} \\ &\stackrel{r=r'-\eta}{=} \frac{S_n(1)}{\sqrt{\frac{1}{1-\eta} \int_0^{1-\eta} \left(S_n(r+\eta) - \frac{r}{1-\eta} S_n(1) \right)^2 dr + o_P(1)}} \end{aligned}$$

$$\begin{aligned}
& \xrightarrow{D} \frac{\langle W(\eta), W(1) - W(\eta) \rangle}{\sqrt{\frac{1}{1-\eta} \int_0^{1-\eta} \left(\langle W(\eta), W(r+\eta) - W(\eta) \rangle - \frac{r}{1-\eta} \langle W(\eta), W(1) - W(\eta) \rangle \right)^2 dr}} \\
& \equiv g(\{W(r)\}_{r \in [0,1]}),
\end{aligned}$$

where the convergence in distribution in the penultimate line holds due to another application of the Continuous Mapping theorem. By the independent increment property of W , $\{W(t)\}_{t \in [0, \eta]}$ is independent of $\{W(r+\eta) - W(\eta)\}_{r \in [0, 1-\eta]}$. Therefore, conditioning on $W(\eta) = u$, we have

$$\begin{aligned}
& g(\{W(r)\}_{r \in [0,1]} \mid \{W(\eta) = u\}) \\
& \stackrel{D}{=} \frac{\langle u, W(1) - W(\eta) \rangle}{\sqrt{\frac{1}{1-\eta} \int_0^{1-\eta} \left(\langle u, W(r+\eta) - W(\eta) \rangle - \frac{r}{1-\eta} \langle u, W(1) - W(\eta) \rangle \right)^2 dr}} \\
& = \frac{\langle Su, u \rangle^{-1/2} \langle u, W(1) - W(\eta) \rangle}{\frac{\langle Su, u \rangle^{-1/2}}{\sqrt{1-\eta}} \sqrt{\int_0^{1-\eta} \left(\langle u, W(r+\eta) - W(\eta) \rangle - \frac{r}{1-\eta} \langle u, W(1) - W(\eta) \rangle \right)^2 dr}} \\
& \stackrel{D}{=} \frac{b(1)}{\sqrt{\int_0^1 (b(s(1-\eta) + \eta) - sb(1))^2 ds}},
\end{aligned}$$

where $b(t) = B(t) - B(\eta)$, $t \in [\eta, 1]$ and the final equality follows from Lemma E.1 and Continuous Mapping theorem. Note that the conditional distribution doesn't depend on u and hence, we conclude that it will also be the unconditional distribution. Now, if we let $h(B(r)) = \frac{1}{\sqrt{1-\eta}} b(r(1-\eta) + \eta, 1)$; $r \in [0, 1]$, then $(\{h(B(r))\}_{r \in [0,1]}) \stackrel{D}{=} \{B(r)\}_{r \in [0,1]}$. Therefore,

$$\begin{aligned}
g(\{B(r)\}_{r \in [0,1]}) & \stackrel{D}{=} \frac{h(B(1))}{\sqrt{\int_0^1 (h(B(s)) - sh(B(1)))^2 ds}} \\
& \stackrel{D}{=} \frac{B(1)}{\sqrt{\int_0^1 (B(s) - sB(1))^2 ds}} = U.
\end{aligned}$$

D.2 Proof of Theorem 3.2.

Let us define $\tilde{Z}_i = K(Y_i, \cdot) - \mu_{P_n}$. From the definition of $\{S_n(r)\}_{r \in [\eta, 1]}$, it follows that:

$$\begin{aligned}
S_n(r) &= \left\langle \frac{1}{\sqrt{n}} \sum_{i=1}^{m_1} (Z_i - \mu_{P_0}), \frac{1}{\sqrt{n}} \sum_{j=m_1+1}^{\lfloor nr \rfloor} (Z_j - \mu_{P_0}) \right\rangle \\
&= \left\langle \frac{1}{\sqrt{n}} \sum_{i=1}^{m_1} (Z_i - \mu_{P_n} + \mu_{P_n} - \mu_{P_0}), \frac{1}{\sqrt{n}} \sum_{j=m_1+1}^{\lfloor nr \rfloor} (Z_j - \mu_{P_n} + \mu_{P_n} - \mu_{P_0}) \right\rangle \\
&= \frac{1}{n} \sum_{j=m_1+1}^{\lfloor nr \rfloor} \sum_{i=1}^{m_1} \langle \tilde{Z}_i, \tilde{Z}_j \rangle - \frac{1}{n} \sum_{j=m_1+1}^{\lfloor nr \rfloor} \sum_{i=1}^{m_1} \langle \tilde{Z}_i, \mu_{P_n} - \mu_{P_0} \rangle \\
&\quad - \frac{1}{n} \sum_{j=m_1+1}^{\lfloor nr \rfloor} \sum_{i=1}^{m_1} \langle \tilde{Z}_j, \mu_{P_n} - \mu_{P_0} \rangle + \frac{(\lfloor nr \rfloor - m_1)m_1}{n} \|\mu_{P_n} - \mu_{P_0}\|^2
\end{aligned}$$

$$\begin{aligned}
&= \frac{1}{n} \sum_{j=m_1+1}^{\lfloor nr \rfloor} \sum_{i=1}^{m_1} \langle \tilde{Z}_i, \tilde{Z}_j \rangle - \frac{1}{n} \sum_{j=m_1+1}^{\lfloor nr \rfloor} \sum_{i=1}^{m_1} \langle \tilde{Z}_i, \delta_n \rangle - \frac{1}{n} \sum_{j=m_1+1}^{\lfloor nr \rfloor} \sum_{i=1}^{m_1} \langle \tilde{Z}_j, \delta_n \rangle \\
&\quad + \frac{(\lfloor nr \rfloor - m_1)m_1}{n} \|\delta_n\|^2.
\end{aligned}$$

1. $\Delta_n^2 \rightarrow 0$: This means $\sqrt{n}\delta_n \rightarrow \mathbf{0}$, where $\mathbf{0}$ represents the zero element of $\mathcal{H}(K)$. Since $(\tilde{Z}_t)_{t=1}^n$ satisfy Assumption 2, therefore as $n \rightarrow \infty$,

$$\begin{aligned}
\sup_{r \in [\eta, 1]} \frac{1}{n} \sum_{j=m_1+1}^{\lfloor nr \rfloor} \sum_{i=1}^{m_1} \langle \tilde{Z}_i, \delta_n \rangle &= \sup_{r \in [\eta, 1]} \left\langle \frac{1}{\sqrt{n}} \sum_{i=1}^{m_1} Z_i, \frac{1}{\sqrt{n}} \sum_{j=m_1+1}^{\lfloor nr \rfloor} \delta_n \right\rangle \\
&\leq \left\| \frac{1}{\sqrt{n}} \sum_{i=1}^{m_1} Z_i \right\| \cdot \sup_{r \in [\eta, 1]} \frac{\lfloor nr \rfloor - m_1}{\sqrt{n}} \|\delta_n\| \xrightarrow{\mathbb{P}} 0.
\end{aligned}$$

Similarly,

$$\sup_{r \in [\eta, 1]} \frac{1}{n} \sum_{j=m_1+1}^{\lfloor nr \rfloor} \sum_{i=1}^{m_1} \langle \tilde{Z}_j, \delta_n \rangle \xrightarrow{\mathbb{P}} 0.$$

Finally, as a consequence of Assumption 2 and continuous mapping theorem, we have

$$\frac{1}{n} \sum_{j=m_1+1}^{\lfloor nr \rfloor} \sum_{i=1}^{m_1} \langle \tilde{Z}_i, \tilde{Z}_j \rangle \rightsquigarrow \left\{ \langle \tilde{W}(\eta), \tilde{W}(r) - \tilde{W}(\eta) \rangle \right\}_{r \in [\eta, 1]} \text{ in } D[\eta, 1].$$

Therefore,

$$S_n(r) \rightsquigarrow \left\{ \langle \tilde{W}(\eta), \tilde{W}(r) - \tilde{W}(\eta) \rangle \right\}_{r \in [\eta, 1]} \text{ in } D[\eta, 1].$$

Observe that this limiting process is same as the limiting process of $S_n(r)$ under H_0 . Therefore, using the same conditioning technique that we used under the null, we conclude that under the alternative, $\sqrt{m_2} \cdot U_n \xrightarrow{D} U$, as $n \rightarrow \infty$. Therefore, $\mathbb{P}(\sqrt{m_2} \cdot U_n > U_{1-\alpha}) \rightarrow \alpha$.

2. $\Delta_n^2 \rightarrow \infty$: Observe that in this case,

$$\frac{1}{\Delta_n^2} S_n(1) \xrightarrow{D} \eta(1 - \eta),$$

and hence,

$$S_n(1) = O_{\mathbb{P}}(\Delta_n^2).$$

Also,

$$\begin{aligned}
& \frac{1}{m_2} \sum_{t=m_1+1}^n \left(S_n\left(\frac{t}{n}\right) - \frac{t-m_1}{m_2} S_n(1) \right)^2 \\
&= \frac{1}{n^2 m_2} \sum_{t=m_1+1}^n \left(\sum_{j=m_1+1}^t \sum_{i=1}^{m_1} \langle \tilde{Z}_i, \tilde{Z}_j \rangle - \sum_{j=m_1+1}^t \sum_{i=1}^{m_1} \langle \tilde{Z}_i, \delta_n \rangle - \sum_{j=m_1+1}^t \sum_{i=1}^{m_1} \langle \tilde{Z}_j, \delta_n \rangle \right. \\
&\quad + (t-m_1)m_1 \|\delta_n\|^2 \\
&\quad - \frac{t-m_1}{m_2} \left(\sum_{j=m_1+1}^n \sum_{i=1}^{m_1} \langle \tilde{Z}_i, \tilde{Z}_j \rangle - \sum_{j=m_1+1}^n \sum_{i=1}^{m_1} \langle \tilde{Z}_i, \delta_n \rangle \right. \\
&\quad \left. \left. - \sum_{j=m_1+1}^n \sum_{i=1}^{m_1} \langle \tilde{Z}_j, \delta_n \rangle + m_2 m_1 \|\delta_n\|^2 \right) \right)^2 \\
&= \frac{1}{n^2 m_2} \sum_{t=m_1+1}^n \left(\underbrace{\left(\sum_{j=m_1+1}^n \sum_{i=1}^{m_1} \langle \tilde{Z}_i, \tilde{Z}_j \rangle - \frac{t-m_1}{m_2} \sum_{j=m_1+1}^n \sum_{i=1}^{m_1} \langle \tilde{Z}_i, \tilde{Z}_j \rangle \right)}_{=A_n(t/n)} \right. \\
&\quad \left. + m_1 \underbrace{\left\langle \delta_n, \left(\sum_{j=m_1+1}^t \tilde{Z}_j - \frac{t-m_1}{m_2} \sum_{j=m_1+1}^n \tilde{Z}_j \right) \right\rangle}_{=B_n(t/n)} \right)^2 \leq \frac{2}{n^2 m_2} \sum_{t=m_1+1}^n (A_n^2(t/n) + B_n^2(t/n)).
\end{aligned}$$

It's not difficult to see that under Assumption 2, a direct application of continuous mapping theorem gives us

$$\frac{1}{n^3 m_2 \|\delta_n\|^2} \sum_{t=m_1+1}^n A_n^2(t/n) = O_{\mathbb{P}}(1),$$

and

$$\frac{1}{n^3 m_2 \|\delta_n\|^2} \sum_{t=m_1+1}^n B_n^2(t/n) = O_{\mathbb{P}}(1).$$

Therefore,

$$\frac{1}{m_2} \sum_{t=m_1+1}^n \left(S_n\left(\frac{t}{n}\right) - \frac{t-m_1}{m_2} S_n(1) \right)^2 = O_P(\Delta_n^2).$$

Hence,

$$\sqrt{m_2} \cdot U_n = \frac{S_n(1)}{\sqrt{\frac{1}{m_2} \sum_{t=m_1+1}^n \left(S_n\left(\frac{t}{n}\right) - \frac{t-m_1}{m_2} S_n(1) \right)^2}} \xrightarrow{\mathbb{P}} \infty,$$

which implies that $\mathbb{P}(\sqrt{m_2} \cdot U_n > U_{1-\alpha}) \rightarrow 1$.

3. $\Delta_n^2 \rightarrow c^2$, where $c \in (0, \infty)$ and, $\frac{\delta_n}{\|\delta_n\|} \rightarrow \delta_0 \in \mathcal{H}(K)$: In this case $\sqrt{n}\delta_n \rightarrow c\delta_0$. By continuous mapping theorem,

$$\begin{aligned}
& S_n(r) \\
&= \frac{1}{n} \sum_{j=m_1+1}^{\lfloor nr \rfloor} \sum_{i=1}^{m_1} \langle \tilde{Z}_i, \tilde{Z}_j \rangle - \frac{1}{n} \sum_{j=m_1+1}^{\lfloor nr \rfloor} \sum_{i=1}^{m_1} \langle \tilde{Z}_i, \delta_n \rangle - \frac{1}{n} \sum_{j=m_1+1}^{\lfloor nr \rfloor} \sum_{i=1}^{m_1} \langle \tilde{Z}_j, \delta_n \rangle \\
&+ \frac{(\lfloor nr \rfloor - m_1)m_1}{n} \|\delta_n\|^2 \\
&\rightsquigarrow \langle \tilde{W}(\eta), \tilde{W}(r) - \tilde{W}(\eta) \rangle + c(r - \eta) \langle \delta_0, \tilde{W}(\eta) \rangle + c\eta \langle \delta_0, \tilde{W}(r) - \tilde{W}(\eta) \rangle + c^2\eta(r - \eta) \\
&=: C(r),
\end{aligned}$$

in $D[\eta, 1]$. Therefore, similar to the calculations in the proof of Theorem 3.1., by another application of continuous mapping theorem, we obtain that as $n \rightarrow \infty$,

$$\sqrt{m_2} \cdot U_n \xrightarrow{D} U^* := \frac{C(1)}{\sqrt{\int_0^1 (C(s(1 - \eta) + \eta) - sC(1))^2 ds}}.$$

Since $\{\tilde{W}(s)\}_{s \in [0, \eta]}$ is independent of $\{\tilde{W}(r) - \tilde{W}(\eta)\}_{r \in [\eta, 1]}$, conditioning on $\{\tilde{W}(\eta) = u\}$, we obtain that

$$\begin{aligned}
& \{C(r)\}_{r \in [\eta, 1]} \mid \{\tilde{W}(\eta) = u\} \\
&\stackrel{D}{=} \left\{ \langle u + c\eta\delta_0, \tilde{W}(r) - \tilde{W}(\eta) \rangle + c(r - \eta) \langle \delta_0, u \rangle + c^2\eta(r - \eta) \right\}_{r \in [\eta, 1]} \\
&\stackrel{D}{=} \left\{ \underbrace{\sqrt{\langle \tilde{S}(u + c\eta\delta_0), u + c\eta\delta_0 \rangle}}_{=: \Theta(u)} (B(r) - B(\eta)) + c(r - \eta) \langle \delta_0, u \rangle + c^2\eta(r - \eta) \right\}_{r \in [\eta, 1]}.
\end{aligned}$$

Note that

$$\begin{aligned}
& \{C(s(1 - \eta) + \eta) - sC(1)\}_{s \in [0, 1]} \\
&\stackrel{D}{=} \Theta(u) \{(B(s(1 - \eta) + \eta) - B(\eta) - s(B(1) - B(\eta)))\}_{s \in [0, 1]}.
\end{aligned}$$

Therefore, conditioned on $\{\tilde{W}(\eta) = u\}$, we have

$$\begin{aligned}
U^* \mid \{W(\eta) = u\} &\stackrel{D}{=} \frac{(B(1) - B(\eta)) + \frac{c(1-\eta)\langle \delta_0, u \rangle}{\Theta(u)} + \frac{c^2\eta(1-\eta)}{\Theta(u)}}{\sqrt{\int_0^1 (B(s(1 - \eta) + \eta) - B(\eta) - s(B(1) - B(\eta)))^2 ds}} \\
&\stackrel{D}{=} \frac{B(1) + \frac{c(1-\eta)\langle \delta_0, u \rangle}{\Theta(u)} + \frac{c^2\eta(1-\eta)}{\Theta(u)}}{\sqrt{\int_0^1 (B(s) - sB(1))^2 ds}},
\end{aligned}$$

where in the last line we have used the fact that

$\frac{1}{\sqrt{1-\eta}} \{B(s(1 - \eta) + \eta) - B(\eta)\}_{s \in [0, 1]} \stackrel{D}{=} \{B(s)\}_{s \in [0, 1]}$. This completes the proof.

D.3 Proof of Theorem 3.3.

Let us define $Z'_i = K(Y_i, \cdot) - \mu_P$, where $i = 1, 2, \dots, n$. Now, note that

$$\begin{aligned}
& N^{1/2}T_n(k) \\
&= \sum_{t=1}^k (Z_t - \bar{Z}_{1:N}) \\
&= \frac{1}{m_1} \sum_{t=1}^k \sum_{i=1}^{m_1} K(Y_i, Y_{m_1+t}) - \frac{1}{m_1} \sum_{t=1}^k \sum_{j=n-m_1+1}^n K(Y_j, Y_{m_1+t}) - \frac{k}{Nm_1} \sum_{t=1}^N \sum_{i=1}^{m_1} K(Y_i, Y_{m_1+t}) \\
&+ \frac{k}{Nm_1} \sum_{t=1}^N \sum_{j=n-m_1+1}^n K(Y_j, Y_{m_1+t}) \\
&= \frac{1}{m_1} \sum_{t=1}^k \sum_{i=1}^{m_1} (K(Y_i, Y_{m_1+t}) - \mu_P(Y_i) - \mu_P(Y_{m_1+t}) + \|\mu_P\|^2) \\
&- \frac{1}{m_1} \sum_{t=1}^k \sum_{j=n-m_1+1}^n (K(Y_j, Y_{m_1+t}) - \mu_P(Y_j) - \mu_P(Y_{m_1+t}) + \|\mu_P\|^2) \\
&- \frac{k}{Nm_1} \sum_{t=1}^N \sum_{i=1}^{m_1} (K(Y_i, Y_{m_1+t}) - \mu_P(Y_i) - \mu_P(Y_{m_1+t}) + \|\mu_P\|^2) \\
&+ \frac{k}{Nm_1} \sum_{t=1}^N \sum_{j=n-m_1+1}^n (K(Y_j, Y_{m_1+t}) - \mu_P(Y_j) - \mu_P(Y_{m_1+t}) + \|\mu_P\|^2) \\
&= \frac{1}{m_1} \sum_{t=1}^k \sum_{i=1}^{m_1} \langle Z'_i, Z'_{m_1+t} \rangle - \frac{1}{m_1} \sum_{t=1}^k \sum_{j=n-m_1+1}^n \langle Z'_j, Z'_{m_1+t} \rangle - \frac{k}{Nm_1} \sum_{t=1}^N \sum_{i=1}^{m_1} \langle Z'_i, Z'_{m_1+t} \rangle \\
&+ \frac{k}{Nm_1} \sum_{t=1}^N \sum_{j=n-m_1+1}^n \langle Z'_j, Z'_{m_1+t} \rangle.
\end{aligned}$$

With a little abuse of notation, setting $k = \lfloor nr \rfloor$, where $r \in [0, 1 - 2\eta]$, applying Continuous Mapping theorem on Assumption 1., as $n \rightarrow \infty$, we have

$$\begin{aligned}
N^{1/2}T_n(k) &\rightsquigarrow \frac{1}{\eta} \langle W(\eta) - W(1) + W(1 - \eta), W(r + \eta) - W(\eta) \rangle \\
&- \frac{r}{\eta(1 - 2\eta)} \langle W(\eta) - W(1) + W(1 - \eta), W(1 - \eta) - W(\eta) \rangle \\
&= \frac{1}{\eta} \langle W(\eta) - W(1) + W(1 - \eta), W(r + \eta) - W(\eta) - \frac{r}{1 - 2\eta} (W(1 - \eta) - W(\eta)) \rangle.
\end{aligned}$$

Similarly, as $n \rightarrow \infty$, we have

$$\begin{aligned}
& \frac{1}{N} \sum_{t=1}^k (Z_{1:t} - t\bar{Z}_{1:k})^2 \\
& \rightsquigarrow \frac{1}{\eta^2(1-2\eta)} \int_0^r \left(\langle W(\eta) - W(1) + W(1-\eta), W(s+\eta) - W(\eta) \rangle \right. \\
& \quad \left. - \frac{s}{r} \langle W(\eta) - W(1) + W(1-\eta), W(r+\eta) - W(\eta) \rangle \right)^2 ds \\
& = \frac{1}{\eta^2(1-2\eta)} \int_0^r \langle W(\eta) - W(1) + W(1-\eta), W(s+\eta) - W(\eta) - \frac{s}{r}(W(r+\eta) - W(\eta)) \rangle^2 ds.
\end{aligned}$$

$$\begin{aligned}
& \frac{1}{N} \sum_{t=k+1}^N (Z_{t:N} - (N-t+1)\bar{Z}_{k+1:N})^2 \\
& \rightsquigarrow \frac{1}{\eta^2(1-2\eta)} \int_r^{1-2\eta} \langle W(\eta) - W(1) + W(1-\eta), \\
& \quad W(1-\eta) - W(s+\eta) - \frac{1-2\eta-s}{1-2\eta-r}(W(1-\eta) - W(r+\eta)) \rangle^2 ds.
\end{aligned}$$

Therefore, by Continuous Mapping Theorem, as $n \rightarrow \infty$, we have

$$\begin{aligned}
& G_n \\
& \xrightarrow{D} \sup_{r \in [0, 1-2\eta]} \sqrt{1-2\eta} \langle W(\eta) - W(1) + W(1-\eta), W(r+\eta) - W(\eta) - \frac{r}{1-2\eta}(W(1-\eta) \\
& \quad - W(\eta)) \rangle / \left(\int_0^r \langle W(\eta) - W(1) + W(1-\eta), W(s+\eta) - W(\eta) - \frac{s}{r}(W(r+\eta) - W(\eta)) \rangle^2 ds \right. \\
& \quad \left. + \int_r^{1-2\eta} \langle W(\eta) - W(1) + W(1-\eta), W(1-\eta) - W(s+\eta) \right. \\
& \quad \left. - \frac{1-2\eta-s}{1-2\eta-r}(W(1-\eta) - W(r+\eta)) \rangle^2 ds \right)^{1/2} \\
& = h(\{W(t)\}_{t \in [0,1]}).
\end{aligned}$$

Now, due to the independent increment property of W , the process $\{W(r+\eta) - W(\eta)\}_{r \in [0, 1-2\eta]}$ is independent of

$\{W(t)\}_{t \in [0, \eta]} \cup \{W(r+1-\eta) - W(1-\eta)\}_{r \in [0, \eta]}$. Thus, conditioning on $W(\eta) - W(1) + W(1-\eta) = u$ and using Lemma E.1, we have

$$\begin{aligned}
& h(\{W(t)\}_{t \in [0,1]} | \{W(\eta) - W(1) + W(1-\eta) = u\}) \\
& \stackrel{D}{=} \sup_{r \in [0, 1-2\eta]} \sqrt{1-2\eta} \left(B(r+\eta) - B(\eta) - \frac{r}{1-2\eta}(B(1-\eta) - B(\eta)) \right) \\
& \quad / \sqrt{\left(\int_0^r (B(s+\eta) - B(\eta) - \frac{s}{r}(B(r+\eta) - B(\eta)))^2 ds \right.} \\
& \quad \left. + \int_r^{1-2\eta} (B(1-\eta) - B(s+\eta) - \frac{1-2\eta-s}{1-2\eta-r}(B(1-\eta) - B(r+\eta)))^2 ds \right)
\end{aligned}$$

$$\begin{aligned}
& \stackrel{r'=\frac{r}{1-2\eta}}{=} \sup_{r' \in [0,1]} (B(r'(1-2\eta) + \eta) - B(\eta) - r'(B(1-\eta) - B(\eta))) \\
& \left/ \left(\int_0^{(1-2\eta)r'} \frac{1}{1-2\eta} \left(B(s+\eta) - B(\eta) - \frac{s}{(1-2\eta)r'} (B((1-2\eta)r' + \eta) - B(\eta)) \right)^2 ds \right. \right. \\
& + \int_{(1-2\eta)r'}^{1-2\eta} \frac{1}{1-2\eta} \left(B(1-\eta) - B(s+\eta) - \frac{1-2\eta-s}{1-2\eta-(1-2\eta)r'} (B(1-\eta) \right. \\
& \left. \left. - B((1-2\eta)r' + \eta)) \right)^2 ds \right)^{1/2} \\
& \stackrel{t=\frac{s}{1-2\eta}}{=} \sup_{r' \in [0,1]} (B(r'(1-2\eta) + \eta) - B(\eta) - r'(B(1-\eta) - B(\eta))) \\
& \left/ \left(\int_0^{r'} \left(B((1-2\eta)t + \eta) - B(\eta) - \frac{t}{r'} (B((1-2\eta)r' + \eta) - B(\eta)) \right)^2 dt \right. \right. \\
& \left. + \int_{r'}^1 \left(B(1-\eta) - B((1-2\eta)t + \eta) - \frac{1-t}{1-r'} (B(1-\eta) - B((1-2\eta)r' + \eta)) \right)^2 dt \right)^{1/2}.
\end{aligned}$$

Now,

$$\frac{1}{\sqrt{1-2\eta}} \{B((1-2\eta)t + \eta) - B(\eta)\}_{t \in [0,1]} \stackrel{D}{=} \{B(s)\}_{s \in [0,1]}.$$

Therefore,

$$\begin{aligned}
& h(\{W(t)\}_{t \in [0,1]}) \mid \{W(\eta) + W(1) - W(1-\eta) = u\} \\
& \stackrel{D}{=} \sup_{r' \in [0,1]} \frac{B(r') - rB(1)}{\left(\int_0^{r'} (B(s) - \frac{s}{r'} B(r'))^2 ds + \int_{r'}^1 (B(1) - B(s) - \frac{1-s}{1-r'} (B(1) - B(r')))^2 ds \right)^{1/2}}.
\end{aligned}$$

Since the conditional distribution doesn't depend on u , we conclude that it is also the unconditional distribution, which completes the proof.

D.4 Proof of Theorem 3.4.

Let us redefine Z'_i as $Z'_i := K(Y_i, \cdot) - \mu_{P_i}$ and let $\hat{\nu}_1 := \frac{1}{m_1} \sum_{i=1}^{m_1} Z'_i$ and $\hat{\nu}_n := \frac{1}{m_1} \sum_{j=n-m_1+1}^n Z'_j$. Note that

$$\sqrt{n}(\hat{\nu}_1 - \hat{\nu}_n - \delta_n) = \frac{n}{[n\eta]} \frac{1}{\sqrt{n}} \sum_{i=1}^{m_1} (Z'_i - Z'_{n-m_1+i}) - \sqrt{n} \delta_n. \quad (21)$$

Therefore, for any $0 \leq r \leq 1$, it follows that

$$\langle \hat{\nu}_1 - \hat{\nu}_n - \delta_n, \sum_{j=1}^{[Nr]} Z'_{j+m_1} \rangle \quad (22)$$

$$= \frac{n}{[n\eta]} \left\langle \frac{1}{\sqrt{n}} \sum_{i=1}^{m_1} (Z'_i - Z'_{n-m_1+i}), \frac{1}{\sqrt{n}} \sum_{j=1}^{[Nr]} Z'_{j+m_1} \right\rangle - \left\langle \frac{1}{\sqrt{n}} \sum_{j=1}^{[Nr]} Z'_{j+m_1}, \sqrt{n} \delta_n \right\rangle. \quad (23)$$

Now, we divide our analysis into three subcases based on the asymptotic behavior of $\sqrt{n} \|\delta_n\|_{\mathcal{H}(K)}$, defined as Δ_n .

1. $\Delta_n \rightarrow 0$: This is equivalent to $\sqrt{n}\delta_n \rightarrow \mathbf{0} \in \mathcal{H}(K)$. Then,

$$n \langle \hat{\nu}_1 - \hat{\nu}_n - \delta_n, \delta_n \rangle \leq \underbrace{\sqrt{n} \|\hat{\nu}_1 - \hat{\nu}_n - \delta_n\|}_{O_{\mathbb{P}}(1) \text{ because of \textcolor{red}{21}}} \times \underbrace{\Delta_n}_{\rightarrow 0} \xrightarrow{\mathbb{P}} 0.$$

Therefore, letting $k = \lfloor Nr \rfloor$, where $0 \leq r \leq 1$, from Equations (21) and (22) and Lemma E.2, we have

$$\begin{aligned} & N^{1/2} T_n(k) \\ & \rightsquigarrow \frac{1}{\eta} \left\langle \tilde{W}(\eta) - \tilde{W}(1) + \tilde{W}(1 - \eta), \tilde{W}(r(1 - 2\eta) + \eta) - \tilde{W}(\eta) - r(\tilde{W}(1 - \eta) - \tilde{W}(\eta)) \right\rangle. \end{aligned}$$

$$\begin{aligned} & NV_n(k) \\ & \rightsquigarrow \frac{1}{\eta^2(1 - 2\eta)} \left(\int_0^r \left\langle \tilde{W}(\eta) - \tilde{W}(1) + \tilde{W}(1 - \eta), \tilde{W}(s(1 - 2\eta) + \eta) - \tilde{W}(\eta) \right\rangle^2 ds \right. \\ & \quad + \int_r^1 \left\langle \tilde{W}(\eta) - \tilde{W}(1) + \tilde{W}(1 - \eta), \tilde{W}(1 - \eta) - \tilde{W}(s(1 - 2\eta) + \eta) \right. \\ & \quad \left. \left. - \frac{1 - s}{1 - r} (\tilde{W}(1 - \eta) - \tilde{W}(r(1 - 2\eta) + \eta)) \right\rangle^2 ds \right). \end{aligned}$$

Now, observe that the above two limiting processes are same as the ones we derived under the null. Therefore, following the same lines of argument, we can establish that as $n \rightarrow \infty$, $G_n \xrightarrow{D} G$. Therefore, $\mathbb{P}(G_n > G_{1-\alpha}) \rightarrow \alpha$.

2. $\Delta_n \rightarrow \infty$: In this case, as $n \rightarrow \infty$,

$$\frac{1}{\|\Delta_n\|^2} \left\langle \hat{\nu}_1 - \hat{\nu}_n - \delta_n, \sum_{j=1}^{\lfloor Nr \rfloor} Z'_{j+m_1} \right\rangle \rightsquigarrow 0.$$

Also,

$$\frac{n}{\Delta_n^2} \langle \hat{\nu}_1 - \hat{\nu}_n - \delta_n, \delta_n \rangle \xrightarrow{\mathbb{P}} -1.$$

Now, letting $r_0 = \lim_{n \rightarrow \infty} \frac{k_0 - m_1}{N}$, we obtain that as $n \rightarrow \infty$,

$$\frac{N^{1/2} T_n(k)}{\Delta_n^2} \rightsquigarrow (1 - 2\eta)(r_0 \wedge r)((1 - r_0) \wedge (1 - r)).$$

Similarly,

$$\begin{aligned} \frac{N}{\Delta_n^4} V_n(k) &\rightsquigarrow \int_0^r \left((1-2\eta) \frac{[(s \wedge r_0)((r-r_0) \wedge (r-s))] \vee 0}{r} \right)^2 ds \\ &+ \int_r^1 \left((1-2\eta) \frac{[((1-s) \wedge (1-r_0))((r_0-r) \wedge (s-r))] \vee 0}{1-r} \right)^2 ds. \end{aligned}$$

In particular,

$$\frac{N^{1/2} T_n(\lfloor Nr_0 \rfloor)}{\Delta_n^2} \xrightarrow{\mathbb{P}} (1-2\eta)r_0(1-r_0) \text{ and } \frac{N}{\Delta_n^4} V_n(\lfloor Nr_0 \rfloor) \xrightarrow{\mathbb{P}} 0.$$

Therefore,

$$G_n = \sup_{k=1,2,\dots,N-1} T_n(k)/V_n^{1/2}(k) \geq T_n(\lfloor Nr_0 \rfloor)/V_n(\lfloor Nr_0 \rfloor) \xrightarrow{\mathbb{P}} \infty,$$

which implies that $\mathbb{P}(G_n > G_{1-\alpha}) \rightarrow 1$.

3. $\Delta_n \rightarrow c \in (0, \infty)$ and $\frac{\delta_n}{\|\delta_n\|} \rightarrow \delta_0 \in \mathcal{H}(K)$: In this case,

$$\begin{aligned} &\left\langle \hat{\nu}_1 - \hat{\nu}_n - \delta_n, \sum_{j=1}^{\lfloor Nr \rfloor} Z'_{j+m_1} \right\rangle \\ &\rightsquigarrow \left\langle \underbrace{\frac{1}{\eta}(\tilde{W}(\eta) - \tilde{W}(1) + \tilde{W}(1-\eta)) - c\delta_0}_{=b(\eta)}, \tilde{W}(r(1-2\eta) + \eta) - \tilde{W}(\eta) \right\rangle, \end{aligned}$$

and

$$n\langle \hat{\nu}_1 - \hat{\nu}_n - \delta_n, \delta_n \rangle \xrightarrow{D} \langle b(\eta) - c\delta_0, c\Delta_0 \rangle.$$

Therefore, letting $k = \lfloor Nr \rfloor$, we get

$$\begin{aligned} N^{1/2} T_n(k) &\rightsquigarrow \left\langle b(\eta) - c\delta_0, \tilde{W}(r(1-2\eta) + \eta) - \tilde{W}(\eta) - r(\tilde{W}(1-\eta) - \tilde{W}(\eta)) \right\rangle \\ &- (1-2\eta)(r_0 \wedge r)((1-r_0) \wedge (1-r)) \langle b(\eta) - c\delta_0, c\delta_0 \rangle =: T(r, b(\eta)). \end{aligned}$$

$$\begin{aligned} &NV_n(k) \\ &\rightsquigarrow \int_0^r \left(\left\langle b(\eta) - c\delta_0, \tilde{W}(s(1-2\eta) + \eta) - \tilde{W}(\eta) - \frac{s}{r}(\tilde{W}(r(1-2\eta) + \eta) - \tilde{W}(\eta)) \right\rangle \right. \\ &\left. - (1-2\eta) \frac{[(s \wedge r_0)((r-r_0) \wedge (r-s))] \vee 0}{r} \langle b(\eta) - c\delta_0, c\delta_0 \rangle \right)^2 ds \end{aligned}$$

$$\begin{aligned}
& + \int_r^1 \left(\langle b(\eta) - c\delta_0, \tilde{W}(1-\eta) - \tilde{W}(s(1-2\eta) + \eta) \right. \\
& - \frac{1-s}{1-r} (\tilde{W}(1-\eta) - \tilde{W}(r(1-2\eta) + \eta)) \rangle \\
& \left. - (1-2\eta) \frac{[(1-s) \wedge (1-r_0))((r_0-r) \wedge (s-r))] \vee 0}{1-r} \langle b(\eta) - c\delta_0, c\delta_0 \rangle \right)^2 ds \\
& =: V(r, b(\eta)).
\end{aligned}$$

Therefore,

$$G_n \xrightarrow{D} G^* := \sup_{r \in [0,1]} T(r, b(\eta)) / V^{1/2}(r, b(\eta)).$$

Now, conditioning on $b(\eta) - c\delta_0 = u$, using the the independent increment property of the Hilbert-valued Brownian motion W as we did in the proof of Theorem 3.3., Lemma E.1 and also the fact that

$$\frac{1}{\sqrt{1-2\eta}} \{B((1-2\eta)t + \eta) - B(\eta)\}_{t \in [0,1]} \stackrel{D}{=} \{B(s)\}_{s \in [0,1]},$$

we obtain that

$$\begin{aligned}
& G^* \mid \{b(\eta) - c\Delta_0 = u\} \\
& \stackrel{D}{=} \sup_{r \in [0,1]} \frac{\sqrt{\langle Su, u \rangle} (B(r) - rB(1)) - (1-2\eta)(r_0 \wedge r)((1-r_0) \wedge (1-r)) \langle u, c\delta_0 \rangle}{\sqrt{\int_0^r \left(\sqrt{\langle Su, u \rangle} (B(s) - \frac{s}{r} B(r)) \right.} \\
& \quad \left. - \sqrt{1-2\eta} \frac{[(s \wedge r_0)((r-r_0) \wedge (r-s))] \vee 0}{r} \langle u, c\delta_0 \rangle \right)^2 ds} \\
& \quad + \int_r^1 \left(\sqrt{\langle Su, u \rangle} (B(1-s) - \frac{1-s}{1-r} B(1-r)) \right. \\
& \quad \left. - \sqrt{1-2\eta} \frac{[(1-s) \wedge (1-r_0))((r_0-r) \wedge (s-r))] \vee 0}{r} \langle u, c\delta_0 \rangle \right)^2 ds} \\
& = \sup_{r \in [0,1]} \frac{B(r) - rB(1) - \sqrt{\frac{1-2\eta}{\langle Su, u \rangle}} (r_0 \wedge r)((1-r_0) \wedge (1-r)) \langle u, c\delta_0 \rangle}{\sqrt{\int_0^r \left((B(s) - \frac{s}{r} B(r)) - \sqrt{\frac{1-2\eta}{\langle Su, u \rangle}} \frac{[(s \wedge r_0)((r-r_0) \wedge (r-s))] \vee 0}{r} \langle u, c\delta_0 \rangle \right)^2 ds} \\
& \quad + \int_r^1 \left((B(1-s) - \frac{1-s}{1-r} B(1-r)) \right. \\
& \quad \left. - \sqrt{\frac{1-2\eta}{\langle Su, u \rangle}} \frac{[(1-s) \wedge (1-r_0))((r_0-r) \wedge (s-r))] \vee 0}{r} \langle u, c\delta_0 \rangle \right)^2 ds} \\
& = G_{cond}^*.
\end{aligned}$$

This completes the proof.

D.5 Proof of Proposition 1.

Let us define

$$W_{n,i} := \frac{1}{\sqrt{n}} (K(Y_i, \cdot) - \mu_P).$$

where $\{Y_1, Y_2, \dots, Y_n\}$ comes from a stationary process on \mathbb{R}^p and P is the marginal distribution of Y_1 . Let us define the two following partial sum processes in $D_{\mathcal{H}(K)}[0, 1]$ and $C_{\mathcal{H}(K)}[0, 1]$, respectively:

$$M_n(t) := \sum_{i=1}^{\lfloor nt \rfloor} W_{n,i}, \quad t \in [0, 1];$$

$$M_n^*(t) = M_n(t) + (nt - \lfloor nt \rfloor)W_{n, \lfloor nt \rfloor + 1}, \quad t \in [0, 1].$$

We first show that $M_n^* \rightsquigarrow W$ in $C_H[0, 1]$. It suffices to verify the conditions of Lemma C.4. For a Hilbert valued random element h_{random} , we will denote its Hilbert space norm as $\|h_{\text{random}}\|$ and its L_p norm as $\|h_{\text{random}}\|_p$, i.e.,

$$\|h_{\text{random}}\|_p := (\mathbb{E} \|h_{\text{random}}\|^p)^{1/p}.$$

First, note that for $1 \leq i \leq n$,

$$\|W_{n,i}\|_2^2 = \frac{1}{n}(\mathbb{E}K(Y_i, Y_i) - \|\mu_P\|^2) < \infty.$$

Moreover,

- (a) In our setting, let $V_{n,i} := Y_i$ for $i = 1, 2, \dots, n$. Clearly, $\{W_{n,i}\}$ is \mathcal{L}_2 -NED on $\{V_{n,i}\}$ with approximation constants $\mu_m = 0$ and $d_{n,i} = 0$ for all m, i . Moreover, $\{V_{n,i}\}$ is a strong mixing array with $\alpha(m)$ of size $-\frac{r}{r-2}$ with $r = \delta + 2$, because $\sum_{m \geq 1} \alpha(m)^{\frac{\delta}{\delta+2}} < \infty$. Finally, from the definition of $c_{n,i}$ in Lemma C.4, we have

$$c_{n,i}^2 = \max\{d_{n,i}^2, \|W_{n,i}\|_2^2\} = \frac{1}{n}(\mathbb{E}K(Y_i, Y_i) - \|\mu_P\|^2) = \frac{1}{n}(\mathbb{E}K(Y_1, Y_1) - \|\mu_P\|^2).$$

Therefore,

$$\begin{aligned} \sup_{k,J} \limsup_{n \rightarrow \infty} k^{-1} \sum_{J+1 \leq i \leq J+k} (c_{n,i})^2 &= \sup_{k,J} \limsup_{n \rightarrow \infty} k^{-1} \sum_{J+1 \leq i \leq J+k} \|W_{n,i}\|_2^2 \\ &= \frac{1}{n}(\mathbb{E}K(Y_1, Y_1) - \|\mu_P\|^2) < \infty. \end{aligned}$$

- (b) Note that when $1 \leq i \leq n$,

$$\|W_{n,i}/c_{n,i}\|^2 = \frac{\|K(Y_i, \cdot) - \mu_P\|^2}{\mathbb{E}K(Y_i, Y_i) - \|\mu_P\|^2} \stackrel{D}{=} \frac{\|K(Y_1, \cdot) - \mu_P\|^2}{\mathbb{E}K(Y_1, Y_1) - \|\mu_P\|^2},$$

where the equality in distribution follows from stationarity. Therefore, $\{\|W_{n,i}/c_{n,i}\|^2; n, i \geq 1\}$ is uniformly integrable.

- (c) Take any $h \neq 0 \in \mathcal{H}(K)$. First, note that by Cauchy-Schwartz inequality, we have

$$|h(Y)| = |\langle h, K(Y, \cdot) \rangle| \leq \|h\| \|K(Y, \cdot)\| = \|h\| \sqrt{K(Y, Y)}.$$

Raising both sides to the power of $2 + \delta$, we have

$$|h(Y)|^{2+\delta} \leq \|h\| |K(Y, Y)|^{1+\frac{\delta}{2}}.$$

Since $h \in \mathcal{H}(K)$, its Hilbert space norm is finite and hence, taking expectation and using the monotonicity of L_r norm for $r \geq 1$, we have that $\|h(Y)\|_p < \infty$ for any $1 \leq p \leq 2 + \delta$. Now,

$$\begin{aligned}
& \mathbb{E} \left(\sum_{1 \leq i \leq \lfloor nt \rfloor} \langle W_{n,i}, h \rangle \right)^2 \\
&= \sum_{1 \leq i \leq \lfloor nt \rfloor} \mathbb{E} \langle W_{n,i}, h \rangle^2 + 2 \sum_{1 \leq i_1 < i_2 \leq \lfloor nt \rfloor} \mathbb{E} \langle W_{n,i_1}, h \rangle \langle W_{n,i_2}, h \rangle \\
&= \frac{1}{n} \left(\sum_{1 \leq i \leq \lfloor nt \rfloor} \mathbb{E} (h(Y_i) - \mathbb{E} h(Y_i))^2 + 2 \sum_{1 \leq i_1 < i_2 \leq \lfloor nt \rfloor} \mathbb{E} (h(Y_{i_1}) - \mathbb{E} h(Y_{i_1})) (h(Y_{i_2}) - \mathbb{E} h(Y_{i_2})) \right) \\
&= \frac{1}{n} \text{Var} \left(\sum_{1 \leq i \leq \lfloor nt \rfloor} (h(Y_i) - \mathbb{E} h(Y_i)) \right),
\end{aligned}$$

where the equality in the penultimate line holds because of the reproducing property of the RKHS and also the property of the RKHS mean embedding. Now, observe that by definition, the sequence $\{h(Y_k)\}$ is also strong mixing and its α -mixing coefficients are dominated by the ones of $\{Y_k\}$. Therefore, by Lemma E.5, it holds that

$$\mathbb{E} \left(\sum_{1 \leq i \leq \lfloor nt \rfloor} \langle W_{n,i}, h \rangle \right)^2 = \frac{1}{n} \text{Var} \left(\sum_{1 \leq i \leq \lfloor nt \rfloor} (h(Y_i) - \mathbb{E} h(Y_i)) \right) \rightarrow t \sigma^2(h),$$

where

$$\sigma^2(h) := \text{Var}(h(Y_1)) + 2 \sum_{v \geq 2} \text{Cov}(h(Y_1), h(Y_v)).$$

(d)

$$\begin{aligned}
\mathbb{E} \left\| \sum_{i=1}^n W_{n,i} \right\|^2 &= \sum_{i,j=1}^n \mathbb{E} \langle W_{n,i}, W_{n,j} \rangle \\
&\leq \sum_{i,j=1}^n |\mathbb{E} \langle W_{n,i}, W_{n,j} \rangle| \\
&\leq \sum_{i,j=1}^n \frac{15}{n} \alpha(|i-j|)^{\frac{\delta}{\delta+2}} \|K(Y_i, \cdot) - \mu_P\|_{2+\delta} \|K(Y_j, \cdot) - \mu_P\|_{2+\delta} \\
&\lesssim \|K(Y_1, \cdot) - \mu_P\|_{2+\delta}^2 + \frac{1}{n} \sum_{1 \leq i \neq j \leq n} \alpha(|i-j|)^{\frac{\delta}{\delta+2}},
\end{aligned}$$

where the penultimate inequality follows from Lemma E.4. Now, a simple calculation further gives us

$$\mathbb{E} \left\| \sum_{i=1}^n W_{n,i} \right\|^2 \lesssim \|K(Y_1, \cdot) - \mu_P\|_{2+\delta}^2 + 2 \sum_{k=1}^{n-1} (1 - k/n) \alpha(k)^{\frac{\delta}{\delta+2}}.$$

Applying the summability of the series $\sum_{k \geq 1} \alpha(k)^{\frac{\delta}{\delta+2}}$ along with Dominated Convergence Theorem, we conclude that the RHS in the above inequality converges to

$$\|K(Y_1, \cdot) - \mu_P\|_{2+\delta}^2 + 2 \sum_{k \geq 1} \alpha(k)^{\frac{\delta}{\delta+2}} < \infty.$$

Therefore, $\limsup_{n \rightarrow \infty} \mathbb{E} \|\sum_{i=1}^n W_{n,i}\|^2 < \infty$.

- (e) Continuity of the kernel along with separability of the underlying space (e.g. the Euclidean space) implies separability of the RKHS $\mathcal{H}(K)$. Thus, $\mathcal{H}(K)$ indeed has a complete, countable orthonormal basis $\{e_l\}$. Moreover, it's not hard to see that for the NED sequence $\{\langle W_{n,i}, e_l \rangle\}$ where l is fixed, one can choose

$$c_{n,i,l}^2 = \max\{0, \|\langle W_{n,i}, e_l \rangle\|_2^2\} = \frac{1}{n} \mathbb{E} \|e_l(Y_1) - \mathbb{E} e_l(Y_1)\|^2;$$

see [Wooldridge and White \(1988\)](#). Now, for fixed n, i, k ,

$$\begin{aligned} \sum_{l > k} c_{n,i,l}^2 &= \frac{1}{n} \sum_{l > k} \mathbb{E} \|e_l(Y_1) - \mathbb{E} e_l(Y_1)\|^2 \\ &= \frac{1}{n} \sum_{l > k} \mathbb{E} \langle K(Y_1, \cdot) - \mu_P, e_l \rangle^2. \end{aligned}$$

Therefore, by Tonelli's Theorem,

$$\limsup_{n \rightarrow \infty} \sum_{l > k} \sum_{1 \leq i \leq n} c_{n,i,l}^2 = \limsup_{n \rightarrow \infty} \sum_{1 \leq i \leq n} \sum_{l > k} c_{n,i,l}^2 = \sum_{l > k} \mathbb{E} \langle K(Y_1, \cdot) - \mu_P, e_l \rangle^2.$$

Now,

$$\sum_{l \geq 1} \mathbb{E} \langle K(Y_1, \cdot) - \mu_P, e_l \rangle^2 = \mathbb{E} \sum_{l \geq 1} \langle K(Y_1, \cdot) - \mu_P, e_l \rangle^2 = \mathbb{E} \|K(Y_1, \cdot) - \mu_P\|^2 < \infty,$$

where the first equality follows from Monotone Convergence Theorem and the final inequality follows from Parseval's identity. Since tail of a summable series converges to 0, it follows that

$$\lim_{k \rightarrow \infty} \sum_{l > k} \mathbb{E} \langle K(Y_1, \cdot) - \mu_P, e_l \rangle^2 = 0.$$

Thus, all the conditions of Lemma [C.4](#) are satisfied and thus $M_n^* \rightsquigarrow W$ in $C_{\mathcal{H}(K)}[0, 1]$, where W is a Brownian motion defined therein. It remains to prove that $M_n \rightsquigarrow W$ in $D_{\mathcal{H}(K)}[0, 1]$. In the light of Lemma [E.6](#), it suffices to prove that

$$\|M_n^* - M_n\|_{\infty} \xrightarrow{\mathbb{P}} 0.$$

To this end, let us recall that

$$M_n^*(t) = M_n(t) + (nt - \lfloor nt \rfloor) W_{n, \lfloor nt \rfloor + 1}.$$

Thus,

$$\|M_n^* - M_n\|_\infty = \sup_{t \in [0,1]} \|M_n^*(t) - M_n(t)\| \leq \max_{1 \leq i \leq n} \|W_{n,i}\|.$$

Thus, for any fixed $\epsilon > 0$,

$$\begin{aligned} \mathbb{P}(\max_{1 \leq i \leq n} \|W_{n,i}\| > \epsilon) &\leq \sum_{i=1}^n \mathbb{P}(\|W_{n,i}\| > \epsilon) \\ &= n\mathbb{P}(\|W_{n,1}\|^{2+\delta} > \epsilon^{2+\delta}) \\ &\leq n \cdot \frac{\mathbb{E} \|K(Y_1, \cdot) - \mu_P\|^{2+\delta}}{n^{1+\delta/2} \epsilon^{2+\delta}} \rightarrow 0, \end{aligned}$$

where the first inequality holds by union bound and the last one follows from Markov inequality. Thus, the proof is complete.

D.6 Proof of Proposition 2.

It suffices to verify the conditions of Lemma C.4. The proof is almost similar to the one of Proposition 1. and we skip the details for conciseness.

D.7 Proof of Proposition 3.

Let us define

$$\tilde{E}_k := \begin{pmatrix} (K_1(X_{k+m}, \cdot) - \mu_1) \otimes (L_{2m+1}((Y_k, Y_{k+1}, \dots, Y_{k+m}, \dots, Y_{k+2m}), \cdot) - \nu_2) \\ (L_1(Y_{k+m}, \cdot) - \nu_1) \otimes (K_{2m+1}((X_k, X_{k+1}, \dots, X_{k+m}, \dots, X_{k+2m}), \cdot) - \mu_2) \end{pmatrix}.$$

Lemma E.3 implies that under Assumption 4, $\mathbb{E} \|\tilde{E}_k\|^{2+\delta} < \infty$. Moreover, it is easy to see that $\{\tilde{E}_i\}_{i \in \mathbb{Z}}$ is L_2 -NED on the sequence $\{(X_i, Y_i)\}_{i \in \mathbb{Z}}$ with approximation constants $\mu_k = 0$ for all $k \geq m$. Therefore, by similar arguments as in Proposition 1., we can conclude that the following FCLT holds:

$$\left\{ \frac{1}{\sqrt{n'}} \sum_{i=1}^{\lfloor n'r \rfloor} \left(\tilde{E}_i - \begin{pmatrix} C_{X_0, Y_{-m:m}} \\ C_{Y_0, X_{-m:m}} \end{pmatrix} \right) \right\}_{r \in [0,1]} \rightsquigarrow W \text{ in } D_{\mathcal{H}(K, L; m)}[0, 1].$$

Therefore, it suffices to prove that $\sup_{r \in [0,1]} \|\tilde{D}_{\lfloor n'r \rfloor, n}\|_{HS} \xrightarrow{\mathbb{P}} 0$ as $n \rightarrow \infty$, where

$$\begin{aligned} \tilde{D}_{j,n} &:= \frac{1}{\sqrt{n'}} \sum_{i=1}^j \left(\tilde{E}_i - \begin{pmatrix} C_{X_0, Y_{-m:m}} \\ C_{Y_0, X_{-m:m}} \end{pmatrix} \right) - \frac{1}{\sqrt{n'}} \sum_{i=1}^j \left(E_i - \begin{pmatrix} C_{X_0, Y_{-m:m}} \\ C_{Y_0, X_{-m:m}} \end{pmatrix} \right) \\ &= \frac{1}{\sqrt{n'}} \sum_{i=1}^j (\tilde{E}_i - E_i^{(1)}), \quad j = 1, 2, \dots, n'. \end{aligned}$$

Let us define $A_i := K_1(X_{i+m}, \cdot)$, $B_i := L_{2m+1}(Y_{i:i+2m}, \cdot)$, $C_i := L_1(Y_{i+m}, \cdot)$ and $D_i := K_{2m+1}(X_{i:i+2m}, \cdot)$. Let us also define $\bar{A}_j = \frac{1}{j} \sum_{i=1}^j A_i$, $\bar{B}_j = \frac{1}{j} \sum_{i=1}^j B_i$, $\bar{C}_j = \frac{1}{j} \sum_{i=1}^j C_i$ and

$\bar{D}_j = \frac{1}{j} \sum_{i=1}^j D_i$. Then some routine calculations give us

$$\begin{aligned}
\tilde{D}_{j,n} &= \frac{j}{\sqrt{n'}} (\bar{A}_j \otimes (\bar{B}_{n'} - \mathbb{E}B_1) + (\bar{A}_{n'} - \mathbb{E}A_1) \otimes \bar{B}_j + \mathbb{E}A_1 \otimes \mathbb{E}B_1 - \bar{A}_{n'} \otimes \bar{B}_{n'}) \\
&\quad + \frac{j}{\sqrt{n'}} (\bar{C}_j \otimes (\bar{D}_{n'} - \mathbb{E}D_1) + (\bar{C}_{n'} - \mathbb{E}C_1) \otimes \bar{D}_j + \mathbb{E}C_1 \otimes \mathbb{E}D_1 - \bar{C}_{n'} \otimes \bar{D}_{n'}) \\
&= \frac{j}{\sqrt{n'}} \left((\bar{A}_j - \mathbb{E}A_1) \otimes (\bar{B}_{n'} - \mathbb{E}B_1) + (\bar{A}_{n'} - \mathbb{E}A_1) \otimes (\bar{B}_j - \mathbb{E}B_1) \right. \\
&\quad \left. - (\bar{A}_{n'} - \mathbb{E}A_1) \otimes (\bar{B}_{n'} - \mathbb{E}B_1) \right) \\
&\quad + \frac{j}{\sqrt{n'}} \left((\bar{C}_j - \mathbb{E}C_1) \otimes (\bar{D}_{n'} - \mathbb{E}D_1) + (\bar{C}_{n'} - \mathbb{E}C_1) \otimes (\bar{D}_j - \mathbb{E}D_1) \right. \\
&\quad \left. - (\bar{C}_{n'} - \mathbb{E}C_1) \otimes (\bar{D}_{n'} - \mathbb{E}D_1) \right).
\end{aligned}$$

Now, by Theorem 1 of [Sharipov et al. \(2016\)](#),

$$\begin{aligned}
&\max_{j=1,2,\dots,n'} \frac{j}{\sqrt{n'}} \|\bar{A}_j - \mathbb{E}A_1\|_{\mathcal{H}(K_1)}, \quad \max_{j=1,2,\dots,n'} \frac{j}{\sqrt{n'}} \|\bar{B}_j - \mathbb{E}B_1\|_{\mathcal{H}(L_{2m+1})}, \\
&\max_{j=1,2,\dots,n'} \frac{j}{\sqrt{n'}} \|\bar{C}_j - \mathbb{E}C_1\|_{\mathcal{H}(L_1)}, \quad \max_{j=1,2,\dots,n'} \frac{j}{\sqrt{n'}} \|\bar{D}_j - \mathbb{E}D_1\|_{\mathcal{H}(K_{2m+1})}
\end{aligned}$$

converge weakly to the maximum norm of four Hilbert-valued Brownian motions, respectively, and thus they are stochastically bounded. Moreover, by the same theorem $\bar{A}_{n'} - \mathbb{E}A_1$, $\bar{B}_{n'} - \mathbb{E}B_1$, $\bar{C}_{n'} - \mathbb{E}C_1$ and $\bar{D}_{n'} - \mathbb{E}D_1$ converge in probability to the zero elements of their corresponding RKHS. Therefore,

$$\begin{aligned}
&\max_{j=1,2,\dots,n'} \frac{j}{\sqrt{n'}} \|(\bar{A}_j - \mathbb{E}A_1) \otimes (\bar{B}_{n'} - \mathbb{E}B_1)\|_{HS} \\
&= \max_{j=1,2,\dots,n'} \frac{j}{\sqrt{n'}} \|(\bar{A}_j - \mathbb{E}A_1)\|_{\mathcal{H}(K_1)} \|\bar{B}_{n'} - \mathbb{E}B_1\|_{\mathcal{H}(L_{2m+1})} \\
&\xrightarrow{\mathbb{P}} 0,
\end{aligned}$$

where the last line follows from the fact that a norm is a continuous function and thus preserves convergence in probability. Similar argument can be applied to other summands of $\tilde{D}_{m,n'}$ to complete the proof.

D.8 Proof of Theorem 3.5.

Since $\begin{pmatrix} C_{X_0, Y_{-m:m}} \\ C_{Y_0, X_{-m:m}} \end{pmatrix} = \mathbf{0}$ under H_0 , the theorem can be proved in a similar fashion of the proofs of Theorem 3.2. and Theorem 3.3.. We omit the details for conciseness.

Appendix E: Auxilliary Lemmas

Lemma E.1. *Suppose W is an H -valued Brownian motion with associated covariance operator S . Then, for a fixed $u \in H$,*

$$\frac{1}{\sqrt{\langle Su, u \rangle}} \times \{\langle u, W(t) \rangle\}_{t \in [0,1]} \stackrel{D}{=} \{B(t)\}_{t \in [0,1]},$$

where $\{B(t)\}_{t \in [0,1]}$ is the standard Brownian motion on $[0, 1]$.

Proof of Lemma E.1. For notational simplicity, let us define $\tilde{B}(t) := \frac{1}{\sqrt{\langle Su, u \rangle}} \times \langle u, W(t) \rangle$, $t \in [0, 1]$.

(i) Clearly, $\tilde{B}(0) = 0$ as $W(0) = 0$.

(ii) Applying the Cauchy-Schwarz inequality, we get

$$\begin{aligned} |\tilde{B}(t_2) - \tilde{B}(t_1)| &= \frac{1}{\sqrt{\langle Su, u \rangle}} |\langle u, W(t_2) - W(t_1) \rangle| \\ &\leq \frac{\|u\|}{\sqrt{\langle Su, u \rangle}} \|W(t_2) - W(t_1)\|. \end{aligned}$$

Since $W \in C_H[0, 1]$ almost surely, the above inequality implies $\{\tilde{B}(t)\}_{t \in [0,1]} \in C[0, 1]$ almost surely.

(iii) Since W has independent increment property, it's very clear that $\{\tilde{B}(t)\}_{t \in [0,1]}$ will have the same property as well.

(iv) For all $0 \leq t < t + s \leq 1$, $W(t + s) - W(t)$ is Gaussian with mean 0 and covariance operator sS , where S is the covariance operator of $W(1)$. Therefore, from Definition A.1, it follows that

$$\tilde{B}(t + s) - \tilde{B}(t) = \frac{1}{\sqrt{\langle Su, u \rangle}} \cdot \langle u, W(t + s) - W(t) \rangle$$

has normal distribution on \mathbb{R} . Its mean will be

$$\frac{1}{\sqrt{\langle Su, u \rangle}} \cdot \mathbb{E}\langle u, W(t + s) - W(t) \rangle = \frac{1}{\sqrt{\langle Su, u \rangle}} \cdot \langle u, \mathbb{E}(W(t + s) - W(t)) \rangle = 0.$$

Thus, the variance of $\tilde{B}(t + s) - \tilde{B}(t)$ will be given by

$$\begin{aligned} \mathbb{E}(\tilde{B}(t + s) - \tilde{B}(t))^2 &= \frac{1}{\langle Su, u \rangle} \cdot \mathbb{E}\langle u, W(t + s) - W(t) \rangle^2 \\ &= \frac{\langle sSu, u \rangle}{\langle Su, u \rangle} = s \frac{\langle Su, u \rangle}{\langle Su, u \rangle} = s, \end{aligned}$$

where the second and third equalities follow from the definition of covariance operator and homogeneity of inner product.

Combining (i) – (iv), we conclude the proof. \square

Lemma E.2. Under the alternative hypothesis H'_{1n} defined in Section 3.2., it holds that for $k = 1, \dots, N-1$,

$$\begin{aligned}
N^{1/2}T_n(k) &= \left\langle \hat{\nu}_1 - \hat{\nu}_n - \delta_n, \sum_{j=1}^k Z'_{j+m_1} - \frac{k}{N} \sum_{j=1}^N Z'_{j+m_1} \right\rangle \\
&\quad - \frac{((k_0 - m_1) \wedge k) ((N - k_0 + m_1) \wedge (N - k))}{N} \langle \hat{\nu}_1 - \hat{\nu}_n - \delta_n, \delta_n \rangle \\
N^2V_n(k) &= \sum_{t=1}^k \left(\left\langle \hat{\nu}_1 - \hat{\nu}_n - \delta_n, \sum_{j=1}^t Z'_{j+m_1} - \frac{t}{k} \sum_{j=1}^k Z'_{j+m_1} \right\rangle \right. \\
&\quad \left. - \frac{[((k_0 - m_1) \wedge t) ((k - k_0 + m_1) \wedge (k - t))] \vee 0}{k} \langle \hat{\nu}_1 - \hat{\nu}_n - \delta_n, \delta_n \rangle \right)^2 \\
&\quad + \sum_{t=k+1}^N \left(\left\langle \hat{\nu}_1 - \hat{\nu}_n - \delta_n, \sum_{j=t}^N Z'_{j+m_1} - \frac{N-t+1}{N-k} \sum_{j=k+1}^N Z'_{j+m_1} \right\rangle \right. \\
&\quad \left. + \frac{[((k_0 - m_1 - k) \wedge (t+1-k)) ((N - k_0 + m_1) \wedge (N - t + 1))] \vee 0}{N-k} \right. \\
&\quad \left. \times \langle \hat{\nu}_1 - \hat{\nu}_n - \delta_n, \delta_n \rangle \right)^2.
\end{aligned}$$

Proof of Lemma E.2. The proof is almost the same as the proof of Proposition 4.1. of [Gao et al. \(2023\)](#), except that we replace all canonical inner products of the Euclidean space with Hilbert space inner products. \square

Lemma E.3. Let H_1, H_2, H_3 and H_4 be separable Hilbert spaces and $X_i \in H_i$ for $i = 1, \dots, 4$. Suppose $\mathbb{E} \|X_i\|^p < \infty$ for $i = 1, \dots, 4$ and some $p \geq 2$. Then, $\mathbb{E} \|Y\|^{p/2} < \infty$, where

$$Y = \begin{pmatrix} (X_1 - \mathbb{E}X_1) \otimes (X_2 - \mathbb{E}X_2) \\ (X_3 - \mathbb{E}X_3) \otimes (X_4 - \mathbb{E}X_4) \end{pmatrix}.$$

Proof of Lemma E.3. From the definition of the inner product of the Hilbert space $\begin{pmatrix} H_1 \otimes H_2 \\ H_3 \otimes H_4 \end{pmatrix}$ that we mentioned in Section 2.4., it follows that

$$\|Y\|^2 = \|X_1 - \mathbb{E}X_1\|^2 \cdot \|X_2 - \mathbb{E}X_2\|^2 + \|X_3 - \mathbb{E}X_3\|^2 \cdot \|X_4 - \mathbb{E}X_4\|^2.$$

Using the inequality $\sqrt{a^2 + b^2} \leq a + b$ for $a, b \geq 0$, we have

$$\|Y\| \leq \|X_1 - \mathbb{E}X_1\| \cdot \|X_2 - \mathbb{E}X_2\| + \|X_3 - \mathbb{E}X_3\| \cdot \|X_4 - \mathbb{E}X_4\|.$$

Therefore,

$$\begin{aligned}
\mathbb{E} \|Y\|^{p/2} &= \mathbb{E} (\|X_1 - \mathbb{E}X_1\| \cdot \|X_2 - \mathbb{E}X_2\| + \|X_3 - \mathbb{E}X_3\| \cdot \|X_4 - \mathbb{E}X_4\|)^{p/2} \\
&\leq 2^{p/2-1} \left(\mathbb{E} \|X_1 - \mathbb{E}X_1\|^{p/2} \cdot \|X_2 - \mathbb{E}X_2\|^{p/2} + \mathbb{E} \|X_3 - \mathbb{E}X_3\|^{p/2} \cdot \|X_4 - \mathbb{E}X_4\|^{p/2} \right),
\end{aligned}$$

where the inequality follows from C_r -inequality. It thus suffices to show that $\mathbb{E} \|X_1 - \mathbb{E}X_1\|^{p/2} \cdot \|X_2 - \mathbb{E}X_2\|^{p/2} < \infty$. Indeed,

$$\begin{aligned}
& \mathbb{E}(\|X_1 - \mathbb{E}X_1\|^{p/2} \cdot \|X_2 - \mathbb{E}X_2\|^{p/2}) \\
& \leq (\mathbb{E} \|X_1 - \mathbb{E}X_1\|^p \cdot \mathbb{E} \|X_2 - \mathbb{E}X_2\|^p)^{1/2} \\
& \leq (2^{p-1}(\mathbb{E} \|X_1\|^p + \|\mathbb{E}X_1\|^p) \cdot 2^{p-1}(\mathbb{E} \|X_2\|^p + \|\mathbb{E}X_2\|^p))^{1/2} \\
& \leq (2^p \mathbb{E} \|X_1\|^p \cdot 2^p \mathbb{E} \|X_2\|^p)^{1/2} \\
& = 2^p \{\mathbb{E} \|X_1\|^p \cdot \mathbb{E} \|X_2\|^p\}^{1/2} < \infty,
\end{aligned}$$

where the second line follows from Cauchy-Schwartz inequality, the third line follows from C_r inequality and the penultimate inequality follows from Jensen inequality. \square

Lemma E.4. [Lemma 3.1. of [Dehling \(1983\)](#)] Let \mathcal{F} and \mathcal{G} be two σ -fields. Define

$$\alpha(\mathcal{F}, \mathcal{G}) = \sup |P(A \cap B) - P(A)P(B)|$$

the supremum being extended over all $A \in \mathcal{F}$ and $B \in \mathcal{G}$. Let ξ and η be random variables with values in a separable Hilbert space H measurable with respect to \mathcal{F} and \mathcal{G} , respectively. If ξ and η are essentially bounded then

$$|\mathbb{E}\langle \xi, \eta \rangle - \langle \mathbb{E}\xi, \mathbb{E}\eta \rangle| \leq 10\alpha(\mathcal{F}, \mathcal{G})\|\xi\|_\infty\|\eta\|_\infty.$$

Here $\|\cdot\|_\infty$ denotes the essential supremum with respect to H . Moreover, let $r, s, t > 1$ with $r^{-1} + s^{-1} + t^{-1} = 1$. If ξ and η have finite r -th and s -th moments respectively then

$$|\mathbb{E}\langle \xi, \eta \rangle - \langle \mathbb{E}\xi, \mathbb{E}\eta \rangle| \leq 15\alpha^{1/t}(\mathcal{F}, \mathcal{G})\|\xi\|_r\|\eta\|_s.$$

Lemma E.5. [Lemma 3.2. of [Dehling \(1983\)](#)] Let $\{\xi_v, v \geq 1\}$ be a weakly stationary sequence of H -valued random variables centered at expectations and with $(2+\delta)$ -th moments uniformly bounded where $0 < \delta \leq 1$. If $\sum_{m \geq 1} \alpha(m)^{\delta/2+\delta} < \infty$, then

$$\mathbb{E} \left\| \sum_{v=a+1}^{a+n} \xi_v \right\|^2 = \sigma^2 n + o(n),$$

where

$$\sigma^2 = \mathbb{E} \|\xi_1\|^2 + 2 \sum_{v \geq 2} \mathbb{E}\langle \xi_1, \xi_v \rangle.$$

Lemma E.6. Let M_n^* and M_n be random elements in $C_H[0, 1]$ and $D_H[0, 1]$, respectively, defined on a common probability space. Suppose M_n^* converges weakly to M in $C_H[0, 1]$. Moreover, suppose the following condition holds:

$$\|M_n^* - M_n\|_\infty \xrightarrow{\mathbb{P}} 0.$$

Then, M_n converges weakly to M in $D_H[0, 1]$.

Proof. Since $C_H[0, 1] \subset D_H[0, 1]$, it follows that $M \in D_H[0, 1]$. Note that by the property of the Skorokhod metric,

$$\rho(M_n^*, M_n) \leq \|M_n^* - M_n\|_\infty \xrightarrow{\mathbb{P}} 0.$$

Thus, the proof follows from Theorem 18.10 of [van der Vaart \(2000\)](#).

□