

QKVQA: Question-Focused Filtering for Knowledge-based VQA

Wei Ye¹, Yixin Su¹, Yueguo Chen², Longxiang Gao³, Jianjun Li¹, Ruixuan Li¹, Rui Zhang^{1*}

¹Huazhong University of Science and Technology, China

²Renmin University of China, China

³Qilu University of Technology (Shandong Academy of Sciences), China

{weiy, suyixin}@hust.edu.cn, chen Yueguo@gmail.com, gaolx@sdas.org, {jianjunli, rxli}@hust.edu.cn, rayteam@yeah.net

Abstract

Knowledge-based Visual Question Answering (KB-VQA) aims to answer questions by integrating images with external knowledge. Effective knowledge filtering is crucial for improving accuracy. Typical filtering methods use similarity metrics to locate relevant article sections from one article, leading to information selection errors at the article and intra-article levels. Although recent explorations of Multimodal Large Language Model (MLLM)-based filtering methods demonstrate superior semantic understanding and cross-article filtering capabilities, their high computational cost limits practical application. To address these issues, this paper proposes a question-focused filtering method. This approach can perform question-focused, cross-article filtering, efficiently obtaining high-quality filtered knowledge while keeping computational costs comparable to typical methods. Specifically, we design a trainable Question-Focused Filter (QFF) and a Chunk-based Dynamic Multi-Article Selection (CDA) module, which collectively alleviate information selection errors at both the article and intra-article levels. Experiments show that our method outperforms current state-of-the-art models by 4.9% on E-VQA and 3.8% on InfoSeek, validating its effectiveness. The code is publicly available at: <https://github.com/leaffell/QKVQA>.

1 Introduction

Visual Question Answering (VQA) answers questions about visual content like images or videos. With the advancement of Multimodal Large Language Models (MLLMs) [Zhang *et al.*, 2025; Bai *et al.*, 2025; Cocchi *et al.*, 2025a; Liu *et al.*, 2024; Alayrac *et al.*, 2022], VQA has seen rapid progress. While Vision-Language Models (VLMs) perform well on many VQA tasks [Xiao *et al.*, 2025; Jain *et al.*, 2025; Tschannen *et al.*, 2025; Zhu *et al.*, 2025; Yang *et al.*, 2025a; Kim *et al.*, 2025; Li *et al.*, 2023b], visual content alone is

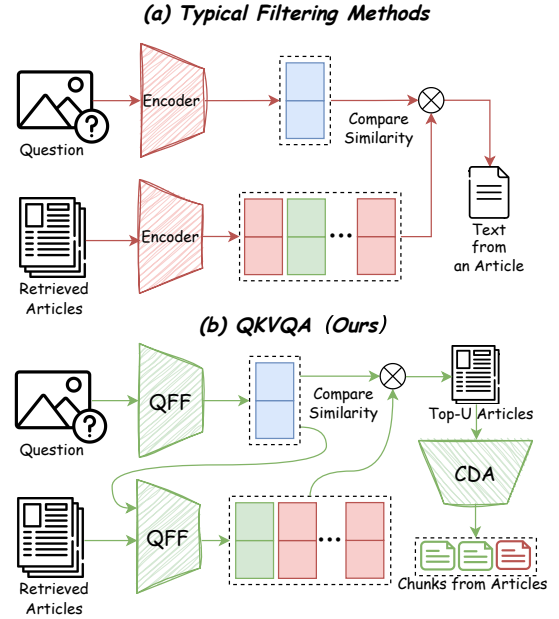


Figure 1: Comparison between typical filtering methods and our proposed approach.

often insufficient for questions requiring external or specialized knowledge. Knowledge-based VQA (KB-VQA) overcomes this by retrieving external knowledge from knowledge bases [Srivanthi *et al.*, 2025; Chen *et al.*, 2023; Mensink *et al.*, 2023; Marino *et al.*, 2021].

The Retrieval-Augmented Generation (RAG) framework provides a viable approach for KB-VQA [Lin *et al.*, 2024; Si *et al.*, 2023], relying on accurate retrieval and filtering of relevant knowledge sections. A typical KB-VQA pipeline comprises three stages: retrieval, filtering, and generation.

Effective knowledge filtering is essential for VQA accuracy. Typical methods [Yang *et al.*, 2025b; Yan and Xie, 2024; Lin *et al.*, 2024] generally extract information from a single section of one article to reduce noise and computation, but face two main challenges.

First, most typical methods lack sufficient understanding of question semantics when encoding sections of candidate articles, which may lead them to select incorrect articles. We refer to this issue as the article selection error. As illustrated in Figure 2(a), when presented with an image containing mul-

*Corresponding Author

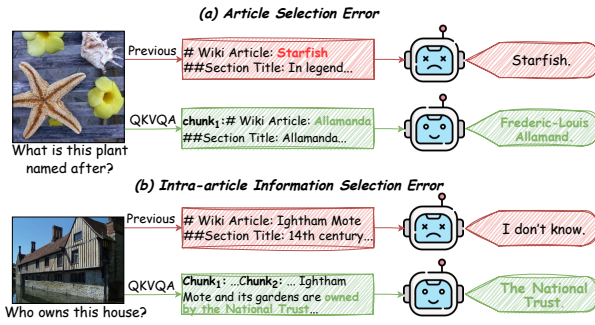


Figure 2: Concrete examples of the two types of errors.

multiple objects (e.g., a starfish, a seashell, and a plant) and asked, “What is this plant named after?”, typical methods independently encode sections from candidate knowledge articles and select the article with the highest similarity score (e.g., the article about the starfish), ultimately producing an incorrect answer.

Second, even if the correct article is selected, they may still miss the specific textual fragments required to answer the question. We refer to this as the intra-article information selection error. As shown in Figure 2(b), for the question “Who currently owns Ightham Mote?”, typical section-based filtering methods may retrieve lengthy sections describing historical owners, yet fail to include the key section that indicates the current owner, leading to an incorrect answer.

To address the issues of insufficient semantic comprehension and information, which lead to the two types of errors mentioned above, recent studies have explored the use of MLLM for filtering. Such models can more comprehensively integrate question and visual information and achieve multi-section, cross-article content consolidation [Hong *et al.*, 2025; Compagnoni *et al.*, 2025; Cocchi *et al.*, 2025b; Ling *et al.*, 2025; Tian *et al.*, 2025; Zhang *et al.*, 2024], thereby alleviating both types of errors. However, MLLM-based approaches usually require feeding complete multiple articles or the majority of sections from multiple articles as input, which not only introduces noisy information that can interfere with the model’s judgment but also incurs substantial computational overhead. Due to high inference costs, these methods remain impractical for real-world applications.

To harness the advantages of MLLM-based filtering while maintaining efficiency, this paper proposes an efficient, question-focused filtering approach (Figure 1(b)). Our method draws on the strengths of MLLMs—deep semantic understanding and cross-article integration—while preserving the efficiency of typical techniques. We achieve this through two key designs:

(1) Trainable Question-Focused Filter (QFF): Built upon the QFormer architecture, the QFF first encodes the question using its learnable queries. When encoding candidate knowledge, it deeply integrates the encoded question semantics into the queries through cross-attention mechanisms, thereby infusing question-focused semantic cues into the knowledge encoding process. This enhances the perception of semantic relevance and reduces article selection error.

(2) Chunk-Based Dynamic Multi-Article Selection (CDA) module: This module transforms the typical coarse-grained section-level filtering into a fine-grained, cross-article dy-

namic selection strategy based on uniformly partitioned text chunks. Inspired by chunk-level retrieval in text-based RAG [Da *et al.*, 2025; Luo *et al.*, 2025; Mai *et al.*, 2025; Zhang *et al.*, 2025] and considering the dependency of KB-VQA tasks on fine-grained information and meta-information (e.g., “article title”, “section title”), we further split excessively long sections into uniformly sized chunks while preserving the original meta-information for each chunk. Unlike directly selecting multiple sections to alleviate information insufficiency within articles, our approach partitions sections into text chunks. This strategy not only enables access to more fine-grained information but also effectively reduces context length, thereby alleviating noise and lowering time costs. And to further control the noise and time overhead introduced by processing multiple articles, we design a dynamic multi-article selection module based on scores assigned by the QFF. Specifically, within a fixed scope, we filter articles by comparing the score difference between each article and the highest-scoring article against a predefined threshold. The selected articles are then divided into chunks and undergo further ranking. This module enables the model to precisely locate the required information from multiple articles, thereby alleviating both types of errors mentioned above.

The main contributions of this paper are summarized as follows:

- We propose a trainable, question-focused filter that embeds question semantics into the encoding queries, enhancing the model’s ability to capture question-relevant information during filtering and alleviating article selection error.
- We design a fine-grained, chunk-based dynamic multi-article selection module that improves the accuracy and robustness of knowledge extraction. It supports fine-grained information retrieval and multi-article collaboration, effectively alleviating both article selection error and intra-article information selection error.
- Extensive experiments on two challenging KB-VQA benchmarks, InfoSeek and E-VQA, demonstrate the effectiveness of our approach, achieving performance gains of 4.9% and 3.8%, respectively, over state-of-the-art models.

2 Related Work

2.1 Knowledge-based Visual Question Answering

Knowledge-based Visual Question Answering (KB-VQA) requires models to integrate external knowledge with visual understanding for reasoning. Early datasets [Schwenk *et al.*, 2022; Marino *et al.*, 2019; Shah *et al.*, 2019] primarily focused on commonsense knowledge. With the advancement of Multimodal Large Language Models (MLLMs), such data have become insufficient for knowledge-intensive scenarios. Recent datasets such as E-VQA [Mensink *et al.*, 2023] and InfoSeek [Chen *et al.*, 2023] emphasize fine-grained article reasoning, demanding stronger retrieval capabilities. Currently, Retrieval-Augmented Generation (RAG) [Lewis *et al.*, 2020] has become the mainstream technical framework in this field.

2.2 Filtering Mechanisms in KB-VQA

Filtering mechanisms play a critical denoising role in the RAG pipeline. Typical filtering methods primarily operate by independently encoding the question and candidate knowledge and then comparing their similarity. These methods [Yang *et al.*, 2025b; Yan and Xie, 2024] often struggle to adequately incorporate the guiding role of question semantics. Moreover, to control noise and computational costs, they are typically limited to a single section of a single article, which easily leads to article selection error and intra-article information selection error.

Recent research has begun to explore filtering approaches utilizing Multimodal Large Language Models (MLLMs) [Hong *et al.*, 2025; Compagnoni *et al.*, 2025; Cocchi *et al.*, 2025b; Ling *et al.*, 2025; Tian *et al.*, 2025; Zhang *et al.*, 2024]. These methods can more comprehensively understand question semantics and leverage the reasoning capabilities of large models to integrate information across multiple articles, thereby mitigating both types of errors mentioned above to some extent. However, MLLM-based methods usually require feeding complete multiple articles or the majority of sections from multiple articles as input, which not only introduces noise that can interfere with model judgment but also entails significant computational overhead, posing challenges to practicality in real-world applications.

To balance semantic understanding depth with computational efficiency, this paper combines the strengths of both types of approaches, proposing a question-focused filter and a chunk-based dynamic multi-article selection module, aiming to simultaneously alleviate article selection and intra-article information selection errors.

3 Proposed Method

3.1 Retrieval

We first employ a coarse-grained cross-modal retriever to fetch candidate articles from the knowledge base \mathcal{KB} (see Figure 3(a)). Given the query image I_q , we encode it with a visual encoder E_v and the abstract T_i of each article with a text encoder E_t . Their similarity is measured by cosine distance:

$$\text{sim}_i^{\text{ret}} = \frac{E_v(I_q) \cdot E_t(T_i)}{\|E_v(I_q)\| \|E_t(T_i)\|}. \quad (1)$$

The top- K articles form the candidate set:

$$\mathcal{E}_{\text{top}-K} = \{a_{(1)}, a_{(2)}, \dots, a_{(K)}\}, \quad (2)$$

where $a_{(i)}$ denotes the article with the i -th highest similarity score.

Each candidate article is then segmented into structured sections:

$$s_i = \{(t_{ij}, p_{ij}, I_i)\}, \quad (3)$$

where t_{ij} is the metadata (article and section titles), p_{ij} is the passage content, and I_i is the article image.

3.2 Filtering by QFF

Typical filtering methods often compute the relevance between a question and article features independently, lacking

deep guidance from the question context. To better align retrieved articles with the question q , we propose the Question-Focused Filter (QFF). QFF is based on the Q-Former architecture, where a set of learnable queries extracts key multimodal information under the semantic guidance of the question (see Figure 3(b)).

Specifically, the question q and the image I_q are encoded by the Q-Former to generate a fused question representation $Q_tokens \in \mathbb{R}^{N \times d}$:

$$Q_tokens = \text{QFF}(q, I_q \mid \text{Queries}), \quad (4)$$

where $\text{Queries} \in \mathbb{R}^{N \times d}$ are learnable queries, N is their number, and d is the feature dimension.

To make the queries focus on question-related information, we fuse Q_tokens with Queries via cross-attention:

$$F_Queries = \text{Queries} + \text{Softmax}\left(\frac{QK^\top}{\sqrt{d}}\right)V, \quad (5)$$

where $Q = \text{Queries}W^Q$, $K = Q_tokensW^K$, $V = Q_tokensW^V$, and $W^Q, W^K, W^V \in \mathbb{R}^{d \times d}$ are learnable parameters. This operation injects question semantics into the queries, enhancing their question-focused selection capability.

We then utilize $F_Queries$ to extract features for each section of every candidate article a_i . Each article has L_i sections. For the j -th section of the i -th article, $s_{ij} = (t_{ij}, p_{ij}, I_i)$:

$$h_{i,j} = \text{QFF}(s_{ij} \mid F_Queries), \quad j = 1, \dots, L_i. \quad (6)$$

Using a delayed interaction mechanism [Khattab and Zaharia, 2020], we compute fine-grained relevance between the question and each section. For each token vector in $h_{i,j}$ and each token vector in Q_tokens , we take the maximum cosine similarity. The section similarity is the average of these maximum values:

$$\text{sim}_{i,j}^{\text{QFF}} = \frac{1}{|h_{i,j}|} \sum_{t \in h_{i,j}} \max_{q \in Q_tokens} \frac{q \cdot t}{\|q\| \|t\|}. \quad (7)$$

The QFF score for an article is the highest similarity among all its sections:

$$\text{sim}_i^{\text{QFF}} = \max_{j=1, \dots, L_i} \text{sim}_{i,j}^{\text{QFF}}. \quad (8)$$

Finally, we filter and rank articles by fusing the QFF score with the retrieval score via weighted combination:

$$\text{sim}_i^{\text{fused}} = \alpha \cdot \text{sim}_i^{\text{ret}} + (1 - \alpha) \cdot \text{sim}_i^{\text{QFF}}, \quad (9)$$

where $\alpha \in [0, 1]$ balances the two scores. We select the TOP- U articles, generating the refined article list \mathcal{E}_{QFF} .

3.3 Training of QFF

The QFF is trained using contrastive learning to distinguish relevant sections from irrelevant ones. For each question-image pair (q, I_q) and its corresponding positive section s^+ , we sample M negative sections $\{s_1^-, \dots, s_M^-\}$ from the top- K articles retrieved.

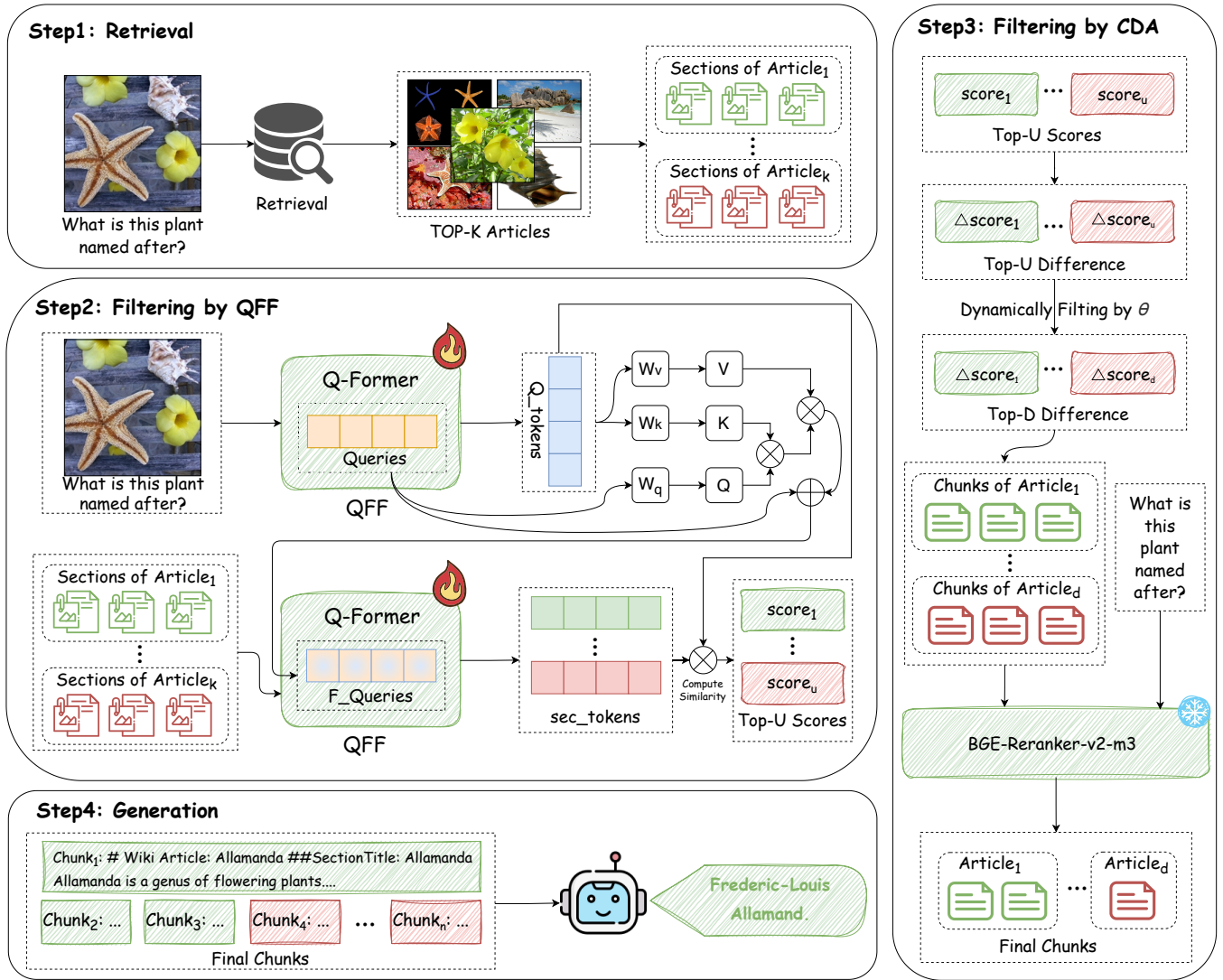


Figure 3: The figure illustrates our complete pipeline, in which the question-focused filtering framework consists of components (2) and (3).

Following the feature extraction and scoring pipeline in Section 3.2, we compute:

$$\mathcal{L}_{\text{QFF}} = -\log \frac{\exp(\text{sim}_+^{\text{QFF}}/\tau)}{\exp(\text{sim}_+^{\text{QFF}}/\tau) + \sum_{m=1}^M \exp(\text{sim}_{-,m}^{\text{QFF}}/\tau)}, \quad (10)$$

where $\tau > 0$ is a temperature parameter. This temperature-scaled cross-entropy loss increases the score gap between the positive section and the negative ones, improving the model’s discriminative ability.

3.4 Filtering by CDA

To perform finer-grained filtering within and across articles while reducing noise and computational cost, we propose the Chunk-based Dynamic Multi-Article Selection (CDA) module. CDA dynamically selects the most relevant text chunks from \mathcal{E}_{QFF} .

We first take the top- U articles from \mathcal{E}_{QFF} and compute the QFF score difference relative to the top-ranked article:

$$\Delta_i = \text{sim}_1^{\text{QFF}} - \text{sim}_i^{\text{QFF}}, \quad i = 1, \dots, U. \quad (11)$$

Articles with $\Delta_i \leq \theta$ are retained, where θ is a preset threshold. The final number of selected articles is D , with D being the count of articles satisfying the threshold condition.

Each selected article’s sections are split into fixed-length chunks of size L . Sections shorter than L remain as single chunks; longer ones are evenly divided. Each chunk $c_{i,j'}$ retains its metadata $t_{i,j}$ (article and section titles) to preserve structural context. Here, the subscript i denotes the article index, j denotes the section index within that article, and j' denotes the chunk index derived from section j .

We then use BGE-Reranker-v2-m3 [Chen *et al.*, 2024] as the reranker R_t to compute the relevance between each chunk $c_{i,j'}$ and the textual content q in the question:

$$\text{sim}_{i,j'}^{\text{chunk}} = R_t(q, c_{i,j'}). \quad (12)$$

This chunk-level score is combined with the QFF section score $\text{sim}_{i,j}^{\text{QFF}}$ (where j is the corresponding section index) via weighted fusion:

$$\text{sim}_{i,j'}^{\text{final}} = \lambda \cdot \text{sim}_{i,j}^{\text{QFF}} + (1 - \lambda) \cdot \text{sim}_{i,j'}^{\text{chunk}}, \quad (13)$$

where $\lambda \in [0, 1]$ balances the two scores.

To prioritize higher-ranked articles, we allocate a larger chunk quota to the top article: K_1 chunks for the first article and K_2 for each of the remaining $D - 1$ articles ($K_1 > K_2$). The top-scoring K_1 (or K_2) chunks per article are selected, forming the final chunk set:

$$\mathcal{C}_{\text{selected}} = \bigcup_{i=1}^D \{c_{i,(1)}, c_{i,(2)}, \dots, c_{i,(K_i)}\}. \quad (14)$$

3.5 Answer Generation

The selected chunk set $\mathcal{C}_{\text{selected}}$ is concatenated into a coherent context string, which together with the original question q and its corresponding image I_q (or an empty input if the generator is an LLM) is fed into the generator G . The generator produces the final answer A :

$$A = G(q, I_q, \mathcal{C}_{\text{selected}}). \quad (15)$$

4 Experiments

4.1 Datasets and Evaluation Metrics

We use two challenging datasets: E-VQA [Mensink *et al.*, 2023] and InfoSeek [Chen *et al.*, 2023]. Following prior works [Yang *et al.*, 2025b; Yan and Xie, 2024; Cocchi *et al.*, 2025b; Caffagni *et al.*, 2024], we use only single-hop questions for both training and testing to ensure fair comparison (details in Table 1) and adopt their knowledge base settings: the original 2-million-article base for E-VQA and a 100-thousand-article base for InfoSeek.

For VQA evaluation, we adopt each dataset’s official metrics: BEM score for E-VQA [Zhang *et al.*, 2019] and both VQA accuracy and relaxed accuracy for InfoSeek [Antol *et al.*, 2015; Methani *et al.*, 2020]. Retrieval performance is measured via Recall@K. More details on the datasets and their evaluation methods can be found in the Appendix.

Datasets	#Samples		#Articles	
	Train	Test	Train	Valid/Test
InfoSeek	–	71,335	–	100K
E-VQA	190k	4,750	2M	2M

Table 1: Statistics of InfoSeek and E-VQA datasets used in our experiments.

4.2 Implementation Details

Retrieval Details

Following [Yang *et al.*, 2025b; Cocchi *et al.*, 2025b; Yan and Xie, 2024], we encode the query image with EVA-CLIP-8B [Sun *et al.*, 2024] for coarse-grained retrieval, and perform large-scale search via the faiss library from OMGM [Yang *et al.*, 2025b]. As in prior work, we retain the top- K ($K = 20$) results from retrieval (Eq. 2).

Filter Training and Inference

The encoder is initialized with Q-Former weights from the LAVIS library [Li *et al.*, 2023a], using the first 32 embedding vectors as the multimodal fusion feature matrix. Due to the lack of evidence section annotations in InfoSeek, the encoder

is trained on E-VQA and evaluated on both datasets to test generalization.

Training employs hard-negative sampling with 16 image-section pairs per sample (1 positive, 15 negative). For the image in the positive pair, we select offline the most similar image to the query image from multiple Wikipedia images associated with the positive article, using Eva-CLIP for similarity ranking. Among the negative pairs, up to three challenging examples are drawn from sections of the positive article that do not contain the evidence; their corresponding images are the first images of the article.

We train for one epoch on 190K E-VQA samples with learning rate 1×10^{-5} and batch size 4, completing in about 14 hours on two NVIDIA L40 GPUs. Inference hyperparameters are: similarity fusion weight $\alpha = 0.9$ (Eq. 9), temperature $\tau = 0.07$ (Eq. 10), chunk length in Section 3.4 is 512 tokens of the generator’s tokenizer, threshold $\theta = 0.02$ (Eq. 11), article count $U = 3$ (Eq. 11), chunk score weight $\lambda = 0.2$ (Eq. 13), and chunk quotas $K_1 = 3$, $K_2 = 1$ (Eq. 14).

4.3 Main Results

VQA Result

Table 2 presents the performance comparison between QKVQA and baseline models on the E-VQA test set and the InfoSeek validation set. Models are evaluated under three configurations: (1) Base models without any filter augmentation or fine-tuning, including LLaMA-3-8B [Dubey *et al.*, 2024], LLaMA-3.1-8B [Dubey *et al.*, 2024], GPT-4 [Achiam *et al.*, 2023], Qwen2.5-VL-7B [Bai *et al.*, 2025], and GPT-4V [Achiam *et al.*, 2023]; (2) Filter-only fine-tuning, where EchoSight and OMGM are compared; (3) Generator & Filter joint fine-tuning, which includes VLM-PRF [Hong *et al.*, 2025], mKG-RAG [Yuan *et al.*, 2025], ReflectiVA [Cocchi *et al.*, 2025b], and OMGM [Yang *et al.*, 2025b] as comparison methods. To ensure a fair comparison in the joint fine-tuning setting, both our method and OMGM[†] adopt the publicly released fine-tuned generator from ReflectiVA. Among the selected baselines, VLM-PRF, mKG-RAG, and ReflectiVA are filtering methods based on Multimodal Large Language Models (MLLMs), while EchoSight and OMGM are typical non-MLLM filtering methods. Experimental results indicate that typical methods do not fall significantly behind MLLM-based approaches in terms of VQA accuracy, which can be attributed to their focus on a more limited information scope, thereby demonstrating better noise control.

QKVQA achieves the best performance across all settings and metrics. In the filter-only fine-tuning mode using LLaMA-3-8B, QKVQA reaches 53.7% on E-VQA and 34.5% on InfoSeek-Overall, surpassing the previous best model OMGM[†] by 4.0% and 1.4%, respectively.

Under the joint fine-tuning setting with LLaMA-3.1-8B as the generator, the performance gain is more pronounced: QKVQA[†] attains 49.5% on E-VQA, exceeding OMGM[†] by 3.0%, and reaches 44.2% on InfoSeek-Overall, outperforming both VLM-PRF (+3.4%) and OMGM[†] (+3.9%).

When using Qwen2.5-VL-7B as the generator in the filter-only mode, QKVQA maintains its leading advantage: it achieves 53.7% on E-VQA (an improvement of 4.9% over OMGM[†]) and 37.9% on InfoSeek-Overall (an improvement

Method	Generator	Gen. FT	Filter. FT	E-VQA	InfoSeek		
					Unseen-Q	Unseen-E	Overall
LLaMA-3-8B	LLaMA-3-8B	—	—	16.3	1.5	0.0	0.0
LLaMA-3.1-8B	LLaMA-3.1-8B	—	—	16.5	2.1	0.0	0.0
GPT-4	GPT-4	—	—	21.9	7.3	5.0	5.9
Qwen2.5-VL-7B	Qwen2.5-VL-7B	—	—	23.6	22.8	24.1	23.7
GPT-4V	GPT-4V	—	—	26.9	15.0	14.3	14.6
EchoSight	LLaMA-3-8B	×	✓	41.8	—	—	31.3
OMGM [†]	LLaMA-3-8B	×	✓	<u>49.7</u>	<u>34.2</u>	<u>32.1</u>	<u>33.1</u>
QKVQA (ours)	LLaMA-3-8B	×	✓	53.7 +4.0%	34.8 +0.6%	34.2 +2.1%	34.5 +1.4%
VLM-PRF	LLaMA-3.1-8B	✓	✓	36.3	41.3	40.6	40.8
mKG-RAG	LLaMA-3.1-8B	✓	✓	38.4	<u>41.4</u>	<u>39.6</u>	40.5
ReflectiVA	LLaMA-3.1-8B	✓	✓	35.5	40.4	39.8	40.1
OMGM [‡]	LLaMA-3.1-8B	✓	✓	<u>46.5</u>	41.0	39.6	40.3
QKVQA[‡] (ours)	LLaMA-3.1-8B	✓	✓	49.5 +3.0%	45.0 +3.6%	43.5 +3.9%	44.2 +3.4%
OMGM [†]	Qwen2.5-VL-7B	×	✓	<u>48.8</u>	<u>35.4</u>	<u>32.9</u>	<u>34.1</u>
QKVQA (ours)	Qwen2.5-VL-7B	×	✓	53.7 +4.9%	38.2 +2.8%	37.6 +4.7%	37.9 +3.8%

Table 2: VQA accuracy comparison with the baselines. Gen. FT and Filter. FT indicate whether the generator and filter of the method were fine-tuned, respectively. Best in bold, second-best underlined. The marker [†] represents our reproductions, The marker [‡] represents using the fine-tune generator supported by ReflectiVA.

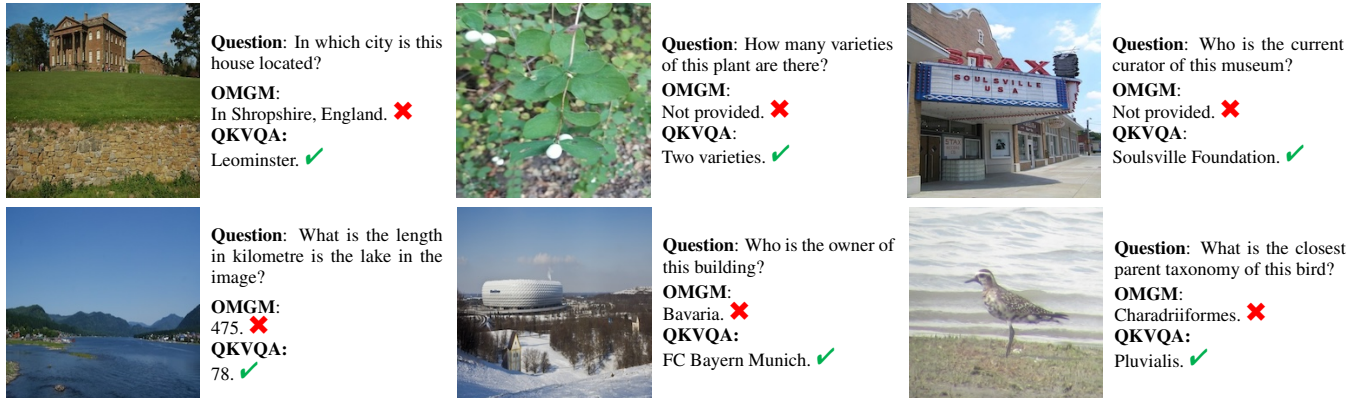


Figure 4: Qualitative comparison between OMGM and our proposed QKVQA method on E-VQA (top row) and InfoSeek (bottom row) image-question pairs. For OMGM in each row: the first two cases show article selection errors, while the last one exhibits intra-article information selection errors. Our QKVQA method successfully alleviates these issues and generates more accurate answers.

of 3.8% over OMGM[†]). The consistent performance gains across diverse generator architectures not only validate the effectiveness of the QFF and CDA modules but also demonstrate the strong portability of our filtering approach.

Analysis of Two Key Error Types

To investigate the improvement mechanism of QKVQA, we analyze it based on two core errors: article selection error and intra-article information selection error. Figure 4 presents qualitative comparisons. Based on information coverage and answer correctness, we classify samples into four types: ASS (correct article ranked first with correct answer), AFS (correct article not ranked first but answer correct), ASF (correct article ranked first but answer wrong), and AFF (correct arti-

cle not ranked first and answer wrong). Experimental results show that the increased ASS ratio and improved AFS metric confirm that, through QFF filtering and CDA’s dynamic multi-article selection, QKVQA more effectively incorporates relevant articles into the information pool, mitigating article selection errors while the information gain significantly outweighs introduced noise. Furthermore, the model substantially reduces intra-article information errors—ASF rates on both datasets are lower than OMGM.

Retrieval Result

We evaluate QFF on the E-VQA and InfoSeek datasets with a retrieval scope of 20 articles (Table 5). The results show consistent recall improvements across all metrics. On E-VQA,

QFF		CDA			E-VQA	InfoSeek		
Fine-tuning	Question-focused	Chunk-based	Multi-chunk	Multi-article		Unseen-Q	Unseen-E	Overall
×	×	×	×	×	36.17	17.74	17.23	17.48
✓	×	×	×	×	49.39	34.92	30.83	32.75
✓	✓	×	×	×	50.19	37.17	34.72	35.90
✓	✓	✓	×	×	50.55	36.62	34.57	35.57
✓	✓	✓	✓	×	50.59	37.45	36.64	37.04
✓	✓	✓	✓	✓	53.73	38.16	37.58	37.87

Table 3: Ablation study results on E-VQA and InfoSeek to validate the effectiveness of our model components.

Dataset	Method	ASS↑	AFS↑	ASF↓	AFF↓
E-VQA	OMGM	36.38	12.42	6.13	45.07
	QKVQA	37.31	16.42	5.60	40.67
InfoSeek	OMGM	28.60	4.91	34.84	31.64
	QKVQA	30.87	6.86	32.81	29.46

Table 4: Performance comparison of our method (QKVQA) and OMGM on two types of problem-related metrics. ASS and AFS are higher the better (↑); ASF and AFF are lower the better (↓).

QFF improves R@1 by 24.24%, raises R@5 to 55.94%, and increases R@10 to 58.11%. On InfoSeek, QFF improves R@1 by 11.47%, boosts R@5 to 80.49%, and enhances R@10 to 83.50%. QFF effectively guides the retrieval system to focus on relevant sections, significantly improving article selection capability.

Dataset	Method	R@1	R@5	R@10	R@20
E-VQA	w/o. QFF	18.67	41.18	49.62	58.67
	w. QFF	42.91	55.94	58.11	58.67
InfoSeek	w/o. QFF	52.21	73.70	79.80	84.66
	w. QFF	63.68	80.49	83.50	84.66

Table 5: The effect of QFF on the retrieval results.

4.4 Ablation Study

We analyze the contribution of each component through ablation studies (Table 3). Using the Qwen2.5-VL-7B model on the E-VQA and InfoSeek datasets, we progressively incorporate modules starting from a baseline.

Before implementing the CDA module, we uniformly take the most relevant section from the first article filtered by QFF. On both datasets, basic fine-tuning of QFF alone leads to a significant performance leap (E-VQA from 36.17% to 49.39%; InfoSeek Overall from 17.48% to 32.75%), demonstrating the necessity of fine-tuning the filter. Further introducing the question-focused mechanism improves performance (E-VQA to 50.19%; InfoSeek Overall to 35.90%), confirming that QFF can effectively guide article filtering by focusing on question semantics.

We then gradually enable the components of the CDA module: replacing section-based processing with chunk-based processing results in a slight performance gain on E-VQA (from 50.19% to 50.55%), indicating the advantage of fine-grained processing. However, on InfoSeek, where articles are typically longer and the number of candidate chunks increases significantly, the model becomes more prone to missing information, leading to a minor performance drop (Overall from 35.90% to 35.57%). Intro-

ducing the multi-chunks mechanism yields limited improvement on E-VQA (only a marginal increase from 50.55% to 50.59%), likely because the articles in this dataset are relatively short, posing less challenge from information omission; on InfoSeek, however, it brings a clear improvement (Overall from 35.57% to 37.04%). Finally, the complete CDA module (including dynamic multi-article selection) achieves the best performance on both datasets (E-VQA 53.73%; InfoSeek Overall 37.87%), indicating that when collaborating with QFF, the benefits brought by dynamically integrating multiple articles and fine-grained selection significantly outweigh the potential impact of introduced noise. Notably, the performance improvement on E-VQA (+3.14%) is substantially larger than that on InfoSeek (+0.83%), which may be attributed to the lower initial recall of QFF on E-VQA compared to InfoSeek, allowing the cross-article and fine-grained filtering mechanisms to yield greater room for improvement.

Method	Ret. Time	Fil. Time	Inf. Time	Total	VQA Result
OMGM	0.08	1.91	1.30	3.29	48.8
QKVQA	0.08	2.05	1.85	3.98	53.7

Table 6: VQA performance and average computational time on the E-VQA dataset. Ret., Fil., and Inf. denote the retrieval, filtering, and generator inference times, respectively.

4.5 Efficiency Analysis

Table 6 compares the time consumption at each stage between the proposed method and OMGM. Although the total time per instance for our method (3.98 s) is slightly higher than that for OMGM (3.29 s), it achieves a significant improvement of 4.9% in VQA accuracy. This demonstrates that our approach maintains comparable efficiency to typical methods while attaining a better trade-off between accuracy and efficiency.

5 Conclusion

This paper presents QKVQA, a question-focused filtering framework for KB-VQA, designed to mitigate article selection and intra-article information selection errors. The framework consists of a question-focused filter, which incorporates question intent during the encoding of candidate sections, and a chunk-based dynamic multi-article selection module, which performs fine-grained cross-article filtering. Experiments on the E-VQA and InfoSeek datasets demonstrate that QKVQA outperforms state-of-the-art methods, confirming its effectiveness.

References

- [Achiam *et al.*, 2023] Josh Achiam, Steven Adler, Sandhini Agarwal, Lama Ahmad, Ilge Akkaya, Florencia Leoni Aleman, Diogo Almeida, Janko Altschmidt, Sam Altman, Shyamal Anadkat, et al. Gpt-4 technical report. *arXiv preprint arXiv:2303.08774*, 2023.
- [Alayrac *et al.*, 2022] Jean-Baptiste Alayrac, Jeff Donahue, Pauline Luc, Antoine Miech, Iain Barr, Yana Hasson, Karel Lenc, Arthur Mensch, Katherine Millican, Malcolm Reynolds, et al. Flamingo: a Visual Language Model for Few-Shot Learning. In *NeurIPS*, 2022.
- [Antol *et al.*, 2015] Stanislaw Antol, Aishwarya Agrawal, Jiasen Lu, Margaret Mitchell, Dhruv Batra, C Lawrence Zitnick, and Devi Parikh. Vqa: Visual question answering. In *Proceedings of the IEEE international conference on computer vision*, pages 2425–2433, 2015.
- [Bai *et al.*, 2025] Shuai Bai, Keqin Chen, Xuejing Liu, Jialin Wang, Wenbin Ge, Sibao Song, Kai Dang, Peng Wang, Shijie Wang, Jun Tang, et al. Qwen2.5-VL Technical Report. *arXiv preprint arXiv:2502.13923*, 2025.
- [Caffagni *et al.*, 2024] Davide Caffagni, Federico Cocchi, Nicholas Moratelli, Sara Sarto, Marcella Cornia, Lorenzo Baraldi, and Rita Cucchiara. Wiki-LLaVA: Hierarchical Retrieval-Augmented Generation for Multimodal LLMs. In *CVPR Workshops*, 2024.
- [Chen *et al.*, 2023] Yang Chen, Hexiang Hu, Yi Luan, Haitian Sun, Soravit Changpinyo, Alan Ritter, and Ming-Wei Chang. Can Pre-trained Vision and Language Models Answer Visual Information-Seeking Questions? In *EMNLP*, 2023.
- [Chen *et al.*, 2024] Jianlyu Chen, Shitao Xiao, Peitian Zhang, Kun Luo, Defu Lian, and Zheng Liu. M3-embedding: Multi-linguality, multi-functionality, multi-granularity text embeddings through self-knowledge distillation. In Lun-Wei Ku, Andre Martins, and Vivek Srikumar, editors, *Findings of the Association for Computational Linguistics: ACL 2024*, pages 2318–2335, Bangkok, Thailand, August 2024. Association for Computational Linguistics.
- [Cocchi *et al.*, 2025a] Federico Cocchi, Nicholas Moratelli, Davide Caffagni, Sara Sarto, Lorenzo Baraldi, Marcella Cornia, and Rita Cucchiara. LLaVA-MORE: A Comparative Study of LLMs and Visual Backbones for Enhanced Visual Instruction Tuning. In *ICCV Workshops*, 2025.
- [Cocchi *et al.*, 2025b] Federico Cocchi, Nicholas Moratelli, Marcella Cornia, Lorenzo Baraldi, and Rita Cucchiara. Augmenting Multimodal LLMs with Self-Reflective Tokens for Knowledge-based Visual Question Answering. In *CVPR*, 2025.
- [Compagnoni *et al.*, 2025] Alberto Compagnoni, Marco Morini, Sara Sarto, Federico Cocchi, Davide Caffagni, Marcella Cornia, Lorenzo Baraldi, and Rita Cucchiara. Reag: Reasoning-augmented generation for knowledge-based visual question answering. *arXiv preprint arXiv:2511.22715*, 2025.
- [Da *et al.*, 2025] Longchao Da, Parth Mitesh Shah, Kuan-Ru Liou, Jiaxing Zhang, and Hua Wei. Ge-chat: A graph enhanced rag framework for evidential response generation of llms. In *IJCAI*, 2025.
- [Dubey *et al.*, 2024] Abhimanyu Dubey, Abhinav Jauhri, Abhinav Pandey, Abhishek Kadian, Ahmad Al-Dahle, Aiesha Letman, Akhil Mathur, Alan Schelten, Amy Yang, Angela Fan, et al. The Llama 3 Herd of Models. *arXiv preprint arXiv:2407.21783*, 2024.
- [Hong *et al.*, 2025] Yuyang Hong, Jiaqi Gu, Qi Yang, Lubin Fan, Yue Wu, Ying Wang, Kun Ding, Shiming Xiang, and Jieping Ye. Knowledge-based Visual Question Answer with Multimodal Processing, Retrieval and Filtering. In *NeurIPS*, 2025.
- [Jain *et al.*, 2025] Anubhooti Jain, Mayank Vatsa, and Richa Singh. Words over pixels? rethinking vision in multimodal large language models. In *Proceedings of the Thirty-Fourth International Joint Conference on Artificial Intelligence (IJCAI-25) Survey Track*, pages 10481–10489, 2025.
- [Khatab and Zaharia, 2020] Omar Khatab and Matei Zaharia. Colbert: Efficient and effective passage search via contextualized late interaction over bert. In *Proceedings of the 43rd International ACM SIGIR conference on research and development in Information Retrieval*, pages 39–48, 2020.
- [Kim *et al.*, 2025] Min Hyuk Kim, Changheon Kim, and Seok Bong Yoo. X-flora: Cross-modal federated learning with modality-expert lora for medical vqa. In *Proceedings of the 2025 Conference on Empirical Methods in Natural Language Processing*, pages 8390–8408, 2025.
- [Lewis *et al.*, 2020] Patrick Lewis, Ethan Perez, Aleksandra Piktus, Fabio Petroni, Vladimir Karpukhin, Naman Goyal, Heinrich K ttler, Mike Lewis, Wen-tau Yih, Tim Rockt schel, et al. Retrieval-Augmented Generation for Knowledge-Intensive NLP Tasks. In *NeurIPS*, 2020.
- [Li *et al.*, 2023a] Dongxu Li, Junnan Li, Hung Le, Guangsen Wang, Silvio Savarese, and Steven C.H. Hoi. LAVIS: A one-stop library for language-vision intelligence. In Danushka Bollegala, Ruihong Huang, and Alan Ritter, editors, *Proceedings of the 61st Annual Meeting of the Association for Computational Linguistics (Volume 3: System Demonstrations)*, pages 31–41, Toronto, Canada, July 2023. Association for Computational Linguistics.
- [Li *et al.*, 2023b] Junnan Li, Dongxu Li, Silvio Savarese, and Steven Hoi. Blip-2: Bootstrapping language-image pre-training with frozen image encoders and large language models. In *International conference on machine learning*, pages 19730–19742. PMLR, 2023.
- [Lin *et al.*, 2024] Weizhe Lin, Jingbiao Mei, Jinghong Chen, and Bill Byrne. PreFLMR: Scaling Up Fine-Grained Late-Interaction Multi-modal Retrievers. In *ACL*, 2024.
- [Ling *et al.*, 2025] Zihan Ling, Zhiyao Guo, Yixuan Huang, Yi An, Shuai Xiao, Jinsong Lan, Xiaoyong Zhu, and Bo Zheng. Mmkb-rag: A multi-modal knowledge-based

- retrieval-augmented generation framework. *arXiv preprint arXiv:2504.10074*, 2025.
- [Liu *et al.*, 2024] Haotian Liu, Chunyuan Li, Yuheng Li, and Yong Jae Lee. Improved Baselines with Visual Instruction Tuning. In *CVPR*, 2024.
- [Luo *et al.*, 2025] Yang Luo, Qingni Shen, and Zhonghai Wu. Ma-rag: Automating role engineering for restful apis with multi-head attention and retrieval-augmented generation. In *Proceedings of the Thirty-Fourth International Joint Conference on Artificial Intelligence*, pages 7607–7615, 2025.
- [Mai *et al.*, 2025] Chengcheng Mai, Yuxiang Wang, Ziyu Gong, Hanxiang Wang, and Yihua Huang. Knowra: Knowledge retrieval augmented method for document-level relation extraction with comprehensive reasoning abilities. In *IJCAI*, 2025.
- [Marino *et al.*, 2019] Kenneth Marino, Mohammad Rastegari, Ali Farhadi, and Roozbeh Mottaghi. Ok-VQA: A Visual Question Answering Benchmark Requiring External Knowledge. In *CVPR*, 2019.
- [Marino *et al.*, 2021] Kenneth Marino, Xinlei Chen, Devi Parikh, Abhinav Gupta, and Marcus Rohrbach. Krisp: Integrating implicit and symbolic knowledge for open-domain knowledge-based vqa. In *Proceedings of the IEEE/CVF conference on computer vision and pattern recognition*, pages 14111–14121, 2021.
- [Mensink *et al.*, 2023] Thomas Mensink, Jasper Uijlings, Luis Castrejon, Arushi Goel, Felipe Cadar, Howard Zhou, Fei Sha, André Araujo, and Vittorio Ferrari. Encyclopedic VQA: Visual Questions About Detailed Properties of Fine-Grained Categories. In *ICCV*, 2023.
- [Methani *et al.*, 2020] Nitesh Methani, Pritha Ganguly, Mitesh M Khapra, and Pratyush Kumar. Plotqa: Reasoning over scientific plots. In *Proceedings of the IEEE/CVF Winter Conference on Applications of Computer Vision*, pages 1527–1536, 2020.
- [Schwenk *et al.*, 2022] Dustin Schwenk, Apoorv Khandelwal, Christopher Clark, Kenneth Marino, and Roozbeh Mottaghi. A-OKVQA: A Benchmark for Visual Question Answering Using World Knowledge. In *ECCV*, 2022.
- [Shah *et al.*, 2019] Sanket Shah, Anand Mishra, Naganand Yadati, and Partha Pratim Talukdar. KVQA: Knowledge-aware Visual Question Answering. In *AAAI*, 2019.
- [Si *et al.*, 2023] Qingyi Si, Yuchen Mo, Zheng Lin, Huihan Ji, and Weiping Wang. Combo of thinking and observing for outside-knowledge vqa. *arXiv preprint arXiv:2305.06407*, 2023.
- [Srivanthi *et al.*, 2025] Settaluri Lakshmi Srivanthi, Pulkit Agarwal, Debjyoti Mondal, Rituraj Singh, Subhadarshi Panda, Ankit Mishra, Kiran Pradeep, Srihari KB, Godawari Sudhakar Rao, and Pushpak Bhattacharyya. Rg-vqa: Leveraging retriever-generator pipelines for knowledge intensive visual question answering. In *Findings of the Association for Computational Linguistics: EMNLP 2025*, pages 24048–24060, 2025.
- [Sun *et al.*, 2024] Quan Sun, Jinsheng Wang, Qiyang Yu, Yufeng Cui, Fan Zhang, Xiaosong Zhang, and Xinlong Wang. EVA-CLIP-18B: Scaling CLIP to 18 Billion Parameters. *arXiv preprint arXiv:2402.04252*, 2024.
- [Tian *et al.*, 2025] Yang Tian, Fan Liu, Jingyuan Zhang, Yupeng Hu, Liqiang Nie, et al. Core-mmrag: Cross-source knowledge reconciliation for multimodal rag. *arXiv preprint arXiv:2506.02544*, 2025.
- [Tschannen *et al.*, 2025] Michael Tschannen, Alexey Gritsenko, Xiao Wang, Muhammad Ferjad Naeem, Ibrahim Alabdulmohsin, Nikhil Parthasarathy, Talfan Evans, Lucas Beyer, Ye Xia, Basil Mustafa, et al. Siglip 2: Multilingual vision-language encoders with improved semantic understanding, localization, and dense features. *arXiv preprint arXiv:2502.14786*, 2025.
- [Xiao *et al.*, 2025] Rui Xiao, Sanghwan Kim, Mariana-Iuliana Georgescu, Zeynep Akata, and Stephan Alaniz. Flair: Vlm with fine-grained language-informed image representations. In *Proceedings of the Computer Vision and Pattern Recognition Conference*, pages 24884–24894, 2025.
- [Yan and Xie, 2024] Yibin Yan and Weidi Xie. EchoSight: Advancing Visual-Language Models with Wiki Knowledge. In *EMNLP Findings*, 2024.
- [Yang *et al.*, 2025a] Shuo Yang, Caren Han, Siwen Luo, and Eduard Hovy. Magic-vqa: Multimodal and grounded inference with commonsense knowledge for visual question answering. In *Findings of the Association for Computational Linguistics: ACL 2025*, pages 16967–16986, 2025.
- [Yang *et al.*, 2025b] Wei Yang, Jingjing Fu, Rui Wang, Jinyu Wang, Lei Song, and Jiang Bian. Omgm: Orchestrate multiple granularities and modalities for efficient multimodal retrieval. In *ACL*, 2025.
- [Yuan *et al.*, 2025] Xu Yuan, Liangbo Ning, Wenqi Fan, and Qing Li. mKG-RAG: Multimodal Knowledge Graph-Enhanced RAG for Visual Question Answering. *arXiv preprint arXiv:2508.05318*, 2025.
- [Zhang *et al.*, 2019] Tianyi Zhang, Varsha Kishore, Felix Wu, Kilian Q Weinberger, and Yoav Artzi. Bertscore: Evaluating text generation with bert. *arXiv preprint arXiv:1904.09675*, 2019.
- [Zhang *et al.*, 2024] Tao Zhang, Ziqi Zhang, Zongyang Ma, Yuxin Chen, Zhongang Qi, Chunfeng Yuan, Bing Li, Junfu Pu, Yuxuan Zhao, Zehua Xie, et al. mR²AG: Multimodal Retrieval-Reflection-Augmented Generation for Knowledge-Based VQA. *arXiv preprint arXiv:2411.15041*, 2024.
- [Zhang *et al.*, 2025] Rui Zhang, Chen Liu, Yixin Su, Ruixuan Li, Xuanjing Huang, Xuelong Li, and Philip S Yu. A comprehensive survey on multimodal rag: All combinations of modalities as input and output. *Authorea Preprints*, 2025.
- [Zhu *et al.*, 2025] Huanjia Zhu, Yishu Liu, Xiaozhao Fang, Guangming Lu, and Bingzhi Chen. Cause-effect driven optimization for robust medical visual question answering with language biases. In *IJCAI*, 2025.

QKVQA: Question-Focused Filtering for Knowledge-based VQA

A Prompts Details in QKVQA

A.1 LLM for E-VQA

System Prompt

Answer the encyclopedic question about the given image. Don't mention the visual content of image in your output. Directly output the answer of the question according to the context.
You are a helpful assistant for answering encyclopedic questions.
If the context does not contain the information required to answer the question, you should answer the question using internal model knowledge.

User Prompt

- Context: { *Chunks* }
- Question: { *Textual question* }
The answer is:

A.2 VLM for E-VQA

System Prompt

Answer the encyclopedic question about the given image. Don't mention the visual content of image in your output. Directly output the answer of the question according to the context.
If the context does not contain the information required to answer the question, you should answer the question using internal model knowledge.

User Prompt

- Context: { *Chunks* }
- Question: { *Textual question* }
{ *Query Image* }
The answer is:

A.3 LLM for InfoSeek

System Prompt

Answer the encyclopedic question about the given image. Don't mention the visual content of image in your output. Directly output the answer of the question according to the context.
You are a helpful assistant for answering encyclopedic questions. Do not answer anything else.
If you need to answer questions about numbers or time, please output the corresponding numerical format directly. If the context does not contain the information required to answer the question, you should answer the question using internal model knowledge.
There is an example:
- Context: # Wiki Article: Dolomites
Section Title: Dolomites
The Dolomites, also known as the Dolomite Mountains, Dolomite Alps or Dolomitic Alps, are a mountain range located in northeastern Italy. The Dolomites are located in the regions of Veneto, Trentino-Alto Adige/Südtirol and Friuli Venezia Giulia, covering an area shared between the provinces of Belluno, Vicenza, Verona, Trentino, South Tyrol, Udine and Pordenone.
- Question: Which city or region does this mountain locate in?
Just answer the questions, no explanations needed.
Short answer is: Province of Belluno

User Prompt

- Context: { *Chunks* }
- Question: { *Textual question* }
Just answer the questions, no explanations needed.
Short answer is:

A.4 VLM for InfoSeek

System Prompt

Answer the encyclopedic question about the given image. Don't mention the visual content of image in your output. Directly output the answer of the question according to the context.

If you need to answer questions about numbers or time, please output the corresponding numerical format directly. If the context does not contain the information required to answer the question, you should answer the question using internal model knowledge.

There is an example:

- Context: # Wiki Article: Dolomites

Section Title: Dolomites

The Dolomites, also known as the Dolomite Mountains, Dolomite Alps or Dolomitic Alps, are a mountain range located in northeastern Italy. The Dolomites are located in the regions of Veneto, Trentino-Alto Adige/Südtirol and Friuli Venezia Giulia, covering an area shared between the provinces of Belluno, Vicenza, Verona, Trentino, South Tyrol, Udine and Pordenone.

- Question: Which city or region does this mountain locate in?

Just answer the questions, no explanations needed.

Short answer is: Province of Belluno

User Prompt

- Context: { *Chunks* }

- Question: { *Textual question* }

{ *Query Image* }

Just answer the questions, no explanations needed.

Short answer is:

B Dataset Details

Encyclopedic Visual Question Answering Dataset

This dataset consists of approximately 221,000 question-answer pairs associated with 16,700 distinct fine-grained entities. Each entity is depicted by a maximum of five images. The fine-grained entities and their corresponding images are sourced from the iNaturalist 2021 dataset and the Google Landmarks Dataset V2. Furthermore, the dataset incorporates a structured knowledge base extracted from WikiWeb2M, encompassing 2 million Wikipedia articles accompanied by images, which provides supporting evidence for the answers. Questions within the dataset are categorized as single-hop or multi-hop based on the reasoning complexity required. The data splits include training, validation, and test sets, containing 1 million, 13,000, and 5,800 triplets, respectively. To ensure fair performance comparisons with existing literature, our experiments focus exclusively on single-hop questions for both training and evaluation phases.

To assess the effectiveness of our proposed retrieval-augmented large language model framework for visual question answering, we employ two standard evaluation met-

rics. For answer prediction quality, we adopt the BERT-based Evaluation Metric (BEM) score. This metric computes similarity between the predicted answer and the reference using a BERT model fine-tuned specifically for assessing answer similarity. Compared to conventional VQA evaluation metrics, this approach more robustly handles semantically correct answers that may not exactly match the annotated reference. Recall@K measures the retrieval performance by calculating the fraction of test instances where the ground-truth entity is present among the top-k retrieved results.

InfoSeek Dataset

This collection includes 1.3 million image-question-answer triplets corresponding to around 11,000 visual entities curated from the OVEN dataset. It contains 8,900 manually crafted visual information-seeking questions along with 1.3 million automatically generated ones. The triplets are partitioned into training, validation, and test subsets, comprising roughly 934,000, 73,000, and 348,000 samples, respectively. As ground-truth annotations for the test set are unavailable, all evaluations are performed on the validation split. Notably, both validation and test sets feature questions involving entities or queries not encountered during training. Additionally, the dataset provides access to a knowledge base of 6 million Wikipedia entities. Aligning with prior studies such as EchoSight, a subset of 100,000 entities is utilized, ensuring coverage of the 6,741 entities relevant to the training and validation questions. During the process of gathering images from Wikipedia pages for these entities, a minimal number of validation samples were found to correspond to correct entities lacking associated images. Following the methodology of EchoSight and OMGM, these samples are filtered out. Evaluations are thus conducted on the remaining 71,335 validation instances, representing 96.9% of the original validation set, thereby minimizing any potential impact on the final results.

Following the specific evaluation protocol of InfoSeek, two distinct metrics are applied based on answer types. For questions requiring string-based answers, such as entity names, we report accuracy using the VQA Accuracy metric. This metric accommodates multiple valid answers by considering minor phrasing variations as correct. A model's response is judged correct if it matches any of the acceptable answers exactly. For questions expecting numerical answers, the Relaxed Accuracy metric is used, where a prediction is considered correct if it falls within a predefined tolerance range around the ground-truth value. For retrieval assessment, Recall@K is retained as the evaluation metric, consistent with the approach for the Encyclopedic VQA dataset.

C Qualitative Results

For a comprehensive evaluation of the proposed QKVQA model, we present additional qualitative results in Figures 5 and 6, comparing them with answers generated by OMGM. These results are based on sample image-question pairs from the Encyclopedic-VQA and InfoSeek datasets, respectively.

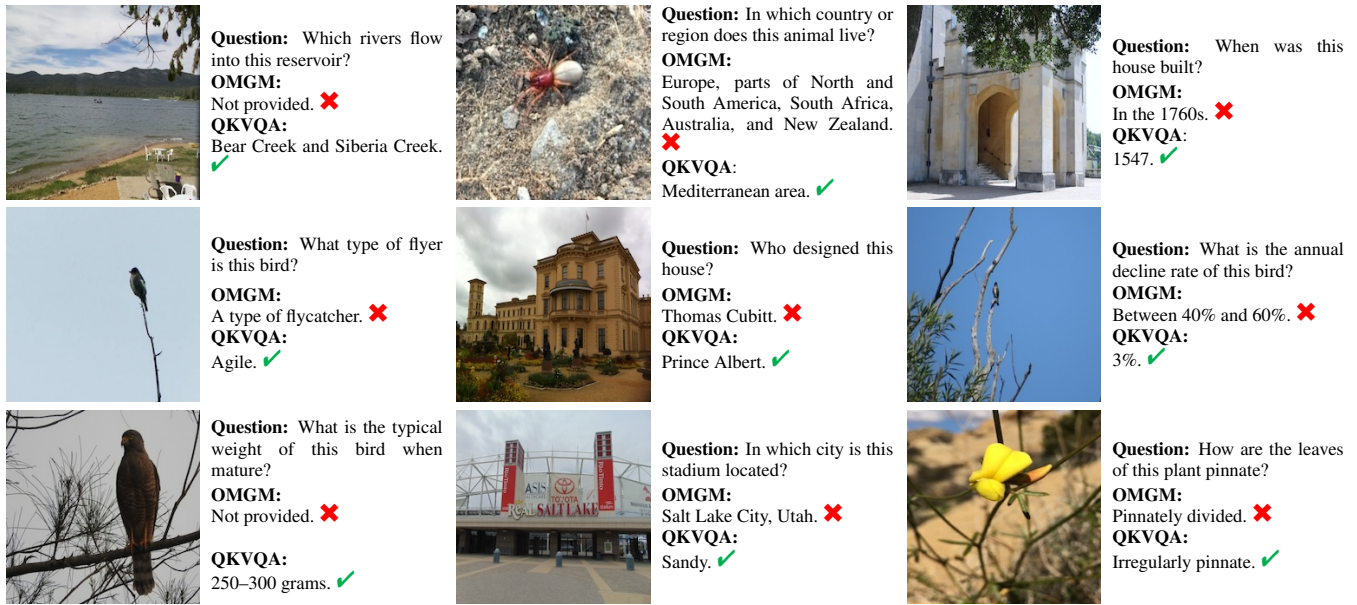


Figure 5: Additional qualitative results on image-question pairs from Encyclopedic-VQA, where we compare the answers provided by QKVQA with those from OMGM. The first two rows demonstrate article selection errors by OMGM, while the last row shows an intra-article information selection error. Our QKVQA method provides correct answers in all cases.

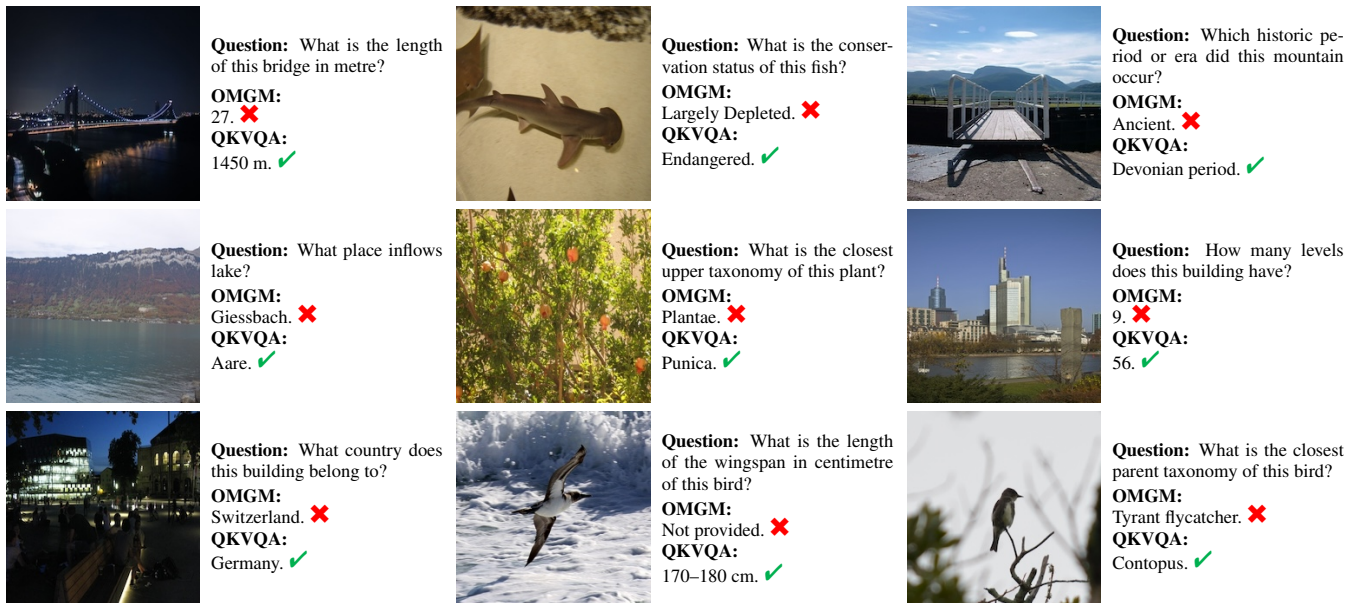


Figure 6: Additional qualitative results on image-question pairs from InfoSeek, where we compare the answers provided by QKVQA with those from OMGM. The first two rows demonstrate article selection errors by OMGM, while the last row shows an intra-article information selection error. Our QKVQA method provides correct answers in all cases.