

A Security Framework for Chemical Functions

Frederik Walter, Hrishi Narayanan, Jessica Bariffi, Anne Lüscher, Rawad Bitar, Robert Grass,
Antonia Wachter-Zeh, and Zohar Yakhini

Abstract

In this paper, we introduce chemical functions, a unified framework that models chemical systems as noisy challenge–response primitives, and formalize the associated chemical function infrastructure. Building on the theory of physical functions, we rigorously define robustness, unclonability, and unpredictability for chemical functions in both finite and asymptotic regimes, and specify security games that capture the adversary’s power and the security goals. We instantiate the framework with two existing DNA-based constructions (operable random DNA and Genomic Sequence Encryption) and derive quantitative bounds for robustness, unclonability, and unpredictability. Our analysis develops maximum-likelihood verification rules under sequencing noise and partial-edit models, and provides high-precision estimates based on binomial distributions to guide parameter selection. The framework, definitions, and analyses yield a reproducible methodology for designing chemically unclonable authentication mechanisms. We demonstrate applications to in-product authentication and to shared key generation using standard extraction techniques.

Index Terms

Chemically Unclonable Function, CUF, Operable Random DNA, Genomic Sequence Encryption, Cryptography, Message Authentication, DNA-based Authentication, In-Product Authentication

I. INTRODUCTION

Across supply chains, healthcare, and critical infrastructure, there is an ever-present need to bind trust to the physical world. While cryptography provides rigorous guarantees for digital artifacts, ensuring authenticity, integrity, and provenance of physical matter remains challenging. Modern taggants, labels,

F. Walter, H. Narayanan, J. Bariffi, R. Bitar and A. Wachter-Zeh are with the Department of Computer Engineering, Technical University of Munich, Germany.

A. Lüscher and R. Grass are with the Department of Chemistry and Applied Biosciences, ETH Zürich, Switzerland.

Z. Yakhini is with the School of Computer Science, Reichmann University, Herzlia, Israel and with the Computer Science Faculty, Technion, Haifa, Israel.

and device-bound fingerprints (e.g., *Physically Unclonable Functions* (PUFs)) offer valuable anchors but are typically confined to surfaces, specific components, or narrowly scoped measurement setups. This motivates security mechanisms whose guarantees arise from the behavior of chemical systems themselves—mechanisms that can be embedded throughout materials and verified via standard laboratory operations.

We advocate a unifying view based on chemical functions: mappings from chemical states (e.g., compositions, structures, or sequence pools) and admissible operations (e.g., amplification, separation, hybridization, or reaction protocols) to measurable outputs (e.g., sequencing reads, spectra, or amplification curves). In this view, the complexity originates in intrinsic physical, chemical, or biological processes. This generalizes hardware-centric notions such as PUFs to settings where the function is realized by chemistry, and where the verifier interacts by applying laboratory procedures under a specified protocol. *Chemically Unclonable Functions* (CUFs) as first introduced in [1] arise as an important subclass: they are designed so that reproducing an equivalent chemical object is infeasible even for powerful adversaries with laboratory access. We see the key difference between chemical functions and physical functions as the ability to be divided into smaller parts and distributed across space, whereas physical functions are usually bound to a specific device or component.

Despite rapid progress, prior works are often presented with domain-specific abstractions and incomparable metrics, making it difficult to assess fundamental trade-offs, reason about adversarial capabilities, or compose mechanisms. In particular, a lack of common terminology for (i) parties and roles, (ii) power of the adversary, (iii) security goals, and (iv) security notions (e.g., unclonability, unpredictability) hinders systematic analysis.

This paper introduces a framework for chemical functions that abstracts chemical mechanisms into analyzable components and aligns them with cryptographic methodology. We formalize the components of chemical functions and the necessary infrastructure, adversary power, security goals, and specific properties of chemical functions.

Concretely, our contributions are:

- We define the chemical function abstraction that generalizes device-focused notions (e.g., PUFs) to chemistry-driven divisible settings and captures CUFs as a special case.
- We define key properties of chemical functions relevant to their practical application in security applications.
- We formulate security goals and adversary capabilities for unclonability and unpredictability.
- We instantiate the framework with chemical authentication schemes and *Deoxyribonucleic acid* (DNA)-based mechanisms, including operable random sequence pools and genomic sequence en-

ryption, showing how protocol choices and measurement noise map to security and reliability guarantees.

By decoupling chemical specifics from security reasoning, the framework enables principled design, analysis, and comparison of chemical functions. It clarifies how chemical operations act as cryptographic resources, how access policies constrain adversaries, and how verification can be made robust in realistic laboratory conditions.

The paper is organized as follows. In Section II we introduce preliminary concepts such as message authentication schemes and classical security notions, and we discuss related works needed throughout the paper. Translating the terminology and concepts of physically unclonable functions, we introduce the chemical function framework in Section III. In Section IV, we develop properties and metrics relevant to the security and reliability of chemical functions in both a finite and an asymptotic domain. We show how chemical functions can be used to realize authentication schemes and key generation protocols in Section V. In Section VI, we reformulate the genomic sequence encryption scheme from [2] as a possible authentication scheme and apply our framework to that chemical function. Finally, Section VII concludes the paper and outlines future directions.

II. PRELIMINARIES AND RELATED WORKS

In this section, we recap the main definitions and concepts that lay the mathematical and historical foundation needed throughout this paper. For the analysis of existing schemes, we will use \mathbb{F}_q to denote a finite field of order q where q is a prime power. Additionally, for any length- n vector $x \in \mathbb{F}_q^n$ we denote by $\text{wt}_H(x)$ its *Hamming weight*, that is $\text{wt}_H(x) = |\{i = 1, \dots, n \mid x_i \neq 0\}|$. Similarly, for $x, y \in \mathbb{F}_q^n$, we use $d_H(x, y)$ to denote their *Hamming distance*, i.e., the number of positions in which x and y differ.

A. Authentication Schemes

Authentication schemes are protocols used to verify the identity of a party or the integrity of data. That is, a receiver of a message is able to verify the sender’s identity (*authentication*) as well as the integrity of the message to make sure it has not been altered (*integrity*). We require that such a scheme cannot be broken using a polynomial-time attack with “relatively good probability” of success. The polynomial running time, as well as the probability of success of the attack, are defined as functions of a previously fixed *security parameter* n , which is publicly known, e.g., also to any adversary. In other words, an authentication scheme is considered to be secure if no polynomial-time attack can break the system with non-negligible probability.

In the following, we focus on symmetric authentication schemes. That is, we assume that the communicating parties share common secret information, which is the *secret key*. One of the most prominent symmetric authentication schemes is a *Message Authentication Code System* (MACS). To ensure that the received message identifies its sender and has not been tampered with, a tag is added to the message using the shared secret key. In a nutshell, a MACS is a protocol consisting of the following three main steps: key generation, tagging, and verification.

Definition 1. (MACS [3, Definition 4.1]) Given a security parameter n , a *Message Authentication Code System* (MACS) is an authentication protocol given by a triple $(\text{KeyGen}, \text{MAC}, \text{Verify})$ of probabilistic polynomial-time algorithms defined as follows.

- 1) The algorithm KeyGen randomly generates a key $k \in \{0, 1\}^N$ with $N \geq n$.
- 2) The authentication algorithm is a function MAC_k with respect to a given $k \in \{0, 1\}^N$ mapping a message $m \in \{0, 1\}^*$ of arbitrary length $*$ to a tag $t \in \{0, 1\}^*$, i.e., $t = \text{MAC}_k(m)$.
- 3) Taking the inputs k, m and t , the algorithm Verify outputs a bit $b \in \{0, 1\}$, with $b = 1$ meaning valid and $b = 0$ meaning invalid.
- 4) For any positive integer n , any key $k \in \{0, 1\}^n$ and any message $m \in \{0, 1\}^*$ the verification algorithm must satisfy $\text{Verify}_k(m, \text{MAC}_k(m)) = 1$.

For a MACS to be secure, we want an attack to have only a “small probability of success”. This means, any attack’s success probability should grow slower than $p(n)^{-1}$, where p is a polynomial in the security parameter n . We refer to such a function as *negligible* defined as follows.

Definition 2. (Negligible Function [3, Definition 3.5]) A function $f : \mathbb{N} \rightarrow \mathbb{R}_{\geq 0}$ is said to be *negligible* if for every polynomial $p(n)$ there exists a positive integer N such that for all integers $n > N$ it holds that $f(n) < p(n)^{-1}$. We denote $f \in \text{negl}(n)$.

Mentioning success probabilities of attacks raises the question of what it means for a MACS to be broken. We assume that an adversary has access to an oracle version of the MACS allowing the adversary to request a MACS tag for any message of their choice. Eventually, the MACS scheme is considered to be broken, if in polynomial time the adversary is able to forge a valid signature on any new message, not previously chosen and signed. We formally define this attack scenario as a *security game* analogously to [3].

Definition 3. (Message Authentication Forgery Game MAC-forge) Given a message authentication code system $\Pi = (\text{KeyGen}, \text{MAC}, \text{Verify})$, an adversary \mathcal{A} with oracle access to the authentication algorithm

and a positive integer n . The *message authentication forgery game*, $\text{MAC-forg}_{\mathcal{A}, \Pi}(n)$, is defined as follows.

- 1) Choose a random key $k \in \{0, 1\}^N$ with $N \geq n$.
- 2) The adversary \mathcal{A} repeatedly chooses a message m from the message space, and obtains the tag $t = \text{MAC}_k(m)$. Let \mathcal{Q} denote the set of messages chosen by \mathcal{A} .
- 3) The security game is defined to be successful, i.e., $\text{MAC-forg}_{\mathcal{A}, \Pi}(n) = 1$, if and only if \mathcal{A} is able to generate a message-tag pair (m', t') , where $m' \notin \mathcal{Q}$, that verifies correctly under Verify_k . That is, $\text{Verify}_k(m', t') = 1$.

For a MACS scheme to be considered secure, no polynomial-time attack should succeed in the security game with non-negligible probability. This yields the notion of *existentially unforgeable under an adaptive chosen-message attack* (EUF-CMA) security defined as follows.

Definition 4. (EUF-CMA security [3, Definition 4.2]) Let $\Pi = (\text{KeyGen}, \text{MAC}, \text{Verify})$ be a message authentication code system. We say Π is *existentially unforgeable under an adaptive chosen-message attack* (EUF-CMA) if for all adversaries \mathcal{A} capable of a probabilistic polynomial-time attack, we have

$$\Pr [\text{MAC-forg}_{\mathcal{A}, \Pi}(n) = 1] \in \text{negl}(n).$$

EUF-CMA security is the standard security notion for digital signature schemes and authentication schemes required by the *National Institute of Standards and Technology* (NIST) [4].

B. Physically Unclonable Functions

With the goal of ensuring hardware security, i.e., to protect a secret key in vulnerable hardware, PUFs provide a viable way to securely regenerate keys (see, for instance, [5]–[7]). The concept of a PUF was first introduced by Pappu in [8] using the term Physical One-Way Function, and shortly thereafter in [9] with the term Physical Random Function. Concisely, a PUF is a probabilistic function derived from the behavior of a complex physical object. Upon excitation by possible stimuli (called *challenges*), the function outputs the respective responses. In the last few years, PUFs were used in more advanced cryptographic protocols (e.g., authentication schemes) emerging as a novel cryptographic primitive [10], [11]. In these cryptographic schemes, only the party currently holding the physical object is able to query for responses to chosen challenges. Due to the complexity of the PUF’s challenge-response behavior, it is not feasible using any purely numerical method to predict a response to a randomly generated challenge without holding the PUF at this exact moment of time.

Over the past few years, different notions of PUFs have been introduced capturing different security aspects. In this work, we adopt the framework presented in [12] which we later translate to chemical functions in Section III. There, *Physical Functions* (PFs) are introduced, and the unclonability of the PF is defined as one possible security property. We recap briefly the framework of PFs presented in [12]. A new instantiation of a PF can be obtained by the generation process Gen that, upon a generation parameter α_{cr} chosen by the manufacturer, outputs a physical component p . We call the party triggering the generation process the *manufacturer*.

Once the physical component has been generated with respect to some desired properties chosen by the manufacturer, a PF can be defined. A *Physical Function* (PF) consists of two main components: the physical component p generated by Gen and an evaluation procedure Eval . Upon a challenge signal input \tilde{c} , the physical component p responds with a response signal \tilde{r} . The algorithm Eval takes as input a digital signal c , converts it to its physical representation \tilde{c} , and excites the physical component p with \tilde{c} . Upon excitation with \tilde{c} , p responds with the physical signal \tilde{r} as part of the evaluation stage. Eventually, Eval outputs a digital representation r of \tilde{r} . In the following, denote by $\mathcal{S}_{\text{chal}}$ and $\mathcal{S}_{\text{resp}}$ the set of (digital) challenges and responses, respectively.

Definition 5. (Physical Function [12, Definition 1]) Given a parameter α_{PF} fully defining the algorithm Eval . A *Physical Function* (PF) is a probabilistic procedure describing, internally, the combination of the physical component p and the procedure Eval , i.e.,

$$\begin{aligned} \text{PF}_p^{\alpha_{\text{PF}}} : \mathcal{S}_{\text{chal}} &\longrightarrow \mathcal{S}_{\text{resp}} \\ c &\longmapsto r := \text{Eval}_p(\alpha_{\text{PF}}, c). \end{aligned}$$

A PF is strongly dependent on the physical properties defined by the component p . These properties are also subject to uncontrollable noise, wherefore a PF might produce two distinct responses upon the same challenge. To cope with this issue, an extraction algorithm Extract is applied to make sure that different responses to the same challenge that differ only slightly are mapped to the same output. To allow the use of error correcting codes in Extract , a set of helper data \mathcal{H} , is introduced. The PF together with the extractor can be viewed as one probabilistic procedure, combining the physical function and the extractor algorithm. We refer to such a procedure as *Physical Function System* (PFS).

With this framework of PFs in mind, in Section III we translate and extend the idea to the chemical world, introducing *Chemical Functions* (CFs) and their properties.

C. Cryptographic Schemes Based on Chemical Functions

While PUFs are already widely used in classical cryptographic schemes (as discussed in Subsection II-B), the use of chemical functions only recently gained more attention in cryptographic applications (see, for e.g., [1], [2], [13]–[17]). The analogy to PUFs was done in [1], where the authors introduced their scheme as a CUF. For practical reasons, we will focus more specifically on the schemes presented in [1] and [2], where the latter will serve as a running example throughout the course of this paper. Therefore, we will quickly recap the main points of the two schemes in this subsection.

1) Genomic Sequence Encryption [2]:

Genomic Sequence Encryption (GSE) is a DNA sequencing-based encryption scheme that relies on the hardness of detecting rare point variations scattered across a large genome without prior knowledge of the modified locations. Thus, the secret key consists of a list of genomic coordinates in which edits can be introduced. Information is encoded using single-nucleotide edits across various positions of the genome. That is, information is encoded in binary where 0 represents an unedited reference base and 1 for a specific base edit. To edit the bases the authors use *adenine base editors* (ABEs) (for converting A/T to G/C) and *cytosine base editor* (CBE) (for converting G/C to A/T). At the receiver's end, the decryption foresees targeted sequencing at the known corrupted coordinates which can be efficiently performed at high coverage. From an adversarial point of view (i.e., without the knowledge of the mutated genome coordinates), all bases of the genome need to be scanned and analyzed for mutations, which are prone to sequencing errors and expensive to do in deep coverage.

Although GSE was introduced as an encryption scheme, it can also be used for authentication. The authentication consists in determining the 0/1 sequence in a given ordered subset of any set of locations. If that sequence matches the expected one, the authentication is successful.

2) Operable Random DNA [1]:

The concept of *operable random DNA* (orDNA) uses randomly manufactured items that are able to process a physical stimulus into an output that is unique to the respective input. Through the random features, it is impossible to reverse-engineer the input from the output, in analogy to a mathematical one-way function such as used in cryptographic hashes. The authors [1] use up to 10^{10} randomly generated sequences. The specific instance of orDNA forms a substrate for a chemical computing unit, which is able to transform an input into an output. The input corresponds to a set of *Polymerase Chain Reaction* (PCR) primers, which amplify a very small subset out of the billions of random sequences originally present in the orDNA. The amplified sequences are a specific fingerprint to the input (and the specific instance of random sequences) and can be identified using sequencing. The process is designed in such

a way that the input cannot be read back from the output, and the random pool can be operated on but can not be copied by PCR. We will explain the details of this scheme during the course of this paper in the examples.

III. FRAMEWORK FOR CHEMICAL FUNCTIONS

In this section, we introduce a generalized framework analogous to PUFs for analyzing authentication systems based on chemical substances, which we refer to as *Chemical Functions* (CFs). As CFs have a high degree of similarity to PUFs and PFs, we draw parallels to the field and borrow some of the terminology, especially from [12], [18], [19]. First, we formally define a CF before introducing the surrounding infrastructure which we refer to as *Chemical Function Infrastructure* (CFI).

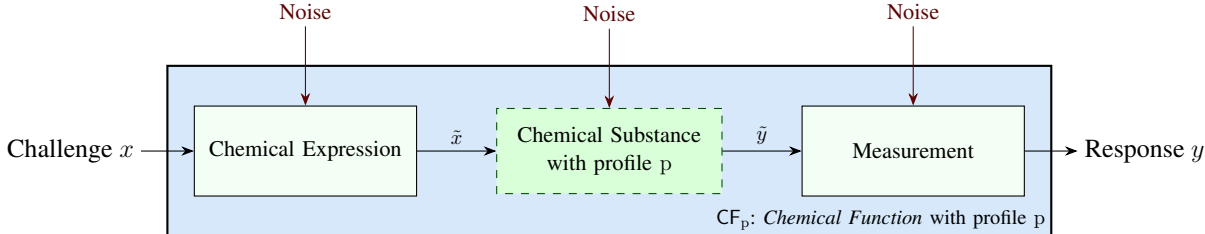


Fig. 1. Detailed view of the *Chemical Function* (CF) CF_p . The digital representation of the challenge x is converted to chemical reactants \tilde{x} . These reactants are applied to the chemical substance with profile p . After the reaction takes place, the output \tilde{y} is measured and converted to a digital representation y . Note that all three steps are noisy.

As shown in Figure 1, the central component of the CF is a chemical substance. The behavior of a chemical substance is characterized by its exact chemical composition, which we refer to as its *profile*, denoted by p . The profile p fully characterizes the chemical composition of the substance and therefore the behavior of the CF, and can be either measurable or not. It is stimulated by an input signal \tilde{x} to obtain a corresponding output signal \tilde{y} . This process happens in the chemical domain. The input signal \tilde{x} can be described by a digital representation x which we refer to as the *challenge*. The output signal \tilde{y} can be measured and converted to a digital representation y which we call the *response*. With these ideas in mind, we now begin by formally defining the chemical function.

Definition 6 (Chemical Function). A *chemical function* CF is a noisy mapping $CF^{\alpha_E} : \mathcal{S}_{\text{chal}} \rightarrow \mathcal{S}_{\text{resp}}$, where $\mathcal{S}_{\text{chal}}$ is the set of all valid challenges, $\mathcal{S}_{\text{resp}}$ is the set of all possible responses, and α_E is a fixed evaluation parameter.

For the sake of brevity, we omit mentioning α_E and denote a chemical function simply as CF. The specific instantiation of a chemical function is denoted by CF_p . The profile p fully characterizes the chemical composition of the substance and therefore the behavior of the CF.

Example 1. An example of a chemical function is a test strip that changes color based on the pH level of a solution. The chemical substance in the strip has a specific profile p that determines how it reacts to different pH levels. The challenge x is the pH level of the solution applied to the strip, and the response y is the color change observed on the strip. The mapping from pH level to color change is noisy due to variations in lighting conditions, observer perception, and manufacturing inconsistencies in the test strips. Thus, this system can be modeled as a chemical function CF_p that maps challenges (pH levels) to responses (colors) with some inherent noise.

Another example of a chemical function is a mixture of fluorescence dyes that emit different colors when excited by light of a specific wavelength [20]. The profile p would describe the concentrations and types of dyes in the mixture. The challenge x could be the wavelength of the excitation light, and the response y would then be the resulting fluorescence spectrum. In this example, only one challenge would be available if the dyes had only a single excitation wavelength. Again, due to factors like dye interactions and environmental conditions, the response would be noisy. Beyond these examples, many digital barcoding systems can be modeled as chemical functions. [21]

Aside from the chemical function itself, an infrastructure is required. We refer to this entire infrastructure as the *Chemical Function Infrastructure* (CFI), denoted CFI, which is shown in Figure 2. The chemical function is manufactured through a publicly known generation process Gen , which takes as input the security parameter n , and is subject to some parameters α_G and innate synthesis variability. In contrast to physical functions, chemical functions will be generated in larger quantities such that they can be divided into smaller parts and distributed across space. In the special case of DNA-based chemical functions, even amplification of the chemical substance can be possible.

Due to ambient noise in the system, the response generated by the chemical function is prone to errors and thus non-deterministic. To tackle this, CFs are usually coupled with an appropriate extraction algorithm, $Extract$, which processes the response y and maps it to an output z similar to [22].

The extraction algorithm relies on side information, which we refer to as the *helper data*, indicating whether a challenge has been observed before.

Definition 7 (Extraction Algorithm). An *extraction algorithm* is a mapping

$$Extract^{\alpha_x} : \mathcal{S}_{resp} \times \mathcal{S}_{help} \longrightarrow \mathcal{S}_{out} \times \mathcal{S}_{help},$$

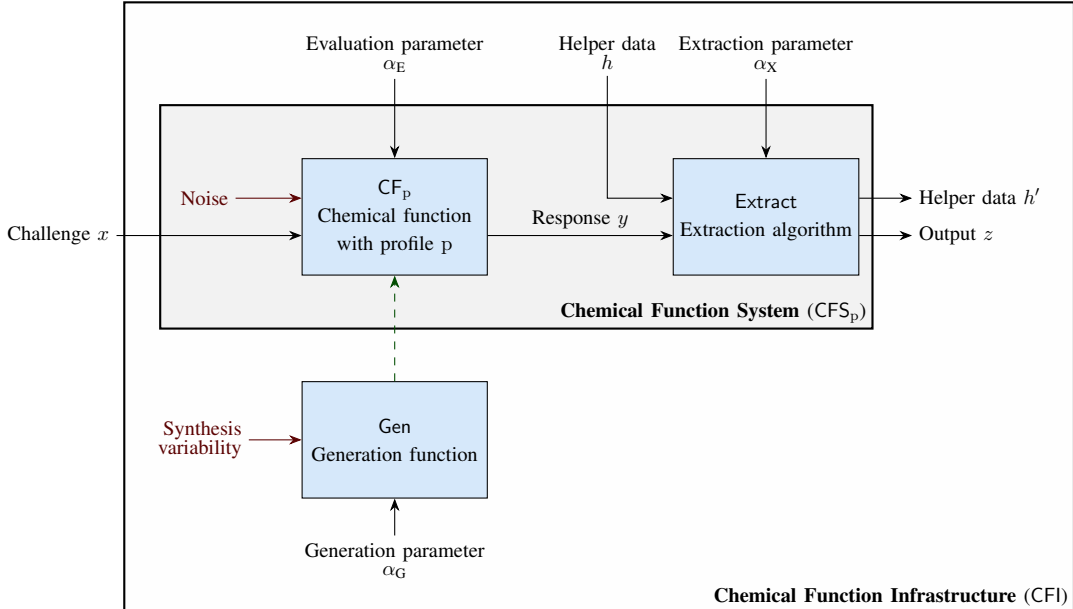


Fig. 2. Architecture of the *Chemical Function Infrastructure* (CFI), illustrating the three main layers: *Chemical Function Infrastructure* CFI, *Chemical Function System* CFS, and *Chemical Function* CF. Each layer contains specific processes and parameters contributing to the overall authentication mechanism.

where $\mathcal{S}_{\text{resp}}$ is the set of responses, $\mathcal{S}_{\text{help}}$ is the set of possible helper data, \mathcal{S}_{out} is the set of all possible extracted responses, and α_X denotes the extraction parameters. When a challenge $x \in \mathcal{S}_{\text{chal}}$ is requested for the first time, the extraction is done in *setup* mode with empty helper data \emptyset , and the algorithm outputs the reconstructed response $z \in \mathcal{S}_{\text{out}}$ along with helper data $h \in \mathcal{S}_{\text{help}}$. Later, if the same challenge x is requested again, the extraction algorithm uses the previously generated helper data h to reconstruct z . The utilization of helper data in this manner enables a more robust mapping from the challenge to the chemical function, as defined in Section IV.

Hence, the extraction algorithm takes as input the noisy response y and some helper data h and outputs the extracted response z along with some helper data h' . If the input helper data is not empty, the algorithm outputs the same helper data again. In a coding theoretic sense, the extraction algorithm can be viewed as a mapping from the response space $\mathcal{S}_{\text{resp}}$ to a set of Voronoi regions in \mathcal{S}_{out} defined by the helper data. The extraction algorithm is designed to map noisy responses that fall within the same Voronoi region to the same extracted response z .

As the extraction algorithm is handling the noise in the response, it needs to be adapted to the noise level of the chemical function. For example, if different devices are used for measurement, the noise characteristics may differ significantly and the extraction algorithm needs to be adjusted accordingly.

This helps to maintain a certain robustness of the system as defined in Section IV but comes at the cost of reducing the number of possible extracted responses as the Voronoi regions need to be larger to accommodate the increased noise.

It is convenient for the rest of the paper to view the chemical function and the extraction algorithm as a single system. We refer to this combined system as the *Chemical Function System* (CFS). Furthermore, for a chemical function CF_p , we denote the corresponding chemical function system as CFS_p .

Definition 8 (Chemical Function System). A *Chemical Function System* CFS_p is a probabilistic mapping obtained by concatenating a CF and an extraction algorithm, defined as

$$\begin{aligned} CFS_p : \mathcal{S}_{\text{chal}} \times \mathcal{S}_{\text{help}} &\longrightarrow \mathcal{S}_{\text{out}} \times \mathcal{S}_{\text{help}} \\ (x, h) &\longmapsto (z, h') \end{aligned}$$

where $\mathcal{S}_{\text{chal}}$ is the set of challenges, $\mathcal{S}_{\text{help}}$ is the set of possible helper data and \mathcal{S}_{out} is the set of all possible outputs.

Due to the embedded extraction algorithm, the CFS can be in *setup* or *reconstruction* mode analogous to Definition 7. The function also comprises evaluation parameter α_E and extraction parameter α_X that are fixed for a given system and are, once again, omitted.

Note that even though the extraction algorithm helps mitigate noise in the response, the output z is still prone to errors due to the inherent stochasticity of chemical processes and measurement. We can now apply these definitions to the example of fluorescence dyes introduced in Example 1.

Example 2. Let us consider a chemical function based on a mixture of up to 7 fluorescence dyes that emit different colors when excited by light of a specific wavelength. The response y represents the information of the presence or absence of a specific color. This gives us a 7-bit vector. Through some noise in the measurement process, one color might be missed or an additional color might be detected. The extraction algorithm then may be a $(7, 4, 3)$ Hamming code that maps the 7-bit vector to a 4-bit extracted response z . The helper data can be empty in this case. It will be used if the Voronoi region cannot be achieved through a perfect code. Using the Hamming code as extraction algorithm, if one color is missed or an additional color is detected, the extraction algorithm can still recover the same 4-bit response z for subsequent experiments.

We now consider the orDNA scheme which requires a more sophisticated extraction algorithm.

Example 3. An example of a chemical function is the orDNA scheme presented in [1], which we briefly introduce here in an abstracted form. In this scheme, the chemical substance is a pool of random DNA

sequences generated using the Gen process. The profile p of the chemical function CF_p is the specific set of random DNA sequences present in the pool. The structure of the constant and random parts of the DNA molecules is illustrated in Figure 3. The challenge x to the chemical function consists of a set

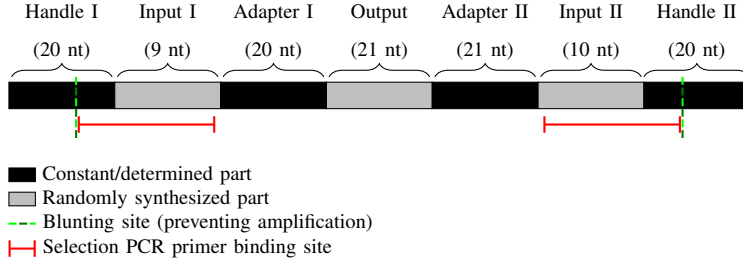


Fig. 3. The structure of an orDNA molecule. The outer handles can be used to amplify the sequences. The outer handles are blunted to prevent further amplification. The random inputs correspond to the challenges, as the selection PCR binds with these to perform the amplification process on these strands only. The random output part of multiple reads corresponds to the responses of the CF. Image replicated from [1].

of PCR primers, which amplify a small subset of sequences from the pool defined by the random input part. When this challenge is applied, only the strands whose random input section match are amplified exponentially. Therefore, these strands will make up the vast majority of the pool. If the pool is sequenced, with high probability one of these strands will be read. The response y is the set of random output parts of the amplified sequences. Due to the stochastic nature of PCR and sequencing, the response y is noisy. To obtain a robust output, an appropriate extraction algorithm Extract is applied to y , which outputs z along with some helper data h .

IV. SECURITY PROPERTIES FOR CHEMICAL FUNCTIONS

Now that we have defined the chemical functions framework, we can define properties that a chemical function should satisfy to be suitable for security applications. We adapt the properties defined for PUFs in [12], [18], [19] to our setting. The three main properties are: i) robustness, ii) unclonability, and iii) unpredictability. In contrast to [12], [18], we will define these properties in a finite domain as well as in an asymptotic manner.

A. Robustness

Similar to PUFs, chemical processes are noisy, meaning that the same challenge may not yield the exact same raw response on every evaluation. Therefore, an extraction algorithm Extract, as in Definition 7, is employed to distill a stable output from noisy measurements. Informally, robustness is the probability

that repeated evaluations of the same CF on the same challenge agree after extraction. Formally, we follow [12] as the general setting is applicable here.

Definition 9 (Robustness). Let CFS_p be a *Chemical Function System* with profile p and let $x \in \mathcal{S}_{\text{chal}}$ be a challenge. The *challenge robustness* of CFS_p with respect to x is defined as the probability

$$\rho(\text{CFS}_p, x) = \Pr [\text{CFS}_p(x, h) = (z, h) | \text{CFS}_p(x, \emptyset) = (z, h)].$$

A first (setup) evaluation on x yields (z, h) ; a later (reconstruction) evaluation on the same x using h should reproduce the same z . The quantity $\rho(\text{CFS}_p, x)$ is exactly this agreement probability, absorbing stochastic variability in the chemistry and any randomized steps in extraction.

Example 4. Continuing the simplified example of fluorescence dyes from Example 2, let us assume that the measurement process has a chance of missing a color or falsely detecting an additional color with probability p . Thus, when measuring the same CFS_p multiple times with the same challenge x , the chance that any k of the 7 bits in the response y are flipped follows a binomial distribution with parameters 7 and p . Using a $(7, 4, 3)$ Hamming code as extraction algorithm, up to 1 bit error can be corrected. The challenge’s robustness $\rho(\text{CFS}_p, x)$ is then given as the probability of having at most 1 bit error in the response which can be calculated as

$$\rho(\text{CFS}_p, x) = \sum_{k=0}^1 \binom{7}{k} p^k (1-p)^{7-k} = (1-p)^7 + 7p(1-p)^6.$$

If we have a CF with multiple challenges, we also want to define robustness over a set of challenges. This can be done both for a single CFS instance as well as for a whole CFI when considering also all possible instantiations of the CFS.

Definition 10 (Robustness of a CFS). Let X be a random variable with realizations $x \in \mathcal{S}_{\text{chal}}$. The minimum and average robustness of a *Chemical Function System* CFS_p with respect to the set of challenges $\mathcal{S}_{\text{chal}}$ are defined as

$$\begin{aligned} \rho_{\min}(\text{CFS}_p, \mathcal{S}_{\text{chal}}) &= \min_{x \in \mathcal{S}_{\text{chal}}} \{ \rho(\text{CFS}_p, x) \}, \\ \rho_{\text{avg}}(\text{CFS}_p, \mathcal{S}_{\text{chal}}) &= \sum_{x \in \mathcal{S}_{\text{chal}}} \Pr [X = x] \rho(\text{CFS}_p, x). \end{aligned}$$

In this definition, ρ_{\min} provides a worst-case guarantee over the chosen challenge set, while ρ_{avg} summarizes a typical behavior under a specified challenge distribution. Which one is relevant depends on the specific CFI and the purpose it is used for.

Definition 11 (Robustness of a CFI). Consider a *Chemical Function Infrastructure* CFI and let CFS_p be a *Chemical Function System* instance of CFI with profile $p \in \mathcal{S}_{\text{pro}}$ using the same creation, evaluation and extraction parameters. With \mathcal{S}_{pro} we denote the set of all valid profiles as defined by the manufacturer. Given a random variable P with realizations $p \in \mathcal{S}_{\text{pro}}$, we define the minimum and average robustness of a CFI as

$$\begin{aligned}\rho_{\min}(\text{CFI}, \mathcal{S}_{\text{chal}}) &= \min_{p \in \mathcal{S}_{\text{pro}}} \{ \rho_{\min}(\text{CFS}_p, \mathcal{S}_{\text{chal}}) \}, \\ \rho_{\text{avg}}(\text{CFI}, \mathcal{S}_{\text{chal}}) &= \sum_{p \in \mathcal{S}_{\text{pro}}} \Pr [P = p] \rho_{\text{avg}}(\text{CFS}_p, \mathcal{S}_{\text{chal}}).\end{aligned}$$

This lifts robustness from a single instance to an implementation family. The minimum over \mathcal{S}_{pro} captures the least reliable valid profile, whereas the average reflects expected behavior across the manufacturer’s admissible profiles.

With these notions in place, we next instantiate them on the orDNA construction to quantify empirical reliability under realistic experimental noise and extraction parameters. We continue the example from [1] to illustrate the concept of robustness. For simplicity, we will only analyze the average robustness of the CFI.

Example 5. The extraction algorithm presented in [1] proceeds as follows. First, a filtering step removes artifacts and potential contamination from the raw reads obtained from applying the challenge x . Second, k -mer extraction is performed with $k = 8$ according to [23] on the middle part of the molecule labeled as *Output* in Figure 3. Third, the MinHash algorithm from [24], [25] is applied 30 times to reduce the dimensionality of the data and obtain $w_i \in \mathbb{F}_{2^8}^{255}$ for $i \in \{1, \dots, 30\}$. Finally a fuzzy vault scheme is applied [26]: The resulting data is added to a random codeword of a Reed-Solomon code of length $n = 255$ and redundancy $r = 223$ to obtain the helper data $h_i = c_i + w_i$. The code’s minimum Hamming distance is $d = 224$, allowing for the guaranteed correction of up to $t = \lfloor (d - 1)/2 \rfloor = 111$ byte errors. This corresponds to a noise level of up to 43.5% in the MinHash data that can be corrected. After error correction, the ratio of successful decodings of the 30 runs is computed and then mapped to a binary value via a thresholding method. To check against other samples, the difference of the helper data and the MinHash results w'_i of that other sample is decoded ($c'_i = h_i - w'_i$).

For simplicity, we assume that a single fixed MinHash function is used and that the byte errors are independent and identically distributed. Furthermore, we assume that all experiments are done on the same device using the same protocol and that the byte errors are independent of the profile $p \in \mathcal{S}_{\text{pro}}$, the challenge $x \in \mathcal{S}_{\text{chal}}$, and the pool size. While the actual noise model is more complex and probably not i.i.d. the binomial model is a sufficient approximation to determine the results for the robustness. Based

on the published data and code [1], the mean byte error rate after filtering and MinHash application is approximately 17%.

Let X be the random variable representing the number of byte errors in a 255-byte string. We model X using a binomial distribution with parameters $n = 255$ and $p_{\text{noise}} = 0.17$. The average robustness of the CFI is then given as the probability of a decoding failure, i.e., the event of encountering more than 111 byte errors, that is calculated as

$$\rho_{\text{avg}}(\text{CFI}, \mathcal{S}_{\text{chal}}) = \Pr[X \leq 111] = \sum_{k=0}^{111} \binom{255}{k} (0.17)^k (0.83)^{255-k} \approx 1 - 1.7 \times 10^{-15}.$$

We note that, as indicated above, all profiles generated under [1] have a similar behavior. Namely, $\rho_{\text{min}}(\text{CFS}_p, \mathcal{S}_{\text{chal}})$ is constant for all $p \in \mathcal{S}_{\text{pro}}$ and can be moved out of the sum. The set of challenges $\mathcal{S}_{\text{chal}}$ considered in this example, inferring $p_{\text{noise}} = 0.17$, consists of the challenges that are analyzed in [1]. However, we can assume that the robustness will be similar for other challenges as well.

B. Unclonability

For electronic PUFs, the notion of unclonability is typically phrased as the infeasibility of fabricating a physical duplicate of the device. In the chemical setting, the relevant barrier instead concerns reconstructing by chemical or analytical means some profile that governs the CFs responses under admissible challenges. Thus, unclonability requires that no efficient attack, even after interacting with an authentic CF, can engineer a counterfeit CF whose challenge–response behavior is (beyond negligible probability) indistinguishable from that of the genuine pool.

Adhering to Kerckhoffs’ principle, we assume that manufacturing details as well as the generation, evaluation, and extraction parameters $\alpha_G, \alpha_E, \alpha_X$ are public. An adversary’s objective is therefore to recover (or emulate) the profile p associated with the authentic chemical function CF_p , which plays an analogous role to a cryptographic key. It is realistic to assume that an adversary \mathcal{A} can obtain one or more instances of the protected product and elicit a polynomial number of function evaluations to inform a cloning attempt. At a high level, three generic attack methods are available:

- 1) **Dilution:** In this approach, an adversary \mathcal{A} obtains samples of the original product containing the authentic CF_p and reuses them. Due to the nature of a CFI and the initial amplifying step, \mathcal{A} can reuse the original CF_p in a diluted form to produce responses to new challenges. A potential countermeasure is to specify the expected concentration of DNA in the genuine product, making significant dilution detectable.
- 2) **Chemical Amplification:** In case the CF is made of DNA, through techniques like PCR, an attacker could amplify the CF directly in a laboratory, exploiting DNA’s natural ability to replicate without

exposing its full content. This enables the creation of counterfeit CFs via direct cloning of the original sequences.

- 3) **Measure and Recreate:** An adversary sequences CF_p to obtain knowledge about the profile p and then synthesizes $CF_{p'}$ that provides the same challenge–response behaviour. Mitigation includes designing CFs that are exceptionally difficult (or currently impractical) to sequence or that degrade under standard preparation protocols, hindering attempts to replicate or analyze them.

In this work, we focus on the third attack vector. The feasibility of chemical amplification depends on specific laboratory techniques and assumptions on their limitation. In the case of DNA-based chemical functions, any means to amplify them must be prevented for the distributed CF. This has to be done by chemical means and must rely on assumptions as in Example 6. Therefore, we do not include this attack in the mathematical analysis of this work and assume that a suitable process is in place.

Example 6. In [1], the prevention of amplification works as follows: The constant handles are cleaved up to the point where the selection PCR primers bind and the 5'-overhangs are blunted. The proof that this prevents any further amplification is done in [1] and is beyond the scope of this work.

When there are trusted methods in place to prevent any chemical amplification and when dilution is assumed ineffective, an adversary is left with sequencing and synthesis attacks. The cost required for measurements and recreations can be determined analytically. Instead of providing a detailed cost analysis, we focus on defining unclonability in a cryptographic sense. Therefore, we bound the effort of the adversary and the effort in evaluating the CF via the security parameter n as in Section II-A. In contrast to [12], [18], we analyze the chemical function in a finite domain as well as in an asymptotic regime, as it is relevant to see the unclonability of the scheme in an evolving context. We define the adversarial model through a *security game* which specifies the adversary's capabilities and the conditions for a successful *break* in the spirit of [3].

Definition 12 (Chosen Challenge Attack Cloning Game). For a *Chemical Function System* CFS and an adversary \mathcal{A} , the *chosen challenge attack cloning security game* $\text{Clone}_{\mathcal{A}, \text{CFS}}(n)$ is defined as follows.

- An authentic CFS_p with profile $p \in \mathcal{S}_{\text{pro}}$ is generated via $\text{Gen}(n)$.
- The adversary \mathcal{A} is given oracle access to CF_p of CFS_p and may adaptively query challenges x_1, \dots, x_q of their choice, receiving corresponding responses y_1, \dots, y_q and outputs z_1, \dots, z_q . Let $\mathcal{Q}_{\mathcal{A}} = \{x_1, \dots, x_q\}$ denote the set of queried challenges.
- The adversary produces a chemical function $CF_{p'}$ with profile $p' \in \mathcal{S}_{\text{pro}}$ such that the corresponding *Chemical Function System* $\text{CFS}_{p'}$ utilizes the same extraction algorithm as CFS_p . The adversary succeeds, if for a randomly chosen fresh challenge $x \notin \mathcal{Q}_{\mathcal{A}}$ it holds that $\text{CFS}_{p'}(x, h) = \text{CFS}_p(x, h)$,

where the helper data h is obtained through $(z, h) = \text{CFS}_p(x, \emptyset)$. In this case, the outcome of the game is defined as 1.

Note that the entire extraction algorithm is public. Therefore, an adversary \mathcal{A} can also obtain the outputs z_i and their corresponding helper data h_i for each query by only having oracle access to CF_p . This game captures the intuitive goal of an adversary: to create a counterfeit item that behaves identically to an authentic one for a new, previously untested challenge. The oracle access models an adversary who can purchase an authentic product and subject it to a polynomial number of tests to learn its behavior. Remember that we restrict the adversary to polynomial effort in n . This also applies to the third step of producing the counterfeit $\text{CF}_{p'}$.

As the adversary might be able to analyze the CF with different methods, it is suitable to define another variant of the cloning game where the adversary is not restricted to querying challenges but can perform any evaluation of equivalent effort. We call this variant the *open cloning game*, defined as follows.

Definition 13 (Open Cloning Game). For a *Chemical Function System* CFS and an adversary \mathcal{A} , the *open cloning security game* $\text{Clone}_{\mathcal{A}, \text{CFS}}(n)$ is defined as follows.

- An authentic CFS_p with profile $p \in \mathcal{S}_{\text{pro}}$ is generated via $\text{Gen}(n)$.
- The adversary \mathcal{A} can perform q operations with the complexity of evaluating the CF on CF_p to obtain information.
- The adversary produces a chemical function $\text{CF}_{p'}$ with profile $p' \in \mathcal{S}_{\text{pro}}$ such that the corresponding *Chemical Function System* $\text{CFS}_{p'}$ utilizes the same extraction algorithm as CFS_p . The adversary succeeds, if for a randomly chosen fresh challenge $x \notin \mathcal{Q}_{\mathcal{A}}$ it holds that $\text{CFS}_{p'}(x, h) = \text{CFS}_p(x, h)$, where the helper data is obtained through $(x, h) = \text{CFS}_p(x, \emptyset)$. In this case, the outcome of the game is defined as 1.

Now we can define unclonability in both an asymptotic and finite regime. To avoid unnecessary repetition, we only present the definitions for the chosen challenge attack cloning game of Definition 12. The definitions for the open cloning game of Definition 13 are analogous.

1) *Finite Domain Unclonability*: We now define unclonability for the CFS with profile p in terms of an adversary's probability in succeeding in the cloning game after querying at most q challenges. This captures the practical scenario where an adversary has limited interaction with the authentic system and must produce a convincing clone.

Definition 14 (Finite Domain Unclonability). Let CFS_p be a *Chemical Function System* with profile $p \in \mathcal{S}_{\text{pro}}$ using the security parameter n . Let an adversary \mathcal{A} play the cloning game of Definition 12 on

CFS_p , issuing at most q (adaptive) challenge queries and thus obtaining q responses. We say that CFS_p is (τ, q) -*unclonable under chosen challenge attack* if for all such adversaries it holds that

$$\Pr [\text{Clone}_{\mathcal{A}, \text{CFS}_p}(n) = 1] \leq \tau.$$

Note that the cloning game gives an adversary \mathcal{A} the power of obtaining some challenge response pairs of CFS_p . The parameters τ and q are related. For a fixed τ , the manufacturer seeks the maximum number of queries q in order to guarantee that the success probability stays below the threshold τ . Or vice versa, for a fixed number of queries q , we can determine the minimum τ that can be achieved by a protocol used by the manufacturer.

Example 7. We continue the example from [1] to illustrate finite-domain unclonability. A trivial extreme case is that an adversary can obtain responses for all challenges, i.e., $q = |\mathcal{S}_{\text{chal}}|$. In this case, the adversary can fabricate a clone that reproduces the authentic CF on every challenge. The probability of success for \mathcal{A} is then bounded by the robustness of the CFS, i.e., $\tau \leq \rho_{\min}(\text{CFS}_p, \mathcal{S}_{\text{chal}})$. This holds for any CFS; in particular, any CFS_p is $(\rho_{\min}(\text{CFS}_p, \mathcal{S}_{\text{chal}}), |\mathcal{S}_{\text{chal}}|)$ -unclonable. To bound τ , we formalize that adversarial success reduces to a Reed–Solomon decoding event. As the vectors are obtained through a Minhash algorithm, the expected distance is modeled as a binomial random variable with success parameter equal to the (weighted) Jaccard similarity of the underlying k -mer multisets. We upper-bound this similarity by exploiting permutation symmetry and collision counting over supports.

As mentioned, the MinHash algorithm used in [1] approximates the weighted Jaccard similarity [23]. Consequently, the probability that two vectors y and y' collide under MinHash is an unbiased estimate of the (weighted) Jaccard similarity of the corresponding k -mer sets [23]. Let K and K' denote the indicator vectors of the k -mer multisets obtained from $\text{CF}_p(x)$ and $\text{CF}_{p'}(x)$, respectively. Then we have $K, K' \in [0, m]^{4^k}$ with L_1 -norm $\|K'\|_1 = \|K\|_1 = \sum_{i=1}^{4^k} K_i = m$ and $\sum_{i=1}^{4^k} K'_i = |K'| = m$. Let us denote by $J_w(K, K') = \frac{\sum_{i=1}^{4^k} \min(K_i, K'_i)}{\sum_{i=1}^{4^k} \max(K_i, K'_i)}$ their weighted Jaccard similarity. Define the random variable W as the number of coordinates where y and y' agree, i.e., $W = n - d_H(y, y')$. Then, we observe that

$$\begin{aligned} \tau &= \Pr [\text{Clone}_{\mathcal{A}, \text{CFS}_p}(n) = 1] \\ &= \Pr [\text{CFS}_{p'}(x, h) = \text{CFS}_p(x, h)] \\ &= \Pr [z' = z] \\ &= \Pr [d_H(y', y) \leq t] \\ &= \Pr [W \geq n - t], \end{aligned} \tag{1}$$

where t is the error-correction capability of the Reed–Solomon code of length n used in the extraction algorithm. By definition, the random variable W follows a binomial distribution with parameters $n = 255$ and $p_e = \mathbb{E}_{\pi \in S_{4^k}} [\mathbf{J}_w(K, K')]$. Since the k -mers are sampled from a DNA sequence according to an underlying distribution $\mathbf{p} = (p_1, \dots, p_{4^k})$, we have that $K = (K_1, \dots, K_{4^k})$ is a random variable following a multinomial distribution with parameters m and \mathbf{p} . The same holds for $K' = (K'_1, \dots, K'_{4^k})$ with distribution \mathbf{p}' . Assume \mathbf{p}' is a permutation of \mathbf{p} , i.e., $\mathbf{p}' = (p_{\pi(1)}, \dots, p_{\pi(4^k)})$ for some permutation $\pi \in S_{4^k}$.

A standard upper bound relates the weighted Jaccard similarity to the Dice–Sørensen coefficient. Thus,

$$\begin{aligned} p_e &= \mathbb{E}_{\pi \in S_{4^k}} [\mathbf{J}_w(K, K')] \\ &\leq \mathbb{E}_{\pi \in S_{4^k}} \left[\frac{2 \sum_{i=1}^{4^k} \min(K_i, K'_i)}{\sum_{i=1}^{4^k} K_i + \sum_{i=1}^{4^k} K'_i} \right] \\ &= \mathbb{E}_{\pi \in S_{4^k}} \left[\frac{2 \sum_{i=1}^{4^k} \min(K_i, K'_i)}{2m} \right] \\ &= \frac{1}{m} \mathbb{E}_{\pi \in S_{4^k}} \left[\sum_{i=1}^{4^k} \min(K_i, K'_i) \right]. \end{aligned}$$

It is shown in Appendix A that $\mathbb{E}_{\pi \in S_{4^k}} \left[\sum_{i=1}^{4^k} \min(K_i, K'_i) \right]$ is Schur-concave in \mathbf{p} (see Theorem 5). Hence, the maximum is achieved when \mathbf{p} is uniformly distributed over its support [27]. Let \tilde{K}, \tilde{K}' denote the corresponding uniform random variables over a support of size s being the maximum number of unique k -mers that can appear in a challenge. Then, we have

$$\begin{aligned} p_e &\leq \frac{1}{m} \mathbb{E}_{\pi \in S_{4^k}} \left[\sum_{i=1}^{4^k} \min(K_i, K'_i) \right] \\ &\leq \frac{1}{m} \mathbb{E}_{\pi \in S_{4^k}} \left[\sum_{i=1}^{4^k} \min(\tilde{K}_i, \tilde{K}'_i) \right]. \end{aligned}$$

Under this simplification, $\min(\tilde{K}_i, \tilde{K}'_i)$ equals $1/s$ when i lies in the intersection of the two supports (a collision) and 0 otherwise. The expected value therefore reduces to the expected number of collisions under a uniformly random permutation π . For support size s , the probability of exactly j collisions is

$$\Pr[j \text{ collisions}] = \frac{\binom{4^k}{s} \binom{s}{j} \binom{4^k - s - j}{s - j}}{\binom{4^k}{s}^2} = \frac{\binom{s}{j} \binom{4^k - s - j}{s - j}}{\binom{4^k}{s}},$$

whence

$$\begin{aligned}
p_e &\leq \mathbb{E}_{\pi \in S_{4^k}} \left[\sum_{i=1}^{4^k} \min(\tilde{K}_i, \tilde{K}'_i) \right] \\
&= \frac{1}{s} \sum_{j=0}^s j \Pr[j \text{ collisions}] \\
&= \frac{1}{s} \sum_{j=0}^s j \frac{\binom{s}{j} \binom{4^k - s - j}{s-j}}{\binom{4^k}{s}}.
\end{aligned}$$

In [1], the number of unique k -mers per readout for $k = 8$ satisfies $s < 200$. Hence, we obtain the following upper bound for p_e

$$p_e < \frac{1}{200} \sum_{i=0}^{200} i \frac{\binom{200}{i} \binom{4^8 - 200 - i}{200-i}}{\binom{4^8}{200}} < 0.0031.$$

Substituting this bound into Equation (1) yields

$$\begin{aligned}
\tau &= \Pr[W \geq n - t | x \notin \mathcal{Q}_{\mathcal{A}}] \\
&\leq \sum_{i=144}^{255} \binom{255}{i} (0.0031)^i (0.9969)^{255-i} \\
&< 10^{-280}.
\end{aligned}$$

We conclude that the CFS of [1] is approximately $(10^{-280}, 0)$ -unclonable. Owing to the large amount of randomness in the orDNA pool, this extremely small success probability supports the intuition that synthesizing a random pool will almost surely not yield a functioning clone. We want to point out that this analysis relies on several simplifications and assumptions, e.g., the uniformity of the k -mer distribution and the independence of MinHash outputs. Furthermore, the data is based on few experimental results rather than extensive statistical evidence. A more detailed analysis can start with the actual randomness in the pool of DNA like in [28] and evaluate all data processing steps. However, this would lead to a much more complex analysis with many parameters to consider. Therefore, we would recommend for a practical validation of a CFI to perform empirical experiments on the error rates after the filtering and MinHash steps to obtain a noise model.

2) *Asymptotic Unclonability*: For defining unclonability in an asymptotic regime regarding n , we follow the concepts of Section II-A and [3]. We say a CFI is *asymptotically unclonable* if no adversary can win the cloning game $\text{Clone}_{\mathcal{A}, \text{CFS}}$ with non-negligible probability for any valid instantiation CFS of CFI. This provides a concrete guarantee that creating a functional forgery is computationally infeasible.

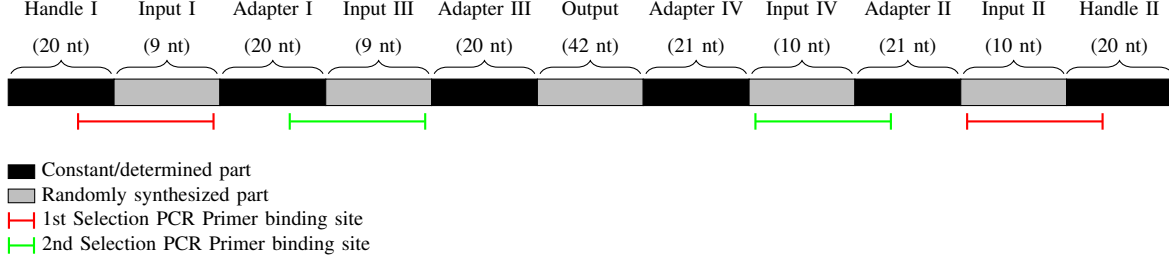


Fig. 4. The structure of a two-stage orDNA molecule.

Definition 15 (Asymptotic Unclonability). A *Chemical Function System* CFS is *asymptotically unclonable under chosen challenge attack* if for all polynomial-time adversaries \mathcal{A} it holds that

$$\Pr [\text{Clone}_{\mathcal{A}, \text{CFS}_p}(n) = 1] \in \text{negl}(n).$$

Assuming a CFI that can be instantiated with any security parameter n , an adversary's success probability in winning the cloning game must be negligible in n . We continue the example from [1] to illustrate the concept of unclonability.

Example 8. The scheme in [1] is presented for a fixed length of challenges and output signals. Therefore, it is trivial to see that this finite system cannot be asymptotically unclonable. Without analyzing practical feasibility we could, however, consider a multi-stage approach in the selection PCR process. Assume that multiple random parts are added to the DNA molecules and multiple rounds of selection PCR are performed. In each round, a different random part is used for the selection PCR. An example of this idea is presented in Figure 4 for a two-stage selection PCR. In the first stage, a random part is selected and amplified. In the second stage, a different random part is used for further amplification. This process could be repeated multiple times. The final pool will then contain only strands that have the correct sequences in all random parts.

If we assumed that this scheme can be extended arbitrarily, the generation function Gen would take the security parameter n as input and set the number of selection PCR stages as a linear function in n to generate the orDNA. Furthermore, the length of the random output part will also increase linearly in n . This will be adopted by the MinHash algorithm and the error-correcting code in the extraction algorithm such that the length and dimension as well as the minimum distance of the code also increase linearly in n . Therefore, the number of possible outputs will increase exponentially in n . In the following, we refer to this scheme as *multi-stage orDNA*. We show that the multi-stage orDNA is asymptotically unclonable in Section IV-C2.

C. Unpredictability

Chemical functions can also serve as a source of shared secrets. Owing to the amplification step, multiple replicas of the same underlying randomness can be produced and distributed. Possessing two pools derived from the same CF enables two parties to establish a common secret: both issue an identical challenge and, using publicly shared helper data, extract the same secret. For this construction to be secure, the CF must be unpredictable.

Unpredictability differs from unclonability: an adversary should be unable to compute the correct response to a fresh challenge even without constructing a physical clone. For instance, a scheme that is straightforward to analyze but prohibitively expensive to replicate chemically might satisfy asymptotic unclonability while failing to provide unpredictability. We therefore introduce a distinct security game that models an adversary's task of predicting the response to a new challenge after interacting with the authentic CF; it coincides with the cloning game, defined in Definition 12, except for the final step.

Definition 16 (Prediction Game). For a *Chemical Function System* CFS_p and an adversary \mathcal{A} , the *prediction game* $\text{Predict}_{\mathcal{A}, \text{CFS}_p}(n)$ is defined as follows.

- An authentic *Chemical Function System* CFS_p with profile $p \in \mathcal{S}_{\text{pro}}$ is generated via $\text{Gen}(n)$.
- The adversary \mathcal{A} is given oracle access to the *Chemical Function* CF_p of CFS_p and may adaptively query challenges $x_1, \dots, x_q \in \mathcal{S}_{\text{chal}}$, receiving responses y_1, \dots, y_q . Let $\mathcal{Q}_{\mathcal{A}} = \{x_1, \dots, x_q\}$ denote the set of queried challenges.
- A fresh challenge $x \notin \mathcal{Q}_{\mathcal{A}}$ is chosen uniformly at random and some helper data h is obtained through $(z, h) = \text{CFS}_p(x, \emptyset)$. The adversary succeeds if they predict the output $z = \text{CFS}_p(x, h)$. In this case, the outcome of the game is 1.

Again, we analyze unpredictability in a finite domain and asymptotically, similar to unclonability in Section IV-B.

1) Finite Domain Unpredictability:

Definition 17 (Finite Domain Unpredictability). Let CFS_p be a *Chemical Function System* with profile $p \in \mathcal{S}_{\text{pro}}$. Let an adversary \mathcal{A} play the prediction game of Definition 16 on CFS_p , issuing at most q (adaptive) challenge queries and thus obtaining q responses. We say that CFS_p is (σ, q) -unpredictable with respect to a challenge subset $\mathcal{S}'_{\text{chal}} \subseteq \mathcal{S}_{\text{chal}}$ if

$$\Pr [\text{Predict}_{\mathcal{A}, \text{CFS}_p}(n) = 1] \leq \sigma$$

The adversary's success probability in predicting the correct response to a fresh challenge is bounded by the robustness $\rho_{\text{CFS}_p}(x)$ of the CFS for that challenge.

Example 9. Continuing the example from Section IV-B, we analyze the unpredictability of the orDNA scheme [1] in a finite domain manner. In the trivial case, when $q = 0$, an adversary is left with guessing the correct response. Since the extraction algorithm maps the responses to a codeword of a Reed-Solomon code with dimension $k = 32$, the adversary has to guess one out of 256^{32} codewords. Therefore, the success probability is given by $\sigma = 1/256^{32} \approx 8.6 \times 10^{-78}$ and thus the orDNA scheme is $(8.6 \times 10^{-78}, 0)$ -unpredictable. In the other extreme, if the adversary has queried all possible challenges, the correct response can simply be looked up. However, the success probability is still upper-bounded by the system's robustness. Therefore, the scheme is $(\rho(\text{CFS}_p, x), 4^{13})$ -unpredictable.

In the non-trivial case, we bound the success probability of the adversary's attack with the input entropy of the orDNA pool for disjoint sets of challenges as follows.

Theorem 1. Let κ be a positive integer. Given a challenge $x' \in \mathcal{S}_{\text{chal}}$, we denote by $\mathcal{B}_\kappa(x')$ the Hamming ball of radius κ centered at x' . Assume that no information is leaked for challenges $x \notin \mathcal{B}_\kappa(x')$. Then, given the length ℓ of the selection PCR primers, the orDNA scheme is (σ, q) -unpredictable with

$$\sigma \geq \frac{1 + q \sum_{i=0}^{\kappa} \binom{\ell}{i} \cdot 3^i}{4^\ell}.$$

Proof. Assume an adversary \mathcal{A} performs the prediction game $\text{Predict}_{\mathcal{A}, \text{CFS}_p}(n)$. Recall that $\mathcal{Q}_{\mathcal{A}}$ denotes the set of messages queried by \mathcal{A} , and denote by $\mathcal{P}_{\mathcal{A}} = \{(x_1, z_1), \dots, (x_q, z_q)\}$ the set of challenge-output pairs. Let $x \in \mathcal{S}_{\text{chal}} = \{\text{A, C, G, T}\}^\ell$ be a challenge chosen uniformly at random, and let Z be a random variable representing the output of the orDNA scheme for x . By assumption, \mathcal{A} 's attack is successful if for the guessed new challenge x there is an $x_i \in \mathcal{Q}_{\mathcal{A}}$ such that $x \in \mathcal{B}_\kappa(x_i)$. Additionally, the attack may be successful if \mathcal{A} guesses x correctly even though it does not lie in any κ -neighborhood. For each $x_i \in \mathcal{Q}_{\mathcal{A}}$, we denote the set of neighboring challenge-output pairs by $\mathcal{N}_\kappa(x_i) = \{(x', z) \mid (z, h) = \text{CFS}_p(x', h), x' \in \mathcal{B}_\kappa(x_i)\}$. Note that, for $x_i \in \mathcal{Q}_{\mathcal{A}}$ and for all $x \in \mathcal{N}_\kappa(x_i)$ we have $H(Z \mid x) \geq 0$, which allows us to bound

$$\Pr [\text{Predict}_{\mathcal{A}, \text{CFS}_p}(n) = 1] \leq \Pr \left[x \in \bigcup_{i=1}^q \mathcal{N}_\kappa(x_i) \right] + \Pr \left[x \notin \bigcup_{i=1}^q \mathcal{N}_\kappa(x_i) \right] \cdot 2^{-H(Z \mid x \notin \mathcal{Q}_{\mathcal{A}}, \mathcal{P}_{\mathcal{A}})} \quad (2)$$

For any $x_i \in \mathcal{S}_{\text{chal}}$, we denote $\Phi_i(\ell, \kappa) := |\mathcal{N}_\kappa(x_i)|$. Note that, $\Phi_i(\ell, \kappa) = |\mathcal{B}_\kappa(x_i)|$ which is independent of the center $x_i \in \mathcal{S}_{\text{chal}}$. Indeed, for any $i = 1, \dots, q$, we have

$$\Phi_i(\ell, \kappa) = \sum_{j=0}^{\kappa} \binom{\ell}{j} \cdot (4-1)^j.$$

| q | 10^0 | 10^1 | 10^2 | 10^3 | 10^4 | 10^5 |
|-------------------------|----------------------|----------------------|----------------------|----------------------|----------------------|----------------------|
| σ for $\kappa=1$ | 6.1×10^{-7} | 6.1×10^{-6} | 6.1×10^{-5} | 6.1×10^{-4} | 6.1×10^{-3} | 6.1×10^{-2} |
| σ for $\kappa=2$ | 1.1×10^{-5} | 1.1×10^{-4} | 1.1×10^{-3} | 1.1×10^{-2} | 1.1×10^{-1} | 1 |
| σ for $\kappa=3$ | 1.3×10^{-4} | 1.3×10^{-3} | 1.3×10^{-2} | 1.3×10^{-1} | 1 | 1 |

TABLE I

BOUND ON AN ADVERSARY'S SUCCESS PROBABILITY σ IN PREDICTING THE CORRECT RESPONSE TO A FRESH CHALLENGE FOR DIFFERENT VALUES OF κ AND NUMBER OF QUERIES q .

For simplicity, we thus omit the subscript i and only write $\Phi(\ell, \kappa)$. Then, by the union bound, the probability of x lying in one of the neighborhoods $\mathcal{N}_\kappa(x_i)$ is given by

$$\Pr \left[x \in \bigcup_{i=1}^q \mathcal{N}_\kappa(x_i) \right] \leq \frac{q\Phi(\ell, \kappa)}{4^\ell}.$$

We can now bound the conditional entropy $H(Z|x \notin \mathcal{Q}_\mathcal{A}, \mathcal{P}_\mathcal{A})$ from below as

$$\begin{aligned} H(Z|x \notin \mathcal{Q}_\mathcal{A}, \mathcal{P}_\mathcal{A}) &\geq H \left(Z \mid x \in \mathcal{S}_{\text{chal}} \setminus \bigcup_{i=1}^q \mathcal{N}_\kappa(x_i) \right) \\ &\approx \log_2(|\mathcal{S}_{\text{chal}}| - q\Phi(\ell, \kappa)). \end{aligned}$$

Note that the inequality follows from the fact that even within $\mathcal{B}_\kappa(x_i)$ the adversary does not necessarily have full information. Eventually, by substituting these values in Equation (2), we get

$$\begin{aligned} \Pr [\text{Predict}_{\mathcal{A}, \text{CFS}_p}(n) = 1] &\leq \frac{q\Phi(\ell, \kappa)}{4^\ell} + \left(1 - \frac{q\Phi(\ell, \kappa)}{4^\ell} \right) \frac{1}{4^\ell - q\Phi(\ell, \kappa)} \\ &= \frac{q\Phi(\ell, \kappa) + 1}{4^\ell} \end{aligned}$$

which concludes the proof. \square

The assumption that an adversary can predict any $x \in \mathcal{B}_\kappa(x_i)$ is based on the observations from the data in [1], showing that the response to challenges which differ in one position are not completely uncorrelated. It suggests that the average relative Hamming distance of the responses of x, x' with $d_H(x, x') = 1$ after the MinHash algorithm is approximately 89.25% which is less than the expected distance of two random vectors given by $1 - \frac{1}{256} \approx 99.61\%$. Therefore, we are overestimating the adversary's capabilities which makes the derived bound on the success probability more conservative. Additionally, in [1] they chose $\ell = 13$ and take Z to be the random variable with realizations in a Reed-Solomon code \mathcal{C}_{RS} of length $n = 255$ and dimension $k = 32$. Since then $|\mathcal{S}_{\text{chal}}| = 4^{13} \ll 256^{32} = |\mathcal{C}_{RS}|$, it is very unlikely that two different challenges map to the same codeword. Thus, we can assume that $H(Z) \approx \log_2(4^{13}) = 26$ bits.

In Table I, we present the derived bound on an adversary's success probability σ in predicting the correct response to a fresh challenge for different values of κ and number of queries q . Note that the bound only works for small values of q and κ as otherwise the success probability will exceed 1. However, this assumption is plausible as in the attack scenario, we do not expect an adversary to have access to CF_p itself but can only query a limited number of challenges.

2) *Asymptotic Unpredictability*: For defining unpredictability in an asymptotic regime, we again follow the concepts of Section II-A and [3]. Asymptotic unpredictability is then defined as the inability of any adversary to win the prediction game $\text{Predict}_{\mathcal{A}, \text{CFS}_p}(n)$ with non-negligible probability in n .

Definition 18 (Asymptotic Unpredictability). A *Chemical Function System* CFS_p is *asymptotically unpredictable* if for all polynomial-time adversaries \mathcal{A} , it holds that

$$\Pr [\text{Predict}_{\mathcal{A}, \text{CFS}_p}(n) = 1] \in \text{negl}(n) \quad (3)$$

Example 10. We will now analyze the asymptotic unpredictability of the multi-stage orDNA scheme introduced in Example 8. Similarly to the finite domain case, we can bound the success probability of an adversary with the entropy of the orDNA pool.

Theorem 2. The multi-stage orDNA scheme is asymptotically unpredictable.

Proof. From Theorem 1, the success probability of a prediction attack is bounded by

$$\Pr [\text{Predict}_{\mathcal{A}, \text{CFS}_p}(n) = 1] \leq \frac{1 + q \sum_{i=0}^{\kappa} \binom{\ell}{i} \cdot 3^i}{4^\ell},$$

with ℓ being the combined length of the selection PCR primers and therefore a linear function in n . As a prediction attack is restricted to polynomial time complexity in n , q is a polynomial function in n too. There is no reason to assume that the cross interference in the selection PCR will increase with the number of stages. Therefore, we can assume that κ is a constant. By bounding the binomial coefficient with $\binom{\ell}{i} \leq \frac{\ell^i}{i!}$, we get

$$\begin{aligned} \Pr [\text{Predict}_{\mathcal{A}, \text{CFS}_p}(n) = 1] &\leq \frac{1 + q \sum_{i=0}^{\kappa} \frac{\ell^i}{i!} \cdot 3^i}{4^\ell} \\ &= \frac{1 + q \sum_{i=0}^{\kappa} (3\ell)^i \frac{1}{i!}}{4^\ell} \in \text{negl}(n) \end{aligned}$$

since the denominator is an exponential function in n while the numerator only consists of polynomial functions in n . Therefore, the multi-stage orDNA scheme is asymptotically unpredictable. \square

In the asymptotic setting, unpredictability is a stronger notion than unclonability. If an adversary can generate a clone that behaves like the authentic CF for a fresh challenge, it can also predict the correct

response to that challenge. Therefore, asymptotic unpredictability implies asymptotic unclonability as stated in the following proposition.

Proposition 3. *If a Chemical Function System is asymptotically unpredictable, then it is also asymptotically unclonable.*

Proof. Assume by contradiction that for every n there exists Chemical Function System CFS_p with profile p that is unpredictable but clonable. Then there exists an efficient attack that can construct $\text{CFS}_{p'}$ such that for a fresh challenge x it holds $\Pr [\text{Clone}_{\mathcal{A}, \text{CFS}_p}(n) = 1] \notin \text{negl}(n)$. This implies that

$$\Pr [\text{CFS}_{p'}(x, h) = \text{CFS}_p(x, h)] \notin \text{negl}(n).$$

The probability is over a fresh challenge x with corresponding helper data obtained through $(x, h) = \text{CFS}_p(x, \emptyset)$. Possessing such a CFS with profile p' , an adversary can answer the fresh challenge with non-negligible probability in n , thereby also predicting the correct response in the prediction game (since evaluating $\text{CFS}_{p'}$ is efficient). This contradicts the assumed security against prediction. \square

However, it is possible that a CFS is asymptotically unpredictable but amplifiable. As mentioned before, we need to distinguish between *Sequencing and Synthesis* attacks and *Chemical Amplification* attacks. The cloning and unpredictability games (see Definition 12 and Definition 16, respectively) give an adversary only the power for a *Sequencing and Synthesis* attack. If an adversary had the power to amplify the CF chemically, it would be possible to have a clonable but unpredictable CFS without contradicting Theorem 3. Theorem 2 and Theorem 3 immediately imply the following result.

Corollary 4. *The multi-stage orDNA scheme is an asymptotically unclonable CFS.*

We could show results on the unclonability and unpredictability of the orDNA scheme in both finite domain and asymptotic settings. These results demonstrate the potential of DNA-based chemical functions to provide strong security guarantees based on the inherent complexity of molecular interactions. On the other hand, it will not be possible to show similar results for the simple dye molecule scheme from Example 2 as the number of possible challenges is limited and the concentrations can easily be measured and reproduced.

V. APPLICATIONS OF CHEMICAL FUNCTIONS

Chemical Functions could have a wide range of potential applications. In the following sections, we will explore two specific applications of CFs in the authentication of many different materials and key generation.

A. Chemical Authentication Schemes

Chemical functions provide a foundation for designing authentication schemes. At a high level, an instance of a *Chemical Function* CF_p with profile p (henceforth, a “valid” reference instance) and another instance $CF_{p'}$ with profile p' of unknown origin are stimulated with the same challenge x . Each evaluation produces a noisy response due to the inherent stochasticity of chemical processes and measurement. A suitable extraction procedure then maps these noisy responses to stable representatives that can be compared by a verification algorithm. If the representatives match under the verifier, the scheme accepts, otherwise, it rejects.

Using evaluation parameters α_E , a challenge x is applied to CF_p and $CF_{p'}$ yielding noisy responses y and y' . An extraction algorithm in setup mode (empty helper data \emptyset as input) parameterized by α_X derives a stable output z and helper data h from y . The same extraction algorithm using the same extraction parameters α_X , when applied to y' with helper data h , produces an output z' . A verification algorithm *Verify* finally compares z and z' and outputs 1 (accept) if they are close in some chosen metric, and 0 (reject) otherwise. In practice, *Verify* can be an exact equality test or a distance-threshold test on multiple outputs from each CF. Figure 5 summarizes the protocol. Note that the extraction algorithm could also be the identity function, i.e., no extraction is performed. In that case the verification algorithm would compare the distance of the two noisy responses directly and decide acceptance based on a threshold.

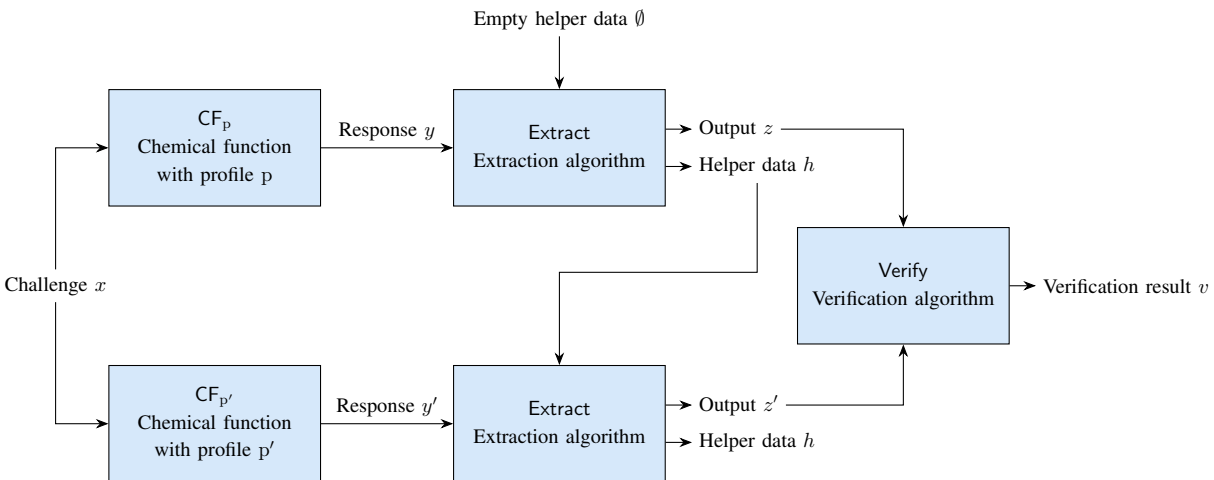


Fig. 5. Illustration of how chemical functions can be used for authentication. For clarity, the evaluation parameter α_E and the extraction parameter α_X are omitted. The challenge is sent to both chemical functions and results in two noisy responses y and y' . The extraction algorithm is applied to the first response with empty helper data to generate the output z and helper data h . The same extraction algorithm is applied to the second response but this time with the helper data h to generate the output z' . Finally, both outputs are compared using a verification algorithm. The verification algorithm outputs 1 if both outputs are closer than a defined threshold and 0 otherwise.

Crucially, unclonability underpins the soundness of this inference: if an adversary cannot fabricate a distinct function that reproduces the responses of the valid instance, then matching outputs imply, with high probability, that the presented function shares the same profile as the reference, i.e., $p = p'$. Without unclonability, an attacker might construct a clone that matches z on selected challenges, undermining authenticity. Hence, alongside robustness, unclonability is essential to guarantee that acceptance by Verify evidences possession of the specific chemical function instance rather than a counterfeit.

Using this scheme, it is possible to realize an authentication flow for many different materials. Chemical functions can be designed at the molecular level as shown in [1]. By encapsulating them in silica particles as done in [29], it is feasible to embed the CF in the material. Applications range from protecting textiles and food with problematic origins to pharmaceuticals and critical components in high-stakes industries. An analysis of potential applications can be found in [30], [31].

B. Key Generation

Similar to PUFs, CFs can be used for key generation. The core idea is to treat the noisy response of a CF as a source of randomness from which a cryptographic key is derived. With an appropriate extraction algorithm, a robust key can be reproduced from noisy responses. Only the helper data needs to be stored. Because this helper data is designed not to reveal information about the key, it can be kept in unsecured memory. When the key is required, the CF is evaluated on the same challenge and, together with the helper data, the same key is reconstructed; the key itself never needs to be stored.

For this application to be secure, the CF must satisfy unpredictability, as discussed in Section IV-C. It should be computationally infeasible for an adversary to predict the response to a new challenge, even when given multiple responses to previous challenges.

Beyond the capabilities of PFs, CFs enable a distributed key-generation mechanism. Because a CF can be amplified during production, multiple instances with effectively identical profiles can be produced and distributed to different parties. As illustrated in Figure 6, each party can evaluate its instance on the same challenge and, using the same helper data, reconstruct the same key. Since the helper data reveals no information about the key, it can be shared over an insecure channel. This enables multiple parties to derive a shared secret on demand. Moreover, any party can independently initiate the protocol by choosing a fresh challenge, generating the corresponding helper data, and deriving a new key from the resulting output z .

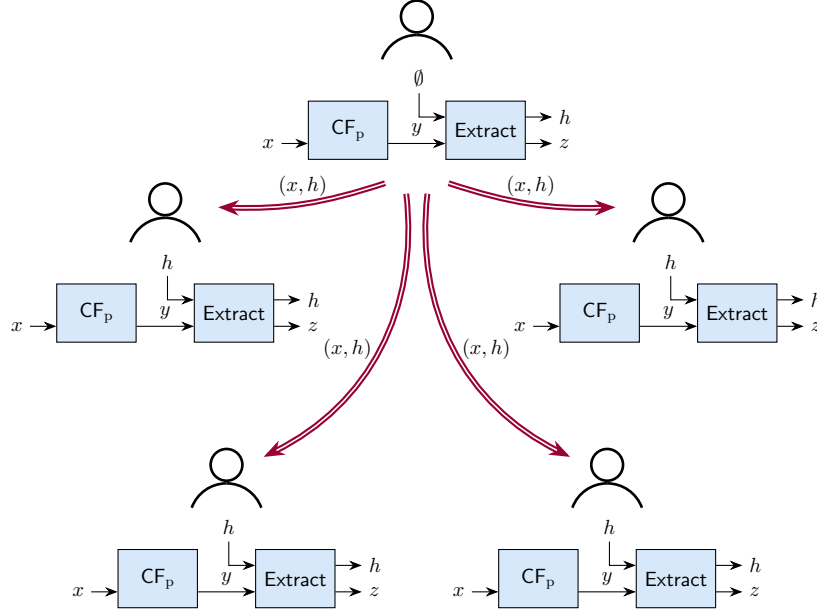


Fig. 6. Distributed key generation using CFs: multiple parties holding instances with practically identical profiles evaluate the same challenge and shared helper data to reconstruct the same secret key.

VI. GENOMIC SEQUENCE ENCRYPTION

In this section, we show how *Genomic Sequence Encryption* (GSE), as introduced in [2], can be used to implement CFs and analyze their properties. As mentioned in Section II, the scheme is introduced as an encryption scheme, but an application in the context of CFs is also possible. The challenge in this case consists of a set of genomic coordinates at which edits are introduced. The authors use *adenine base editor* (ABE) to convert A/T to G/C and *cytosine base editor* (CBE) to convert C/G to T/A. The response is the respective binary sequence at these coordinates, where 0 represents an unedited reference base and 1 indicates a present base edit. As mentioned in [2], sequencing is noisy and therefore the response is noisy as well. Furthermore, the authors only edited a fraction of the DNA strands (0.1% for CBE and 0.145% for ABE). As in [2], we refer to the change of bases of a single strand as *edit* and to the position in the whole pool of cells where the specified base is edited in some cells as the *key-site*.

To complete the definition of a CFS with a robust output, a suitable extraction algorithm is needed. Since in [2] the authors did not utilize an extraction algorithm, we could use the *Fuzzy Extractor* from [22] that is also used in [1]. However, instead of a Reed-Solomon code, a BCH code can be used, as the response is a binary string of fixed length.

| $n \setminus \frac{t}{n}$ | 0.3 | 0.4 | 0.5 | 0.6 | 0.7 | 0.8 | 0.9 |
|---------------------------|-----------------------|------------------------|------------------------|------------------------|------------------------|------------------------|-------------------------|
| 10 | 5.00×10^{-2} | 9.87×10^{-3} | 1.38×10^{-3} | 1.35×10^{-4} | 8.67×10^{-6} | 3.33×10^{-7} | 5.77×10^{-9} |
| 20 | 2.19×10^{-2} | 1.33×10^{-3} | 3.86×10^{-5} | 5.30×10^{-7} | 3.19×10^{-9} | 7.10×10^{-12} | 3.80×10^{-15} |
| 50 | 1.95×10^{-3} | 3.90×10^{-6} | 1.10×10^{-9} | 4.45×10^{-14} | 2.25×10^{-19} | 1.00×10^{-25} | 1.54×10^{-33} |
| 100 | 4.09×10^{-5} | 3.03×10^{-10} | 3.94×10^{-17} | 9.88×10^{-26} | 3.81×10^{-36} | 1.15×10^{-48} | 4.74×10^{-64} |
| 200 | 2.26×10^{-8} | 2.39×10^{-18} | 6.78×10^{-32} | 6.62×10^{-49} | 1.49×10^{-69} | 2.11×10^{-94} | 6.18×10^{-125} |

TABLE II

ROBUSTNESS VALUES $\rho_{\text{avg}}(\text{CFI}, \mathcal{S}_{\text{chal}})$ FOR DIFFERENT VALUES OF n AND t .

A. Robustness of GSE

The experimental results in [2] indicate a symmetric error in the reads with rate $p_e = 0.036$. For the analysis, we proceed similarly to Example 5. Consider a random variable X indicating the number of erroneous positions among n read positions. The robustness is then given by

$$\rho_{\text{avg}}(\text{CFI}, \mathcal{S}_{\text{chal}}) = \Pr[X \leq t]$$

where t is the error correction capability of the code in the Fuzzy Extractor. Note that we assume $X \sim \text{Bin}(n, p_e)$ and therefore robustness can be computed using the cumulative distribution function of the binomial distribution, i.e.,

$$\rho_{\text{avg}}(\text{CFI}, \mathcal{S}_{\text{chal}}) = \sum_{i=0}^t \binom{n}{i} p_e^i (1 - p_e)^{n-i}.$$

Some numerical values for different values of n and t are given in Table II.

B. Unclonability of GSE

Next, we look at the unclonability of the scheme. We may consider the challenge to be a subset of some locations in the genome from all possible locations. Then, a new challenge could include locations that are already observed during previous challenges. Like this, the goal for the adversary becomes a coupon collector problem.

Now we consider the scenario in which \mathcal{A} performs full genome sequencing and can therefore obtain noisy information about all possible challenges. Note that each challenge involves more than 1 000 reads per position which increases the effort of \mathcal{A} significantly. In this attack scenario, the adversary has different capabilities compared to what is defined in the cloning game in Definition 12. The open cloning game from Definition 13 fits this scenario. The final goal of the adversary is to obtain knowledge about the key-sites of the challenge, i.e., the positions in the genome that are edited. To achieve this, we consider the case where an adversary \mathcal{A} can obtain q full genome reads. For simplicity of the analysis we assume

that the ratio of ABE is the same as that of CBE being $\Pr[\text{Position } i \text{ is edited} \mid \text{Position } i \text{ is key-site}] = p_{\text{edit}} = 0.001$ (i.e., 0.1%) of all cells are edited. Let the error probability of sequencing be $p_{\text{seq-err}}$.

Given that a position i is a key-site, the probability for \mathcal{A} to read an edit is given by $p_{\text{detect}} = p_{\text{edit}}(1 - p_{\text{seq-err}}) + (1 - p_{\text{edit}})p_{\text{seq-err}}$. Hence, \mathcal{A} may read an edit at position i even though it was not edited. The probability to read ℓ edits is thus computed using a binomial distribution, i.e.,

$$\begin{aligned}\Pr[\ell \text{ edits read} \mid \text{Position } i \text{ is key-site}] &= \binom{q}{\ell} p_{\text{detect}}^\ell (1 - p_{\text{detect}})^{q-\ell} \\ \Pr[\ell \text{ edits read} \mid \text{Position } i \text{ is not key-site}] &= \binom{q}{\ell} p_{\text{seq-err}}^\ell (1 - p_{\text{seq-err}})^{q-\ell}\end{aligned}$$

The best choice for \mathcal{A} is to employ a maximum likelihood decision for each position of the challenge. Thus, we define the following likelihood ratio

$$\Theta = \frac{\Pr[\text{Position } i \text{ is key-site} \mid \ell \text{ edits read}]}{\Pr[\text{Position } i \text{ is not key-site} \mid \ell \text{ edits read}]}.$$

The maximum likelihood decision is to decide for i to be a key-site if $\Theta > 1$ and i not being a key-site otherwise. Using Bayes' theorem we can rewrite Θ as

$$\Theta = \frac{\Pr[\ell \text{ edits read} \mid \text{Position } i \text{ is key-site}] \cdot \Pr[\text{Position } i \text{ is key-site}]}{\Pr[\ell \text{ edits read} \mid \text{Position } i \text{ is not key-site}] \cdot \Pr[\text{Position } i \text{ is not key-site}]}$$

As the adversary wants to minimize the errors in the challenges, the probability that a position i is a key-site relates to the challenge instead of to the whole genome. Therefore, we can assume $\Pr[\text{Position } i \text{ is key-site}] = 0.5$ and we get

$$\Theta = \frac{p_{\text{detect}}^\ell (1 - p_{\text{detect}})^{q-\ell}}{p_{\text{seq-err}}^\ell (1 - p_{\text{seq-err}})^{q-\ell}}$$

For $\Theta = 1$ we get the following decision boundary:

$$\frac{\ell}{q} = \frac{\log(1 - p_{\text{seq-err}}) - \log(1 - p_{\text{detect}})}{\log(p_{\text{detect}}) - \log(1 - p_{\text{detect}}) - \log(p_{\text{seq-err}}) + \log(1 - p_{\text{seq-err}})}.$$

A plot of the decision boundary is given in Figure 7. Note that this decision boundary is not limited to the attack scenario but also applies to the honest evaluation of the CF. Therefore, to minimize the error probability every party needs to factor in the sequencing error rate of the used sequencing technology.

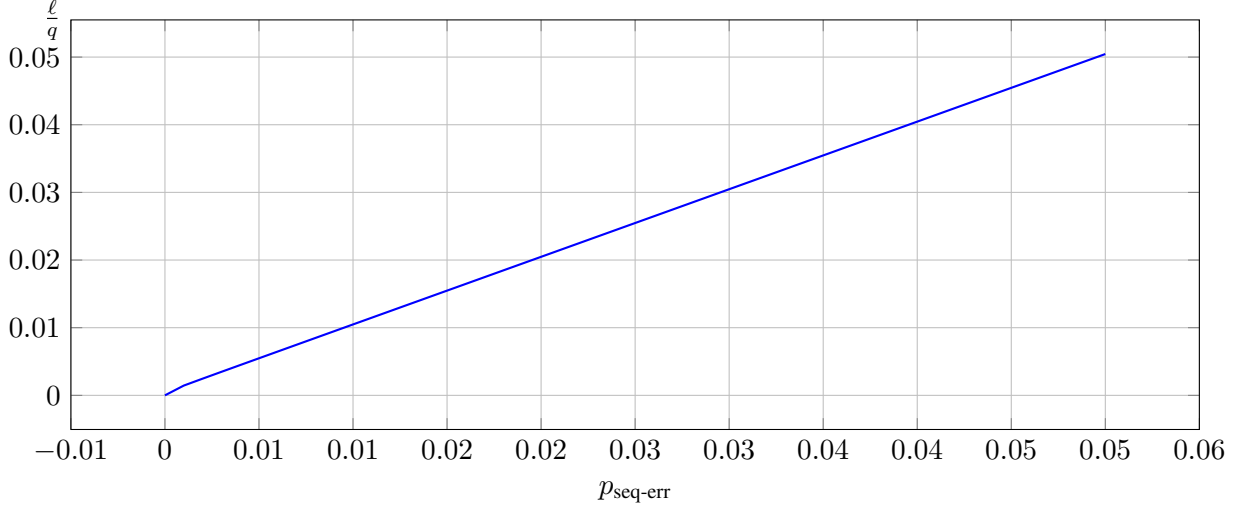


Fig. 7. Decision boundary for the maximum-likelihood rule. The plot shows the threshold on the fraction ℓ/q of reads reporting an edit as a function of the sequencing error rate $p_{\text{seq-err}}$.

Given q , there is an ℓ^* that marks the decision threshold. If the number of reads reporting an edit exceeds this threshold, the adversary decides that position i is a key-site; otherwise, it decides that it is not a key-site. Using this decision rule, the adversary has the following probability to make an error in determining the key-site status at a position i of the challenge:

$$p_{\text{err}}(q) = 0.5 \left(\sum_{j=0}^{\ell^*} \binom{q}{j} p_{\text{detect}}^j (1 - p_{\text{detect}})^{q-j} + \sum_{j=\ell^*+1}^q \binom{q}{j} p_{\text{seq-err}}^j (1 - p_{\text{seq-err}})^{q-j} \right)$$

where the first sum corresponds to the case where position i is a key-site and the second sum to the case where it is not a key-site.

If we let X be the random variable representing the number of errors in the final challenge of the cloning game, then the success probability of the adversary is given by

$$\begin{aligned} \Pr [\text{Clone}_{\mathcal{A}, \text{CFS}_p}(n) = 1] &= \Pr [X < t] \\ &= F_{\text{Bin}}(t, n_{\text{chal}}, p_{\text{err}} p_{\text{detect}} + (1 - p_{\text{err}})(1 - p_{\text{detect}})) \end{aligned}$$

where $F_{\text{Bin}}(\cdot, \cdot, \cdot)$ is the binomial cumulative distribution function, n_{chal} is the length of the challenge and t is the error correcting capability of the code in the Fuzzy Extractor.

VII. CONCLUSIONS

This work introduced *chemical functions* (CFs) and the associated *chemical function infrastructure* (CFI) alongside properties relevant for security applications as a unified framework for security mechanisms realized by chemistry. Building on the formalization of physically unclonable functions, we adapted

concepts from PUFs to the chemical domain and defined the components of a CFI: generation and evaluation procedures, an extraction mechanism with helper data, and a verification interface operating on noisy challenge–response behavior. This abstraction connects laboratory procedures with cryptographic reasoning and enables meaningful comparisons across implementations.

Within this framework, we gave formal definitions of the central security properties—robustness, unclonability, and unpredictability—both in finite domains and asymptotically. We specified adversary capabilities and stated security goals via explicit security games that capture the adversary’s power and success criteria. This places chemically realized mechanisms on a footing comparable to established cryptographic primitives while reflecting laboratory constraints. Instead of quantifying the cost of a specific attack on the scheme, we focused on defining the capabilities of the adversary in the security games and relating the effort required to break the scheme to the effort of evaluating the scheme via a security parameter n .

We instantiated the framework with DNA-based mechanisms, including operable random DNA (orDNA) and Genomic Sequence Encryption (GSE). These case studies show how the CFI components and security games apply in practice, how chemical design and measurement models translate into quantitative guarantees for robustness and unclonability, and how standard extraction techniques yield reproducible verification. This led to the conclusion that DNA-based schemes might be suitable for enabling security applications. Beyond authentication of materials, we outlined how CFs enable key-generation workflows, including distributed settings where multiple near-identical instances reconstruct the same secret from noisy measurements.

By abstracting chemical mechanisms while retaining measurable interfaces, the framework provides a principled basis for designing, analyzing, and comparing chemically grounded authentication and key-generation schemes. We expect it to support a transition from ad hoc designs toward interoperable, quantitatively analyzable, and practically deployable systems.

APPENDIX A

PROOF OF SCHUR-CONCAVITY OF EXPECTED WEIGHTED JACCARD SIMILARITY

Theorem 5 (Schur-concavity). *Let X_i and Y_i denote the counts of the i -th k -mer in two profiles of length s drawn i.i.d. from probability vectors \mathbf{p} and \mathbf{p}' , respectively, where \mathbf{p}' is a permutation of \mathbf{p} . Define*

$$F(\mathbf{p}) = \mathbb{E}_{\pi \in S_{4^k}} \left[\sum_{i=1}^{4^k} \min(X_i, Y_i) \right],$$

where S_{4^k} is the symmetric group on 4^k elements and the expectation is over a uniformly random permutation π . Then $F(\mathbf{p})$ is Schur-concave.

Proof. To establish Schur-concavity of $F(\mathbf{p})$ with respect to the probability vector \mathbf{p} over k -mers, it suffices to prove symmetry and concavity.

Symmetry

Let σ be any permutation of the index set $\{1, 2, \dots, 4^k\}$. Consider $\mathbf{p}_\sigma = (p_{\sigma(1)}, \dots, p_{\sigma(4^k)})$ and write

$$F(\mathbf{p}_\sigma) = \mathbb{E}_{\pi \in S_{4^k}} \left[\sum_{i=1}^{4^k} \min(X_i^\sigma, Y_i^\sigma) \right],$$

where X^σ and Y^σ are the multinomial count vectors obtained from \mathbf{p}_σ and \mathbf{p}'_σ , respectively. Since \mathbf{p}' is a permutation of \mathbf{p} , we have $\mathbf{p}'_\sigma = (\mathbf{p}_\sigma)_\pi = \mathbf{p}_{\sigma\pi}$.

The probability of observing a specific count vector $\mathbf{x}^\sigma = (x_1^\sigma, \dots, x_{4^k}^\sigma)$ under \mathbf{p}_σ is

$$\Pr[X^\sigma = \mathbf{x}^\sigma] = \frac{s!}{x_1^\sigma! x_2^\sigma! \dots x_{4^k}^\sigma!} \prod_{i=1}^{4^k} p_{\sigma(i)}^{x_i^\sigma}$$

With the change of variables $x_i = x_{\sigma^{-1}(i)}^\sigma$ for all i , we obtain

$$\prod_{i=1}^{4^k} (p_{\sigma(i)})^{x_{\sigma(i)}^\sigma} = \prod_{i=1}^{4^k} p_i^{x_i^\sigma}.$$

Hence X^σ has the same distribution as X ; the same reasoning applies to Y^σ . The summand $\sum_i \min(X_i, Y_i)$ is invariant under index relabeling, and since $\{\sigma\pi : \pi \in S_{4^k}\} = S_{4^k}$, the expectation is unchanged. Therefore, $F(\mathbf{p}_\sigma) = F(\mathbf{p})$, i.e., F is symmetric.

Concavity

To show concavity, we must prove that for any probability vectors \mathbf{p} and \mathbf{q} over k -mers and any $\lambda \in [0, 1]$,

$$F(\lambda\mathbf{p} + (1-\lambda)\mathbf{q}) \geq \lambda F(\mathbf{p}) + (1-\lambda)F(\mathbf{q}).$$

For a fixed permutation π , define $F_\pi(\mathbf{p}) = \sum_{i=1}^{4^k} \min(X_i, Y_i)$. Then

$$F(\mathbf{p}) = \mathbb{E}_{\pi \in S_{4^k}} [F_\pi(\mathbf{p})] = \frac{1}{(4^k)!} \sum_{\pi \in S_{4^k}} F_\pi(\mathbf{p}).$$

Hence, it is enough to show that $F_\pi(\mathbf{p})$ is concave for each fixed π , since a positive linear combination of concave functions is concave.

Let $X^{(\mathbf{p})}$ and $X^{(\mathbf{q})}$ be the multinomial count vectors corresponding to \mathbf{p} and \mathbf{q} , respectively, and let X^{comb} correspond to $\lambda\mathbf{p} + (1-\lambda)\mathbf{q}$. Define $Y^{(\mathbf{p})}$, $Y^{(\mathbf{q})}$, and Y^{comb} analogously under the permuted probabilities.

Observe that X^{comb} can be realized by a per-trial mixture: for each of the s draws, with probability λ the draw is from \mathbf{p} and with probability $1 - \lambda$ it is from \mathbf{q} . A similar construction holds for Y^{comb} . Using the concavity of the function $\min(a, b)$ and summing over i , we obtain

$$\sum_{i=1}^{4^k} \min(X_i^{\text{comb}}, Y_i^{\text{comb}}) \geq \lambda \sum_{i=1}^{4^k} \min(X_i^{(\mathbf{p})}, Y_i^{(\mathbf{p})}) + (1 - \lambda) \sum_{i=1}^{4^k} \min(X_i^{(\mathbf{q})}, Y_i^{(\mathbf{q})}).$$

Taking expectations preserves the inequality and yields the desired concavity for each fixed π , and hence for F .

□

ACKNOWLEDGMENT

This work was funded by the European Union (DiDAX, 101115134). Views and opinions expressed are however those of the authors only and do not necessarily reflect those of the European Union or the European Research Council Executive Agency. Neither the European Union nor the granting authority can be held responsible for them.

REFERENCES

- [1] A. M. Luescher, A. L. Gimpel, W. J. Stark, R. Heckel, and R. N. Grass, “Chemical unclonable functions based on operable random DNA pools,” *Nature Communications*, vol. 15, p. 2955, Apr. 2024.
- [2] V. Volf, S. Zhang, K. M. Song, S. Qian, F. Chen, and G. M. Church, “Cryptography in the DNA of living cells enabled by multi-site base editing,” Nov. 2023.
- [3] J. Katz and Y. Lindell, *Introduction to Modern Cryptography*. Chapman and Hall/CRC, 3 ed., Dec. 2020.
- [4] National Institute of Standards and Technology (US), “Submission requirements and evaluation criteria for the post-quantum cryptography standardization process,” 2016.
- [5] F. Armknecht, R. Maes, A.-R. Sadeghi, B. Sunar, and P. Tuyls, “Memory Leakage-Resilient Encryption Based on Physically Unclonable Functions,” in *Towards Hardware-Intrinsic Security* (A.-R. Sadeghi and D. Naccache, eds.), pp. 135–164, Berlin, Heidelberg: Springer Berlin Heidelberg, 2010.
- [6] B. Škorić, P. Tuyls, and W. Ophey, “Robust Key Extraction from Physical Uncloneable Functions,” in *Applied Cryptography and Network Security* (D. Hutchison, T. Kanade, J. Kittler, J. M. Kleinberg, F. Mattern, J. C. Mitchell, M. Naor, O. Nierstrasz, C. Pandu Rangan, B. Steffen, M. Sudan, D. Terzopoulos, D. Tygar, M. Y. Vardi, G. Weikum, J. Ioannidis, A. Keromytis, and M. Yung, eds.), vol. 3531, pp. 407–422, Berlin, Heidelberg: Springer Berlin Heidelberg, 2005.
- [7] D. Lim, J. Lee, B. Gassend, G. Suh, M. Van Dijk, and S. Devadas, “Extracting secret keys from integrated circuits,” *IEEE Transactions on Very Large Scale Integration (VLSI) Systems*, vol. 13, pp. 1200–1205, Oct. 2005.
- [8] R. Pappu, B. Recht, J. Taylor, and N. Gershenfeld, “Physical One-Way Functions,” *Science*, vol. 297, pp. 2026–2030, Sept. 2002.
- [9] B. Gassend, D. Clarke, M. Van Dijk, and S. Devadas, “Silicon physical random functions,” in *Proceedings of the 9th ACM Conference on Computer and Communications Security*, (Washington, DC USA), pp. 148–160, ACM, Nov. 2002.
- [10] S. Katzenbeisser, Ü. Kocabaş, V. Van Der Leest, A.-R. Sadeghi, G.-J. Schrijen, and C. Wachsmann, “Recyclable PUFs: Logically reconfigurable PUFs,” *Journal of Cryptographic Engineering*, vol. 1, pp. 177–186, Nov. 2011.

- [11] M. van Dijk and U. Rührmair, “Physical unclonable functions in cryptographic protocols: Security proofs and impossibility results.” Cryptology ePrint Archive, Paper 2012/228, 2012.
- [12] F. Armknecht, R. Maes, A.-R. Sadeghi, F.-X. Standaert, and C. Wachsmann, “A Formalization of the Security Features of Physical Functions,” in *2011 IEEE Symposium on Security and Privacy*, (Oakland, CA, USA), pp. 397–412, IEEE, May 2011.
- [13] C. T. Clelland, V. Risca, and C. Bancroft, “Hiding messages in DNA microdots,” *Nature*, vol. 399, pp. 533–534, June 1999.
- [14] P. K. Vippathalla and N. Kashyap, “The Secure Storage Capacity of a DNA Wiretap Channel Model,” *IEEE Transactions on Information Theory*, vol. 69, pp. 5550–5569, Sept. 2023.
- [15] A. Leier, C. Richter, W. Banzhaf, and H. Rauhe, “Cryptography with DNA binary strands,” *Biosystems*, vol. 57, pp. 13–22, June 2000.
- [16] R. N. Grass, R. Heckel, C. Dessimoz, and W. J. Stark, “Genomic Encryption of Digital Data Stored in Synthetic DNA,” *Angewandte Chemie International Edition*, vol. 59, no. 22, pp. 8476–8480, 2020.
- [17] Y. Li, M. M. Bidmeshki, T. Kang, C. M. Nowak, Y. Makris, and L. Bleris, “Genetic physical unclonable functions in human cells,” *Science Advances*, vol. 8, p. eabm4106, May 2022.
- [18] U. Rührmair, J. Sölter, and F. Sehnke, “On the foundations of physical unclonable functions.” Cryptology ePrint Archive, Paper 2009/277, 2009.
- [19] U. Rührmair, F. Sehnke, J. Sölter, G. Dror, S. Devadas, and J. Schmidhuber, “Modeling attacks on physical unclonable functions,” in *Proceedings of the 17th ACM Conference on Computer and Communications Security*, (Chicago Illinois USA), pp. 237–249, ACM, Oct. 2010.
- [20] J. Woidasky, I. Sander, A. Schau, J. Moesslein, P. Wendler, D. Wacker, G. Gao, D. Kirchenbauer, V. Kumar, D. Busko, I. A. Howard, B. S. Richards, A. Turshatov, S. Wiethoff, and C. Lang-Koetz, “Inorganic fluorescent marker materials for identification of post-consumer plastic packaging,” *Resources, Conservation and Recycling*, vol. 161, p. 104976, Oct. 2020.
- [21] Z. Yang, J. Chen, Y. Xiao, C. Yang, C.-X. Zhao, D. Chen, and D. A. Weitz, “Digital Barcodes for High-Throughput Screening,” *Chem & Bio Engineering*, vol. 1, pp. 2–12, Feb. 2024.
- [22] Y. Dodis, L. Reyzin, and A. Smith, “Fuzzy Extractors: How to Generate Strong Keys from Biometrics and Other Noisy Data,” in *Advances in Cryptology - EUROCRYPT 2004* (T. Kanade, J. Kittler, J. M. Kleinberg, F. Mattern, J. C. Mitchell, O. Nierstrasz, C. Pandu Rangan, B. Steffen, D. Terzopoulos, D. Tygar, M. Y. Vardi, C. Cachin, and J. L. Camenisch, eds.), vol. 3027, pp. 523–540, Berlin, Heidelberg: Springer Berlin Heidelberg, 2004.
- [23] S. Liu and D. Koslicki, “CMash: Fast, multi-resolution estimation of k-mer-based Jaccard and containment indices,” *Bioinformatics*, vol. 38, pp. i28–i35, June 2022.
- [24] A. Broder, “On the resemblance and containment of documents,” in *Proceedings. Compression and Complexity of SEQUENCES 1997 (Cat. No.97TB100171)*, (Salerno, Italy), pp. 21–29, IEEE Comput. Soc, 1998.
- [25] T. Haveliwala, A. Gionis, and P. Indyk, “Scalable techniques for clustering the web,” 2000.
- [26] A. Juels and M. Sudan, “A Fuzzy Vault Scheme,” *Designs, Codes and Cryptography*, vol. 38, pp. 237–257, Feb. 2006.
- [27] A. W. Marshall, I. Olkin, and B. C. Arnold, *Inequalities: Theory of Majorization and Its Applications*. New York: Springer Science+Business Media, LLC, 2nd ed ed., 2011.
- [28] L. C. Meiser, J. Koch, P. L. Antkowiak, W. J. Stark, R. Heckel, and R. N. Grass, “DNA synthesis for true random number generation,” *Nature Communications*, vol. 11, p. 5869, Nov. 2020.
- [29] R. N. Grass, R. Heckel, M. Puddu, D. Paunescu, and W. J. Stark, “Robust Chemical Preservation of Digital Information

- on DNA in Silica with Error-Correcting Codes,” *Angewandte Chemie International Edition*, vol. 54, pp. 2552–2555, Feb. 2015.
- [30] A. Kuzdrański, M. Miśkiewicz, H. Szczerba, W. Mazurczyk, J. Nivala, and B. Ksieżopolski, “Unlocking the potential of DNA-based tagging: Current market solutions and expanding horizons,” *Nature Communications*, vol. 14, p. 6052, Sept. 2023.
- [31] DiDAX-Project, “State of the art and commercial needs for authentication and in-product documentation,” Nov. 2024.