

Interval Scheduling Games

Vipin Ravindran Vijayalakshmi* Marc Schröder[†] Tami Tamir[‡]

Abstract

We consider a game-theoretic variant of an interval scheduling problem. Every job is associated with a length, a weight, and a color. Each player controls all the jobs of a specific color, and needs to decide on a processing interval for each of its jobs. Jobs of the same color can be processed simultaneously by the machine. A job is covered if the machine is configured to its color during its whole processing interval. The goal of the machine is to maximize the sum of weights of all covered jobs, and the goal of each player is to place its jobs such that the sum of weights of covered jobs from its color is maximized. The study of this game is motivated by several applications like antenna scheduling for wireless networks.

We first show that given a strategy profile of the players, the machine scheduling problem can be solved in polynomial time. We then study the game from the players' point of view. We analyze the existence of Nash equilibria, its computation, and inefficiency. We distinguish between instances of the classical interval scheduling problem, in which every player controls a single job, and instances in which color sets may include multiple jobs.

keywords: Interval scheduling, Scheduling games, Equilibrium inefficiency.

1 Introduction

Scheduling problems and game-theory are a fruitful and well studied combination. The machine scheduling problem that we consider in this paper is motivated by the beam selection problem on a base station [23, 26]. Antennas in modern 5G base stations are designed to dynamically steer their beams to focus transmission signals towards specific users using a technique known as beam forming. Beam forming maximizes data throughput between the base station and the user equipment while minimizing the radio interference. Base stations serve multiple users by allocating time intervals during which it directs its beam toward each user. However, base station antennas often suffer the restriction that only a subset of beams can be activated at

*Viavi Solutions, Berlin, Germany, E-mail: vipin.rv@oms.rwth-aachen.de.

[†]School of Business and Economics, Maastricht University, Netherlands, E-mail: m.schroder@maastrichtuniversity.nl

[‡]School of Computer Science, Reichman University, Israel. E-mail: tami@runi.ac.il.

any given point in time [23, 26]. The resource scheduler in a base station must choose these time intervals effectively to maximize overall network performance, especially in environments with multiple users competing for access to the radio resource, e.g., at a football stadium, by deciding when and for how long the radio resources are scheduled for a user. Beam forming techniques have become an integral part of 5G wireless communication and this gives rise to the optimization problem of deciding which beam is active at which point in time, having implications for the set of users that can be serviced.

We model this scheduling problem by means of a generalization of the classic interval scheduling problem [21]. In the classic interval scheduling problem, we are given a machine and processing intervals for jobs so that the machine has to decide which jobs are rejected and which jobs are processed, subject to no two processed jobs having overlapping processing intervals. In our generalization, at each point in time the machine has to be configured to a certain color, a color can be thought of as a single beam direction in the beam selection problem, so that all jobs of this color can be serviced simultaneously. A job is then completed if the machine is configured to that color during all its processing interval.

We are interested in a game-theoretic variant of the above interval scheduling problem. Assuming players know how the machine solves the beam selection problem, players compete for access to the radio resource. That is, players schedule their requests by selecting a time interval such that their requests can be processed. We assume that each player controls jobs of one color. The strategy of a player is to decide on a processing interval for each job of its color. The player's goal is to assign the jobs such that the machine will complete as many jobs of its color as possible.

We consider three different problems related to the above description. First, we solve the machine scheduling problem that decides which jobs are covered given the processing interval of each job. Second, we study the problem of assigning jobs to processing intervals so that the sum of weights of all covered jobs is maximized. Third, we provide answers to basic problems in the analysis of the corresponding game. Specifically, we study the existence and computation of a pure Nash equilibrium, computation and convergence of best-response dynamics, and the equilibrium inefficiency.

2 Model

An interval scheduling game is given by a tuple $\langle \mathcal{J}, \mathcal{C}, T, (p_j)_{j \in \mathcal{J}}, (w_j)_{j \in \mathcal{J}} \rangle$, containing a set of jobs $\mathcal{J} = \{1, \dots, n\}$, a set of colors \mathcal{C} with $|\mathcal{C}| = c$ and a time interval $[0, T)$, where every job $j \in \mathcal{J}$ has a color $c_j \in \mathcal{C}$, a length $0 \leq p_j \leq T$ and a weight $w_j \geq 0$.

For $i \in \mathcal{C}$, denote by S_i the jobs having color i . We assume that all the jobs of S_i are controlled by one player. A strategy, σ_i , of player i assigns a processing interval $[s_j, f_j) \subseteq [0, T)$ with $f_j - s_j = p_j$ to each job j with $c_j = i$. A profile $\sigma = (\sigma_i)_{i \in \mathcal{C}}$ assigns a strategy to each

player.

Given a strategy profile σ , the machine faces the following scheduling problem. We say that job j is *covered* in a given schedule if the machine is configured to process color c_j during $[s_j, f_j)$. Note that if the machine is configured to a specific color, the machine can service an unlimited number of jobs from that color simultaneously. Let $\mathcal{S} \subseteq \mathcal{J}$ be the set of covered jobs. The goal of the machine is to maximize $\sum_{j \in \mathcal{S}} w_j$. Formally, the output for the machine scheduling problem is a configuration for the machine, i.e., a partition of the interval $[0, T)$ to intervals $\{[0, t_1), \dots, [t_{m-1}, t_m = T)\}$ and a mapping $\gamma : \{1, \dots, m\} \rightarrow \mathcal{C}$, such that for every $1 \leq k \leq m$, the machine is configured to process jobs of color $\gamma(k)$ during $[t_{k-1}, t_k)$.

Given strategy profile σ , the machine solves its optimization problem. Thus, determining for each job whether it is covered or not. The utility of each player $i \in \mathcal{C}$, denoted by $u_i(\sigma)$, is given by the sum of weights of covered jobs j with $c_j = i$. Given $i \in \mathcal{C}$ and $\sigma_{-i} = (\sigma_j)_{j \neq i}$, we say a strategy σ_i is a best-response for player i if $u_i(\sigma_i, \sigma_{-i}) \geq u_i(\sigma'_i, \sigma_{-i})$ for all σ'_i . A strategy profile σ is called a *Nash equilibrium* (NE) if for all $i \in \mathcal{C}$, $u_i(\sigma_i, \sigma_{-i}) \geq u_i(\sigma'_i, \sigma_{-i})$ for all σ'_i .

Best-response dynamics (BRD) is a local-search method where in each iteration some player is chosen and plays its best strategy given the strategies of the other players. When applied to our game, every iteration consists of two steps. First, an arbitrary player $i \in \mathcal{C}$ is chosen and may modify the location of the intervals of S_i . Then, as a response, the machine may modify its configuration along $[0, T)$. The dynamics then proceed to the next iteration, until no player has a beneficial deviation. Note that BRD need not always stop.

Example 2.1. Consider the following game with $T = 4$ and $c = 2$. Player 1 controls the set S_1 , which includes two jobs, where $p_1 = 4$ and $p_2 = 1$, both having weight 2. Player 2 controls the set S_2 , which includes a single job of length $p_3 = 1$ and weight 3.

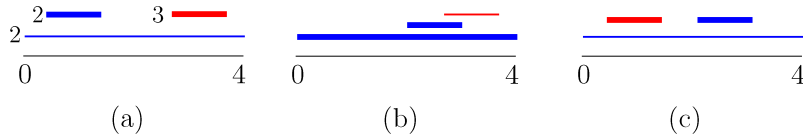


Figure 1: A game G with $c = 2$ that has no NE. Intervals are labeled by their weights. Bold intervals are covered by the machine.

If the two unit jobs are placed in disjoint intervals (See Figure 1(a)) then the machine will process them. The utilities of the players are $(2, 3)$. If the two unit jobs are placed in overlapping intervals (Figure 1(b)) then the machine will cover only jobs of S_1 . The utilities of the players are $(4, 0)$. Therefore, the game has no NE: Player 2 will place its unit job such that it does not overlap with the unit-job of player 1, and player 1 will place its unit-job such that it overlaps with job 3. Since $T = 4$, player 2 always has a valid move (Figure 1(c)).

Denote the set of Nash equilibria of a given game G by \mathcal{E} . Define the profit of strategy

profile σ by $\text{val}(\sigma) = \sum_{i \in C} u_i(\sigma)$. We identify classes for which an NE is guaranteed to exist, provide algorithms for computing an NE, study the convergence of best-response dynamics, and analyze the inefficiency of Nash equilibria. To this end, the strategy profile σ that maximizes $\text{val}(\sigma)$ is denoted the social optimum solution (OPT) and its profit is denoted by $\text{val}(\text{OPT})$. The *price of anarchy* (PoA) and the *price of stability* (PoS) of a game G are defined as follows.

$$\text{PoA}(G) = \frac{\text{val}(\text{OPT})}{\min_{\sigma \in \mathcal{E}} \text{val}(\sigma)} \quad \text{and} \quad \text{PoS}(G) = \frac{\text{val}(\text{OPT})}{\max_{\sigma \in \mathcal{E}} \text{val}(\sigma)}.$$

Some of our results refer to restricted classes of games, specifically

1. $\mathcal{G}_{\text{single}}$ - games corresponding to the classic interval scheduling problem – in which there is exactly one job from each color, that is, $n = c$.
2. $\mathcal{G}_{\text{unit}}$ - games with unit-length jobs, that is, for every job $j \in \mathcal{J}$ it holds that $p_j = 1$.
3. $\mathcal{G}_{\text{prop}}$ - games in which the weight of a job is proportional to its length, that is, for every job $j \in \mathcal{J}$ it holds that $w_j = p_j$.

2.1 Our Results

Our first result, Theorem 3.1, shows that given a strategy profile of the players, the machine scheduling problem can be solved in polynomial time using dynamic programming.

We then proceed to show in Theorem 4.2 that computing the socially optimal solution for the players can be done in polynomial time if the number of colors is constant, but in Theorem 4.3 that it is NP-hard for an arbitrary number of colors.

We next analyze Nash equilibria of the interval scheduling game. We show in Example 2.1 that in general, even with two players, a (pure) Nash equilibrium need not exist. However, for the game-theoretic variant of the classic interval scheduling problem, where every player controls a single job, $c = n$, we prove in Theorem 5.1 that a (pure) Nash equilibrium always exists and the price of stability is 1. For this class of games, we present in Theorem 5.3 an algorithm for computing an NE. Then, Theorem 5.4 provides a complete and tight analysis of the inefficiency of Nash equilibria. For $n \leq 5$, we show that the price of anarchy is at most 2 and for $n \geq 6$, we show that the price of anarchy is at most $(n - 1)/2$. Moreover, these bounds are tight. We provide a significantly lower upper bound of 3 in Theorem 5.10 for the restricted setting of the classic interval scheduling problems with processing time equal to the weight.

For general games, we prove in Theorem 6.2 and Theorem 6.3 that even with only two players, computing the best-response of a player, as well as deciding whether an instance has a Nash equilibrium is NP-hard. In Theorem 6.5 we present an upper bound of c for the price of anarchy, and show that even the best NE can have poor quality, by proving that the price of stability is at least $\frac{c}{2} - \epsilon'$ for all $\epsilon' > 0$.

A second class of interval scheduling games with a guaranteed Nash equilibrium are games with unit processing times. For this class, the price of anarchy is significantly lower. To be more precise, in Theorem 6.8 we provide a tight bound of $\min\{3 - 2/c, 3 - 2/\lfloor T \rfloor\}$.

Lastly, we define a natural extension of the game, in which jobs may be associated with different release times and due dates, and show in Theorem 7.1 that even instances with unit processing time might lack equilibria.

2.2 Related Literature

The machine scheduling problem we study is a generalization of the classical interval scheduling/activity selection problem. This problem can be solved greedily for unweighted jobs [8, 16], and by dynamic programming [21] or min-cost flow computation [2, 6] for weighted jobs. For an overview of different variants of interval scheduling, we refer to [22, 25]. Our analysis shows a close connection to the famous knapsack problem — one of Karp’s NP-complete problems [20].

There are many game-theoretic models of job scheduling problems. The majority of this literature refer to games in which each job selfishly chooses a machine so as to minimize a certain objective. Different authors make various assumptions about the machines’ scheduling policy, the cost function of the players, and the social welfare function to be considered, like the makespan of the schedule or the sum of completion times. This line of research was initiated by [24] and later extended by, for example, [5, 11, 12, 13, 14, 29].

Real-time scheduling, refers to a scheduling environment in which jobs are associated with intervals during which they have to be processed. There is wide literature on real-time scheduling, either on a single or on parallel machines (see surveys in [10, 19]). Most of the existing work consider systems controlled by an external authority determining the jobs’ assignment. When the server has a limited capacity, and jobs have variable-weights, many problems such as minimizing the number of late jobs, or minimizing the servers’ busy time are NP-hard, even with unit-length jobs [9, 1]. On the other hand, with unit-weight unit-length jobs, these problems are polynomially solvable [3, 10]. Real-time scheduling has been studied as a cost-sharing game, in which jobs that are processed in the same interval, share the machine’s activation cost in this interval [28, 17]. In the above games, the machine may process multiple jobs simultaneously and the congestion on the machine during its processed interval determines the job’s cost. The paper [18] considers a strategic variant of the multistage interval scheduling problem, in which jobs consist of several tasks, and all tasks have to be scheduled in order to obtain the profit associated with the job.

Another related game is *selfish bin packing*. The goal in this line of research is to find a cost-sharing rule so that number of bins used by selfish jobs is as close as possible to the optimal number of bins [4, 30, 15, 31]. A different setting in which players correspond to jobs who need to be processed by a machine with a limited capacity arises in *knapsack auctions*,

where each job suggests a payment for being processed [27, 7]. We note that in the above packing games, a profile does not specify the location of a packed item in the knapsack, unlike our game, in which the specific interval in which a job is processed within the interval $[0, T)$ plays a crucial role.

3 Optimal Algorithm for the Machine Scheduling Problem

In this section we show that we can compute an optimal configuration for the machine in polynomial time. The input for the problem is a placement of the jobs in $[0, T)$, and the output for the machine scheduling problem is a configuration for the machine. The objective is to maximize the weight of covered jobs.

Observe first that if $c = n$, that is, every player controls a single job, then the machine's scheduling problem is the classical interval scheduling/activity selection problem [21].

We present an optimal solution for the most general instance of arbitrary length, arbitrary weight jobs, and arbitrary number of colors. The following notations are used in our solution. We assume that the jobs are indexed by finish time, that is, $f_1 \leq \dots \leq f_n$.

- For a set of jobs $J \subseteq \mathcal{J}$, let $w(J) := \sum_{j \in J} w_j$ be the total weight of jobs in J .
- For every job $j \in \mathcal{J}$, let $prev(j) := \max\{k \in \mathcal{J} \mid f_k < s_j\}$, that is, $prev(j)$ is the index of the last job to end before job j . If there is no such job, then define $prev(j) = 0$.
- For every job $j \in \mathcal{J}$, let $In(j) := \{k \in \mathcal{J} \mid [s_k, f_k) \subseteq [s_j, f_j) \text{ and } c_k = c_j\}$, that is, $In(j)$ is the set of jobs that have the same color as job j and whose interval is fully included in the interval of job j . In particular, $j \in In(j)$.

Theorem 3.1. *There is a dynamic program that, for each strategy profile σ , solves the machine scheduling problem for σ in polynomial time.*

Proof. Define $A[j]$ to be the maximum profit from a solution in which job j is the last covered job. In other words, $A[j]$ represents the maximum profit from an instance that only includes jobs $1, \dots, j$ when job j is covered.

The base case is $A[0] = 0$. The recursive formula for $j \geq 1$ is $A[j] = \max\{X, Y\}$, where

$$X = \max_{k \leq prev(j)} A[k] + w(In(j))$$

and

$$Y = \max_{k < j \text{ and } c_k = c_j \text{ and } k \notin In(j)} A[k] + w(In(j) \setminus In(k)).$$

The value of X is the maximum profit in case the last job covered before job j ends before job j starts. The value of Y is the maximum profit in case job j starts while the machine

services earlier jobs of color c_j . In this case, we select the intersecting job from j 's color, for which the added profit from extending the interval in which the machine is configured to c_j is maximal. Note that the case in which the machine is configured to c_j and is then idle, is covered in both X and Y .

Once the table A is full, the value of an optimal solution is given by $\max_j A[j]$. The optimal schedule itself can be retrieved by backtracking. We assume that the machine applies some arbitrary deterministic tie-breaking rule.

The solution involves a pre-processing in which $prev(j)$, $In(j)$, $w(In(j))$ are computed for all j , as well as a computation of $In(j) \setminus In(k)$ and $w(In(j) \setminus In(k))$ for all $k < j$ and $c_k = c_j$. Since the jobs are sorted by finish time, all these values can be computed in total time $O(n^2 \log n)$ using interval trees. Once these values are computed, computing $A[j]$ takes $O(n)$ -time for a total of $O(n^2)$. Thus, the total time complexity of the algorithm is $O(n^2 \log n)$. \square

4 Computing the Social Optimum of a Game

In this section we consider the optimization problem of finding a strategy profile that maximizes the sum of weights of covered jobs. Note that this task should not be confused with the problem of computing an optimal schedule for the machine (discussed in Section 3). The problem considered below is the following: Given an instance $\langle \mathcal{J}, \mathcal{C}, T, (p_j)_{j \in \mathcal{J}}, (w_j)_{j \in \mathcal{J}} \rangle$ of the game, place the jobs in $[0, T)$, such that an optimal configuration of the machine produces maximal profit. We first prove the following property.

Claim 4.1. *For all G , there exists a socially optimal solution in which the machine processes jobs of each color $i \in \mathcal{C}$ during at most one interval.*

Proof. Assume that the output of the socially optimal solution has a different structure. That is, for some color i , the machine processes color i in two disjoint intervals. Specifically, let $[a, b)$, $[b, c)$, and $[c, d)$ be adjacent intervals such that $a < b < c$ and the machine processes jobs from S_i during both $[a, b)$ and $[c, d)$, and jobs from other classes during $[b, c)$. Clearly, the profit from every interval $[x, y)$ is achieved only due to jobs of length at most $y - x$. Consider a schedule in which the jobs covered during $[c, d)$ are shifted to be covered during $[b, b + d - c)$ and the jobs covered during $[b, c)$ are shifted to be covered in $[b + d - c, d)$. Note that the machine processes jobs of S_i during $[a, b + d - c)$. It is easy to see that the profit of the machine does not reduce, since every job that was covered in the original schedule is covered also in the modified schedule. Therefore, as long as there is a color covered in more than one interval, it is possible to modify the schedule and reduce the number of intervals, without decreasing the sum of weights of covered jobs. \square

Based on the above claim, we show the following:

Theorem 4.2. *If c is constant, then the socially optimal solution can be computed in polynomial time.*

Proof. For simplicity, add a dummy job of length 0 and weight 0 to each set S_i . Let $n_i = |S_i|$. By Claim 4.1, the machine processes jobs of color i in a single interval. We can assume w.l.o.g., that jobs of S_i are covered in interval $[t_{i-1}, t_i)$, such that $t_0 = 0, t_c = T$ and $\sum_{i=1}^c (t_i - t_{i-1}) = T$. Also w.l.o.g., this interval allocated to color i has length p_j for some $j \in S_i$. Therefore, a socially optimal solution can be calculated by considering at most $\prod_{i=1}^c n_i$ candidate solutions. Specifically, for every (a_1, a_2, \dots, a_c) , where for all i , $0 \leq a_i \leq n_i$, let $p_{a_i}(i)$ be the length of the a_i -th shortest job in S_i and let $W_{a_i}(i)$ be the total weight of the shortest a_i jobs of S_i . The solution induced by (a_1, a_2, \dots, a_c) is feasible if $\sum_{i=1}^c p_{a_i}(i) \leq T$ and its profit is $\sum_{i=1}^c W_{a_i}(i)$. \square

Theorem 4.3. *Computing the socially optimal solution is NP-hard, already for the class \mathcal{G}_{single} .*

Proof. The proof is by a simple reduction from the 0 – 1 Knapsack problem. Note that in our reduction $|S_i| = 1$ for all $1 \leq i \leq c$.

An instance of the knapsack problem is given by a set of c items each associated with a weight p_i and a value w_i . A subset of these items should be placed in a knapsack with capacity T such that the total value of the packed items is maximal.

Given an instance of Knapsack, consider a game played in the interval $[0, T)$. There are c colors, where S_i consists of a single job of length p_i and weight w_i . It is easy to see that there is a packing with total value W if and only if there is a valid schedule with total profit W . \square

5 One Job per Color

In this section we analyze the class \mathcal{G}_{single} where $c = n$. This class corresponds to the classic interval scheduling problem. For every color $1 \leq i \leq c$, denote by p_i, w_i the length and the weight of the single job in S_i .

Every game $G \in \mathcal{G}_{single}$ induces a 0 – 1 Knapsack problem, with a knapsack of capacity T , and n items, where item i has size p_i and value w_i . Some of the results in this section leverage the relation between the game and its corresponding packing problem. We note the following crucial differences between the problems. First, in the knapsack problem, the physical location of the items is not part of the solution, whereas in our setting, it plays a pivotal role. Second, in the knapsack problem, items that are not packed are simply rejected, whereas in our game, every job must be placed somewhere in the interval $[0, T)$; the machine selects a set of non-overlapping jobs, corresponding to the packed items.

Theorem 5.1. *Every game $G \in \mathcal{G}_{single}$ has an NE profile, and $\text{PoS}(\mathcal{G}_{single}) = 1$.*

Proof. Observe that an optimal solution of the corresponding knapsack problem induces an NE, by placing the corresponding jobs one after the other along the interval $[0, T)$. This placement is an NE since no non-covered job can be added without rejecting jobs of at least the same weight. This relation with the knapsack problem also implies that $\text{PoS}(G) = 1$ for all $G \in \mathcal{G}_{\text{single}}$. \square

Proposition 5.2. *For every game $G \in \mathcal{G}_{\text{single}}$, best-response dynamics converges to an NE.*

Proof. A deviation is beneficial for a job $j \in \mathcal{J}$ only if j is not covered before the deviation and becomes covered afterward. After job j 's deviation, the machine can maintain its configuration over the interval $[0, T)$ and retain its profit. The machine modifies its strategy to cover j , as this increases its profit. Consequently, every beneficial best response of a player is associated with an increase in the machine's profit. Since the maximum profit from covered jobs is bounded, the result follows. \square

We turn to consider the problem of computing an NE. It might seem that any approximation algorithm for the knapsack problem could easily be adapted to our game by scheduling one after the other, the jobs corresponding to the packed items. However, the resulting schedule is not necessarily an NE. While best-response dynamics are guaranteed to converge to an NE with at least the same profit, there does not seem to be a straightforward way to bound the convergence time. However, as we show, an NE can be computed efficiently.

Theorem 5.3. *For every game $G \in \mathcal{G}_{\text{single}}$, computing an NE profile can be done in polynomial time.*

Proof. We present an algorithm for computing an NE. Recall that for every job $j \in \mathcal{J}$, it holds that $0 \leq p_j \leq T$. We also assume that for at least one pair of jobs, x, y we have that $p_x + p_y \leq T$, as otherwise, covering just the most profitable job is clearly an NE.

Algorithm 1 - Computing an NE schedule of a game $G \in \mathcal{G}_{single}$

```
1: Let  $h$  be a job with maximal weight.
2: Let  $\{a, b\}$  be a pair of jobs for which  $w_a + w_b$  is maximal among all pairs  $x, y$  fulfilling
    $p_x + p_y \leq T$ . Possibly,  $a = h$  or  $b = h$ .
3: if  $w_a + w_b \leq w_h$  then
4:   For every  $i \in \mathcal{J}$ , schedule job  $i$  in  $[0, p_i)$  and halt
5: else
6:   Schedule job  $a$  in  $[0, p_a)$  and job  $b$  in  $[p_a, p_a + p_b)$ .
7:   Sort  $\mathcal{J} \setminus \{a, b\}$  such that  $w_1 \geq w_2 \geq \dots \geq w_{n-2}$ .
8:   Let  $C = p_a + p_b$ .
9:   for  $i = 1$  to  $n - 2$  do
10:    if  $C + p_i \leq T$  then
11:      Schedule job  $i$  in  $[C, C + p_i)$ .
12:       $C = C + p_i$ .
13:    else
14:      Schedule job  $i$  such that it overlaps both  $a$  and  $b$ .
15:    end if
16:  end for
17: end if
```

The algorithm distinguishes between two cases. In the first case, the most profitable job, h , is more profitable than any pair of jobs that can fit together in $[0, T)$. This case is handled in lines 3-4. In the second case, let a, b be a most profitable pair that can fit in $[0, T)$ and have total profit higher than h . This case is handled in lines 6-16.

Assume first that the condition in line 3 is valid. Thus, for any job $i \neq h$, $p_h + p_i > T$. Indeed, if for some job $i \neq h$, $p_h + p_i \leq T$, then $w_a + w_b \geq w_h + w_i > w_h$, contradicting the condition in line 3. This implies that the schedule produced in step 4 is an NE: all jobs overlap at $t = 0$, the machine processes job h , and no job a can move to an interval disjoint with h or disjoint with a job b such that $w_a + w_b > w_h$.

Assume next that the condition in line 3 is not valid, that is, $w_a + w_b > w_h$. The algorithm first schedules a and b one after the other in the leftmost position of the schedule, and then considers the remaining jobs in non-increasing order by weight. A job that fits is placed in the leftmost idle position; a job that does not fit, is placed such that it overlaps both a and b . Let σ denote the resulting schedule.

Since $w_a + w_b > w_h$, the machine will cover a and b and the jobs that were placed one after the other during the loop in lines 7-16. The jobs that intersect a and b will not be covered. We show that σ is an NE.

For every non-covered job i , at the time i is considered by the algorithm, the total busy

time of the machine is more than $T - p_i$. Assume that i moves to an interval that begins after $p_a + p_b$. By the algorithm, such an interval must intersect at least one job that is more profitable than i , and therefore, covering i is not beneficial for the machine. Assume next that i moves to an interval that intersects $[0, p_a + p_b]$. Note that at most one additional job that intersects $[0, p_a + p_b]$ (possibly a or b) can be covered together with job i . However, if covering a different pair that begins in $[0, p_a + p_b)$ is beneficial for the machine, we get a contradiction to the choice of $\{a, b\}$ in step 2 of the algorithm. \square

We turn to analyze the equilibrium inefficiency. While the price of stability is 1, we show that the price of anarchy is linear in n , which means that highly inefficient equilibria exist as well.

Theorem 5.4. *Let $G \in \mathcal{G}_{single}$. If $n \leq 5$ then $\text{PoA}(G) \leq 2$. If $n \geq 6$, then $\text{PoA}(G) \leq \frac{n-1}{2}$.*

Proof. Let OPT be an optimal profile. Denote by $n^* \leq n$ the number of jobs that are covered in OPT. Sort the jobs covered by OPT such that $w_1 \geq w_2 \geq \dots \geq w_{n^*}$.

Since job 1 can be selected by the machine, for any NE profile σ it holds that $\text{val}(\sigma) \geq w_1$. If $n^* = 2$ then $\text{PoA}(G) \leq 2$, since $\text{OPT} = w_1 + w_2$ and $w_1 \geq w_2$.

Consider next the case $n^* = 3$. If $w_1 \geq \text{OPT}/2$, then clearly, $\text{PoA}(G) \leq 2$. If $w_1 < \text{OPT}/2$ then any two jobs in $A_3 = \{1, 2, 3\}$ have total profit at least $\text{OPT}/2$. Consider an NE σ . If at least two jobs from A_3 are covered, then $\text{val}(\sigma) \geq \text{OPT}/2$. Otherwise, assume that job 1 is assigned to interval $[t, t + p_1)$. Note that at least one of the intervals $[0, t)$, and $[t + p_1, T)$ have length at least $\frac{T-p_1}{2}$. Since all the jobs in A_3 are covered in OPT, we have that $p_2 + p_3 \leq T - p_1$, thus $\min\{p_2, p_3\} \leq \frac{T-p_1}{2}$. If $\text{val}(\sigma) < \text{OPT}/2$, each of job 2 and 3 intersects job 1. However, in this case, at least one of 2 and 3 fits into $[0, t)$ or $[t + p_1, T)$, implying that at least one of these two jobs has a beneficial migration. Therefore, if $n^* = 3$ then $\text{PoA}(G) \leq 2$.

We turn to consider the case $n^* \geq 4$. Our proof distinguishes between the case $n^* = n$ and the case $n^* \leq n - 1$.

Case 1: $n^* = n$: Assume that all jobs are covered in OPT. Note that this implies that $\sum_{i=1}^n p_i \leq T$. Let σ be an NE profile. Denote by $\mathcal{J}_{in}(\sigma)$ and $\mathcal{J}_{out}(\sigma)$ the sets of jobs that are covered and non-covered, respectively, by the machine in σ . Let $n_{in}(\sigma) = |\mathcal{J}_{in}(\sigma)|$ and $n_{out}(\sigma) = |\mathcal{J}_{out}(\sigma)|$. Note that $n_{out}(\sigma) + n_{in}(\sigma) = n$.

Claim 5.5. $n_{out}(\sigma) \leq n_{in}(\sigma)$.

Proof. Let $B = \sum_{i \in \mathcal{J}_{in}(\sigma)} p_i$ be the total busy time of the machine in σ . Since all jobs in the instance can fit into $[0, T)$, the machine is idle at least $\sum_{i \in \mathcal{J}_{out}(\sigma)} p_i$ time units. Thus, $\sum_{i \in \mathcal{J}_{out}(\sigma)} p_i \leq T - B$. There are $n_{in}(\sigma)$ covered jobs, hence, at most $n_{in}(\sigma) + 1$ idle intervals, where at least one of the idle intervals has length at least $\frac{T-B}{n_{in}(\sigma)+1}$.

By averaging, the shortest non-covered job has length at most $\frac{\sum_{i \in J_{out}(\sigma)} p_i}{n_{out}(\sigma)} \leq \frac{T-B}{n_{out}(\sigma)}$. Given that σ is an NE, no non-covered job can fit into an idle interval, therefore, $\frac{T-B}{n_{out}(\sigma)} > \frac{T-B}{n_{in}(\sigma)+1}$, implying $n_{out}(\sigma) < n_{in}(\sigma) + 1$, therefore, $n_{out}(\sigma) \leq n_{in}(\sigma)$. \square

Claim 5.6. *For any two jobs $a, b \in J_{out}(\sigma)$, it holds that $w_a + w_b \leq \text{val}(\sigma)$.*

Proof. Let x be the leftmost job in $J_{in}(\sigma)$ such that $f_x \geq p_a$. Let X be the set of jobs in $J_{in}(\sigma)$ that are covered in $[0, f_x)$. For an illustration, see Figure 2. Since σ is an NE, $w_a \leq \text{val}(X)$. Similarly, let y be the rightmost job in $J_{in}(\sigma)$ such that $s_y \leq T - p_b$. Let Y be the set of jobs in $J_{in}(\sigma)$ that are covered in $[s_y, T)$. Since σ is an NE, $w_b \leq \text{val}(Y)$. Also, $X \cap Y = \emptyset$ since all jobs can fit into $[0, T)$ and in particular $p_a + p_b + p_x + p_y \leq T$. We conclude that $w_a + w_b \leq \text{val}(X \cup Y) \leq \text{val}(\sigma)$. \square

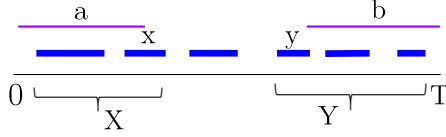


Figure 2: The non-covered jobs a, b , and the sets X, Y . The jobs of $J_{in}(\sigma)$ are bold.

We use the above claims to conclude the analysis for $n^* = n \geq 4$ as follows.

Claim 5.7. *If $n = n^* = 4$, then $\text{PoA}(G) \leq 2$, and if $n = n^* \geq 5$, then $\text{PoA}(G) \leq \frac{n-1}{2}$.*

Proof. Recall that $\text{OPT} = \text{val}(J_{in}(\sigma)) + \text{val}(J_{out}(\sigma)) = \text{val}(\sigma) + \text{val}(J_{out}(\sigma))$. Let $n = 4k + r$ for $0 \leq r \leq 3$.

- If $r = 0$, then by Claim 5.5, $n_{out}(\sigma) \leq 2k$. Claim 5.6 implies that $\text{val}(J_{out}(\sigma)) \leq k \cdot \text{val}(\sigma)$. We get that $\text{PoA}(G) \leq 1 + k = 1 + \frac{n}{4}$. For all $n \geq 6$ it holds that $1 + \frac{n}{4} \leq \frac{n-1}{2}$. Note that for $n = 4$ we have a bound of $\text{PoA}(G) \leq 2$, thus, this case covers correctly all $n = 4k$ for $k \geq 2$.
- If $r = 1$, then by Claim 5.5, $n_{out}(\sigma) \leq 2k$. Claim 5.6 implies that $\text{val}(J_{out}(\sigma)) \leq k \cdot \text{val}(\sigma)$. We get that $\text{PoA}(G) \leq 1 + k = 1 + \frac{n-1}{4}$. For any $n \geq 5$ it holds that $1 + \frac{n-1}{4} \leq \frac{n-1}{2}$.
- If $r = 2$, then by Claim 5.5, $n_{out}(\sigma) \leq 2k + 1$. Claim 5.6 implies that $\text{val}(J_{out}(\sigma)) \leq (k + \frac{1}{2}) \cdot \text{val}(\sigma)$. We get that $\text{PoA}(G) \leq 1 + (k + \frac{1}{2}) = \frac{3}{2} + \frac{n-2}{4}$. For any $n \geq 6$ it holds that $\frac{3}{2} + \frac{n-2}{4} \leq \frac{n-1}{2}$.
- If $r = 3$, then by Claim 5.5, $n_{out}(\sigma) \leq 2k + 1$. Claim 5.6 implies that $\text{val}(J_{out}(\sigma)) \leq (k + \frac{1}{2}) \cdot \text{val}(\sigma)$. We get that $\text{PoA}(G) \leq 1 + (k + \frac{1}{2}) = \frac{3}{2} + \frac{n-3}{4}$. For any $n \geq 5$ it holds that $\frac{3}{2} + \frac{n-3}{4} \leq \frac{n-1}{2}$.

□

Case 2: $n^* \leq n - 1$: If $w_1 > \frac{2\text{OPT}}{n^*}$, then we are done. Otherwise, by averaging, for all $1 \leq i \leq n^*$, we have that $\sum_{k=1}^i w_k \geq \frac{i \cdot \text{OPT}}{n^*}$. We show that job 1, together with any of 2 or 3 are sufficient to achieve profit $\frac{2\text{OPT}}{n^*}$. Formally:

Claim 5.8. *For $i = 2, 3$ it holds that $w_1 + w_i \geq \frac{2\text{OPT}}{n^*}$.*

Proof. By averaging, $w_1 + w_2 \geq \frac{2\text{OPT}}{n^*}$. The proof for $w_1 + w_3$ is a bit more involved. Let $w_1 = \frac{\text{OPT}}{n^*} + x + z$, $w_2 = \frac{\text{OPT}}{n^*} + x$ for some x, z with $x + z \geq 0$ and $z \geq 0$. Assume by contradiction that $w_1 + w_3 < \frac{2\text{OPT}}{n^*}$. Therefore, $w_3 = \frac{\text{OPT}}{n^*} - y$ for some $y > x + z \geq 0$. The total weight of the remaining $n^* - 3$ jobs is $\text{OPT} - \frac{3\text{OPT}}{n^*} - 2x - z + y = \frac{(n^* - 3)\text{OPT}}{n^*} - x - (x + z - y) > \frac{(n^* - 3)\text{OPT}}{n^*} - x$ (since $y > x + z$). The weight of job 4, which is at least the average among the remaining $n^* - 3$ is more than $\frac{\text{OPT}}{n^*} - \frac{x}{n^* - 3}$. However, by the sorting, $w_4 \leq w_3$ implying that $\frac{x}{n^* - 3} > y$, which contradicts $y > x + z$ and $z \geq 0$. Thus, $w_1 + w_3 \geq \frac{2\text{OPT}}{n^*}$. □

Consider an NE profile σ . If job 1 is covered, then, similar to the analysis of $n^* = 3$, at least one of job 2, 3 is covered, or has a beneficial migration, implying that either $\text{val}(\sigma) \geq \frac{2\text{OPT}}{n^*}$ (by Claim 5.8), or contradicting the stability of σ .

Therefore, we are left with the case that job 1 is not covered. If $\text{val}(\sigma) < \frac{2\text{OPT}}{n^*}$ it must be that job 1 intersects with both 2, 3. We first analyze the case $w_2 + w_3 \geq \frac{2\text{OPT}}{n^*}$:

- If both 2 and 3 are covered in σ , then $\text{val}(\sigma) \geq \frac{2\text{OPT}}{n^*}$.
- If one of 2 and 3 is covered, say J_a , then assume that J_a is assigned in interval $[t, t + p_a)$. Note that at least one of the intervals $[0, t)$, and $[t + p_a, T)$ has length at least $\frac{T - p_a}{2}$. Let $J_b = J_{5-a}$ be the other job in $\{2, 3\}$. Since all the jobs in A_3 are covered in OPT, we have that $p_1 + p_b \leq T - p_1$, thus $\min\{p_1, p_b\} \leq \frac{T - p_1}{2}$, implying that the shortest unassigned job in A_3 has a beneficial migration if $\text{val}(\sigma) < \frac{2\text{OPT}}{n^*}$.
- If both 2 and 3 are not covered, then the shortest of these two jobs has a beneficial migration by moving before or after job 1 if $\text{val}(\sigma) < \frac{2\text{OPT}}{n^*}$ (see the analysis for $n^* = 3$).

We turn to analyze the case $w_2 + w_3 < \frac{2\text{OPT}}{n^*}$. Consider the 4th most profitable job in OPT. Recall that $\sum_{i=1}^4 w_i \geq \frac{4\text{OPT}}{n^*}$. Since we analyze the case $w_1 < \frac{2\text{OPT}}{n^*}$, and $w_2 + w_3 < \frac{2\text{OPT}}{n^*}$, we have that $w_2 + w_3 + w_4 \geq \frac{2\text{OPT}}{n^*}$ and $w_1 + w_4 \geq \frac{2\text{OPT}}{n^*}$. That is, for all $k \in \{2, 3, 4\}$ we have that $w_1 + w_k \geq \frac{2\text{OPT}}{n^*}$. Consider the three jobs $\{2, 3, 4\}$.

- If all the three are covered in σ then $\text{val}(\sigma) \geq w_2 + w_3 + w_4 \geq \frac{2\text{OPT}}{n^*}$.
- If at most one of the three is covered, then the shortest uncovered job has a beneficial migration by moving before or after job 1 if $\text{val}(\sigma) < \frac{2\text{OPT}}{n^*}$ (see the analysis for $n^* = 3$).

- If exactly two are covered, then let x and y be covered, while z is not. Assume the covered jobs are placed in $[s_x, f_x)$ and $[s_y, f_y)$, respectively, where w.l.o.g., that $f_x \leq s_y$. If $\text{val}(\sigma) < \frac{2\text{OPT}}{n^*}$ and σ is an NE, it must be that job 1 cannot be placed before y , thus, $s_y < p_1$. In addition, z cannot be placed after y , thus $T - f_y < p_z$.

Given that OPT processes all four jobs, we have that $p_1 + p_x + p_y + p_z \leq T$. However, the above inequalities imply that $p_1 + p_y + p_z > s_y + (f_y - s_y) + T - f_y = T$, contradicting the stability of σ or the assumption that $\text{val}(\sigma) < \frac{2\text{OPT}}{n^*}$.

We conclude that if $n^* < n$, then $\text{PoA}(G) \leq \frac{n^*}{2} \leq \frac{n-1}{2}$. \square

Next, we show that the above analysis is tight up to ϵ .

Theorem 5.9. *For every $n \geq 2$, there exists a game $G_n \in \mathcal{G}_{\text{single}}$ with n players such that $\text{PoA}(G_n) = 2$. For every $\epsilon > 0$ and $n \geq 5$, there exists a game G_n with n players such that $\text{PoA}(G_n) \geq \frac{n-1}{2+\epsilon}$.*

Proof. For $n \geq 2$, the game G_n consists of n unit weight jobs of length 1. Let $T = 2$. In a possible NE profile, all the jobs are placed in $[t, t+1)$ for some $0 < t < 1$, thus $\text{val}(NE) = 1$, while $\text{OPT} = 2$.

For $n \geq 5$, the game G_n is defined as follows: Let $T = n - 1$. Player 1 has one job with length $p_1 = T$ and $w_1 = 2 + \epsilon$. For $i = 2, \dots, n$, i has one job with $p_i = w_i = 1$. In the Nash equilibrium, player 1 places its job on $[0, T)$ and all players $i = 2, \dots, n$ place their jobs on $[0, 1)$. Job 1 will be covered and even if job $i \neq 1$ deviates to a different interval the machine will still process job 1 as $2 + \epsilon > 2$. In the social optimum, jobs $i = 2, \dots, n$ each choose interval $[i-2, i-1)$ and are covered for a weight of $n-1$. Hence, $\text{PoA}(G_n) \geq (n-1)/(2+\epsilon)$ for every $\epsilon > 0$. \square

5.1 Weight Proportional to Length

For the restricted class for games in $\mathcal{G}_{\text{prop}} \cap \mathcal{G}_{\text{single}}$, we show that the PoA is bounded by a constant. Recall that $G \in \mathcal{G}_{\text{prop}}$ if for all $i \in \mathcal{J}$, we have that $w_j = p_j$. Thus, the goal is to cover as much of the interval as possible in $[0, T)$.

Theorem 5.10. *For every $G \in \mathcal{G}_{\text{prop}} \cap \mathcal{G}_{\text{single}}$, $\text{PoA}(G) \leq 3$.*

Proof. Let $G \in \mathcal{G}_{\text{prop}}$ and let σ be an NE profile of G . If all the jobs are covered, then clearly, $\text{val}(\sigma) = \text{OPT}$. Thus, we assume below that at least one job is not covered. During the interval $[0, T)$, the machine alternates between being idle and busy in σ . Let $u_1, b_1, u_2, b_2, \dots, u_k, b_k, u_{k+1}$ denote the lengths of the intervals in which the machine is idle and busy. If two jobs are covered one after the other we consider them as two busy intervals with an idle interval of length 0

between them. We show that the total idle time is strictly less than two times the total busy time.

Consider the first idle interval u_1 , and any non-covered job, i . Assume that job i is placed in $[0, p_i)$. If the point p_i is within an idle interval, then σ is not an NE, since it is profitable for the machine to cover p_i instead of the jobs in $[0, p_i)$. Therefore, the point p_i must be within a busy interval, say b_a (See Figure 3). Since σ is an NE, placing job i in $[0, p_i)$ is not beneficial. Specifically, if the machine covers job i , its added profit will be p_i and its lost profit will be $\sum_{j=1}^a b_j$. Therefore, $p_i < \sum_{j=1}^a b_j$. The choice of a is such that $p_i > \sum_{j=1}^{a-1} (u_j + b_j) + u_a$. Combining the two inequalities, we get that $b_a > \sum_{j=1}^a u_j$.

The same argument can be applied on the suffix of the schedule, starting from u_{a+1} . If $\sum_{j=1}^a (u_j + b_j) + p_i \leq T$, that is, job i can fit after b_a , then we repeat the above procedure to the suffix of the schedule starting after b_a . If $\sum_{j=1}^a (u_j + b_j) + p_i > T$, then we assume that job i is placed in $[T - p_i, T)$. If point $T - p_i$ is within an idle interval, then σ is not an NE. Therefore, the point $T - p_i$ must be in a busy interval, say $b_{a'}$, where $a' \leq a$ (because job i does not fit after b_a). Using the same argument as above implies that $b_{a'} > \sum_{j=a'+1}^{k+1} u_j$.

Adding the inequalities on the suffix and the prefix of σ we get that $2 \sum_{j=1}^k b_j > \sum_{j=1}^{k+1} u_j$.

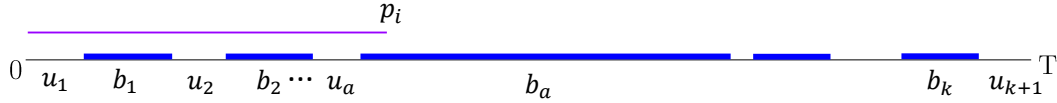


Figure 3: The stability of σ implies that point p_i is within a busy interval.

The interval T is partitioned such that $T = \sum_{j=1}^k b_j + \sum_{j=1}^{k+1} u_j$. Hence, $3\text{val}(\sigma) = 3 \sum_{j=1}^k b_j > \sum_{j=1}^k b_j + \sum_{j=1}^{k+1} u_j = T \geq \text{OPT}$, implying that $\text{PoA}(G) < 3$. \square

6 Arbitrary Number of Jobs per Color

For games in $\mathcal{G}_{\text{single}}$, we have shown that an NE always exists, the price of stability is 1 and the price of anarchy is $(n-1)/2 = (c-1)/2$ for $n \geq 5$. In general, when several jobs may have the same color, the game becomes less stable, and the equilibrium inefficiency increases. Since most of the challenges arise already in games with two players, we first analyze this setting.

6.1 Two Players

As shown in the introduction, there exists a game with $c = 2$ that has no NE profile. We strengthen this negative result and show that NE is not guaranteed to exist even in the class $\mathcal{G}_{\text{prop}}$ where jobs' weights are proportional to their lengths.

Observation 6.1. *There exists a game $G \in \mathcal{G}_{\text{prop}}$ with $c = 2$ and $w_j = p_j$ for all $j \in \mathcal{J}$ that has no NE profile.*

Proof. Consider a game in which $T = 3$, the set S_1 includes jobs of lengths $p_1 = 3$ and $p_2 = 1$, and the set S_2 includes 4 jobs of length $1 - \epsilon$ (See Figure 4).

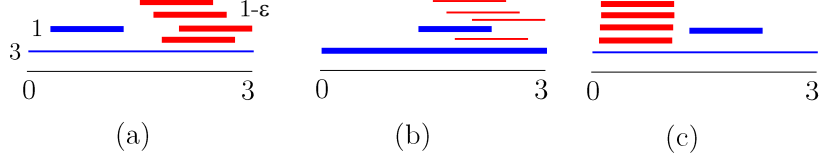


Figure 4: A game $G \in \mathcal{G}_{prop}$ with $c = 2$ that has no NE.

If job 2 does not overlap with any of the four jobs of S_2 then the machine will service all 5 short jobs, and the players' utilities are $(1, 4(1 - \epsilon))$. If job 2 overlaps with at least one job of S_2 then the machine can cover at most 4 short jobs, of total weight at most $4 - 3\epsilon$, and will therefore service only jobs of S_1 . The players' utilities are $(4, 0)$. Therefore, the game has no NE - player 1 will always move job 2 such that it overlaps a job from S_2 , and player 2 will move its jobs such that they do not overlap job 2. Since the jobs of S_2 can overlap each other, player 2 always have a valid move. Next, we show that the problem of deciding whether a game has an NE, as well as the simpler problem of best-response computation are both NP-hard. \square

Theorem 6.2. *For $c = 2$, deciding whether a game has an NE is NP-hard.*

Proof. We present a reduction from the Partition problem. Given a set of integers $A = \{a_1, \dots, a_n\}$ such that $\sum_i a_i = 2T$, construct the following game with $c = 2$. Player 1 controls the set S_1 of $n + 1$ jobs, where for $0 \leq i \leq n$, $p_i = a_i$ and $w_i = 1$. The $(n + 1)$ st job in S_1 has length $p_{n+1} = T$ and $w_{n+1} = 1 + \epsilon$, for some $\epsilon < 1$. Player 2 controls a single job, j_0 of length $\frac{1}{n}$ and weight 3. We show that G has an NE if and only if a partition of A exists.

Assume first that a partition of A exists. Let $A' \subset A$ such that $\sum_{i \in A'} a_i = T$. Consider the profile σ in which player 1 places the jobs of A' one after the other in $[0, T)$, the jobs of $A \setminus A'$ one after the other in $[0, T)$ and also job $n + 1$ in $[0, T)$. We show that σ is an NE. In every time slot $[t - 1, t)$ for $1 \leq t \leq T$, there are three jobs of S_1 . Therefore, it is never beneficial for the machine to cover j_0 , whose weight is 3, but whose addition will cause the machine to give a way at least job $n + 1$ and two jobs of total weight $3 + \epsilon$. The players' utilities are $(n + 1 + \epsilon, 0)$. Player 1 is clearly stable, and player 2 cannot place job j_0 such that it will be covered. Therefore, σ is an NE.

Assume that a partition of A does not exist. We show that no NE exists, distinguishing between profiles in which job j_0 is covered or not. Let σ be a profile in which job j_0 is not covered. Consider the assignment of the jobs of S_1 . Since A has no partition, there must be an interval of length $\frac{1}{n}$ along which the machine processes, in addition to job $n + 1$, at most one job of S_1 . Player 2 can place job j_0 in this interval. The machine will benefit from covering j_0 - increasing its profit by 3 and giving a way profit at most $2 + \epsilon$. Therefore, σ is not an NE.

Let σ be a profile in which job j_0 is covered. Assume it is placed in interval $[t, t + \frac{1}{n})$. It must be that job $n + 1$ is not covered. By placing at least three jobs such that they overlap $[t, t + \frac{1}{n})$, 1 can cause the machine to cover all the jobs of S_1 . Therefore, σ is not an NE. \square

Theorem 6.3. *For $c = 2$, computing the best-response of a player is NP-hard.*

Proof. We present a reduction from the Partition problem. Given a set of integers $A = \{a_1, \dots, a_n\}$ such that $\sum_i a_i = 2B$, construct the following game with $c = 2$. Let $T = 3$. Player 1 controls the set S_1 of $n + 1$ jobs, where for $0 \leq i \leq n$, $p_i = 1$ and $w_i = a_i$. The last job in S_1 has length 3 and weight ϵ . Player 2 controls two unit-length jobs of weight B . Let σ be a profile in which the two jobs of S_2 are placed in slots $[0, 1)$ and $[2, 3)$. We show that player 1 has a best-response that leads to utility $2B + \epsilon$ if and only if a partition of A exists.

Since job $n + 1$ has length 3, it must be placed in $[0, 3)$. Since the partition jobs have length 1, each of them can overlap at most one of the intervals $[0, 1)$ and $[2, 3)$. If a partition of A exists, then player 1 can place jobs of total weight B on each of the intervals $[0, 1)$ and $[2, 3)$. The machine will process the jobs of player 1 for a total profit of $2B + \epsilon$. If a partition of A does not exist, then the total weight of jobs from S_1 overlapping one of the intervals $[0, 1)$ and $[2, 3)$ is at most $B - 1 + \epsilon$, therefore, the machine will process at least one of the jobs of S_2 and will not process job $n + 1$ of S_1 . Thus, the maximum utility of player 1 if a partition does not exist is $2B$. \square

Finally, we provide tight analysis of the equilibrium inefficiency in a 2-player game.

Theorem 6.4. *For $c = 2$, $\text{PoA}(G) \leq 2$. Moreover, there exists a game G with $c = 2$ and $\text{PoA}(G) = 2$, and for every $\epsilon > 0$, there exists a game G' with $c = 2$ and $\text{PoS}(G') = 2 - \epsilon$.*

Proof. Let σ be an NE. It must be that $\text{val}(\sigma) \geq \frac{1}{2}(w(S_1) + w(S_2))$, because the machine can always fully cover S_1 or S_2 gaining profit at least $\max(w(S_1), w(S_2))$. Since $\text{val}(\text{OPT}) \leq w(S_1) + w(S_2)$, we have that $\text{PoA}(G) \leq 2$. Also, $\text{PoA}(G) = 2$ is achieved in a game G in which $T = 2$, and each set includes a single unit-weight job of length 1. If both players locate their job in $[t, t + 1)$ for some $0 < t < 1$, we get an NE of profit 1. In the social optimum, the jobs are assigned in $[0, 1)$ and $[1, 2)$ for a total profit of 2.

Given $0 < \epsilon < 1$, select δ such that $\epsilon = \frac{2\delta}{1+\delta}$. Consider a game G' in which $T = 2$, the set S_1 includes two jobs where $p_1 = 2, w_1 = \delta$ and $p_2 = 1, w_2 = 1$, and S_2 includes a single job where $p_3 = 1$ and $w_3 = 1$.

Figure 5 presents the social optimum and an NE profile. In the social optimum, job 2 is covered in $[0, 1)$, and job 3 is covered in $[1, 2)$. The players utilities are $(1, 1)$. This schedule is not an NE, since player 1 can move job 2 to $(t, t + 1)$ for any $0 < t < 1$. The machine will then processes the two jobs of S_1 and the players' utilities will be $(1 + \delta, 0)$. The only NE profiles of G are those in which player 1 locates job 1 in $(t, t + 1)$ for any $0 < t < 1$. The profit of such a schedule is $1 + \delta$, while $\text{val}(\text{OPT}) = 2$. Thus, $\text{PoS} = \frac{2}{1+\delta} = 2 - \epsilon$. \square

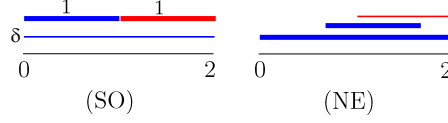


Figure 5: A game with $c = 2$ and $\text{PoS} = \frac{2}{1+\delta} = 2 - \epsilon$.

6.2 Equilibrium Inefficiency - Arbitrary Number of Players

We show that both the price of anarchy and the price of stability are linear in the number of colors.

Theorem 6.5. *For all G , $\text{PoA}(G) \leq c$ and for every $c > 2$ and $\epsilon' > 0$, there exists a game G with $\text{PoS}(G) \geq \frac{c}{2} - \epsilon'$.*

Proof. Let σ be an NE. Since the machine can always fully cover all jobs of the most profitable color, $\text{val}(\sigma) \geq \frac{1}{c} \sum_{i=1}^c w(S_i)$. Since $\text{val}(\text{OPT}) \leq \sum_{i=1}^c w(S_i)$, we have that $\text{PoA}(G) \leq c$.

For the lower bound on the price of stability, Given $c > 2$ and $\epsilon' > 0$, let $T = 2c + 1$ and let ϵ be a small number such that $\frac{c + \frac{c+1}{c+3}\epsilon}{2+\epsilon} = \frac{c}{2} - \epsilon'$. The game G is defined as follows. Every player $i = 1, \dots, c$ has one job with $p_i = w_i = 1$. Player 1 has, in addition, one job with length $p_{1'} = T$ and weight $w_{1'} = 1 + \epsilon$. Player 2 has, in addition, $c + 2$ light jobs of lengths $2, \dots, c + 3$ and weight $\frac{\epsilon}{c+3}$ each. In a possible NE profile, s_0 (see Figure 6(a), where $c = 4$), player 1 puts its long job in $[0, T)$ and all players $i = 1, \dots, c$ put their unit job in $[0, 1)$. Player 2 puts each job of length t in $[0, t)$. The two jobs of player 1 will be covered, for a total profit of $2 + \epsilon$. Player 1 is clearly stable. If player $i > 2$ deviates to a different interval the machine will still process the two jobs of player 1 as $2 + \epsilon \geq 2 + \frac{c+2}{c+3}\epsilon$. Since the total weight of the light jobs of player 2 is less than ϵ , player 2 does not have a beneficial migration as well.

We show that every NE has profit $2 + \epsilon$. Consider a profile σ . If the long job of S_1 is covered, then only jobs of S_1 are covered and the profit is $2 + \epsilon$. If the long job of S_1 is not covered, then we show that σ is not an NE. Since $T = 2c + 1$, all the unit-jobs are covered. Indeed, a player that controls a non-covered unit-job can place it on an idle unit slot or overlap (and be preferred) over light jobs of S_2 . Let $x > 0$ be the length of the longest interval in σ that has no unit job of S_j , $j \neq 2$. If all the unit jobs are covered, then $c - 1$ out of the T available slots are busy processing unit jobs not in S_2 , implying that $1 \leq x \leq T - (c - 1) = c + 2$.

Let j be a player whose unit-job is covered adjacent to the interval of length x . Player 2 can deviate such that its unit job overlaps j and all the light jobs of length at most $x + 1$ are covered (see Figure 6(c)). Thus, σ is not an NE. The resulting schedule is not an NE as well, since job j is non-covered, and as mentioned above, if the long job of S_1 is not covered, then all unit-jobs are.

In the social optimum, all the jobs except for the long job of S_1 and the longest light job of S_2 are covered. Hence, $\text{PoS}(G) = \frac{c + \frac{c+1}{c+3}\epsilon}{2+\epsilon} = \frac{c}{2} - \epsilon'$. \square

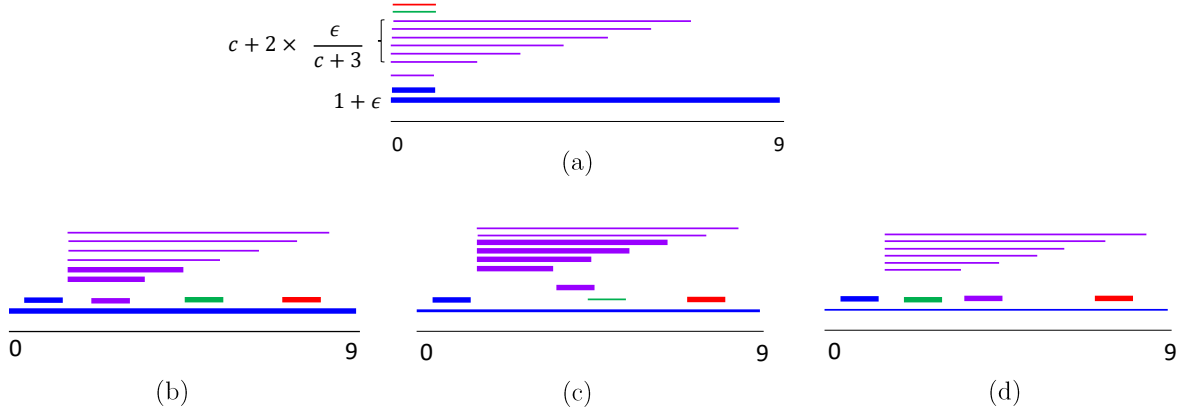


Figure 6: A game with $c = 4$ and $\text{PoS} = 2 - \epsilon'$. Bold intervals are covered. (a) an NE profile. (b) all unit jobs and some jobs of S_2 are covered. (c) a profile resulting from a beneficial deviation of player 2. (d) a best-response of player 3; once again, all unit jobs are covered.

6.3 Unit-length Jobs

In this section we analyze games with unit-length jobs. For this class, we provide positive results. Specifically, some optimal solution is an NE, BRD converges to an NE, and the PoA is bounded by a constant less than 3.

Theorem 6.6. *For every game $G \in \mathcal{G}_{\text{unit}}$, G has an NE profile and $\text{PoS}(G) = 1$.*

Proof. Denote by W_i the total weight of jobs in S_i , and assume w.l.o.g., that $W_1 \geq \dots \geq W_c$. Let $k = \lfloor T \rfloor$. In the social optimum, σ^* , the k most profitable colors are serviced, where w.l.o.g., all jobs of color $1 \leq i \leq k$ are serviced in $[i - 1, i)$. The players' utility vector is $(W_1, \dots, W_k, 0, \dots, 0)$. The total revenue is $\text{val}(\sigma^*) = \sum_{i=1}^k W_i$. This schedule is an NE, since the total weight controlled by any non-covered player is at most W_k . Therefore, $\text{PoS}(G) = 1$. \square

Proposition 6.7. *For every $G \in \mathcal{G}_{\text{unit}}$, best-response dynamics converges to an NE.*

Proof. For all $i \in C$, if at least one job $j \in S_i$ is covered, then since all jobs have unit length, by placing non-covered jobs in the unit interval in which job j is covered, player i can have utility $w(S_i)$. Therefore, the best-response of i will lead to utility 0 or $w(S_i)$. Consider any application of best-response dynamics. After some warm-up, during which all players get a chance to deviate, for all i , player i will have utility 0 or $w(S_i)$. From this point on, the profit of the machine increases with every iteration. The machine selects to cover jobs of S_i since it gives away total profit less than $w(S_i)$, so the total profit of the machine increases. \square

Theorem 6.8. *Let $G \in \mathcal{G}_{unit}$ and let $k = \lfloor T \rfloor$. We have $\text{PoA}(G) \leq \min\{3 - \frac{2}{k}, 3 - \frac{2}{c}\}$. In addition, for every even c , there exists a game $G \in \mathcal{G}_{unit}$ with $\text{PoA}(G) = 3 - \frac{2}{k} = 3 - \frac{2}{c}$.*

Proof. Let $G \in \mathcal{G}_{unit}$. We show that $\text{PoA}(G) \leq 3 - \frac{2}{k}$. Consider an NE schedule σ of G . Clearly, if some job of color i is covered in σ , then all jobs of color i are covered, since uncovered jobs can be added to fully overlap a covered one.

Recall that the sets are sorted in non-increasing order of total weight. Let $\ell > 1$ be the lowest index of a non-covered color. For every $0 \leq t \leq T - 2$, jobs of total weight at least W_ℓ start processing in the interval $[t, t + 2)$, as otherwise, by assigning all the jobs of S_ℓ in $[t + 1, t + 2)$, it would be beneficial for the machine to cover the jobs of S_ℓ .

If k is even, then consider the partition of $[0, T)$ into $\frac{k}{2}$ intervals $\{[0, 2), [2, 4), \dots, [k - 2, T)\}$. The first $\frac{k}{2} - 1$ intervals are of length 2, and the interval $[k - 2, T)$ is of length at least 2. We conclude that $\text{val}(\sigma) \geq \frac{k}{2} \cdot W_\ell$, that is, $W_\ell \leq \frac{2 \cdot \text{val}(\sigma)}{k}$. If k is odd, then consider the partition of $[0, T)$ into $\lceil \frac{k}{2} \rceil$ intervals $\{[0, 2), [2, 4), \dots, [k - 1, T)\}$. The first $\lfloor \frac{k}{2} \rfloor$ intervals are of length 2 and the interval $[k - 1, T)$ is of length at least 1. No job can start its processing after time $T - 1$ and complete on time. Thus, jobs of total weight at least W_ℓ start their processing during $[k - 1, T - 1)$, as otherwise it would be beneficial for the machine to cover the jobs of S_ℓ in the interval $[T - 1, T)$. We conclude that $\text{val}(\sigma) \geq \lceil \frac{k}{2} \rceil \cdot W_\ell \geq \frac{k}{2} \cdot W_\ell$, that is, $W_\ell \leq \frac{2 \cdot \text{val}(\sigma)}{k}$.

By the choice of ℓ , $\text{val}(\sigma) = \sum_{i=1}^{\ell-1} W_i$. In addition $\text{val}(\sigma^*) = \sum_{i=1}^k W_i \leq \sum_{i=1}^{\ell-1} W_i + (k - \ell + 1)W_\ell$. Since $\ell > 1$, we have $\text{val}(\sigma^*) \leq \text{val}(\sigma) + \frac{2(k-1)\text{val}(\sigma)}{k} = (3 - \frac{2}{k})\text{val}(\sigma)$. That is, $\text{PoA}(G) \leq 3 - \frac{2}{k}$.

If $k \leq c$, then $\min\{3 - \frac{2}{k}, 3 - \frac{2}{c}\} = 3 - \frac{2}{k}$, and we are done. If $k > c$ then note that $W_\ell \leq \frac{2 \cdot \text{val}(\sigma)}{c}$. Also, $\text{val}(\sigma^*) = \sum_{i=1}^c W_i \leq \sum_{i=1}^{\ell-1} W_i + (c - \ell + 1)W_\ell$. Since $\ell > 1$, we have $\text{val}(\sigma^*) \leq \text{val}(\sigma) + \frac{2(c-1)\text{val}(\sigma)}{c} = (3 - \frac{2}{c})\text{val}(\sigma)$. That is, $\text{PoA}(G) \leq 3 - \frac{2}{c}$.

For the lower bound, given an even number c , consider a game G in which $c = T = k$. The set S_1 consists of $\frac{k}{2}$ unit-weight jobs, and for all $2 \leq i \leq k$, the set S_i consists of a single unit-weight job. For $1 \leq j \leq \frac{k}{2}$, let $a_j = j(2 - \epsilon)$. Consider a schedule in which for all $1 \leq j \leq \frac{k}{2}$ there is one job of S_1 in the slot $[a_j - 1, a_j)$, and all other jobs are in $[1 - \epsilon, 2 - \epsilon)$. Note that the idle intervals between the jobs have length $1 - \epsilon$, and the last idle interval $[a_{k/2}, T)$ has length $k\epsilon/2$. Therefore, a schedule in which only the jobs of S_1 are covered is an NE (we assume that the tie-breaking of the machine in $[1 - \epsilon, 2 - \epsilon)$ is in favor of 1. This assumption can be removed by increasing to $(1 + \epsilon)$ the weight of the job of S_1 placed in this slot). The players' utility vector is $(\frac{k}{2}, 0, \dots, 0)$. The total revenue is $\frac{k}{2}$. The social optimum for this instance has profit $\sum_{i=1}^k W_i = \frac{k}{2} + k - 1 = \frac{3k}{2} - 1$. We conclude that $\text{PoA}(G) = 3 - \frac{2}{k}$. \square

7 Extension: Non-symmetric Games

A natural extension to our game considers a setting in which every job $j \in \mathcal{J}$ is associated also with a release time, r_j , and a due-date, d_j . The player controlling S_i should place every

job colored i in an interval $[t, t + p_j) \subseteq I_j = [r_j, d_j)$. Note that from the machine's point of view, the problem remains the same. However, for the players, this setting is computationally harder, and even a 2-player game with unit-length unit-weight jobs, may not have an NE.

Theorem 7.1. *There exists a game $G \in \mathcal{G}_{unit}$ with $c = 2$ that has no NE.*

Proof. Let G be the following game with $T = 3$, $|S_1| = 7$, and $|S_2| = 5$. The set S_1 consists of seven unit-length unit-weight jobs. The first two are restricted to go to $[0, 1)$, the next two are restricted to go to $[2, 3)$, and the remaining three can be placed anywhere in $[0, 3)$. The set S_2 consists of five unit-length unit-weight jobs. The first is restricted to go to $[0, 1)$, the second is restricted to go to $[2, 3)$, and the remaining three can be placed anywhere in $[0, 3)$. Consider a profile σ . For $i = 1, 2$, denote by x_i and y_i the number of jobs of S_i that intersects with $[0, 1)$ and $[2, 3)$, respectively. Note that a unit-job cannot intersect with both $[0, 1)$ and $[2, 3)$, thus $x_1 + y_1 \leq 7$ and $x_2 + y_2 \leq 5$. In addition, the restricted jobs imply that $x_1 \geq 2, y_1 \geq 2, x_2 \geq 1$ and $y_2 \geq 1$.

Assume that the utility of player 2 in σ is less than 4. Since $\min\{x_1, y_1\} \leq 3$, player 1 has at most 3 jobs intersecting at least one of $[0, 1)$ or $[2, 3)$. Player 2 has a beneficial migration - by placing all its flexible jobs in the corresponding interval, it increases its utility to 4. Thus, σ is not an NE.

Assume now that the utility of player 2 in σ is at least 4. Since only three jobs of S_2 can be covered in $[1, 2)$, the machine must process S_2 also in an interval I that contains $[0, 1)$ or $[2, 3)$. Now, either 2 has a beneficial migration - by moving all its flexible jobs to I , or, if all the flexible jobs of S_2 are already in I , player 1 can increase its utility to 7 by placing all its flexible jobs in I . Thus, σ is not an NE. \square

Theorem 7.2. *Computing the best-response of a player is NP-hard even for $G \in \mathcal{G}_{unit}$ with $c = 2$.*

Proof. We present a reduction from the Partition problem. Given $A = \{a_1, \dots, a_n\}$ such that $\sum_i a_i = 2B$, construct the following game with $c = 2$. Player 1 controls the set S_1 of $n + 2$ jobs, where for $0 \leq i \leq n$, $p_i = 1$, $w_i = a_i$ and $I_i^1 = [0, 3)$. The two last jobs in S_1 each have weight 1, where $I_{n+1}^1 = [0, 1)$ and $I_{n+2}^1 = [2, 3)$. Player 2 controls two job of weight B , where $I_1^2 = [0, 1)$ and $I_2^2 = [2, 3)$.

Player 2 is restricted to place its jobs in slots $[0, 1)$ and $[2, 3)$. Since jobs $n + 1$ and $n + 2$ in S_1 are restricted to go to these slots as well, and since player 1 cannot place the partition jobs such that they overlap both slots, the machine will process all the jobs of S_1 only if player 1 places them such that the load of its jobs overlapping each of $[0, 1)$ and $[2, 3)$ is more than B . Such a placement exists iff a partition of A exists. \square

References

- [1] S. Albers. Energy-efficient algorithms. *Commun. ACM*, 53(5):86–96, 2010.
- [2] E. M. Arkin and E. B. Silverberg. Scheduling jobs with fixed start and end times. *Discrete Applied Mathematics*, 18(1):1–8, 1987.
- [3] P. Baptiste. Batching identical jobs. *Mathematical Methods of Operations Research*, 52(3):355–367, 2000.
- [4] V. Bilò. On the packing of selfish items. In *Proceedings 20th IEEE International Parallel & Distributed Processing Symposium*, 2006.
- [5] V. Bilò and C. Vinci. Congestion games with priority-based scheduling. In *International Symposium on Algorithmic game-theory*, pages 67–82. Springer, 2020.
- [6] K. I. Bouzina and H. Emmons. Interval scheduling on identical machines. *Journal of Global Optimization*, 9:379–393, 1996.
- [7] P. Briest, P. Krysta, and B. Vöcking. Approximation techniques for utilitarian mechanism design. *SIAM Journal on Computing*, 40(6):1587–1622, 2011.
- [8] M. C. Carlisle and E. L. Lloyd. On the k-coloring of intervals. *Discrete Applied Mathematics*, 59(3):225–235, 1995.
- [9] J. Chang, T. Erlebach, R. Gailis, and S. Khuller. Broadcast scheduling: Algorithms and complexity. *ACM Trans. Algorithms*, 7(4):47:1–47:14, 2011.
- [10] J. Chang, H. N. Gabow, and S. Khuller. A model for minimizing active processor time. *Algorithmica*, 70(3):368–405, 2014.
- [11] R. Cole, J. Correa, V. Gkatzelis, V. Mirrokni, and N. Olver. Decentralized utilitarian mechanisms for scheduling games. *Games and Economic Behavior*, 92:306–326, 2015.
- [12] J. Correa and M. Queyranne. Efficiency of equilibria in restricted uniform machine scheduling with total weighted completion time as social cost. *Naval Research Logistics*, 59(5):384–395, 2012.
- [13] A. Czumaj and B. Vöcking. Tight bounds for worst-case equilibria. *ACM Transactions on Algorithms*, 3(1):4, 2007.
- [14] C. Dürr and K. T. Nguyen. Non-clairvoyant scheduling games. In *International Symposium on Algorithmic game-theory*, pages 135–146. Springer, 2009.
- [15] L. Epstein and E. Kleiman. Selfish bin packing. *Algorithmica*, 60:368–394, 2011.

- [16] U. Faigle and W. M. Nawijn. Note on scheduling intervals on-line. *Discrete Applied Mathematics*, 58(1):13–17, 1995.
- [17] E. Georgoulaki, K. Kollias, and T. Tamir. Equilibrium inefficiency and computation in cost-sharing games in real-time scheduling systems. *Algorithms*, 14(4), 2021.
- [18] A. Herzel, M. Hopf, and C. Thielen. Multistage interval scheduling games. *Journal of Scheduling*, 22:359–377, 2019.
- [19] S. Irani and K. R. Pruhs. Algorithmic problems in power management. *SIGACT News*, 36(2):63–76, 2005.
- [20] R. Karp. Reducibility among combinatorial problems. In R. Miller and J. Thatcher, editors, *Complexity of Computer Computations*, pages 85–103. Plenum Press, 1972.
- [21] J. Kleinberg and E. Tardos. *Algorithm design*. Pearson Education India, 2006.
- [22] A. W. J. Kolen, J. K. Lenstra, C. H. Papadimitriou, and F. Spieksma. Interval scheduling: A survey. *Naval Research Logistics (NRL)*, 54(5):530–543, 2007.
- [23] A. Kose, C. Foh, H. Lee, and K. Moessner. Profiling vehicles for improved small cell beam-vehicle pairing using multi-armed bandit. In *2021 International Conference on Information and Communication Technology Convergence (ICTC)*, pages 221–226, 2021.
- [24] E. Koutsoupias and C. Papadimitriou. Worst-case equilibria. In *Annual Symposium on Theoretical Aspects of Computer Science*, pages 404–413. Springer, 1999.
- [25] M. Y. Kovalyov, C. T. Ng, and T.C. E.Cheng. Fixed interval scheduling: Models, applications, computational complexity and algorithms. *European journal of operational research*, 178(2):331–342, 2007.
- [26] D. Li, S. Wang, H. Zhao, and X. Wang. Context-and-social-aware online beam selection for mmwave vehicular communications. *IEEE Internet of Things Journal*, 8(10):8603–8615, 2020.
- [27] A. Mu’alem and N. Nisan. Truthful approximation mechanisms for restricted combinatorial auctions. *Games and Economic Behavior*, 64(2):612–631, 2008. Special Issue in Honor of Michael B. Maschler.
- [28] T. Tamir. Cost-sharing games in real-time scheduling systems. *Int. J. game-theory*, 52(1):273–301, 2022.
- [29] V. R. Vijayalakshmi, M. Schröder, and T. Tamir. Scheduling games with machine-dependent priority lists. *Theoretical Computer Science*, 855:90–103, 2021.

- [30] C. Wang and G. Zhang. A best cost-sharing rule for selfish bin packing. *arXiv preprint arXiv:2204.09202*, 2022.
- [31] G. Yu and G. Zhang. Bin packing of selfish items. In *Internet and Network Economics: 4th International Workshop, WINE 2008*, pages 446–453. Springer, 2008.