

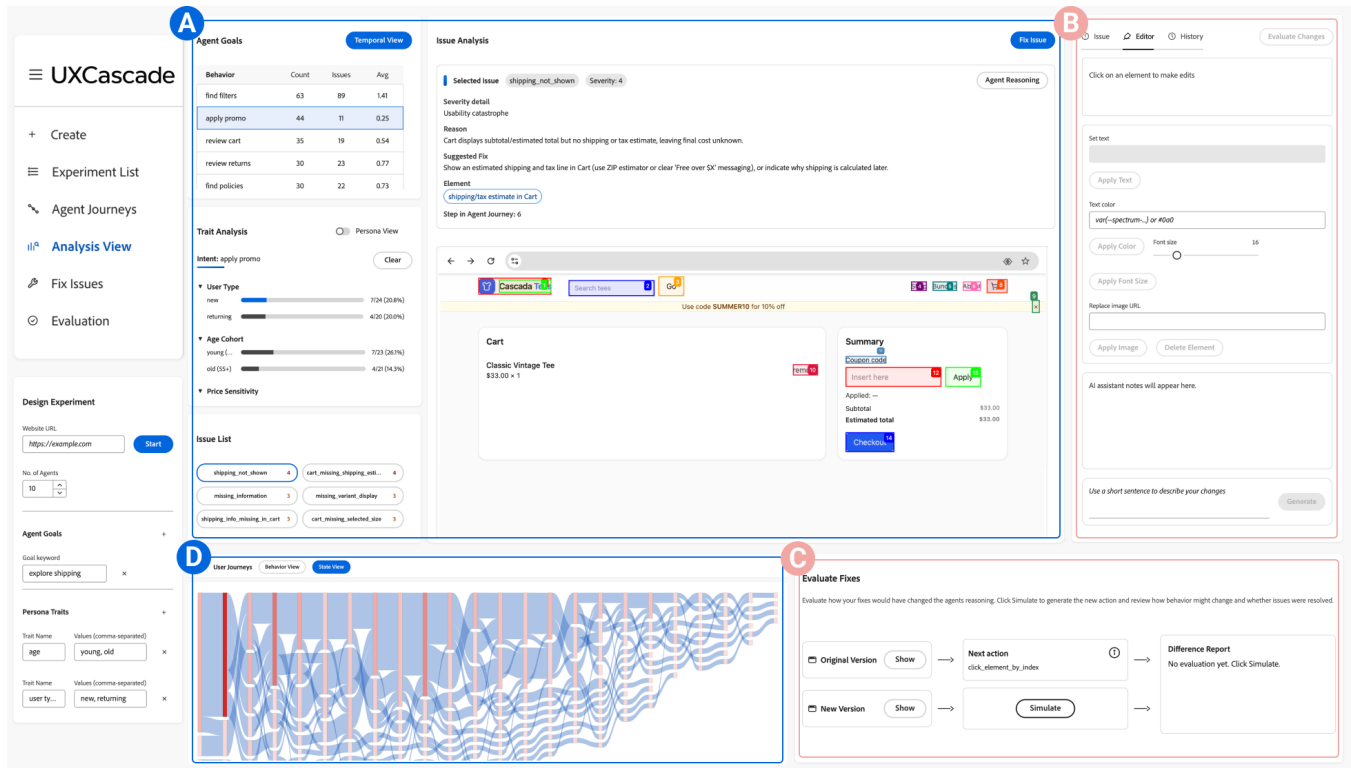
# UXCASCADE: Scalable Usability Testing with Simulated User Agents

Steffen Holter\*  
sholter@ethz.ch  
ETH Zurich  
Zurich, Switzerland

Eunyee Koh  
eunyee@adobe.com  
Adobe Research  
San Jose, CA, USA

Mustafa Doga Dogan†  
doga@adobe.com  
Adobe Research  
Basel, Switzerland

Gromit Yeuk-Yin Chan†  
ychan@adobe.com  
Adobe Research  
San Jose, CA, USA



**Figure 1: UXCASCADE is an end-to-end system for simulating usability testing at scale. The workflow begins with simulated agents browsing a website to uncover issues based on user-defined goals, which are then (A) aggregated and visualized in the analysis view. Users can (B) propose interface changes to address these issues, and the system (C) automatically re-evaluates the modified version by replaying agent behavior. To assess broader impact, (D) a journey visualization highlights how changes affect other personas over time. This loop enables targeted, iterative refinement grounded in agent reasoning and interaction traces.**

\*This work was done while the author was an intern at Adobe Research.

†These authors contributed equally and jointly supervised this work.

Permission to make digital or hard copies of all or part of this work for personal or classroom use is granted without fee provided that copies are not made or distributed for profit or commercial advantage and that copies bear this notice and the full citation on the first page. Copyrights for components of this work owned by others than the author(s) must be honored. Abstracting with credit is permitted. To copy otherwise, or republish, to post on servers or to redistribute to lists, requires prior specific permission and/or a fee. Request permissions from [permissions@acm.org](mailto:permissions@acm.org).  
*Conference acronym 'XX*

## Abstract

Simulated user agents are increasingly used in usability testing to support fast, iterative UX workflows, as they generate rich data such as action logs and think-aloud reasoning, but the unstructured nature of this output often obscures actionable insights. We

© 2026 Copyright held by the owner/author(s). Publication rights licensed to ACM.  
ACM ISBN 978-x-xxxx-xxxx-x/YYYY/MM  
<https://doi.org/10.1145/nnnnnnn.nnnnnnn>

present UXCASCADE, an interactive tool for extracting, aggregating, and presenting agent-generated usability feedback at scale. Our core contribution is a multi-level analysis workflow that (1) highlights patterns across persona traits, goals, and outcomes, (2) links agent reasoning to specific issues, and (3) supports actionable design improvements. UXCASCADE operationalizes this approach by listing agent goals, traits, and issues in a structured overview. Practitioners can explore detailed reasoning traces and annotated views, propose interface edits, and assess their impact across personas. This enables a top-down, exploration-driven analysis from patterns to concrete UX interventions. A user study with eight UX professionals demonstrates that UXCASCADE integrates into existing workflows, enabling iterative feedback during early-stage interface development.

## CCS Concepts

• **Human-centered computing** → **Interactive systems and tools**; • **Computing methodologies** → **Artificial intelligence**.

### ACM Reference Format:

Steffen Holter, Eunye Koh, Mustafa Doga Dogan, and Gromit Yeuk-Yin Chan. 2026. UXCASCADE: Scalable Usability Testing with Simulated User Agents. In . ACM, New York, NY, USA, 19 pages. <https://doi.org/10.1145/nnnnnnn.nnnnnnn>

## 1 Introduction

The pace of web development has never been faster, with its cycles becoming increasingly more iterative. AI-assisted workflows enable user experience (UX) professionals to generate interface variations within seconds, opening opportunities to explore a far broader solution space than before [23, 41, 51]. As a result, the number of interfaces needing review has outpaced the capacity of standard evaluation practices leaving many screens untested [15, 25]. This acceleration invites us to rethink how usability testing is conducted. Instead of treating evaluation as a slow, separate phase, we can envision methods that scale with rapid generation and provide feedback early and often.

The fundamental challenge is that anticipating usability and engagement issues is inherently difficult even for seasoned experts [20, 34]. Testing with human participants is therefore invaluable in theory, yet often unfeasible in practice because of time and resource constraints. Simulation aims to bridge this gap by using AI agents as proxies for human behavior [4, 35]. Because of its cost efficiency and reproducibility, user simulation has become a promising complement to the user-centric evaluation of websites and interfaces. Large Language Models (LLMs) can be prompted to act as autonomous agents that resemble real users as they navigate web pages, verbalize goals, and produce step-by-step rationales [19, 29, 35]. Recent advances have endowed these agents with explicit personas and characteristics to inject realistic behavioral diversity into testing scenarios.

However, simulating user populations produces abundant and verbose outputs, including reasoning traces, interaction logs, and summaries. These unstructured artifacts contain rich insights, yet they are tedious to review and difficult to act upon [28]. Realizing the promise of simulation requires methods that synthesize

the behavior of *many* personalized agents into concise, actionable findings about usability and engagement.

In this paper, we present UXCASCADE, an interactive system that **structures, aggregates, and presents** agent-generated feedback **at scale**. Our solution implements a multi-stage exploratory workflow to identify persona-grounded user goals, isolate key usability issues, and iterate on potential fixes. More specifically, by tightly integrating agent reasoning contexts, user journey representations, and on-the-spot editing, we help practitioners move easily from raw agent logs to actionable findings.

Our approach caters directly to UX experts and their fast, iterative cycles of interface design and prototyping. The aim is to provide an additional option for early-stage evaluation to complement established human-centered methods. By offering a lightweight simulation-based assessment when rapid feedback is needed, we allow larger user studies to be reserved for contexts where they provide the greatest value.

We evaluate our system by conducting a user study with 8 UX professionals who compare UXCASCADE to human-generated feedback on a sample website seeded with usability issues. The results show that our solution performs comparably to the baseline condition, suggesting its potential utility as part of UX practitioners' workflows. We conclude the paper with a discussion regarding directions for future research.

Overall, our main contributions are as follows:

- (1) **A workflow:** A five-stage workflow that groups intentions, compares personas, distills issues, and supports edit-in-the-loop iteration.
- (2) **A system:** An interactive system, UXCASCADE, instantiates the workflow to generate agent runs, structure and aggregate their outputs, and link reasoning to interface elements with provenance to produce actionable findings.
- (3) **An evaluation:** A within-subjects study with eight UX professionals using a custom website seeded with usability issues, evaluating issue discovery rates, subjective workload, and fit with existing UX workflows.

## 2 Related Work

In this section, we review related work focusing on usability testing, simulated agents, and persona-based simulations.

### 2.1 Usability Testing

Usability testing remains a foundational method in UX research, offering systematic insight into how users interact with digital interfaces to accomplish their goals [33, 36]. It supports iterative improvement by revealing interaction breakdowns, validating design decisions, and ensuring alignment between product goals and user needs. However, traditional usability workflows face persistent bottlenecks in experiment design and participant recruitment [3], particularly during early-stage prototyping where timely feedback is most critical.

Recent work explores how large language models (LLMs) can help automate aspects of usability evaluation. Turbeville et al. [43] demonstrate multi-modal UX analysis using LLMs, while others have aimed to generate structured feedback on static mockups [13, 14]. There have also been attempts to extend beyond general-purpose

LLMs by preparing datasets focused specifically on UX design critique [12]. Wang et al. [44] present *AgentA/B*, a system for automated A/B testing using LLM agents defined via demographic and behavioral parameters. These systems aim to lower the effort needed to validate design hypotheses, but most emphasize outcome evaluation rather than supporting iterative exploration or explaining the root causes of usability issues. Suh et al. [40] emphasize the value of involving AI in dynamic, iterative design workflows through an in-depth formative study.

Overall, comprehensive UX and usability testing involves addressing a range of interconnected related challenges, including the assessment of visual design, textual clarity, and the logical flow of information. Prior work has addressed these component dimensions to varying degrees and with differing levels of success. For instance, *Postermate* generates audience-driven persona agents to reflect diverse perspectives in poster design and editing [39]. Benharrah et al. [6] focus on writing, introducing an AI-powered tool that provides on-demand feedback using custom personas defined by user-specified preferences and interests. In the domain of video content, *Proxona* transforms static audience comments into dynamic personas to support targeted content creation [10]. Beyond usability, emotional responses are an increasingly recognized dimension of user experience [1], raising questions around how simulated agents might also reflect affective reactions rather than just functional breakdowns. Collectively, this body of work highlights both the promise and complexity of applying AI to evaluate rich, multi-faceted UX experiences.

## 2.2 Simulated Agents

LLM-based agents have shown potential in simulating human-like interaction patterns within structured environments. Unlike deterministic scripts, these agents can reflect intentions, preferences, and domain knowledge when appropriately prompted. Park et al. [35] showed how emergent social behavior arises in a sandbox of agents with biographies and persistent memory. Taeb et al. [42] built AX-Nav, which translates accessibility evaluation into executable interaction sequences.

Closer to usability testing, UXAgent [28] simulates think-aloud UX studies but focuses on protocol design rather than issue discovery. SimUser [48] pairs LLMs to simulate mobile user-app interaction while UsimAgent [50] explores search behavior via simulated users. Wang et al. [45] propose modular agent architectures with memory and profile components, enabling more realistic behavioral modeling in recommender settings.

Still, questions of fidelity remain. Lu et al. [27] show that LLM agents often produce unrealistic behavior without careful prompting or alignment to fine-grained data. Gui et al. [17] caution against applying human-subject protocols uncritically to LLMs and advocate for evaluation methods tailored to generative agents. These studies highlight the need for more reliable simulation frameworks that are both controllable and interpretable.

LLMs have also been shown to adopt instructed roles through prompt design (e.g., "*Act as a designer*" or "*You are an expert in...*") [37], a pattern exploited by several works to induce agent personas and professional perspectives. Kosinski [24] further argues that LLMs

can infer and simulate psychological traits from textual input, suggesting their viability for replicating user diversity at scale.

## 2.3 Persona-Guided Simulation

A key challenge in simulating user behavior is capturing persona diversity with behavioral realism. One common strategy is to prompt LLMs with demographic or goal-based conditioning to simulate different user roles [22, 31]. This allows for targeted testing of how user background may impact interaction outcomes. Wang et al. [46] contribute the *OPeRA* dataset, featuring persona-labeled sessions and action rationales. Mansour et al. [30] mine synthetic personas from behavioral logs to improve agent realism in e-commerce simulations.

Other methods construct reusable persona representations to scale user simulation. Ge et al. [16] compress behavioral attributes into "carriers" which are compact embeddings encoding user experience, preferences, and profession. Yimin et al. [38] propose hybrid graph-LLM models to classify behavioral traits from purchase histories into intuitive categories like "Bargain Hunter."

While promising, these methods raise open questions around generalizability and behavioral depth. Aher et al. [2] caution that naive persona prompting may create superficial variety without affecting deeper reasoning or decision-making. Moreover, while many systems simulate usability in narrow tasks, their ability to surface nuanced interface issues or emotionally-driven behaviors remains underexplored.

Collectively, these lines of work inform our system's design: scalable simulation using LLM agents, grounded in persona traits and reasoning traces, with a focus on real-time iterative analysis for UX practitioners.

## 3 Requirements Analysis

In this section, we characterize the main requirements that inform our proposed workflow and interface. These considerations were shaped through a formative study conducted with five UX professionals and informed by prior work on agent based simulation for UX evaluation. We detail the process and rationale below.

### 3.1 Formative Study

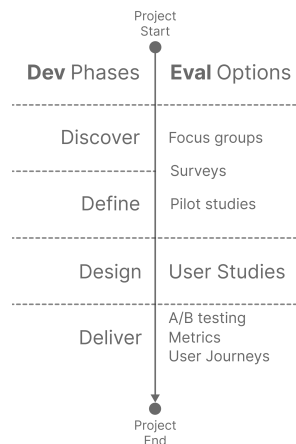
**Participants.** We recruited five UX professionals (2 men, 3 women; mean = 12 years of experience) from a major international software company specializing in digital design and user experience tools. Two participants primarily focused on UX research, while the remaining three worked as UX designers. All participants had substantial experience across multiple stages of the UX development and evaluation cycle. In the following discussion, we refer to the experts as E1 through E5.

**Process.** We conducted semi-structured interviews to capture the perspectives of our target end-users: UX professionals. Each interview lasted up to one hour and was conducted via video call remotely. The interview was split into two phases. The first and primary phase was an open ideation session, in which participants reflected on how evaluation is currently conducted in their UX workflows and how they might envision automated systems supporting those efforts. This phase was deliberately open-ended, allowing participants to express needs and expectations in their own

terms. Facilitator guidance was kept minimal to reduce bias and encourage spontaneous ideation. To help surface and refine key ideas, participants and facilitators collaboratively used post-it notes on a shared *Miro* board.

In the second phase, we introduced early mockups and prototypes of potential solutions. Participants were invited to give feedback on specific features and discuss what seemed promising or relevant for their own workflows. This phase was designed to mitigate the difficulty of eliciting novel ideas in real-time. By presenting concrete examples, we aimed to prompt more grounded and reflective responses. The full set of guiding questions for the semi-structured interview is provided in Appendix A.

**Analysis Method.** In addition to the *Miro* board brainstorm, which served as the central artifact for capturing participant ideas and outcomes, each session was recorded and transcribed using automated tools. We analyzed the interviews using reflexive thematic analysis [7, 8]. One author conducted an initial inductive (bottom-up) coding to identify emergent themes across the interviews. The rest of the author team then collaboratively reviewed and refined the codes, grouping them into broader thematic categories. Disagreements were resolved through discussion and by revisiting the transcripts to ensure shared interpretive alignment, resulting in a final set of themes and requirements grounded in the raw data.



**Figure 2: Overview of key stages in the UX development cycle and commonly used evaluation methods.**

### 3.2 Understanding UX Workflows

To understand user needs, we first sought to establish the typical UX workflow our participants engage in and what kind of evaluation methods they employ. While participants emphasized that specific practices vary across teams and contexts, a shared structure emerged across interviews. This structure also resonates with established models in design research and practice [9, 11, 21, 40]. We summarize this in four key development stages: (1) *Discovery*, which seeks to understand users, context, and business goals through research; (2) *Definition*, which synthesizes insights to frame the problem space and prioritize opportunities; (3) *Design*, which explores solutions via ideation, prototyping, and iterative user feedback; and (4) *Delivery*, which builds functional implementations

and measures impact through testing and analytics. For evaluation, the UX cycle incorporates approaches that complement these different stages. Participants highlighted surveys, focus groups, usability studies, A/B tests, and analytics-based metrics such as click and conversion rates as the most frequent methods. These stages are summarized in Figure 2.

Participants generally agreed that *Discovery*, *Definition*, and late *Delivery* activities are least amenable to automation because they rely on nuanced human perspectives and feedback. However, they expressed cautious optimism about simulation during the *Design* stage, where rapid iteration can benefit from scalable, on-demand feedback. As E3 noted, “At those early stages, I see the most potential. Later, you probably want to hear from users, and that’s where I have serious doubts, because we’re talking human psychology.”

### 3.3 User Needs and Challenges

We highlight our main findings from the formative study and discuss the recurring patterns that form the basis of our requirements.

A central theme that emerged across all these stages was the *importance of frequent iteration*. New interfaces and features often cycle through a myriad of revisions before release and incorporate input from both internal and external stakeholders. In most cases, teams reserve user studies for more mature solutions while early prototypes are iterated internally using expert-driven methods such as cognitive walkthroughs [26] and heuristic evaluations [34]. E1 described this rhythm as, “We probably have like 10-20 or even more iterations, not counting minor changes” With AI-assisted coding shortening build and design cycles, experts saw clear value in a complementary evaluation tool that helps compare alternatives and select the best option for a given use case. Existing tools offer limited support for iteration at this pace and it is seldom possible to get feedback quickly enough to shape the next revision.

Consequently, slow cycles emerged as a recurring pain point among our participants. Live user traffic is often scarce and contested across experiments, which is particularly problematic for niche markets or newly launched websites with limited audiences. Similarly, smaller teams lack the resources to design and run frequent studies. As a result, the most common request was for a solution that can be *generated on demand*, easily rerun after small edits, and automatically structured into accessible outputs without manual effort. The experts remarked that even if such a solution has limitations compared to traditional human-centered methods, having a lightweight and accessible option is preferable to having no tools at all. E4 explained, “I don’t think the AI could ever replace a human study. But it could be one more data point, a proxy that we run through to see what it says.”

Alongside iteration speed, participants emphasized the challenge of *isolating problems and prioritizing* which ones to address. The participants remarked on a common practice where quantitative signals, such as metrics, are used to first detect patterns and then qualitative methods, like focus groups, are applied to explain why those patterns occur. Several described this as a two-step process: first identifying what is wrong at a high level, then investigating the underlying causes in detail. The first step was seen as a weak point where they were not satisfied with the tooling support that exists and one which could potentially be strengthened through AI-driven

approaches. In particular, they asked for summaries that group related findings, estimate severity, and surface the most actionable changes first, with clear links back to evidence for communication and follow-up. E2 illustrated the burden of an abundance of information: “I can get drawn in like 1000 feedbacks saying different things... it is hard to find what to prioritize.”

When pushed to reflect on what made human-studies the gold standard for evaluation, the main response mentioned the *diversity of perspectives* that is difficult to access in any other way. Teams want feedback that mirrors the variety of likely users, yet time, budget, and traffic constraints often limit how many perspectives can be realistically consulted. E1 emphasized the difficulty of accessing participants in such contexts: “This is definitely a pain point in our design process, especially because it’s really hard to get access to those specific personas we design for.” Even with a well-understood user population experts noted that it can be difficult to anticipate how different personas will behave in practice and what problems they may encounter. For example, the uncertainty in behavior makes it difficult to know where users will click, how they will respond to a campaign, or whether engagement will align with expectations. While historical data and best practices offer helpful priors, the common experience was that real-world behavior remains unpredictable.

Beyond user diversity, participants also emphasized the importance of *aligning feedback with user goals*. UX evaluations are often guided by specific intentions or convergence criteria such as helping a user complete a task efficiently or nudging them toward a business outcome. To support this, practitioners need a clear view of what a user is trying to achieve at the exact moment a problem occurs. Several experts pointed to think-aloud protocols as a useful model since these make user reasoning explicit and reveal the most meaningful breakdowns. Any automated approach should similarly expose users’ micro-intentions as they progress through tasks, link these to higher-level behavioral patterns, and show how behavior unfolds relative to goals or KPIs. While open-ended exploration is common for early-stage designs, more mature products often require goal-driven benchmarking that targets specific features or expected outcomes.

### 3.4 Description of Requirements

Taken together, these findings point to a set of concrete design requirements that an automated system should meet in order to effectively support UX professionals:

**R1: Focus on iteration:** *Support rapid, interface analysis during early-stage design.*

*Motivation:* Final designs emerge from sifting through many permutations. Evaluation must keep pace by offering fast, comparable insights without costly delays.

**R2: Access to perspectives:** *Deliver diverse, persona-aligned feedback that reflects key segments of the target user base.*

*Motivation:* Recruiting appropriate audiences is difficult and behavior without data is hard to anticipate. Simulation must represent heterogeneity credibly and be tunable to different user profiles and contexts.

**R3: Goal-aligned insights:** *Reveal how observed issues relate to user goals, intentions, and steps along the journey.*

*Motivation:* A list of problems is not enough. Designers need

to understand why issues manifest and where they occur in flows so they can reason about broader patterns and fix root causes.

**R4: On-demand generation:** *Enable quick creation, rerunning, and structuring of simulation data.*

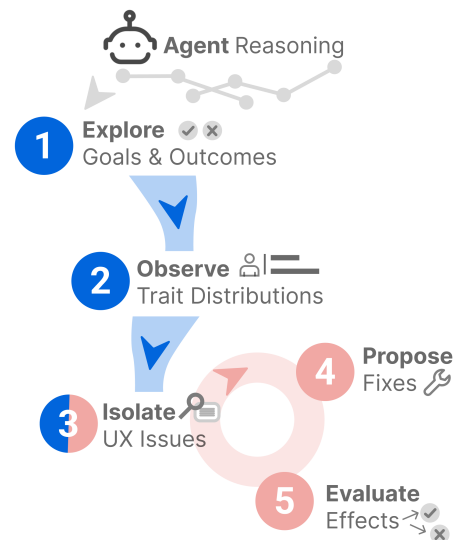
*Motivation:* Development is fast while evaluation lags. A useful system should support generating simulation data on demand, rerunning tests after edits, and structuring results automatically.

**R5: Prioritize findings:** *Help practitioners navigate, filter, and rank usability issues to focus effort where it matters.*

*Motivation:* Large numbers of simulations can overwhelm. Effective guidance requires grouping related findings, estimating severity and impact, and surfacing the most actionable changes first.

## 4 Workflow

The following section illustrates how these requirements can be met using a workflow (Figure 3) that facilitates a scalable approach to working with simulated user agents. While persona agents generate detailed action and reasoning traces, the volume and branching complexity of this data make direct analysis challenging. To manage this, our core analysis loop guides practitioners through: ① exploring agent goals and task outcomes, ② observing trait-based behavior distributions, and ③ isolating specific usability issues and their underlying causes. Practitioners can then ④ propose design fixes and ⑤ evaluate their impact across diverse personas.



**Figure 3: Overview of our workflow combining goal-driven exploration with iterative refinement.** Users begin by ① examining agent goals and outcomes, ② analyzing behavior across persona traits, and ③ identifying specific UX issues. They can then ④ propose interface changes and ⑤ assess their effects across diverse agent profiles.

**Exploring Goals and Outcomes.** In our workflow, users begin their analysis by exploring a structured overview of agent goals and task outcomes. These goals represent aggregated intentions derived from individual reasoning steps recorded during the traversal of the target website. This view provides insight into the mental models of agents and helps identify which objectives were pursued and how they align with what the UX professional is interested in evaluating (R3). This top-down approach generalizes across overarching behavioral patterns rather than requiring inspection of individual traces directly. For example, multiple agents might attempt to find the best deal on a shopping website but use different strategies to do so. Grouping by goals and outcomes ensures these low-level behaviors are clustered meaningfully, forming the first layer of exploration and enabling users to segment and filter agent activity based on shared intentions.

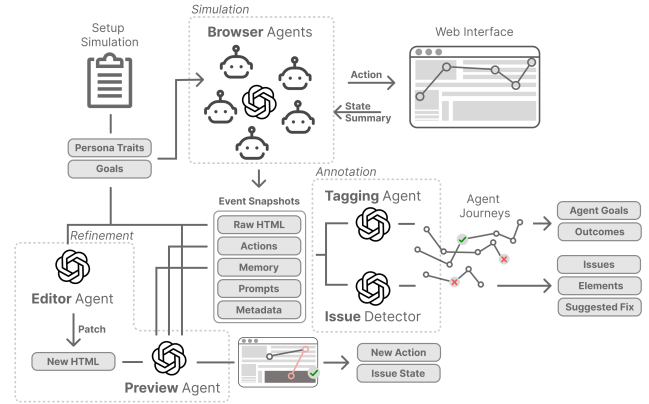
**Observing Trait Distributions.** Once users identify a goal of interest, they can naturally proceed to exploring persona-specific details within the agent pool. By revealing how unsuccessful outcomes are distributed across different persona traits, the system helps users isolate the perspectives most relevant to their evaluation goals (R2). It also helps surface patterns such as disproportionately low success rates among specific subgroups (e.g., older users), drawing attention to potential usability barriers. Because the analysis is grounded in agent-surfaced issues, practitioners can investigate known concerns while remaining open to surprising patterns and underrepresented user segments.

**Isolating Issues and Reasons.** Practitioners can then drill down into specific traits or persona profiles to reveal a list of concrete UX issues in order of severity. The aim is to uncover potential root causes of the failed interactions through textual reasoning and holistic analysis. Each issue is therefore presented with annotations, interface elements, and the agent's think-aloud explanations at the relevant step. This low-level view helps users understand not only what went wrong, but also why, linking interface elements to user traits and intentions. To provide further context, issues are situated along the agent's full interaction timeline, showing where they arose and how they developed.

The goal of these three steps is to organize agent simulation data into structured overviews and hierarchies that support human-in-the-loop reasoning and hypothesis testing. However, without actionable iteration, we risk staying in an exploratory loop with shallow and unconvincing takeaways. As such, to match the iterative pace of modern UX practice, our workflow also incorporates a tangential refinement loop.

**Propose Design Fixes.** Once users identify an area of concern and isolate the relevant interface elements, such as misleading buttons or ambiguously labeled links, they can propose targeted fixes. Each fix involves selecting a specific element and describing the intended change using natural language, such as updating a label or redirecting a link. These edits are non-destructive and treated as design hypotheses. Although best suited for small self-contained adjustments, this approach lowers the effort required to test improvements while enabling quick, local iterations.

**Evaluate Effects.** As a final step, there is also support for doing an initial evaluation on the proposed fix. A single simulation step is run to determine whether the issue surfaced by the agent was resolved or might require additional modifications. Practitioners can therefore explore how small changes, such as repositioning buttons or rephrasing instructions, might influence agent behavior without committing to full implementation.



**Figure 4: Our agent framework comprising (1) *Simulation Agents* for generating persona-grounded interaction traces, (2) *Annotation Agents* for tagging cognitive intent and detecting usability issues, and (3) *Refinement Agents* for applying and evaluating targeted interface edits.**

## 5 UXCASCADE

We introduce UXCASCADE, an end-to-end system that generates simulated, persona-grounded usability data and supports our workflow for human-in-the-loop analysis of aggregated insights. Below, we outline the underlying agent framework along with the components of the user-facing visual interface.

### 5.1 Agent Framework

UXCASCADE implements three sets of agents to assist the human-centric workflow with the complete framework shown in Figure 4. A supplementary technical overview, including full prompt specifications, is provided in Appendix C.

**Simulation Agents.** To run our simulations, we use a custom LLM-based agent designed specifically for interacting with web environments. The agent builds on top of the open-source *browser-use* framework [32], operating through an iterative perception-decision-action loop within a live browser session. This framework has demonstrated robust performance across a wide range of web-based interaction scenarios [18]. At each step, the agent receives a structured state summary derived from the current DOM and page visuals. This summary includes an indexed map of interactive elements, tab metadata, and an annotated screenshot [49]. The agent then selects the next action from a predefined task-agnostic set (e.g., click, scroll, type), based on its internal reasoning. After executing the action, the agent logs the outcome, updates the interaction history, and records any errors. To support downstream analysis, the system emits structured event snapshots through an event bus,



which include the raw HTML, prompt text, tab-level metadata, and a screenshot at the time of the interaction.

Behavioral variability is introduced using a trait-centric approach that allows users to define the characteristics agents should exhibit. UXCASCADE generates permutations of these traits to form a diverse set of persona profiles. Throughout the simulation, agents are consistently prompted to align their actions with their assigned traits and to justify decisions based on these attributes, bringing the specified characteristics to the forefront of their behavior. Users can also define task-specific interaction goals to reflect the types of behavior they wish to observe in more detail. While all agents are directed to focus on usability and UX concerns, UXCASCADE also supports custom behavioral directives that reflect the specific needs of the evaluation context and scenario.

*Annotation Agents.* We introduce a separate *Tagging Agent* that generates high-level semantic labels from the reasoning traces of simulated agents to identify trends among multiple different runs. Using the “think-aloud” memory logs as input, the agent generates concise tags that reflect the step-wise cognitive intent of the user, such as exploring, searching, deciding, or troubleshooting. The focus is on capturing underlying intent rather than surface-level actions. To guide the model, we provide a set of baseline cognitive intent types that serve as conceptual scaffolding, without enforcing a strict taxonomy. These intent categories are informed by cognitive and HCI research on user goals, attention, and interaction patterns. We define a non-exhaustive set of high-level intentions, including behaviors such as *explore and browse*, *search and locate*, and *select and decide*, among others. The generated tags are evaluated using a set-based similarity metric that rewards consistency across traces from the same persona and penalizes overlap across different personas, effectively framing the task as a clustering problem. This score is integrated into the prompt loop as scalar feedback, allowing the LLM to refine its tagging behavior iteratively.

Similarly, UXCASCADE includes an *Issue Detector* agent that analyzes the same reasoning traces, with a focus on identifying moments of friction or error during the simulation. The agent determines whether a concrete usability issue occurred, identifies the interface element involved, and assigns a severity level.

*Refinement Agents.* To enable efficient modification of existing web interfaces, we introduce an *Editor Agent*, a specialized LLM-driven module that supports iterative, natural-language editing of HTML snapshots. Operating through a structured chat-style interface, the agent interprets user-specified instructions and generates precise DOM-level patches that modify the target interface. For minor updates, the agent produces localized diffs that minimally alter the structure and styling of the original page. When edits exceed the scope of a simple patch, such as major layout reconfigurations or UI element substitutions, the agent has the capacity to synthesize an entirely new HTML template while attempting to preserve the original design. The system returns a validation message indicating whether the edits were successful and what changes were made.

To complement this, we incorporate a *Preview Agent* that provides automated feedback on the likely impact of the proposed changes. This agent replays the critical step from the original simulation, using the modified snapshot in place of the original. Leveraging the complete prompt state recorded during the initial agent

run, the system simulates how the agent would behave in the new context. The agent then evaluates whether the previously observed usability issue still manifests under the revised interface. The output is a structured report that includes predicted agent behavior, and a natural language summary of whether the issue appears resolved, thus assisting rapid iteration and hypothesis testing in a closed simulation loop.

*Implementation Details.* The agents in UXCASCADE are powered by the *GPT-5* API without finetuning. *Simulation Agents* operate with *temperature=1.0* to encourage behavioral diversity across runs, capped at 25 steps per agent to balance realism and cost. Average step latency ranges from 20-30 seconds depending on *DOM* complexity. *Annotation Agents* run deterministically (*temperature=0*) and operate asynchronously on cached traces, enabling scalable, repeatable extraction of cognitive intent and usability issues from think-aloud logs. *Refinement Agents* support patch-based editing through natural language instructions and validate changes with deterministic rollouts of the original agent prompt context. Rather than re-running full simulations, a single critical step is re-executed under the revised interface to isolate and verify behavioral impact. The visual interface is implemented as a *React* application with a *fastAPI Python* backend.

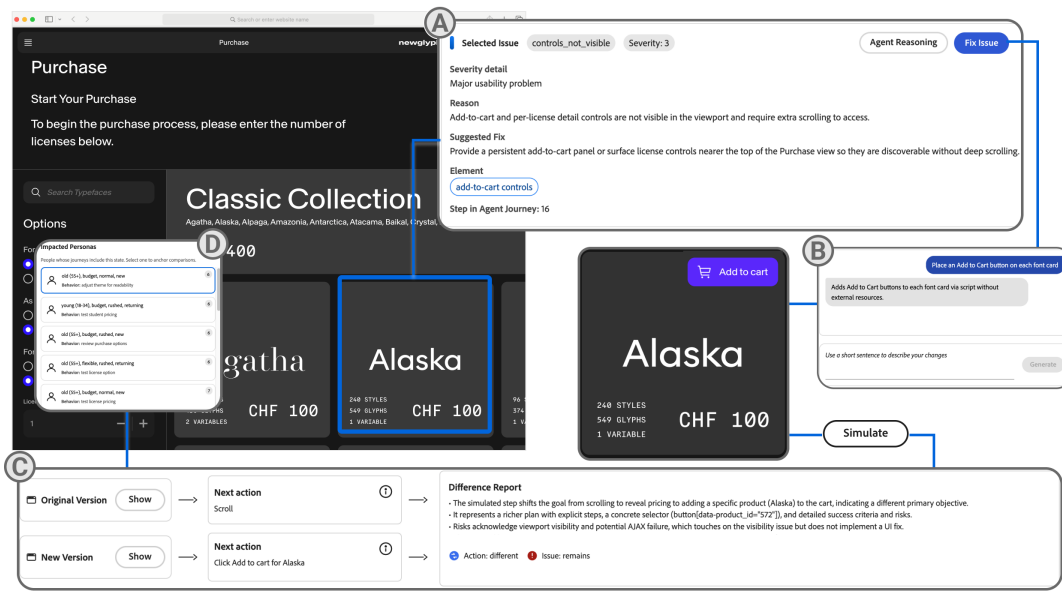
## 5.2 Visual Interface

A complete overview of our system and its constituent panels are summarized in Figure 1. The interface was refined iteratively based on feedback from UX experts from our formative study. To better illustrate the tool’s functionality and motivate key design choices, we use a running example of a commercial font website, as suggested by one of our study participants.

*Experiment Setup.* Users begin by configuring a simulation experiment that specifies target persona traits and high-level testing goals that help guide agent behavior. This is done through a dedicated panel that allows for quick creation of mock participants and formulation of experiment hypotheses. For instance, when evaluating a travel booking site, a practitioner might define *age* and *budget* as key traits, with goals set to *comparing destinations* and *maximizing savings*. Because simulations are computationally lightweight, users are encouraged to explore both common user paths and edge cases without resource constraints. Once a simulation is completed, it is listed in the experiment dashboard, where users can initiate downstream analysis sessions.

*Analysis View.* The analysis panel serves as the central hub for identifying and exploring usability issues (Figure 1A). It first presents a goal-level summary of simulation outcomes—displaying the number of agents attempting each goal, how many encountered issues, and a goal success ratio. Users can sort or filter these entries and select a specific goal to investigate further.

Selecting a goal opens a dedicated trait analysis view that can be toggled between two complementary modes. The trait-centric mode presents issue distributions per individual trait using bar charts, helping users assess how specific characteristics correlate with usability breakdowns. Alternatively, the single persona mode highlights the most problematic trait combinations by grouping agents into composite profiles. In both modes, users can drill down



**Figure 5: User interaction scenario with the UXCASCADE visual interface, showing (A) isolation of issue details, (B) generation of a fix based on natural language instruction, (C) simulation of new agent behavior, and (D) visualization of impacted personas across the user population.**

into a prioritized list of usability issues associated with the selected group, sorted by severity (0-4). Each issue entry includes a concise description, the affected interface element, and a proposed fix to guide remediation.

Users can also expand each issue to view additional context: the original think-aloud trace, the annotated screenshot used by the agent, and a clickable timeline of the surrounding actions (Figure 5A). This allows practitioners to understand not only what went wrong but also why, by tracing how the issue emerged over time. Presenting the raw *DOM* snapshot and agent perception state helps ensure transparency, particularly for fragile or semantically sparse websites where agent failures may reflect underlying structural problems.

**Agent Journey.** To contextualize simulation data along the temporal dimension, the interface includes agent journey panel rendered as a Sankey diagram (Figure 1D). This panel supports two toggleable modes: one emphasizes page-level navigation, illustrating how agents move through the website structure, while the other aligns agent paths with the step level goals, mirroring the objectives from the analysis view. Each node in the diagram is interactive and serves as a direct entry point back into the issue-level analysis, which acts to support our central workflow.

**Fix Issues.** The fix issues interface (Figure 1C) enables lightweight prototyping of design improvements. The panel displays a rendered snapshot of the page in question, with the current issue highlighted as a reminder. Users can access a toolbar with a simple editor to make surface-level edits by clicking directly on page elements. Typical changes include updating labels, modifying links, changing font properties, or removing problematic elements.

For more complex revisions, users can invoke a chat-based interaction with our *refinement agent* to describe desired changes

in natural language (Figure 5B). The agent applies these changes to the page and provides real-time feedback on the success of the operation. Users can iterate freely and access a history panel to revert edits as needed. Once a satisfactory fix is achieved, they can proceed to evaluation.

**Evaluation.** The evaluation panel (Figure 1E) enables users to compare the pre- and post-edit interfaces and assess whether the proposed changes lead to meaningful improvements. The system identifies modified elements and replays the relevant simulation step using the updated snapshot. By leveraging the original prompt history, the system estimates whether the agent’s next action has changed and whether the original issue has been resolved (Figure 5D).

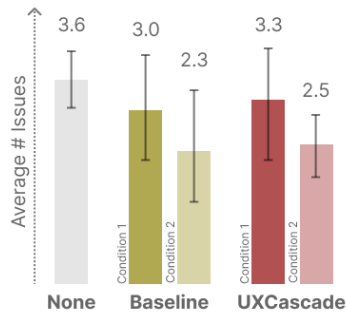
To assess broader impact, the system suggests additional personas whose experiences may be affected. It does so by reusing existing simulation data to identify agents with the same or adjacent goals who previously interacted with the modified element (Figure 5C). A complementary Sankey view visualizes these connections, helping users understand how localized fixes may influence the experiences of other user groups.

## 6 User Study

### 6.1 Study Design

**Overview.** We design our user study to reflect a common scenario in the UX development cycle: a first prototype is available, and the practitioner seeks rapid, actionable feedback. The focus at this stage is broad, ranging from basic usability problems to engagement-related issues in layout, flow, or content. We assume that the UX professional has clear design goals in mind and hypothetical client types that they envision interacting with the website.





**Figure 6: Average number of usability issues identified by participants across conditions**

We evaluate whether UXCASCADE meets the requirements outlined in section 3, specifically testing whether it helps UX professionals (1) uncover usability issues they would otherwise miss, (2) link issues to user behavior, personas, and interface elements with greater clarity, and (3) support faster iteration by devising fixes.

To do so, we adopt an end-to-end evaluation strategy that examines how well our tool integrates into existing UX workflows. The baseline condition consists of a lightweight usability report compiled in advance from human feedback on the same prototype. While more sophisticated tools exist for processing such data, we opted for a minimal setup to better reflect the realities of early-stage design teams. These teams often operate under time and resource constraints and are likely to benefit most from scalable, simulation-based alternatives such as UXCASCADE.

**Participants.** We recruited eight UX practitioners, each with professional experience (mean=6.5±4 years) in designing, building, or evaluating web interfaces. Participants included UX designers, UX researchers, and product engineers who routinely conduct or support interface testing. For each expert, we recorded their role, years of experience, and domain specialization. Throughout the study, participants are referred to as P1-P8.

**Materials and Conditions.** We evaluated a version-controlled custom-built online t-shirt shop (Cascada Tees), designed to reflect interaction patterns found in typical e-commerce websites. The prototype draws direct inspiration from real-world marketplace interfaces and includes a seeded set of usability and engagement issues, each annotated with a predefined description, severity rating, and potential fix. The seeded issues were derived in consultation with experts and based on Web Content Accessibility Guidelines [47], Nielsen’s usability heuristics [33], and recent e-commerce research [5], with each issue mapped to concrete UI elements.

We compared two within-subjects conditions on the our prototype website, with condition order counterbalanced across participants. In (1) **User Evaluation Report**, participants were provided with a concise summary compiled from a formative human study (n=10) conducted on the same website. In (2) **UXCASCADE**, participants used our tool, which exposed agent-generated reasoning traces, multi-level analysis views, and lightweight editing and evaluation capabilities.

ID	Cond. 1	Cond. 2	Issue List																	
			A1	A2	A3	A4	A5	A6	A7	B1	B2	B3	B4	B5	B6	B7	C1	C2	C3	
P1	Baseline	UXCascade	4	4			3			3	1	4		3	4		4			
P2	UXCascade	Baseline	1	3					3		3			2	4	4	2	3	4	
P3	Baseline	UXCascade	3		4		3		4				3	3	3	4	3	4		
P4	UXCascade	Baseline		3		2			3	4	2	3	3		3	2		3		
P5	Baseline	UXCascade			4			4	4				4	3	4		3	2		
P6	UXCascade	Baseline	4	3	4		3		3		2	4		3	4		1		3	
P7	Baseline	UXCascade	2	3			3				2	4	4	4	4	2				
P8	UXCascade	Baseline							3				3		4	3	3	3	2	

**Table 1: Distribution of usability issues identified by participants across all conditions, along with corresponding severity ratings.**

**Process.** Before the main study, we conducted a preliminary asynchronous evaluation to establish a human-generated baseline. Ten lay users were recruited to interact with our custom-built t-shirt e-commerce prototype (Cascada Tees). Each participant was asked to identify usability and engagement issues using a structured form, reporting the issue description, perceived severity, and how the observed behavior diverged from their expectations. These results were compiled into a spreadsheet and anonymized under pseudonyms. This corpus simulates the kind of early-stage, low-resource feedback UX practitioners typically collect and served as the input for our baseline condition.

The main part of the study was conducted remotely via Microsoft Teams. After obtaining informed consent and explaining the general study goals, participants were then described the overall task of isolating issues on a custom website. Throughout the session, we employed a think-aloud protocol to elicit participants’ real-time reasoning and reflections across all conditions.

All participants began with a 7-minute free exploration phase, during which they assessed the prototype unaided. To log findings, participants completed a structured Google Form that captured issue description, severity rating (0-4), impacted persona traits (if applicable), and proposed fixes.

They were then randomly assigned to one of two counterbalanced conditions *User Evaluation Report* or UXCASCADE. For each condition, participants were given 10 minutes to continue identifying issues using the assigned tool. This time window was informed by insights from our formative study, where experts emphasized the need for rapid, iterative reviews during early-stage prototyping. In practice, they noted that 10-15 minutes often reflects the realistic time budget available per design iteration or version. Before using UXCASCADE, users viewed a short two-minute demo video outlining key features. To mitigate the impact of unfamiliarity, they were encouraged to explore the interface and ask clarifying questions before proceeding.

After completing both conditions, participants filled out the NASA-TLX workload questionnaire. This was followed by a 15-minute semi-structured interview to probe perceived usefulness, integration into existing workflows, perceived advantages and limitations, and the utility of specific features.

We captured screen and audio recordings, timestamps, and the full issue lists from each session. Interview data was automatically transcribed and analyzed using a thematic analysis approach [7]. The authors coded the data and consolidated themes through discussion. Additional materials are included in the Appendix B.1.

## 6.2 Study Results

Based on our observations and the collected quantitative and qualitative feedback, we outline the key insights gained in the study.

**6.2.1 Comparing Conditions.** The issues recorded by participants were compiled and compared to the list of seeded issues embedded in the prototype website. Since our study involved UX experts with several years of experience, participants occasionally surfaced novel observations beyond our predefined list. While these additional suggestions were documented, we exclude them from the main analysis, as they often involved stylistic preferences or speculative comments about user expectations rather than concrete usability problems. This also made them difficult to evaluate systematically.

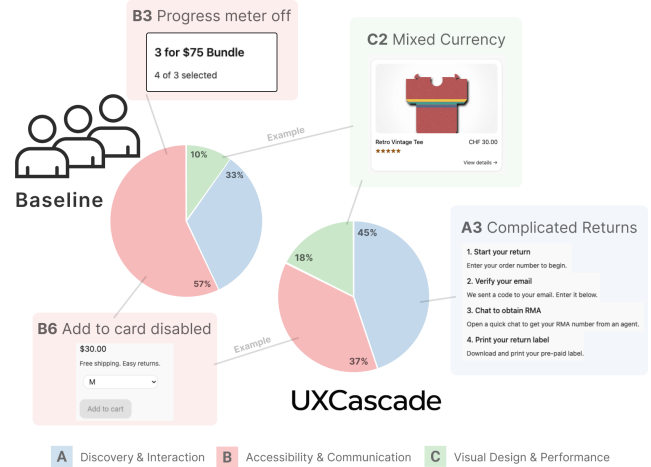
The complete set of results for each condition is summarized in Table 1. We indicate which seeded issues were identified by (1) no condition, (2) the baseline condition, and (3) the UXCASCADE condition. Every UX issue is represented by a tag corresponding to its entry in the seeded list, provided in Appendix B.2. For each issue, we also report the severity ratings assigned by participants. Additional aggregated results are shown in Table 6, which visualizes the average number of issues identified across the three phases of the study.

Overall, the highest number of issues ( $3.625 \pm 0.518$ ) was identified during the initial on-boarding step, where participants explored the website without tool assistance. This was followed by the UXCASCADE condition ( $2.874 \pm 0.835$ ) and the baseline condition ( $2.625 \pm 0.916$ ), which yielded the fewest issues. This pattern may partially be explained by order effects, as participants examined the same website multiple times. The most obvious issues were often identified early, making later phases more challenging. For instance, issues A1 and A2 — both related to filtering behavior, were frequently identified during the first phase. This trend is further illustrated in Figure 6, where both assisted conditions resulted in fewer issues when presented as the second condition. However, the marginal advantage of UXCASCADE remains evident when stratifying by condition order. In both configurations, participants identified slightly more issues using our system than with the baseline report.

Figure 7 illustrates the distribution of issue categories identified by each condition, with representative examples from the seeded issue set included for context. While many issues were detected across both conditions in different runs, certain problems appeared to be uniquely surfaced by one approach. For example, the incorrect progress meter was only reported in the baseline condition, whereas the overly complicated return process was exclusively flagged by UXCASCADE.

**6.2.2 Applying our Workflow.** Observing how participants used both UXCASCADE and the baseline condition provided valuable insights into the effectiveness of our proposed workflow.

The core analysis loop that begins with goals, moves through traits, and ends with issues was found intuitive by most participants.



**Figure 7: Distribution of usability issues identified under the Baseline and UXCASCADE conditions, grouped by category with representative example issues shown.**

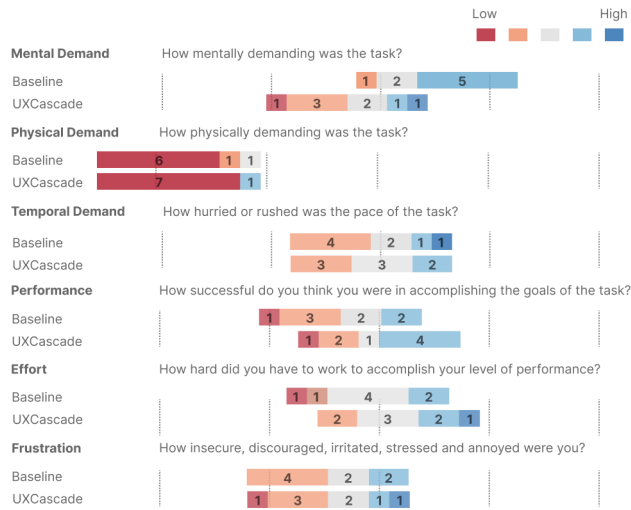
P1 shared that “It collects all the most important highlights... you don’t have to dig into the information,” and added, “The breakdown by goals and traits makes it much easier to focus compared to the Baseline condition.” The persona-driven design also resonated strongly. P8 mentioned, “I liked that you can go by persona and see which ones fail where.” P1 noted, “I usually work with personas already, so this just felt like an extension of that.”

Several participants appreciated the system’s ability to reveal patterns that might otherwise go unnoticed. P3 said, “I could imagine this uncovering some patterns you wouldn’t necessarily find just manually going through a page.” P4 added, “It’s doing what a checklist or report can’t do... it’s allowing active scanning.”

While the editing and simulation features were not central to the assigned task, multiple participants experimented with them and recognized their value. P7 commented, “For my personal workflow, I rely heavily on those tiny little fixes and being able to directly go in and fix something will be immensely helpful.” P6 noted its utility for designers in time-constrained environments “You could make a bunch of tiny changes without involving dev time.” P4 reflected on using the functionality to simulate a step with the new design, saying, “Editing the button label and then seeing the next action change was a really cool moment.”

**6.2.3 User Perception towards UXCASCADE.** We used the NASA Task Load Index (NASA-TLX) to assess subjective workload across six dimensions. Following established practice in HCI user studies, we omit the pairwise weighting step and report both the unweighted average and individual subscale scores Figure 8.

Overall, participants rated UXCASCADE as mentally less demanding than the baseline condition ( $2.75 \pm 0.89$  vs.  $3.50 \pm 0.76$ ). Several users noted that the raw list of issues provided in the baseline study felt overwhelming, whereas the curated and structured approach in our tool reduced cognitive load. The questionnaire also highlighted that UXCASCADE was perceived to better support performance and task success ( $3.00 \pm 0.71$  vs.  $2.65 \pm 0.99$ ).



**Figure 8: NASA-TLX ratings from our eight participants to access how difficult the task was under each condition.**

In terms of effort, however, users found UXCASCADE slightly more demanding ( $3.25 \pm 1.19$ ) compared to the baseline ( $2.86 \pm 1.06$ ). This aligns with qualitative feedback indicating that the system has a steeper learning curve and that navigating the interface requires acclimatization. Ratings for the remaining NASA-TLX dimensions were largely similar between the two conditions, with only minor differences in response distributions.

**UXCASCADE in Practice.** In addition to completing the assigned task, participants were asked to reflect on how they might envision using the proposed tool in their own workflows. Several users noted that UXCASCADE aligns well with early-stage UX iteration practices. P3 commented, “*This fits well when you just need fast feedback without launching a full study.*” This sentiment was echoed by P2 and P4, who saw the biggest impact either at the beginning of the design cycle as a first pass before conducting other usability tests, or as a final sanity check to ensure that nothing was missed. P2 also remarked jokingly, “*I already put my design into ChatGPT to check if I missed something.*”

P4 summarized the tool’s fundamental value by noting that, given the current lack of comparable solutions, “*it’s better than simply having nothing.*” Since running such a tool has little cost and minimal associated risk, participants agreed that having access to it offers only potential upside. P2 further added, “*Sometimes I just need ideas to get started and looking.*”

Regarding generalization, many participants expressed confidence that the tool would be even more valuable in complex real-world scenarios. In particular, P7 envisioned significant potential if the change evaluation step could be made more robust: “*I could then test many different options and see if the result changes.*” They referred to use cases such as conversion optimization, where even small adjustments (e.g., banner size) could impact user behavior.

**Trust and Realism of Simulations.** A recurring topic in the interviews was the degree of trust participants placed in the simulated agents’ ability to identify issues. While some users expressed enthusiasm for the system, they also raised concerns about the realism of agent

behavior. For example, P7 remarked, “*To be honest, I wouldn’t 100% believe in the simulations... whether it be accurate or actually reflective of real users’ behavior*”, though they added, “*still just having that feature, I think it’s quite awesome.*” Others were more critical about how well the agents can embody personas with one participant noting, “*To make the AI very persona-aligned is very difficult actually... in my experience the AI is still not the best at perceptual things.*”

Participants also drew direct comparisons between the issues surfaced in the baseline and those identified in UXCASCADE. P4 appreciated the nuance and emotional tone present in human-generated feedback, highlighting a specific example: “*this promo code feels like a scam*”, which they felt captured user frustration in a way that simulations did not. In contrast, agent responses were seen as more methodical and structured. P6 echoed this, observing that the system failed to convey the urgency of a problem, whereas the emotional component in the human comments made their impact more immediately clear.

Conversely, several participants were observed to trust UXCASCADE more readily, often accepting its output at face value while double-checking the human feedback in the baseline. The structured and systematic presentation of agent findings may have contributed to a higher perceived sense of reliability. In general, not all feedback was critical of the agents either. P1 was notably optimistic: “*AI is much better in analyzing it (the webpage) and providing a direct fix... but it’s not 100% accurate, it’s just a data-based assumption, but it feels realistic.*” They also cautioned that identifying “*more issues*” does not necessarily equate to “*better issues.*”

**Desired Improvements.** During the semi-structured interviews, participants shared several suggestions for improving the system’s usability and flexibility. One recurring theme concerned the rigid navigation flow of the analysis interface. P2, P3, and P7 expressed a desire for a more flexible exploration loop. As P2 explained, “*I want to see all the issues first and then apply filters. It makes more sense to me to start from there.*” P2 further noted that while starting from goals is useful in cases with an overwhelming number of issues, in normal scenarios it is more practical to view the entire issue space directly. P7 echoed this sentiment, stating, “*I feel the flow is too rigid sometimes and I need three clicks to get to one issue every time.*”

Participants also emphasized the need for clearer visual anchoring within the interface. While the current system highlights relevant elements in the annotated screenshots, this was not always sufficient, particularly for issues involving multiple interacting components. P6 and P7 both found that the provided snapshots sometimes caused confusion. As P6 described, they would often rely on the text description and then spend time scanning the page to locate what the agent was referencing. This suggests that better visual encoding or more contextual cues could help bridge the gap between agent reasoning and user comprehension.

Finally, there were some comments regarding the initial learning curve, especially with toggling between views or interpreting agent output. P5 remarked, “*It took me a moment to understand what I’m looking at, there is a lot going on.*” P3 added, “*The UI is powerful, but you need some time to learn what each panel gives you.*” This was particularly evident in our study’s simplified setting, where some views felt excessive. A streamlined mode or guided onboarding was suggested to ease first-time use.

## 7 Discussion

In the following section, we consolidate findings from the use case, and user study to reflect on the effectiveness of the proposed workflow and UXCASCADE system.

Our pilot study suggests that UXCASCADE achieves performance on par with human feedback, while also offering several unique strengths. In particular, the system supports mental offloading by surfacing issues along familiar and interpretable dimensions such as persona traits and agent goals. This structure encourages users to tailor their analysis to individual preferences while benefiting from an adaptive balance between control and automation. Although the richness of features introduces a steeper learning curve, participants acknowledged the utility of each component.

The positive qualitative feedback from both the formative and user study further underscores the potential of our tool. Even in scenarios where the simulated evaluation underperforms compared to traditional methods, the low cost and minimal risk of adding it to an existing workflow presents strong practical value. In such cases, UXCASCADE can serve as a complementary step, reserving human time for deeper insights related to emotion, tone, or aesthetics—areas that are difficult for current LLMs to assess.

However, the introduction of any automated tool is not without risk. Overreliance on such systems could lead to professional complacency, with practitioners delegating critical evaluation tasks prematurely. This concern is particularly salient given the increasing automation of the design and development pipeline, leaving usability testing as one of the final human-centered checkpoints. To mitigate this, our approach centers the analyst, ensuring transparency around model limitations and positioning the system as an informative, not conclusive, aid in the evaluation process. Encouragingly, the qualitative feedback from participants indicated a healthy skepticism toward AI-generated outputs, with professionals expressing a desire to verify suggested issues before acting on them.

Our central workflow, which guides users from goals to traits to issues, closely mirrors the problem-solving strategies employed by UX practitioners themselves. Several participants noted that these steps reflect how they naturally approach early-stage evaluations. However, some also expressed a desire for more bi-directional exploration. This indicates the value of adding bottom-up strategies that allow users to begin by surveying all issues and then refining their analysis through targeted filters. The refinement loop, which enables lightweight edits followed by simulation-based feedback, was also well received. Participants saw this feature as aligning with the iterative and fast-paced nature of UX development. Given the flexibility of our approach, we envision it can be readily adapted to other systems, beyond the scope of this study.

Overall, UXCASCADE provides UX practitioners with a flexible and low-friction method for identifying issues on demand, supported by simulated persona perspectives. The addition of a fix-and-simulate loop offers a valuable supplement to traditional workflows, empowering designers to test ideas rapidly and observe their effects in context.

## 8 Limitations and Future Work

Our initial results demonstrate the potential usefulness of our proposed workflow for utilizing simulated agents for usability testing. However, we acknowledge there are certain limitations and avenues for future work.

UXCASCADE has demonstrated the ability to generate plausible behavior sequences, but its alignment with real human behavior can be improved. Pilot comparisons between agent and human user behavior reaffirmed our hypothesis by revealing significantly lower variability in clicks and elements explored. Because personas guide the agents' planning and reasoning, this also highlights a limitation in how we currently define personas. They are primarily specified through a small set of behavioral traits and demographic attributes. Prior work has shown that human behavior cannot be adequately captured by a few keywords and at best they act as over simplifications. Instead, LLMs require richer and more contextually grounded input to mimic real decision-making. Additionally, we observed that the browser agent consistently struggles with visual perception and reasoning. It has difficulty recognizing subtle visual cues and is not well suited for providing feedback on aesthetic aspects such as visual appeal or the naturalness of layout. Therefore human alignment will require advances on both fronts: more expressive persona conditioning and improved perception of visual context.

In the current implementation, running agent simulations remains decoupled from the analysis view due to time constraints and cannot yet be executed at scale in real time. Similarly, while the tool includes a preliminary interface for evaluating UX fixes, its functionality is currently limited to simulating a single step for a single agent. This presents a constraint, as interface changes rarely operate in isolation and what improves performance for one persona may introduce friction for another. Although the current system partially addresses this by surfacing other agents that encountered the same snapshot through the user journey view, it does not quantify the impact of the proposed fix on their downstream behavior. Future work should explore optimizing the browser agent to support multi-step simulations within the iterative fix-and-test loop. This would enable richer comparative evaluation of design alternatives and help practitioners identify the most robust and effective solution across diverse user profiles.

In a similar vein, one avenue to improve our iterative workflow, would be to enable direct comparisons between multiple interface prototypes. A system that exposes agents to different versions of the same webpage could yield valuable feedback, allowing practitioners to isolate which specific design decisions or interface elements influence agent behavior. This would improve the robustness of findings and increase confidence in the validity of surfaced issues. Such functionality also aligns with the workflows described by participants in both our formative and user studies, where early-stage exploration often involves comparing a variety of design alternatives. We envision that the core analysis flow could be extended to accommodate multi-version evaluations with minimal adaptation.

## 9 Conclusion

We introduced UXCASCADE, a system that brings simulated persona agents into early-stage UX evaluation. Our workflow enables practitioners to uncover usability issues by navigating agent goals,

reasoning traces, and persona traits. Similarly, by integrating lightweight edit capabilities and a structured evaluation loop, the system supports actionable refinement of target interfaces. This combination of simulation, annotation, and iteration extends the reach of usability testing beyond traditional constraints and integrates seamlessly with existing workflows. Through a study with UX experts, we demonstrate how UXCASCADE can help reveal issues that may otherwise be missed. We view this work as a step towards more intelligent tools that empower practitioners to evaluate and iterate with greater speed, clarity, and control.

## References

- [1] Anshu Agarwal and Andrew Meyer. 2009. Beyond usability: evaluating emotional response as an integral part of the user experience. In *Extended Abstracts of the CHI Conf. on Human Factors in Computing Systems (CHI EA '09)*. ACM, 2919–2930. doi:10.1145/1520340.1520420
- [2] Gati V. Aher, Rosa I. Arriaga, and Adam Tauman Kalai. 2023. Using Large Language Models to Simulate Multiple Humans and Replicate Human Subject Studies. In *Proceedings of the 40th International Conference on Machine Learning*. PMLR, 337–371. ISSN: 2640-3498.
- [3] Majed Alshamari and Pam Mayhew. 2008. Task design: Its impact on usability testing. In *2008 Third International Conference on Internet and Web Applications and Services*. IEEE, 583–589.
- [4] Lisa P Argyle, Ethan C Busby, Nancy Fulda, Joshua R Gubler, Christopher Rytting, and David Wingate. 2023. Out of one, many: Using language models to simulate human samples. *Political Analysis* 31, 3 (2023), 337–351.
- [5] Baymard Institute. 2025. *49 Cart Abandonment Rate Statistics 2025: Cart and Checkout*.
- [6] Karim Benharrah, Tim Zindulka, Florian Lehmann, Hendrik Heuer, and Daniel Buschek. 2024. Writer-Defined AI Personas for On-Demand Feedback Generation. In *Proc. of the SIGCHI Conf. on Human Factors in Computing Systems (CHI '24)*. ACM, Article 1049, 18 pages. doi:10.1145/3613904.3642406
- [7] Virginia Braun and Victoria Clarke. 2006. Using thematic analysis in psychology. *Qualitative Research in Psychology* 3, 2 (2006), 77–101. doi:10.1191/1478088706qp0630a
- [8] Virginia Braun and Victoria Clarke. 2019. Reflecting on reflexive thematic analysis. *Qualitative Research in Sport, Exercise and Health* 11, 4 (2019), 589–597. doi:10.1080/2159676X.2019.1628806
- [9] Tim Brown. 2010. *Change by Design: How Design Thinking Creates New Alternatives for Business and Society*. Harper Business.
- [10] Yoonseo Choi, Eun Jeong Kang, Seulgi Choi, Min Kyung Lee, and Juho Kim. 2025. Proxona: Supporting Creators' Sensemaking and Ideation with LLM-Powered Audience Personas. In *Proc. of the SIGCHI Conf. on Human Factors in Computing Systems*. ACM, Article 149, 32 pages. doi:10.1145/3706598.3714034
- [11] Design Council. 2019. What is the framework for innovation? The Double Diamond.
- [12] Peitong Duan, Chin-Yi Cheng, Gang Li, Bjoern Hartmann, and Yang Li. 2024. UICrit: Enhancing Automated Design Evaluation with a UI Critique Dataset. In *Proc. of the Annual ACM Symposium on User Interface Software and Technology (UIST '24)*. ACM, Article 46, 17 pages. doi:10.1145/3654777.3676381
- [13] Peitong Duan, Jeremy Warner, and Bjoern Hartmann. 2023. Towards Generating UI Design Feedback with LLMs. In *Proc. of the Annual ACM Symposium on User Interface Software and Technology (UIST '23 Adjunct)*. ACM, Article 70, 3 pages. doi:10.1145/3586182.3615810
- [14] Peitong Duan, Jeremy Warner, Yang Li, and Bjoern Hartmann. 2024. Generating Automatic Feedback on UI Mockups with Large Language Models. In *Proc. of the SIGCHI Conf. on Human Factors in Computing Systems*. 1–20. doi:10.1145/3613904.3642782
- [15] Asbjørn Følstad, Effie Law, and Kasper Hornbæk. 2012. Analysis in practical usability evaluation: a survey study. In *Proc. of the SIGCHI Conf. on Human Factors in Computing Systems*. 2127–2136.
- [16] Tao Ge, Xin Chan, Xiaoyang Wang, Dian Yu, Haitao Mi, and Dong Yu. 2025. Scaling Synthetic Data Creation with 1,000,000,000 Personas. doi:10.48550/arXiv.2406.20094
- [17] George Gui and Olivier Toubia. 2023. The Challenge of Using LLMs to Simulate Human Behavior: A Causal Inference Perspective. (2023). doi:10.2139/ssrn.4650172
- [18] Longjie Guo, Chenjie Yuan, Mingyuan Zhong, Robert Wolfe, Ruican Zhong, Yue Xu, Bingbing Wen, Hua Shen, Lucy Lu Wang, and Alexis Hiniker. 2026. Susbench: An online benchmark for evaluating dark pattern susceptibility of computer-use agents. In *Proc. of the Int. Conf. on Intelligent User Interfaces*. ACM.
- [19] Hongliang He, Wenlin Yao, Kaixin Ma, Wenhao Yu, Yong Dai, Hongming Zhang, Zhenzhong Lan, and Dong Yu. 2024. WebVoyager: Building an End-to-End Web Agent with Large Multimodal Models. In *Proc. of the Annual Meeting of the Association for Computational Linguistics*, Lun-Wei Ku, Andre Martins, and Vivek Srikumar (Eds.). ACL, 6864–6890. doi:10.18653/v1/2024.acl-long.371
- [20] Morten Hertzum and Niels Ebbe Jacobsen. 2001. The evaluator effect: A chilling fact about usability evaluation methods. *Int. Journal of Human-Computer Interaction* 13, 4 (2001), 421–443.
- [21] Alan R. Hevner, Salvatore T. March, Jinsoo Park, and Sudha Ram. 2004. Design Science in Information Systems Research. *MIS Quarterly* 28, 1 (2004), 75–105.
- [22] Guangyuan Jiang, Manjie Xu, Song-Chun Zhu, Wenjuan Han, Chi Zhang, and Yixin Zhu. 2023. Evaluating and Inducing Personality in Pre-trained Language Models. In *Advances in Neural Information Processing Systems*, Vol. 36. Curran Associates, Inc., 10622–10643.
- [23] Abidullah Khan, Atefeh Shokrizadeh, and Jinghui Cheng. 2025. Beyond Automation: How Designers Perceive AI as a Creative Partner in the Divergent Thinking Stages of UI/UX Design. In *Proc. of the SIGCHI Conf. on Human Factors in Computing Systems*. 1–12.
- [24] Michal Kosinski. 2023. Theory of mind may have spontaneously emerged in large language models. *arXiv preprint arXiv:2302.02083* 4 (2023), 169.
- [25] Emily Kuang, Xiaofu Jin, and Mingming Fan. 2022. "Merging Results Is No Easy Task": An International Survey Study of Collaborative Data Analysis Practices Among UX Practitioners. In *Proc. of the SIGCHI Conf. on Human Factors in Computing Systems*. 1–16.
- [26] Clayton Lewis and Cathleen Wharton. 1997. Cognitive walkthroughs. In *Handbook of Human-Computer Interaction*. Elsevier, 717–732.
- [27] Yuxuan Lu, Jing Huang, Yan Han, Bingsheng Yao, Sisong Bei, Jiri Gesi, Yaochen Xie, Zheshe, Wang, Qi He, and Dakuo Wang. 2025. Prompting is Not All You Need! Evaluating LLM Agent Simulation Methodologies with Real-World Online Customer Behavior Data. doi:10.48550/arXiv.2503.20749
- [28] Yuxuan Lu, Bingsheng Yao, Hansu Gu, Jing Huang, Zheshe, Jessie Wang, Yang Li, Jiri Gesi, Qi He, Toby Jia-Jun Li, and Dakuo Wang. 2025. UXAgent: An LLM Agent-Based Usability Testing Framework for Web Design. In *Extended Abstracts of the CHI Conf. on Human Factors in Computing Systems (CHI EA '25)*. ACM, Article 545, 12 pages. doi:10.1145/3706599.3719729
- [29] Kaixin Ma, Hongming Zhang, Hongwei Wang, Xiaoman Pan, Wenhao Yu, and Dong Yu. 2023. Laser: Llm agent with state-space exploration for web navigation. *arXiv preprint arXiv:2309.08172* (2023).
- [30] Saab Mansour, Leonardo Perelli, Lorenzo Mainetti, George Davidson, and Stefano D'Amato. 2025. PAARS: Persona Aligned Agentic Retail Shoppers. In *Proceedings of the 1st Workshop for Research on Agent Language Models (REALM 2025)*. ACL, 143–159. doi:10.18653/v1/2025.realm-1.11
- [31] Suhong Moon, Marwa Abdulhai, Minwoo Kang, Joseph Suh, Widyadewi Soedarmadji, Eran Kohen Behar, and David M. Chan. 2024. Virtual Personas for Language Models via an Anthology of Backstories. In *Proc. of the Conf. on Empirical Methods in Natural Language Processing*. ACL, 19864–19897. doi:10.18653/v1/2024.emnlp-main.1110
- [32] Magnus Müller and Gregor Žunič. 2024. *Browser Use: Enable AI to control your browser*.
- [33] Jakob Nielsen. 1994. *10 Usability Heuristics for User Interface Design*. Nielsen Norman Group.
- [34] Jakob Nielsen and Rolf Molich. 1990. Heuristic evaluation of user interfaces. In *Proc. of the SIGCHI Conf. on Human Factors in Computing Systems*. 249–256.
- [35] Joon Sung Park, Joseph O'Brien, Carrie Jun Cai, Meredith Ringel Morris, Percy Liang, and Michael S. Bernstein. 2023. Generative Agents: Interactive Simulacra of Human Behavior. In *Proc. of the Annual ACM Symposium on User Interface Software and Technology (UIST '23)*. ACM, Article 2, 22 pages. doi:10.1145/3586183.3606763
- [36] Jeffrey Rubin and Dana Chisnell. 2008. *Handbook of usability testing: How to plan, design, and conduct effective tests*. John Wiley & Sons.
- [37] Leonard Salewski, Stephan Alaniz, Isabel Rio-Torto, Eric Schulz, and Zeynep Akata. 2023. In-context impersonation reveals large language models' strengths and biases. *Advances in Neural Information Processing Systems* 36 (2023), 72044–72057.
- [38] Yimin Shi, Yang Fei, Shiqi Zhang, Haixun Wang, and Xiaokui Xiao. 2025. You Are What You Bought: Generating Customer Personas for E-commerce Applications. In *Proceedings of the 48th International ACM SIGIR Conference on Research and Development in Information Retrieval (SIGIR '25)*. ACM, 1810–1819. doi:10.1145/3726302.3730118
- [39] Donghoon Shin, Daniel Lee, Gary Hsieh, and Gromit Yeuk-Yin Chan. 2025. Poster-Mate: Audience-driven Collaborative Persona Agents for Poster Design. In *Proc. of the Annual ACM Symposium on User Interface Software and Technology (UIST '25)*. ACM, Article 201, 20 pages. doi:10.1145/3746059.3747769
- [40] Sangho Suh, Michael Lai, Kevin Pu, Steven P. Dow, and Tovi Grossman. 2025. StoryEnsemble: Enabling Dynamic Exploration & Iteration in the Design Process with AI and Forward-Backward Propagation. In *Proc. of the Annual ACM Symposium on User Interface Software and Technology*. ACM, Article 203, 36 pages. doi:10.1145/3746059.3747772
- [41] Amanda Swearngin, Chenglong Wang, Alannah Oleson, James Fogarty, and Amy J Ko. 2020. Scout: Rapid exploration of interface layout alternatives through high-level design constraints. In *Proc. of the SIGCHI Conf. on Human Factors in*



- Computing Systems*. 1–13.
- [42] Maryam Taeb, Amanda Sweengin, Eldon Schoop, Ruijia Cheng, Yue Jiang, and Jeffrey Nichols. 2024. Axnav: Replaying accessibility tests from natural language. In *Proc. of the SIGCHI Conf. on Human Factors in Computing Systems*. 1–16.
  - [43] Kelsey Turbeville, Jennarong Muengtaweepongs, Samuel Stevens, Jason Moss, Amy Pon, Kyra Lee, Charu Mehra, Jenny Gutierrez Villalobos, and Ranjitha Kumar. 2024. LLM-powered Multimodal Insight Summarization for UX Testing. In *International Conference on Multimodal Interaction*. ACM, 4–11. doi:10.1145/3678957.3685701
  - [44] Dakuo Wang, Ting-Yao Hsu, Yuxuan Lu, Hansu Gu, Limeng Cui, Yaochen Xie, William Headean, Bingsheng Yao, Akash Veeragouni, Jiapeng Liu, Sreyashi Nag, and Jessie Wang. 2025. AgentA/B: Automated and Scalable Web A/BTesting with Interactive LLM Agents. doi:10.48550/arXiv.2504.09723
  - [45] Lei Wang, Jingsen Zhang, Hao Yang, Zhi-Yuan Chen, Jiakai Tang, Zeyu Zhang, Xu Chen, Yankai Lin, Hao Sun, Ruihua Song, Xin Zhao, Jun Xu, Zhicheng Dou, Jun Wang, and Ji-Rong Wen. 2025. User Behavior Simulation with Large Language Model-based Agents. *ACM Trans. on Information Systems* 43, 2, Article 55 (2025), 37 pages. doi:10.1145/3708985
  - [46] Ziyi Wang, Yuxuan Lu, Wenbo Li, Amirali Amini, Bo Sun, Yakov Bart, Weimin Lyu, Jiri Gesi, Tian Wang, Jing Huang, Yu Su, Upol Ehsan, Malihe Alikhani, Toby Jia-Jun Li, Lydia Chilton, and Dakuo Wang. 2025. OPeRA: A Dataset of Observation, Persona, Rationale, and Action for Evaluating LLMs on Human Online Shopping Behavior Simulation. doi:10.48550/arXiv.2506.05606
  - [47] World Wide Web Consortium. 2024. *Web Content Accessibility Guidelines (WCAG) 2.2*. W3C Recommendation REC-WCAG22-20241212. W3C.
  - [48] Wei Xiang, Hanfei Zhu, Suqi Lou, Xinli Chen, Zhenghua Pan, Yuping Jin, Shi Chen, and Lingyun Sun. 2024. SimUser: Generating Usability Feedback by Simulating Various Users Interacting with Mobile Applications. In *Proc. of the SIGCHI Conf. on Human Factors in Computing Systems*. ACM, 1–17. doi:10.1145/3613904.3642481
  - [49] Jianwei Yang, Hao Zhang, Feng Li, Xueyan Zou, Chunyuan Li, and Jianfeng Gao. 2023. Set-of-Mark Prompting Unleashes Extraordinary Visual Grounding in GPT-4V. *arXiv preprint arXiv:2310.11441* (2023).
  - [50] Erhan Zhang, Xingzhu Wang, Peiyuan Gong, Yankai Lin, and Jiaxin Mao. 2024. USimAgent: Large Language Models for Simulating Search Users. In *Proceedings of the 47th International ACM SIGIR Conference on Research and Development in Information Retrieval (SIGIR '24)*. ACM, 2687–2692. doi:10.1145/3626772.3657963
  - [51] Chuyi Zhou, Xiyuan Zhang, and Chunyang Yu. 2023. How does AI promote design iteration? The optimal time to integrate AI into the design process. *Journal of Engineering Design* (2023), 1–28.



## A Formative Study

We conducted semi-structured interviews in two parts: the first to understand participants' general UX testing workflows and expectations for AI-assisted tooling, and the second to reflect on the features of a potential future system and initial prototypes. The overview of the guiding questions used to structure the interview are summarized below.

### Part 1: UX Testing Practices and Expectations (40min)

- |                              |  |
|------------------------------|--|
| 1. UX Testing Practices      | <i>How do you typically evaluate or test UX/UI designs and features? For example, do you use internal reviews, heuristics, usability tests, user feedback, or analytics data?</i>        |
| 2. Usability Testing Methods | <i>How is usability testing usually conducted in your workflow? What kinds of data do you collect (e.g., click paths, survey results, interviews), and how is it typically analyzed?</i> |
| 3. Imagining AI Support      | <i>Can you imagine ways in which AI could assist your UX iteration process? What kinds of insights or automations would be most valuable?</i>  |
| 4. Design Requirements       | <i>What would be the most important features or requirements for such a tool to be practical in your work? What would make it trustworthy and usable?</i>                                |

### Part 2: Prototype Feedback (20min)

- |                       |  |
|-----------------------|--|
| 5. Workflow Alignment | <i>How well do you think the prototypes we showed match how you currently approach UX evaluation? Which parts of the proposed logic align with your process, and which do not?</i> |
| 6. Feature Usefulness | <i>Which features did you find most useful or promising? Were there any that seemed less relevant? How might each feature benefit your work compared to alternatives?</i>          |

## B User Study

In this section, we provide additional details on the user study described in section 6, including the full study protocol and the complete list of seeded issues used in the custom website.

### B.1 Protocol details

The following protocol was used for conducting the user study:

- |                             |   |
|-----------------------------|---|
| <b>Pre-Study</b>            | Conduct asynchronous usability tests with 5-10 lay participants on the target website. Feedback is compiled into a raw baseline report summarizing usability and engagement issues. |
| <b>Introduction (5 min)</b> | Welcome participants and collect informed consent. Background info is gathered, including role, years of experience, and typical evaluation contexts.                               |

- |                              |  |
|------------------------------|--|
| <b>Onboarding (7 min)</b>    | Participants interact with the website independently. They identify UX issues, assign severity, link problems to personas/goals, and suggest fixes.  |
| <b>Condition 1 (10 min)</b>  | Participants are randomly assigned to either the baseline report or UXCASCADE. They continue augmenting the initial usability issue list. Those in the UXCASCADE condition first watch a short demo video and are given time to familiarize themselves with the interface. |
| <b>Condition 2 (10 min)</b>  | Participants switch to the alternate condition. They finalize their list of identified issues.   |
| <b>Questionnaire (5 min)</b> | Participants complete the NASA-TLX to assess workload and cognitive demand across both conditions.   |
| <b>Discussion (10 min)</b>   | A short semi-structured interview collects feedback on usefulness, workflow fit, feature utility, and improvement ideas. Optionally, UXCASCADE is shown on a website of the participant's choosing to highlight real world applicability.                                  |

When initializing the agents for UXCASCADE, we generated diverse personas by permuting the following trait dimensions. Two agents were created for each combination of traits to ensure further diversity.

- *Price Sensitivity (PS)*: budget, flexible
- *Time Pressure (TP)*: rushed, normal
- *Age Cohort (AC)*: 18-34 , 55+
- *User Type (UT)*: new, returning

Similarly, we assign the following high-level goals to guide the agent behavior. For consistency the same success goals are also surfaced to the participants in our pre-study used to compile the baseline conditions. This allows them to also guide their exploration along these tasks.

- Save as much as possible using bundles or coupons
- Find a specific tee under a price target, compare options, and select one using filters
- Explore size options and availability, assess clarity and helpfulness of information
- Review cost summary, ensuring clarity of subtotal, discounts, and shipping

### B.2 Full List of Issues

Below we present the full set of seeded usability issues embedded into our custom e-commerce website. These issues were developed in collaboration with UX experts from our formative study and span a range of realistic interface problems. To facilitate structured analysis, we grouped them into three overarching categories: (A) *Discovery and Interaction*, (B) *Accessibility and Communication*, and (C) *Layout, Visual Design, and Performance*. The complete list of issues is shown in Table 2.

Tag	Area	Issue	Severity	Description	Suggested Fix
A1	Product List	Sort label mismatch	3	"Low to High" selected, but results show high to low	Fix comparator logic to match selected sort label
A2	Product List	Price filter unresponsive	2	Slider moves but does not affect results	Wire slider to filtering logic and trigger requery
A3	Product List	State not persisted	2	Filters and sorting reset on page reload or back nav	Sync state to URL and restore on load
A4	Shop vs Bundles	Inconsistent layout and filters	3	Bundle view lacks filters and there is layout inconsistency	Unify filters and structure across pages
A5	Returns	Returns flow hard to find	2	Multi-step process contradicts "Easy Returns" claim	Provide a simplified, consolidated return form
A6	Product List	Vintage filter broken	1	Vintage filter does not return results	Fix filter query logic
A7	Cart	No item-level control	2	"Remove" clears all items at once	Enable single-item removal and links to products
B1	Bundles	No size info shown	3	Users can't see selected sizes before checkout	Require selection and show bundle summary
B2	Checkout Summary	Shipping cost unclear	2	Shipping only appears at final step	Show shipping line and estimate earlier
B3	Bundles	Progress meter off by one	4	Meter shows 2/3 when all 3 items are picked	Fix meter logic to reflect correct count
B4	Bundles	Bundle rules unclear	3	Discount only appears late, no guidance during build	Preview discount and guide bundle progress
B5	Product Page	No feedback on add to cart	4	Only feedback is cart count increment	Add "Added to cart" confirmation message
B6	Product Page	Add to cart looks disabled	4	Button appears inactive but still works	Update button style and fix accessibility
B7	Policies	No shipping or return info	2	Missing contact and policy details near CTA	Add policy summary and trust
C1	Product Page	Promo strip hides filters	4	Banner reduces access to controls above the fold	Shrink banner, adjust layout spacing
C2	Product Page	Mixed currency display	2	Some prices in CHF, others in USD	Normalize currency or indicate user locale
C3	Search Bar	Redundant search button	1	Button duplicates enter key functionality	Remove or repurpose button

**Table 2: Seeded usability issues embedded in the evaluation website, including severity ratings and recommended fixes.**

## C Technical Report

This appendix provides additional technical details about the implementation of UXCASCADE, intended to support reproducibility and enable a deeper assessment of the LLM-based components introduced in the main paper. The core architecture of the system is summarized in Figure 4. In the following, we outline relevant implementation specifics for each of the contributing agent types.

### C.1 Model Specifications

All simulated agent interactions were conducted using OpenAI’s GPT-5 model, accessed via the Azure OpenAI Service in August 2025. The model was used in its default hosted configuration without any fine-tuning or system-level modifications. For simulation agents, we applied a temperature of 1.0 to promote behavioral diversity across runs. Annotation and refinement agents were run deterministically using a temperature of 0.0. Prompts followed OpenAI’s chat-completion schema using system and user roles.

### C.2 Simulation Agents

The simulation agents are built on top of the open-source *browser-use* framework (version from Summer 2025), which provides a structured environment for web-based interaction. At each step, the agent receives a single annotated screenshot and a parsed set of HTML elements as input. We adapted the original prompting structure to better align with UX evaluation goals by emphasizing usability concerns and instructing the agent to remark on potential interface issues. Additionally, we introduced supplementary variables such as the agent’s current goal and high-level intention,

enabling more transparent inspection of decision-making processes after navigation.

Implementation details related to webpage parsing and state construction are omitted, as they fall outside the primary scope of our contribution and follow the open-source *BrowserUse* framework [32].

#### C.2.1 Prompts.

Below we present the main prompts used to guide the simulation agent’s behavior. These do not include system-level or preprocessing prompts related to webpage parsing, which are inherited from the underlying framework.

```
TASK_PROMPT = ""
You are a usability tester.

Visit the {site_name} website ({site_url}) and, using your
current persona and behavior information (provided
separately), identify information relevant to that
persona's needs.

Focus areas: {focus_bullets}

While exploring, keep the following in mind and reflect at every
step
in your reasoning:
- Which pieces of relevant information can you find easily, and
  where do you get stuck?
- Is anything you expected to see missing or hard to locate?
- How satisfied are you with the site's findability for your
  persona's needs?
- Do you have any suggestions or wishes that would make the site
  more useful for someone like you?

Important:
```

```

If a link makes you leave the {site_name} website, go back to the
    last page you were on and continue there.
"""

BEHAVIOR_PROMPT = """
You are a usability tester whose singular focus is to experience
    a website exactly as a real user would through the lens of
    the given persona.

**Persona (THE most important input):**
{persona}

---

1. **Embody the Persona Above All Else**
- Fully internalize this persona's background, goals,
    motivations, and pain-points.
- Speak and think strictly in the first person: ``As this persona
    I want...'', ``I'm looking for...'', ``I feel confused
    when...''
- At every step, check: ``Am I reacting as this persona would?''

2. **Step-by-Step Page Walk-Through**
- Scroll from top to bottom, section by section.
- For each element (headings, text, images, buttons, forms,
    links, etc.), state:
    1. **What I (the persona) see**
    2. **What I expect it to do**
    3. **How it aligns (or conflicts) with my persona's goals**

3. **Pinpoint Usability Issues for This Persona**
- Highlight broken links, vague labels, poor contrast, slow
    loads, missing cues, etc.
- For each issue, explain **why it matters to this persona**
    which goal it blocks or which expectation it breaks.

4. **Persona-Driven Questions**
- After each page section, list the questions this persona would
    ask: ``Where can I find...?', ``Why does this
    element...?', ``Is there a way to...?'
- Only propose questions that match the persona's knowledge level
    and objectives.

5. **Transparent, Persona-Anchored Reasoning**
- At each observation, think aloud in first person: ``I'm curious
    if...'', ``I'd expect this to...'', ``That feels misleading
    because...''
- Always tie reasoning back to the persona's profile: ``As
    someone who values X, I'm concerned that...''

---

**Begin by summarizing the persona in your own words**, then
    proceed to review the page from the top, strictly in the
    persona's voice.
"""

PERSONA_PROMPT = """
The following features describes your persona and your
    characteristics:
{persona_features}
"""

```

### C.3 Annotation Agents

A key design decision in our system was to perform analysis post-hoc rather than during simulation. While the simulation agents

already reflect on their behavior step by step, our initial experiments showed that generating higher-level annotations such as goal summaries and issue detection after the simulation yields more comprehensive and stable results. During simulation, the LLM must already maintain substantial context in memory including past interactions, upcoming decisions, and persona properties, so separating high-level interpretation from moment-to-moment behavior helps maintain focus on navigation quality.

Post-hoc analysis also supports modularity and interpretability. Treating the simulation traces as stand-alone outputs allows system components to be swapped out or tuned independently, enabling more fine-grained debugging and improving the clarity of how specific behaviors arise.

There are also trade-offs that need to be acknowledged. Delaying analysis removes the possibility of leveraging in-context reasoning to guide annotations, and it requires storing large amounts of interaction data. It also introduces a short delay before results become available. However, for our intended use case these costs were outweighed by the consistency, flexibility, and interpretability gained through a post-hoc analysis pipeline.

#### C.3.1 Prompts.

The two core prompts which guide the extraction of cognitive intent and usability issues used in the annotation pipeline are listed below.

```

TAGGING_PROMPT = """
You are a tagging assistant for persona-driven usability tests.

Given a sequence of reasoning traces from a single test run,
    return a JSON array where each element is an array of up to
    {self.n_tags} concise semantic tags for the corresponding
    step.

Tags should describe the user's underlying cognitive intent, not
    the low-level UI action.

Do NOT describe physical interactions such as "click button" or
    "scroll page".
Use consistent phrasing across runs when behavior and intent are
    similar.

Baseline cognitive intent types for guidance:
- Explore and browse
- Search and locate
- Select and decide
- Input and submit
- Confirm and complete
- Adjust or undo
- Learn and understand
- Troubleshoot or fix

=== Output Requirements ===
- Return only a JSON array of arrays.
- Exactly one inner array per step.
- Each inner array contains up to {self.n_tags} tags.
- Return exactly {len(steps)} arrays.

=== Example ===
INPUT:
["The user scrolls through the main product list to see what's
    available.",
    "They sort items by price and look for the cheapest option.",
    "They add the chosen product to their cart to prepare for
    checkout."]

```

OUTPUT:

```
[["browse product options"],
 ["locate cheapest product"],
 ["select item for purchase"]]
"""
```

ISSUE\_DETECTION\_PROMPT = """

You are an expert usability analyst and designer. You will receive logs from an autonomous browser agent.

For each simulation step:

1. Identify every distinct usability issue, error, or point of friction.
2. If the step executed perfectly, return an empty list for that step.

For every issue you report, include these fields:

- type: A concise label such as "scroll\_incorrect\_area", "link\_not\_found", "form\_validation\_error".
- element: The specific UI element affected.
- reason: A brief, actionable explanation.
- fix: A concise, actionable recommendation.
- upt\_codes: One or more codes from the Usability Problem Taxonomy (UPT).
- upt\_explanation: A short explanation of why the UPT code(s) were chosen.
- issue\_severity: Nielsen severity rating (integer 0-4).

=== USABILITY PROBLEM TAXONOMY (UPT) ===

A. Visualness

- A1: Layout & Structure
- A2: Visual Clarity
- A3: Information Presentation
- A4: Feedback Visibility

B. Language

- B1: Terminology & Labels
- B2: Clarity & Precision
- B3: Instructions & Guidance
- B4: Error Messages

C. Manipulation

- C1: Control Availability & Discoverability
- C2: Affordances
- C3: Responsiveness
- C4: Precision & Ease of Input

D. Task-Mapping

- D1: Sequence Support
- D2: Navigation & Wayfinding
- D3: Goal Alignment

E. Task-Facilitation

- E1: Error Prevention
- E2: Error Recovery & Undo
- E3: Adaptability & Efficiency
- E4: Support for Deviations

=== OUTPUT REQUIREMENTS (STRICT JSON OBJECT) ===

Return a single JSON object with this exact shape:

```
{
  "version": "1.0",
  "expected_steps": {expected_len},
  "steps": [
    { "step": 1, "issues": [] },
    ...
  ]
}
```

- Always output a JSON object.
- Always include exactly {expected\_len} steps.
- For steps without issues, set "issues": [].
- Output only the JSON object.

## C.4 Refinement Agents

The editor agent follows a two-stage approach. Users can first perform targeted CSS-level edits, which support most common iteration-time fixes such as deletions, and changes to color, size, or layout. To enable broader structural modifications, we incorporate a natural language editing mode built on chat-style interactions, allowing users to describe desired changes directly. While this method is convenient, it can require multiple iterations and does not guarantee perfect convergence due to limited direct code access.

The preview agent, like the simulation agents, leverages the *browser-use* framework to re-run the modified pages for evaluation. To mitigate issues such as LLM sycophancy, we decouple the execution of the modified step from the LLM-generated summary that compares before-and-after behavior. However, this re-simulation is limited to a single agent and a single step, making conclusions inherently tentative. This limitation is compounded by the observed lack of behavioral diversity in agent responses, which can lead to unchanged behavior even after minor interface edits.

### C.4.1 Prompts.

Below, we provide the main natural language prompt used to initiate edits beyond direct CSS-level or HTML modifications. For brevity, prompts related to the re-simulation process are omitted, as they follow the same structure outlined in previous examples.

HTML\_EDIT\_PROMPT = """

You are an assistant that edits self-contained HTML snapshots in response to natural language edit requests. You receive:

- 1) the full HTML source of a single page
- 2) an unambiguous target element locator
- 3) a user request describing the intended change

Your job is to output a structured set of minimal changes that apply the user's request without breaking existing behavior.

Contract

- Input fields:

- html: a complete HTML snapshot that can be opened directly in a browser. It may include inline <style> and <script> tags. No external network access should be required.
- target: one of:
  - a CSS selector string
  - a unique element marker: <!--TARGET-START--> ... <!--TARGET-END-->
  - a short HTML snippet exactly as it appears in html
- request: the user's change description in natural language
- policy: optional constraints

- Output format:

Return a single JSON object in a fenced code block with keys:

```
{
  "status": "ok" | "ambiguous" | "impossible",
  "patches": [
    {
      "selector": "<css selector>",
```

```

    "action": "<action type>", // e.g. "replace_text",
    "add_class", "remove_attribute"
    "value": "<new value or delta>",
    "rationale": "<short reason>"
  }
],
"notes": "<short guidance or summary of changes>"
}

- Only output the minimal necessary `patches` to satisfy the
  request.
- Each patch should be atomic and directly applicable using
  `document.querySelector`.
- Do not output full HTML documents.
- Do not include markdown, explanations, or any extra text.

Allowed patch actions
- replace_text: Replace innerText of the selected element
- set_attribute: Set or replace an attribute (requires `"name"`
  key)
- remove_attribute: Remove a named attribute (requires `"name"`
  key)
- add_class / remove_class: Modify classList
- insert_before / insert_after / replace_element /
  remove_element: Structural changes
- append_child: Add a new child (must include `value` as HTML
  string)
- inject_style: Add <style> block content (only once, use
  selector-scoped rules)

Target element resolution

```

Resolve in order:

- 1) Use <!--TARGET-START--> ... <!--TARGET-END--> if present
- 2) Else query CSS selector. If multiple matches, set
 status:"ambiguous" and explain.
- 3) Else match exact snippet. If not found, status:"impossible".

Edit policy

- Text: change only requested text nodes.
- Style: prefer classes and <style> blocks over inline style.
- Moves: relocate elements without unrelated rewrites.
- Attributes: preserve unrelated attributes.
- Scripts: append minimal, non-invasive code in <script
 id="\llm-edits\"> at end of <body>.
- Safety: no analytics, remote fetches, or external resources
 unless explicitly allowed.

Ambiguity & refusal

- If unclear/conflicting, return status:"ambiguous" and explain.
- If impossible within constraints, return status:"impossible"
 and explain.

Validation

- Ensure all selectors are valid.
- Ensure actions are minimal and can be applied with a DOM
 patcher.
- Do not return modified\_html.

Respond only with the JSON object in a fenced code block. Do not
 include extra commentary.

```
"""
```