

Contrastive Knowledge Distillation for Embedding Refinement in Personalized Speech Enhancement

Thomas Serre^{†‡}, Mathieu Fontaine[‡], Éric Benhaim[†], Slim Essid[‡]

[†]*Signal Processing and Machine Learning departement, Orosound, Paris, France*

[‡]*LTCI, Télécom Paris, Institut polytechnique de Paris, Palaiseau, France*

Abstract—Personalized speech enhancement (PSE) has shown convincing results when it comes to extracting a known target voice among interfering ones. The corresponding systems usually incorporate a representation of the target voice within the enhancement system, which is extracted from an enrollment clip of the target voice with upstream models. Those models are generally heavy as the speaker embedding’s quality directly affects PSE performances. Yet, embeddings generated beforehand cannot account for the variations of the target voice during inference time. In this paper, we propose to perform on-the-fly refinement of the speaker embedding using a tiny speaker encoder. We first introduce a novel contrastive knowledge distillation methodology in order to train a 150k-parameter encoder from complex embeddings. We then use this encoder within the enhancement system during inference and show that the proposed method greatly improves PSE performances while maintaining a low computational load.

Index Terms—Target speaker extraction, speech enhancement, speaker embedding, knowledge distillation

I. INTRODUCTION

With the increase of telecommuting, improving remote communications and tackling privacy issues by preventing the leak of confidential background conversations has become a rising topic. Though deep neural networks have led to superior speech enhancement (SE) results, such models cannot extract a target voice from overlapping interfering voices without supplementary information on this voice. Using additional cues on a target speaker, personalized speech enhancement (PSE) aims to extract the target speaker’s voice among other interfering voices and/or environmental noises [1]–[4]. PSE systems usually comprise an upstream speaker encoder and a downstream SE network. The former generates a speaker embedding of the target speaker from an input enrollment clip, which is then fed to the downstream model to isolate the target voice from the noisy mixture. Both models are either trained jointly [2], [5]–[7], or independently [1], [4], [8].

PSE performances are thus highly correlated with the target speaker’s embedding quality. Many speaker embedding systems have been proposed, such as i-vectors [9], x-vectors [10], d-vectors [1], or ECAPA-TDNN embeddings [11]. Since identifying the target voice in a noisy content is closely related to the Speaker Verification (SV) task, most encoders are trained for this task beforehand. A contrastive approach is usually used in order to group together embeddings of the

same speaker and push apart the ones of different speakers. In the quest for lighter speaker encoders, Knowledge Distillation (KD) stands as a relevant approach. This technique aims to train a smaller *student* network to mimic the outputs of a bigger *teacher* model. Such an approach was proposed in [12], leading to a light version of the ECAPA-TDNN system [11].

When it comes to the downstream PSE model, several options have been proposed, either adapting existing SE systems [4], [8], or directly proposing PSE systems [1], [13]. Dual stage frameworks have recently shown great performance, both in SE [14] and PSE [15], paving the way for new architectures. Despite those new powerful architectures, the speaker’s voice at inference time may differ from that of the enrollment. Thus, having an embedding that perfectly matches the target voice at inference time remains a crucial issue. Recent works have focused on adapting the speaker embedding at inference time. For example, [16] proposed to add spatial features that allow for on-the-fly adaptation, but require multi-channel signals. Other systems proposed iterative approaches [17], [18] that consist in reusing the enhanced mixture in order to refine the embedding thus increasing the computational cost.

In this work, we propose to train a lightweight speaker encoder using a contrastive knowledge distillation strategy and use it to adapt the target speaker’s representation to the input mixture on-the-fly. We first detail the proposed training approach whose goal is to match low footprint speaker embeddings with high complexity speaker embeddings. We show that this contrastive training strategy allows for the use of a 100 times smaller encoder while maintaining sufficient speaker information. Then, based on this tiny encoder, we propose a simple scheme for on-the-fly speaker adaptation of the embedding. This is achieved by computing the similarity between the reference embedding and light embedding of the input noisy frames. Our results show that using this similarity as an additional cue greatly improves the PSE performances.

II. PROPOSED METHOD

In this section, we detail the proposed tiny speaker encoder and its contrastive KD training. Then, we present the PSE framework as well as our novel embedding refinement strategy.

A. Speaker embeddings

ECAPA-TDNN. Inspired by the x-vectors [10], ECAPA-TDNN [11] uses Time-Delay Neural Networks combined with Squeeze-Excitation modules [11] to extract the speaker

This work was performed using HPC resources from GENCI-IDRIS (Grant 2023-AD011014877).

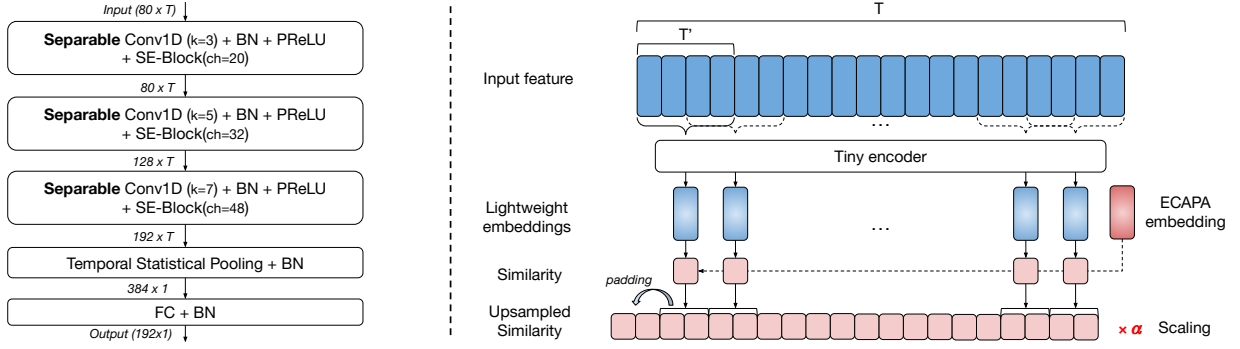


Fig. 1. (Left) Tiny encoder's architecture (Right) Methodology for on-the-fly similarity computation.

information from input Mel-spectrogram features. An attentive pooling layer is then used to embed the speaker representation into a fixed-size vector. The Additive Margin softmax loss [19] is used for training, which ensures optimal embedded representations. Having achieved state of the art performance in SV, this system is now widely used in PSE as it yields speaker-discriminating embeddings. In this work, we use ECAPA-TDNN as a baseline and a teacher for the KD approach.

TinyECAPA. In this paper, we propose a tiny speaker encoder whose design is inspired by previously proposed heavy systems [11]. It consists of 3 convolution blocks, a temporal pooling layer, and a projection linear layer (as depicted in Fig. 1). The convolution block corresponds to a Separable Conv1D layer, a BatchNorm, a PReLU activation and a Squeeze-Excitation layer [11]. The temporal pooling is done by concatenating the mean and the standard deviation of the convolutions outputs over T' frames. Finally, a linear layer coupled with a BatchNorm is used as a projector. The input feature corresponds to the MFCC (excluding C_0) concatenated with delta and delta² along the frequency axis. Using this extended feature vector showed better performance for a smaller model size compared to MFCC only. Compared to ECAPA-TDNN Lite, we do not use Res2Blocks nor attentive statistic pooling as we aim for minimal computational complexity. The obtained model has only 150k parameters.

B. Contrastive training strategy

Our objective is to compare the reference embedding (computed offline) with the projected input mixture (computed at inference time). Thus, we propose a contrastive KD strategy that aims at matching the light embedding with the reference heavy embedding. We select a contrastive approach to benefit the most out of the speaker-discriminant asset of ECAPA-TDNN embeddings. Here, the projected input mixture is a sequence that we denote by $M = f_{\text{enc}}(Y)$, where f_{enc} is the tiny encoder, $Y \in R^{N \times (3C-1) \times T}$ the input mixture feature, $M \in R^{N \times d_E \times (2 \frac{T}{T'} - 1)}$ the projected input sequence, N the batch size, C the number of MFCC coefficients, d_E the embedding dimension, and T' the temporal window used to generate one embedding, resulting in $2 \frac{T}{T'} - 1$ embeddings for the whole sequence as we use an overlap of $\frac{T'}{2}$. Inspired by Contrastive Language-Audio Pretraining (CLAP) [20], we then

construct a constrastive loss based on the similarity matrix. To do so, we compute the cosine similarity for each frame t' and then perform temporal pooling as follows:

$$S_{i,j} = \frac{1}{T'} \sum_{t'=0}^{T'} E_i \cdot M_{j,t'}^T \quad (1)$$

where $E_i \in R^{N \times d_E}$ corresponds to the reference ECAPA-TDNN embedding, i and j to the embedding index in the batch. The similarity matrix is thus $S = (S_{i,j})_{1 \leq i,j \leq N}$. We then multiply S by a temperature value τ learnt during training and we use the following cost function $\ell = \frac{1}{N} \sum_{i=0}^N \log(\text{diag}(\text{softmax}(\tau \cdot S)))$. We do this for both axes resulting in two losses ℓ_{ECAPA} and ℓ_{MFCC} which we average to obtain the final loss \mathcal{L} .

C. PSE framework: pDeepFilterNet2

For the PSE downstream model, we select pDeepFilterNet2 [21], a lightweight dual-stage PSE system based on DeepFilterNet2 [22], which is personalized by concatenating the speaker embedding with the encoder output features (see original paper [21] for the architecture's details). We select the unified encoder version as we aim for optimal complexity, and we remove the linear layer used for local SNR estimation allowing for the model size reduction. As in [21], the training loss is a combination of the spectral loss $\mathcal{L}_{\text{spec}}$, the oversuppression loss \mathcal{L}_{OS} , and the multi-resolution loss \mathcal{L}_{MR} using the 4 following window lengths: {5, 10, 20, 40} in ms.

D. On-the-fly embedding refinement

We take advantage of the low computational cost of the proposed speaker encoder to perform on-the-fly refinement of the target voice characterisation (see Fig. 1). We do so by comparing a reference ECAPA-TDNN embedding with the embedded input mixture. To keep the temporal information of the input mixture we generate an embedding every chunk T' of input frames with a 50% overlap. The output similarity is thus of size $2 \frac{T}{T'} - 1$, which is then upsampled and padded to match the initial number of frames. The obtained similarity, which acts as a speaker activation detection, is concatenated to the T -times repeated reference speaker embedding E . The refined embedding is finally fed to the PSE system following the integration methodology presented in Section II-C.

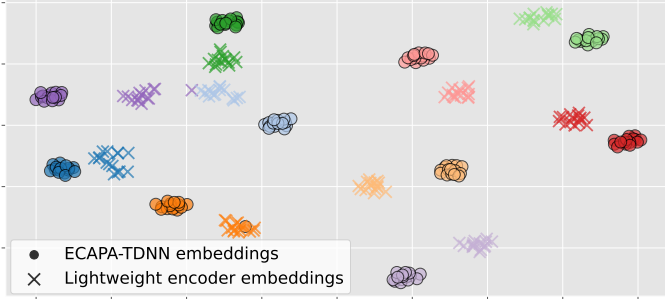


Fig. 2. tSNE projection of 10 speakers' embeddings unseen during training, each represented by a color.

Though the cosine similarity lies in $[0, 1]$, when comparing lightweight embeddings and heavy embeddings, the resulting similarity rarely reaches 1 (insights given in Section IV-B). To compensate for this, we introduce a scaling factor $\alpha > 0$ that we multiply with the similarity before clipping it in the range $[0, 1]$. This was found to be more efficient than more sophisticated approaches like $f(x) = \text{sigmoid}(\alpha x + \beta)$.

III. EXPERIMENTS

In this section, we present the experimental setups for both the training of the lightweight encoder and the PSE system.

A. Speaker embedding training

ECAPA-TDNN. We use a pretrained ECAPA-TDNN¹, trained on VoxCeleb2 and achieving an EER of 0.96% on the VoxCeleb1-O test set with an embedding dimension of 192. For PSE training, we randomly select 15 s of the enrollment clip of each speaker to generate the embedding, which acts as an augmentation and allows for better generalization.

TinyECAPA. Similarly, we train the tiny encoder with VoxCeleb2. We keep 5% of the development speakers for validation. We construct pairs of enrollment clips of the same speaker where the first clip is fed to frozen ECAPA-TDNN and the other is projected with the tiny encoder with a chunk length T' set to 1 s. We use 3-s excerpts and perform the same data augmentation as [10] which consists in mixing excerpts from the MUSAN dataset (babble noise, music) [23] and applying reverb from the RIR dataset in [24]. The number of coefficients for the MFCC is set to 27. Removing C_0 and adding delta and delta² leads to an 80-dimensional input feature vector. The channels of the convolution blocks are set to [80, 128, 192], the kernels of the separable convolution to [3, 5, 7] and the channels of the SE-Blocks to [20, 32, 48]. Finally, the FC layer reduces the pooled embedding from 384 to 192.

B. PSE training

Dataset. For the PSE training set, we use the DNS5 dataset [25]. We use 10 s of the source files for target speech and interfering speech, and the whole files for noise and RIRs. We also use a small corpus of Mozilla common voice [26] to improve interference diversity. The excerpts are generated

on-the-fly and 15% of the source files are kept to generate a fixed 50-h validation set with the same settings as the training set. The generated samples are either *target+noise* (20%), *target+interference* (30%) or *target+interference+noise* (50%). The SNR and the SIR values are drawn using a truncated Gaussian distribution as in [21].

Training setup. Compared to [21], we use 16 kHz as sample rate which allows us to target our application scenario and to reduce the number of ERB to 24. All other parameters remain the same. We perform early stopping on the validation loss with a patience of 20 epochs and the loss factors are found during training: $\lambda_{\text{spec}} = 1e3$, $\lambda_{\text{MR}} = 5e2$ and $\lambda_{\text{OS}} = 5e2$ respectively for $\mathcal{L}_{\text{spec}}$, \mathcal{L}_{MR} and \mathcal{L}_{OS} .

IV. RESULTS

In this last section, we present our results. We first evaluate the proposed tiny encoder on a SV task, before showing the added value of the similarity refinement for the PSE task.

A. Speaker encoders

We first confirm the performance of the tiny speaker encoder on a SV task. We evaluate on the VoxCeleb1-O test set using the Equal Error Rate (EER) metric and the minimum normalized detection cost MinDCF [27] with $P_{\text{target}} = 10^{-2}$ and $C_{\text{FC}} = C_{\text{Miss}} = 1$. We consider the ECAPA-TDNNLite asymmetric enroll-verify system for comparison [12]. Precisely, we compare the last row of Table 2 in [12] which corresponds to the use of ECAPA-TDNN for enrollment and ECAPA-TDNNLite for verification. Similarly, we use ECAPA-TDNN for enrollment and TinyECAPA for verification. ECAPA-TDNNLite achieves an EER of 2.31% and a MinDCF of 0.251 for a model size of 318k parameters. With TinyECAPA, we obtain an EER of 4.26% and a MinDCF of 0.337 for a model size of 150k parameters. We have thus managed to greatly reduce the size of our encoder while keeping acceptable performance. Moreover, our training strategy only requires a pretrained ECAPA-TDNN model thus saving training resources. We also project TinyECAPA embeddings along with ECAPA-TDNN embeddings using the tSNE algorithm for 10 speakers in Fig. 2 which showcases the performance of the KD approach.

B. PSE evaluation setup

Evaluation set. We assess our frameworks using the DNS5 Blind test set, which features real data, to test out-of-domain generalization. This set is separated into "Headset" and "Speakerphone" tracks. The latter is harder as the target voice is further from the microphone than with Headset samples.

Metrics. We select the PDNSMOS [28] as evaluation metrics as they do not require a clean reference. The target extraction quality is assessed with the SIG metric and the background removal with the BAK metric. We also compare the overall performance with the OVRL metric.

Baselines. We compare our system to pDCCRN [8] and E3Net [13]. We implemented pDCCRN based on publicly available implementation of DCCRN [29], following the instructions of [8]. We trained the system with the same architecture and

¹<https://github.com/TaoRuijie/ECAPA-TDNN/tree/main>

TABLE I
PDNSMOS RESULTS ON THE DNS5 BLIND TEST SET*. THE HIGHER THE BETTER. UNDERLINED: BEST OF ALL RESULTS
AND BOLD: BEST OF THE PROPOSED SYSTEMS. STATISTICAL RELEVANCE ENSURED BY WILCOXON TESTS ($p < 0.05$).

Model	Speaker Embeddings		Track 1: Headset			Track 2: Speakerphone			Complexity	
	Reference	On-the-fly	SIG	BAK	OVRL	SIG	BAK	OVRL	Params (M)	MACs (G)
Noisy	-	-	<u>4.15</u>	2.37	2.71	<u>4.05</u>	2.16	2.50	-	-
E3Net	ECAPA	-	3.82	3.47	3.10	3.72	3.17	<u>2.87</u>	6.62	11.08**
pDCCRN	ECAPA	-	3.76	3.29	2.99	3.65	3.09	2.81	4.50	5.59
pDeepFilterNet2	ECAPA	-	3.77	3.47	3.08	3.58	3.17	2.78	2.23	0.33
- <i>oracle similarity</i>	ECAPA	ECAPA	3.85	3.33	3.08	3.64	3.04	2.77	17.67	1.75
- <i>w/o scaling</i>	ECAPA	ECAPA	3.82	3.43	3.11	3.59	3.12	2.78	17.67	1.75
- <i>light similarity</i>	ECAPA	TinyECAPA	3.81	3.49	3.13	3.63	3.19	2.83	2.38	0.37
- <i>w/o scaling</i>	ECAPA	TinyECAPA	3.67	3.60	3.06	3.53	3.30	2.81	2.38	0.37

(*) Samples available at <https://pdeepfilternet2.github.io/> in Part II. (**) The learnable decoder takes up to 10.5G MACs

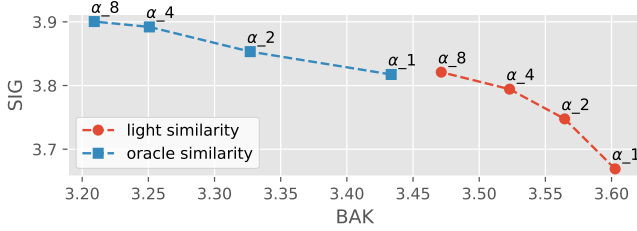


Fig. 3. SIG vs BAK on Track1 of DNS5 Blind test set for different values of the scaling factor α

power-law compressed phase-aware asymmetric loss as in [8]. For E3Net, we implemented our version based on the details provided in [13], keeping the same architecture’s settings and selecting the *baseline* model ($N = 4$). As in [30], we used the SI-SNR loss [31] as training objective. Both models were trained for 600k iterations with the Adam optimizer and a cosine learning rate scheduler. We respectively set the peak learning rate to 10^{-3} and 10^{-4} for pDCCRN and E3Net.

Experiments. In Table I we evaluate pDeepFilterNet2 as baseline and four similarity-based systems using two distinct similarity refinement strategies: the *oracle* similarity and the *light* similarity. The first strategy encodes the input mixture with ECAPA-TDNN while the second strategy encodes it with the tiny encoder. Both methods encode the reference embedding with ECAPA-TDNN. For both strategies we propose an unscaled version and a scaled version. In the latter, the scaling factor α is set as the value that brings the better trade off between the SIG and the BAK metrics. We set it to 2 for the *oracle* similarity and to 6 for the *light* similarity.

C. Discussions

Similarity refinement. We first see that all similarity-based versions improve at least one metric compared the pDeepFilterNet2 baseline. Yet, the *oracle* similarity improves the SIG metric at the cost of the BAK metric. This can be explained by the temporal support T' selection. Indeed, with the attentive pooling layer, ECAPA-TDNN is more prone to False Positives with a long T' compared to the tiny encoder which uses standard temporal pooling. On the contrary, the *light* similarity is better at improving the BAK metric. In the end, for our

chosen T' , the *light* similarity achieves better performances than the *oracle* similarity with the appropriate scaling.

Scaling factor. As the ablation study shows, removing the scaling greatly impacts the similarity-based systems. Acting as a speaker activation, having a small range of variation makes it difficult to identify when the target speaker is active. This is especially the case for the *light* similarity as it does not span the whole $[0, 1]$ range. This can be explained with Fig. 2: light embeddings and heavy embeddings are close to each other but never overlapped. The scaling factor is also directly linked to the trade off between the signal quality and background removal as one can see on Fig. 3. Indeed, increasing α increases the True Positive Rate (TPR) while diminishing the False Negative Rate (FNR), and decreasing the α diminishes the TPR while increasing the FNR.

Baselines comparison. Finally, we compare our system to previously proposed PSE models. Our baseline model achieves similar performance as pDCCRN and lower performance compared to E3Net. Yet, when improved with similarity refinement, our system reaches performance comparable to E3Net, especially on Track 1 with the *light* similarity. Moreover, our system is much smaller and its complexity in MACs is greatly smaller than the one of both pDCCRN and E3Net. In the end, the similarity refinement can be seen as a deported module that alleviates the PSE model in the speaker activation detection task. This allows for a greater trade off between extraction performances and model complexity, making our system competitive with an almost 3 times bigger model.

V. CONCLUSIONS

In this work, we proposed a novel approach for on-the-fly speaker embedding refinement in PSE. We first trained a tiny speaker encoder using a contrastive KD methodology that allowed us to benefit from ECAPA-TDNN deep representations. Achieving unprecedented reduction in model size, we took advantage of this low complexity to compute the cosine similarity between the reference embedding and the input mixture’s embedding at inference time. We showed the added value of the proposed refinement compared to the baseline and previously proposed systems. Future work includes an improved scaling methodology as well as the use of the contrastive KD approach on other SV systems.

REFERENCES

- [1] Q. Wang, H. Muckenhirn, K. Wilson, P. Sridhar, Z. Wu, J. Hershey, R. A. Saurous, R. J. Weiss, Y. Jia, and I. L. Moreno, "Voicefilter: Targeted voice separation by speaker-conditioned spectrogram masking," *Proc. Interspeech*, 2018.
- [2] C. Xu, W. Rao, E. S. Chng, and H. Li, "Spex: Multi-scale time domain speaker extraction network," *IEEE Trans. Audio, Speech, Lang. Process.*, vol. 28, pp. 1370–1384, 2020.
- [3] K. Žmolíková, M. Delcroix, K. Kinoshita, T. Ochiai, T. Nakatani, L. Burget, and J. Černocký, "Speakerbeam: Speaker aware neural network for target speaker extraction in speech mixtures," *IEEE Jour. of Selected Topics in Signal Processing*, vol. 13, no. 4, pp. 800–814, 2019.
- [4] R. Giri, S. Venkataramani, J.-M. Valin, U. Isik, and A. Krishnaswamy, "Personalized perceptnet: Real-time, low-complexity target voice separation and enhancement," *Proc. Interspeech*, 2021.
- [5] M. Ge, C. Xu, L. Wang, E. S. Chng, J. Dang, and H. Li, "Spex+: A complete time domain speaker extraction network," *Proc. Interspeech*, 2020.
- [6] —, "Multi-stage speaker extraction with utterance and frame-level reference signals," *Proc. ICASSP*, pp. 6109–6113, 2021.
- [7] X. Ji, M. Yu, C. Zhang, D. Su, T. Yu, X. Liu, and D. Yu, "Speaker-aware target speaker enhancement by jointly learning with speaker embedding extraction," in *Proc. ICASSP*. IEEE, 2020, pp. 7294–7298.
- [8] S. E. Eskimez, T. Yoshioka, H. Wang, X. Wang, Z. Chen, and X. Huang, "Personalized speech enhancement: New models and comprehensive evaluation," in *Proc. ICASSP*, 2022, pp. 356–360.
- [9] N. Dehak, P. J. Kenny, R. Dehak, P. Dumouchel, and P. Ouellet, "Front-end factor analysis for speaker verification," *IEEE Trans. Audio, Speech, Lang. Process.*, vol. 19, no. 4, pp. 788–798, 2010.
- [10] D. Snyder, D. Garcia-Romero, G. Sell, D. Povey, and S. Khudanpur, "X-vectors: Robust dnn embeddings for speaker recognition," in *Proc. ICASSP*, 2018, pp. 5329–5333.
- [11] B. Desplanques, J. Thienpondt, and K. Demuynck, "Ecapa-tdnn: Emphasized channel attention, propagation and aggregation in tdnn based speaker verification," *Proc. Interspeech*, 2020.
- [12] Q. Li, L. Yang, X. Wang, X. Qin, J. Wang, and M. Li, "Towards lightweight applications: Asymmetric enroll-verify structure for speaker verification," in *ICASSP 2022 - 2022 IEEE International Conference on Acoustics, Speech and Signal Processing (ICASSP)*, 2022, pp. 7067–7071.
- [13] M. Thakker, S. E. Eskimez, T. Yoshioka, and H. Wang, "Fast real-time personalized speech enhancement: End-to-end enhancement network (e3net) and knowledge distillation," *Proc. Interspeech*, 2022.
- [14] A. Li, W. Liu, X. Luo, C. Zheng, and X. Li, "Icassp 2021 deep noise suppression challenge: Decoupling magnitude and phase optimization with a two-stage deep network," in *Proc. ICASSP*, 2021, pp. 6628–6632.
- [15] Y. Ju, W. Rao, X. Yan, Y. Fu, S. Lv, L. Cheng, Y. Wang, L. Xie, and S. Shang, "Tea-pse: Tencent-ethereal-audio-lab personalized speech enhancement system for icassp 2022 dns challenge," in *Proc. ICASSP*. IEEE, 2022, pp. 9291–9295.
- [16] M. Delcroix, T. Ochiai, K. Zmolikova, K. Kinoshita, N. Tawara, T. Nakatani, and S. Araki, "Improving speaker discrimination of target speech extraction with time-domain speakerbeam," in *ICASSP 2020 - 2020 IEEE International Conference on Acoustics, Speech and Signal Processing (ICASSP)*, 2020, pp. 691–695.
- [17] C. Deng, S. Ma, Y. Sha, Y. Zhang, H. Zhang, H. Song, and F. Wang, "Robust Speaker Extraction Network Based on Iterative Refined Adaptation," in *Proc. Interspeech 2021*, 2021, pp. 3530–3534.
- [18] M. Ge, C. Xu, L. Wang, E. S. Chng, J. Dang, and H. Li, "Multi-stage speaker extraction with utterance and frame-level reference signals," *Proc. ICASSP*, pp. 6109–6113, 2021.
- [19] F. Wang, J. Cheng, W. Liu, and H. Liu, "Additive margin softmax for face verification," *IEEE Signal Process. Lett.*, vol. 25, no. 7, pp. 926–930, 2018.
- [20] B. Elizalde, S. Deshmukh, M. A. Ismail, and H. Wang, "Clap learning audio concepts from natural language supervision," in *ICASSP 2023 - 2023 IEEE International Conference on Acoustics, Speech and Signal Processing (ICASSP)*, 2023, pp. 1–5.
- [21] T. Serre, M. Fontaine, Éric Benhaim, G. Dutour, and S. Essid, "A lightweight dual-stage framework for personalized speech enhancement based on deepfilternet2," 2024.
- [22] H. Schröter, A. Maier, A. Escalante-B, and T. Rosenkranz, "Deepfilternet2: Towards real-time speech enhancement on embedded devices for full-band audio," in *Proc. IWAENC*, 2022, pp. 1–5.
- [23] D. Snyder, G. Chen, and D. Povey, "MUSAN: A Music, Speech, and Noise Corpus," 2015, arXiv:1510.08484v1.
- [24] T. Ko1, V. Peddinti, D. Povey, M. L. Seltzer, and S. Khudanpur, "A study on data augmentation of reverberant speech for robust speech recognition," *Proc. ICASSP*, 2017.
- [25] H. Dubey, A. Aazami, V. Gopal, B. Naderi, S. Braun, R. Cutler, A. Ju, M. Zohourian, M. Tang, H. Gamper, M. Golestaneh, and R. Aichner, "Icassp 2023 deep noise suppression challenge," *Proc. ICASSP*, 2023.
- [26] R. Ardila, M. Branson, K. Davis, M. Henretty, M. Kohler, J. Meyer, R. Morais, L. Saunders, F. M. Tyers, and G. Weber, "Common voice: A massively-multilingual speech corpus," *LREC*, 2019.
- [27] J. S. Chung, A. Nagrani, E. Coto, W. Xie, M. McLaren, D. A. Reynolds, and A. Zisserman, "Voxsrc 2019: The first voxceleb speaker recognition challenge," 2019.
- [28] C. K. A. Reddy, V. Gopal, and R. Cutler, "Dnsmos: A non-intrusive perceptual objective speech quality metric to evaluate noise suppressors," *Proc. ICASSP*, 2021.
- [29] Y. Hu, "Deepcomplexcrn," <https://github.com/huyanxin/DeepComplexCRN>, 2020.
- [30] X. Liu, X. Li, and J. Serrà, "Quantitative evidence on overlooked aspects of enrollment speaker embeddings for target speaker separation," in *Proc. ICASSP*. IEEE, 2023, pp. 1–5.
- [31] S. Li, H. Liu, Y. Zhou, and Z. Luo, "A si-sdr loss function based monaural source separation," in *2020 15th IEEE International Conference on Signal Processing (ICSP)*, vol. 1, 2020, pp. 356–360.