

Extremal eigenvalues of graphs embedded on surfaces *

Mingqing Zhai^a, Longfei Fang^{b,c}, Huiqiu Lin^{b†}

^a School of Mathematics and Statistics, Nanjing University of Science and Technology,
Nanjing, Jiangsu 210094, China

^b School of Mathematics, East China University of Science and Technology,
Shanghai 200237, China

^c School of Mathematics and Finance, Chuzhou University, Chuzhou, Anhui 239012, China

Abstract Graph theory on surfaces extends classical graph structures to topological surfaces, providing a theoretical foundation for characterizing the embedding properties of complex networks in constrained spaces. The study of bounding the spectral radius $\rho(G)$ of graphs on surfaces has a rich history that dates back to the 1990s. In this paper, we establish tight bounds for graphs of order n that are embeddable on a surface with Euler genus γ . Specifically, if graph G achieves the maximum spectral radius, then

$$\frac{3}{2} + \sqrt{2n - \frac{15}{4} + \frac{3\gamma-1}{n}} < \rho(G) < \frac{3}{2} + \sqrt{2n - \frac{15}{4} + \frac{3\gamma-0.95}{n}},$$

which improves upon the earlier bound $\rho(G) \leq 2 + \sqrt{2n + 8\gamma - 6}$ by Ellingham and Zha [JCTB, 2000]. Furthermore, we prove that any extremal graph is obtained from $K_2 \nabla P_{n-2}$ by adding exactly 3γ edges, where ‘ ∇ ’ means the join product. As a corollary, for $\gamma = 0$ and $n \geq 4.5 \times 10^6$, the graph $K_2 \nabla P_{n-2}$ is the unique planar extremal graph, thereby confirming a long-standing conjecture resolved by Tait and Tobin [JCTB, 2017].

Let K_r^n be the graph of order n obtained by attaching two paths of nearly equal length to two distinct vertices of K_r . Integrating spectral techniques with considerable structural analysis on surface graphs, we further derive the following sharp bounds:

- $\rho(G) \leq \rho(K_2 \nabla K_4^{n-2})$ for projective-planar graphs;
- $\rho(G) \leq \rho(K_2 \nabla K_5^{n-2})$ for toroidal graphs.

Our study presents a novel framework for exploring the eigenvalue-extremal problem on surface graphs with high Euler genus.

Keywords: spectral radius; surface; genus; projective plane; torus

AMS Classification: 05C35; 05C50

*Supported by the National Natural Science Foundation of China (Nos. 12571369, 12271162, 12501471).

†Corresponding author: huiqiulin@126.com (H. Lin)

1 Introduction

A *surface* is a compact connected 2-dimensional manifold. In addition to the plane and the sphere, examples of surfaces include the cylinder, the Möbius band, and the torus. A surface is said to be *closed* if it is bounded but has no boundary. The Möbius band, however, has a boundary that is homeomorphic to a circle, meaning it can be continuously deformed into a circle. Therefore, the Möbius band is not a closed surface.

Let S_1 be a sphere with two disjoint discs, D_1 and D_2 , on S_1 , and let S_2 be a sphere with two disjoint discs, D_3 and D_4 , on S_2 , where the radii of all four discs are equal. The operation of adding a handle to S_1 at D_1 and D_2 involves cutting out the discs D_{2i-1} and D_{2i} from S_i , and then identifying the boundary of D_i coincides with the boundary of D_{i+2} for all $i \in \{1, 2\}$. Any number of disjoint handles can be added to S_1 by selecting disjoint pairs of discs on S_1 and adding a handle at each of those pairs.

Let S_k denote the surface obtained from a sphere by adding k handles, and the integer k is called its *genus*. Obviously, the torus is homeomorphic to S_1 . More generally, every closed orientable surface is homeomorphic to S_k for some $k \geq 0$. Let N_k denote the surface obtained from a sphere by adding k cross-caps, and the integer k is called its *cross-cap number*. As we know, the projective plane is homeomorphic to N_1 , and every closed nonorientable surface is homeomorphic to N_k for some $k \geq 1$. An important theorem in the topology of surfaces, known as the *classification theorem*, states that every closed surface is homeomorphic to either S_k or N_k , for some suitable value of k . One may, of course, obtain surfaces by adding both handles and cross-caps to spheres. However, this does not produce any new surfaces. It turns out that the surface obtained from the sphere by adding $k > 0$ handles and $\ell > 0$ cross-caps is homeomorphic to $N_{2k+\ell}$.

An embedding \tilde{G} of a graph G on a surface Σ is *cellular*, if each of the arcwise-connected regions of $\Sigma \setminus \tilde{G}$ is homeomorphic to an open disc. These regions are the *faces* of \tilde{G} , and their number is denoted by $f(\tilde{G})$. An embedding is said to be *k-representative*, if no non-contractible closed curve in the surface intersects the embedded graph at fewer than k points. An embedding is cellular if and only if the graph is connected, and either the surface is the sphere or the embedding is 1-representative.

Since most theorems of interest regarding embeddings are valid only for cellular embeddings, polygonal representations of surfaces are convenient for displaying embeddings of graphs on surfaces of low genus or cross-cap numbers. We now introduce polygonal representations for the torus S_1 and the projective plane. The torus is represented by a rectangle whose opposite sides are identified. Identifying one pair of sides results in a cylinder, and identifying the two open ends of the cylinder leads to a torus. In Figure 1 (a), we can observe that the embedding of K_7 on the torus is cellular. Similar to orientable closed surfaces, all nonorientable closed surfaces can be represented by polygons, with indications on how their sides are to be identified (although it is not possible to construct physical models of these surfaces in this way). For example, the projective plane can be represented by a disc where every point on the boundary is identified with its antipodal point. In Figure 1 (b), the embedding of K_6 on the projective plane is cellular.

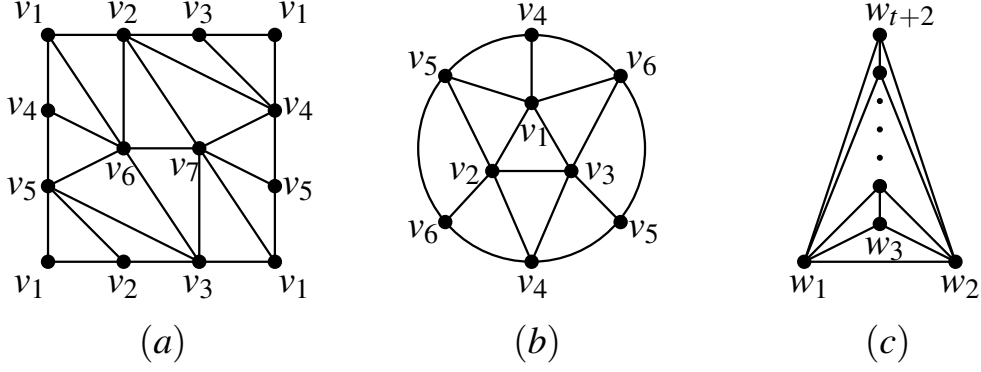


Figure 1: Embeddings of graphs on torus, projective plane and sphere.

The (*minimum*) *orientable genus* of a graph G , denoted by $\gamma_1(G)$, is the smallest k such that G can be embedded on the surface S_k . Similarly, the (*minimum*) *nonorientable genus* of G , written as $\gamma_2(G)$, is the smallest k such that G can be embedded on N_k . If G is planar, then $\gamma_1(G) = \gamma_2(G) = 0$. The *Euler genus* of G is defined as $\gamma(G) = \min\{2\gamma_1(G), \gamma_2(G)\}$. On the other hand, the maximum orientable genus of a connected graph G is the largest k such that G can be cellularly embedded on S_k . The maximum nonorientable genus and the maximum Euler genus are defined similarly.

The *Euler genus* of a surface Σ is the number of crosscaps plus twice the number of handles. An embedding of a graph G on a surface with Euler genus $\gamma(G)$ is referred to as a *minimal embedding*. As we know, a minimal embedding of a connected graph is always a cellular embedding.

The genus of a graph is a fundamental parameter in topological graph theory. A key problem in this field is to determine the minimum and maximum Euler genus of a graph. The minimum and maximum Euler genus completely determine the orientable surfaces on which a connected graph can be cellularly embedded. This result follows from the interpolation theorem of Duke [8], which states that if a graph embeds on a sphere with a handles and on another sphere with b handles, then it can be embedded on all intermediate surfaces. A similar theorem for nonorientable surfaces was proven by Stahl [21].

Let $e(G)$ denote the size of a graph G , and let $\mathbb{G}(n, \gamma)$ denote the family of simple graphs of order n that can be embedded on a surface with Euler genus γ . The *spectral radius* $\rho(G)$ of a graph G is the maximum modulus of the eigenvalues of its adjacency matrix $A(G)$. Let $EX(n, \gamma)$ and $SPEX(n, \gamma)$ be two subfamilies of $\mathbb{G}(n, \gamma)$, where the former consists of graphs that achieve the maximum size, and the latter consists of graphs that attain the maximum spectral radius.

The study of the spectral radius of planar graphs has a long history. In the 1990s, Boots and Royle [3], and independently Cao and Vince [5], conjectured that $\rho(G) \leq \rho(K_2 \nabla P_{n-2})$ for every planar graph G of order $n \geq 9$, with equality holding if and only if $G \cong K_2 \nabla P_{n-2}$. Subsequently, many scholars have contributed to this conjecture (see [5, 12, 13, 14]). Ellingham and Zha [10] showed that $\rho(G) \leq 2 + \sqrt{2n-6}$ for every planar graph G . Recently, Tait and Tobin [22] confirmed this long-standing conjecture

for sufficiently large n . Additionally, using the decomposition result of Gonçalves [11], Dvořák and Mohar [9] proved that $\rho(G) \leq \sqrt{8\Delta - 16} + 2\sqrt{3}$ for every planar graph G with maximum degree $\Delta \geq 2$. Along this line, we first present a fundamental theorem on graphs that can be embedded on a surface with Euler genus γ .

Theorem 1.1. *For $n \geq 50 \times (300 + 180\gamma + 24\gamma^2)^2$, we have $SPEX(n, \gamma) \subseteq EX(n, \gamma)$, and every graph G in $SPEX(n, \gamma)$ must be obtained from $K_2 \nabla P_{n-2}$ by adding 3γ edges. Furthermore, if $\gamma \geq 1$, then*

$$\frac{3}{2} + \sqrt{2n - \frac{15}{4} + \frac{3\gamma - 1}{n}} < \rho(G) < \frac{3}{2} + \sqrt{2n - \frac{15}{4} + \frac{3\gamma - 0.95}{n}}.$$

Our upper bound improves upon the bound given by Ellingham and Zha [10], who established that $\rho(G) \leq 2 + \sqrt{2n + 8\gamma - 6}$. When $\gamma = 0$, every graph $G \in \mathbb{G}(n, \gamma)$ is a planar graph. Theorem 1.1 immediately leads to the following result, which confirms the Boots-Royle-Cao-Vince conjecture for $n \geq 4.5 \times 10^6$.

Corollary 1.1. *For $n \geq 4.5 \times 10^6$, the graph $K_2 \nabla P_{n-2}$ uniquely achieves the maximum spectral radius among all planar graphs of order n .*

Let H be a graph obtained from a spanning path $u_1 u_2 \dots u_{n-2}$ by adding 3γ edges. A k -vertex in H is defined as a vertex of degree k . In particular, a *fork* is a k -vertex with $k \geq 3$. A 2-vertex u_i is termed *contractible* if $u_{i-1} u_{i+1} \notin E(H)$ and there exist two forks, u_{i_1} and u_{i_2} , such that $i_1 < i < i_2$. A fork u_i is *separate* if neither u_{i-1} nor u_{i+1} is a fork. Let $\mathbb{H}_0(a, b)$ be the family of graphs obtained from a based graph H_0 by attaching two pendant paths of lengths a and b to two distinct vertices of H_0 . The following theorem provides an additional characterization of the extremal graphs in $SPEX(n, \gamma)$.

Theorem 1.2. *Let H^* be a graph obtained from a spanning path by adding 3γ edges, with $K_2 \nabla H^* \in SPEX(n, \gamma)$. For $\gamma \geq 1$ and sufficiently large n , the following statements hold:*

- (i) H^* contains neither contractible 2-vertices nor separate forks;
- (ii) There exists a graph H_0 of order $n_0 \leq 9\gamma$ such that $H^* \in \mathbb{H}_0(\lfloor \frac{n-2-n_0}{2} \rfloor, \lceil \frac{n-2-n_0}{2} \rceil)$.

Let K_r^n be a graph of order n obtained by linking two paths to two distinct vertices of the complete graph K_r , one of which has length $\lfloor \frac{n-r}{2} \rfloor$ and the other has length $\lceil \frac{n-r}{2} \rceil$. If $H_0 \cong K_r$ and $|a - b| \leq 1$, then $\mathbb{H}_0(a, b) = \{K_r^{a+b+r}\}$. Building on Theorems 1.1 and 1.2, along with additional technical arguments, we derive the following two results.

Theorem 1.3. *For sufficiently large n , and for any graph G of order n embedded on the projective plane, we have $\rho(G) \leq \rho(K_2 \nabla K_4^{n-2})$, with equality if and only if $G \cong K_2 \nabla K_4^{n-2}$.*

Theorem 1.4. *For sufficiently large n , and for any graph G of order n that is embeddable on the torus, we have $\rho(G) \leq \rho(K_2 \nabla K_5^{n-2})$, with equality if and only if $G \cong K_2 \nabla K_5^{n-2}$.*

2 A structural theorem

In this section, our main objective is to establish a structural theorem that serves as a key lemma for Theorem 1.1. Before proceeding, we will first present some lemmas.

Lemma 2.1. (see [2], Theorem 10.4, P. 247) *A graph G is embeddable on the plane if and only if it is embeddable on the sphere.*

The well-known Euler's formula states that for every graph G cellularly embedded on a surface with Euler genus γ , we have

$$|V(G)| - e(G) + f(G) = 2 - \gamma,$$

where $f(G)$ is the number of faces of G . The following lemma is a direct consequence of Euler's formula (see [10]).

Lemma 2.2. *Let G be a pseudograph (a graph where loops and multiple edges are allowed) cellularly embedded on a surface with Euler genus γ , such that each face has degree at least g , where $g \geq 3$. Then, the following inequality holds:*

$$e(G) \leq \frac{g}{g-2}(|V(G)| - 2 + \gamma).$$

We now focus on the graph family $\mathbb{G}(n, \gamma)$, where each graph is embedded (not necessarily cellularly) on a surface with Euler genus γ . Based on Lemma 2.2, we can easily derive the following result, where the first upper bound is also mentioned in [24].

Lemma 2.3. *For $n \geq 3$ and every graph $G \in \mathbb{G}(n, \gamma)$, we have $e(G) \leq 3(n - 2 + \gamma)$. Furthermore, if G is bipartite, then $e(G) \leq 2(n - 2 + \gamma)$.*

A lower bound for the Euler genus $\gamma(G)$ can be directly obtained from Lemma 2.2. However, determining the exact value of $\gamma(G)$ is a challenging task. To date, the Euler genus has been found only for a few graphs. The hard part of the Map Coloring Theorem establishes the value of $\gamma(K_r)$ (see [16]), and the Euler genus of $K_{s,t}$ was determined by Ringel [17, 18]. These results are combined in the following lemma.

Lemma 2.4. ([16, 17, 18]) *Let $r \geq 3$ and $t \geq s \geq 2$. Then, we have*

- (i) $\gamma_1(K_r) = \lceil \frac{1}{12}(r-3)(r-4) \rceil$, and $\gamma_2(K_r) = \lceil \frac{1}{6}(r-3)(r-4) \rceil$, except that $\gamma_2(K_7) = 3$;
- (ii) $\gamma_1(K_{s,t}) = \lceil \frac{1}{4}(s-2)(t-2) \rceil$ and $\gamma_2(K_{s,t}) = \lceil \frac{1}{2}(s-2)(t-2) \rceil$.

For each $i \geq 1$, as shown in Figure 2, both H_i and H'_i are planar. Thus, by Lemma 2.1, H_i and H'_i can be embedded on spheres, which we will denote as S^i and $S^{i'}$, respectively. With the above lemmas in place, we now proceed to the key structural theorem, which is based on an iterative construction. The initial step is defined as follows:

Definition 2.1. *Let G be a simple graph cellularly embedded on a surface R , with a 3-face xyz . We construct a new graph $G(x, y, z; i)$ and a new surface $R(x, y, z; i)$ as follows:*

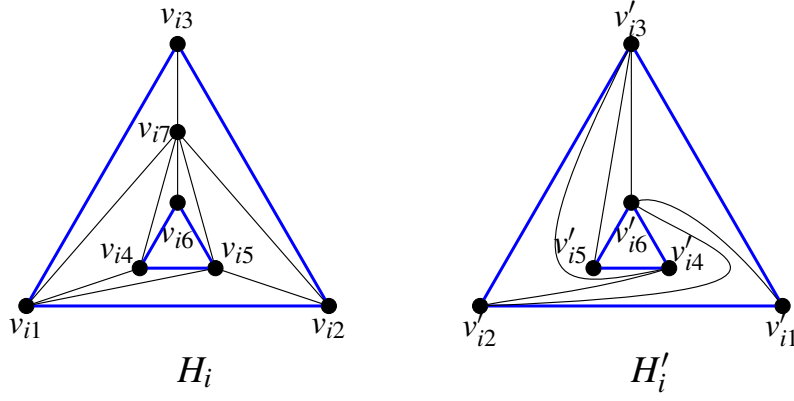


Figure 2: The plane graphs H_i and H'_i , where $i \geq 1$.

- (i) Cut out the face xyz from G (resp. R) and the face $v_{i1}v_{i2}v_{i5}$ from H_i (resp. S^i). Then, identify the boundary of the face xyz with that of $v_{i1}v_{i2}v_{i5}$, where $x=v_{i1}$, $y=v_{i2}$, and $z=v_{i5}$. This results in a new graph G'_i and a new surface R'_i .
- (ii) Cut out the faces $v_{i1}v_{i2}v_{i3}$ and $v_{i4}v_{i5}v_{i6}$ from G'_i (resp. R'_i), and the faces $v'_{i1}v'_{i2}v'_{i3}$ and $v'_{i4}v'_{i5}v'_{i6}$ from H'_i (resp. S'^i). Furthermore, identify the boundary of $v_{i1}v_{i2}v_{i3}$ with that of $v'_{i1}v'_{i2}v'_{i3}$, and identify the boundary of $v_{i4}v_{i5}v_{i6}$ with that of $v'_{i4}v'_{i5}v'_{i6}$, where $v_{ij} = v'_{ij}$ for $j \in \{1, \dots, 6\}$. This results in a graph $G(x, y, z; i)$ and a surface $R(x, y, z; i)$.

Since the face $v_{i1}v_{i2}v_{i5}$ can be placed as the outer face of H_i , it is clear that R'_i is homeomorphic to R . Furthermore, we observe that $R(x, y, z; i)$ is obtained from R'_i by adding a handle, and the subgraph of $G(x, y, z; i)$ induced by $\{v_{ij} \mid j = 1, \dots, 7\}$ is isomorphic to K_7 . Additionally, the following observation can be easily made.

Observation 2.1. Let G be defined as in Definition 2.1. Then:

- (i) $G(x, y, z; i)$ is a simple graph and cellularly embeds on the surface $R(x, y, z; i)$.
- (ii) $V(G(x, y, z; i)) = V(G) \cup \{v_{i3}, v_{i4}, v_{i6}, v_{i7}\}$ and $e(G(x, y, z; i)) = e(G) + 18$.
- (iii) $G(x, y, z; i)$ has a subgraph $K_2 \nabla P^i$, where $V(K_2) = \{v_{i1}, v_{i2}\}$ and $P^i = v_{i5}v_{i4}v_{i7}v_{i3}v_{i6}$.
- (iv) If R is homeomorphic to S_k , then $R(x, y, z; i)$ is homeomorphic to S_{k+1} ; if R is homeomorphic to N_k , then $R(x, y, z; i)$ is homeomorphic to N_{k+2} .

By Lemma 2.3, every graph $G \in \mathbb{G}(n, \gamma)$ satisfies $e(G) \leq 3(n - 2 + \gamma)$. Building on Definition 2.1 and Observation 2.1, we now present the key structural theorem.

Theorem 2.1. Let $n \geq 2\gamma + 4$. Then, there always exists a graph $G^* \in EX(n, \gamma)$ such that G^* is obtained from $K_2 \nabla P_{n-2}$ by adding 3γ edges.

Proof. When $\gamma = 0$, the surface is the plane, and clearly, $K_2 \nabla P_{n-2}$ itself is a planar graph with $3n - 6$ edges. Next, we consider the case $\gamma \geq 1$.

Let G_0 be a simple graph that is cellularly embedded on a surface R and has a 3-face $w_1w_2w_3$. Set $G_1 = G_0(w_1, w_2, w_3; 1)$, and recursively define $G_{i+1} = G_i(v_{i1}, v_{i2}, v_{i6}; i + 1)$ for $i \geq 1$. According to Definition 2.1, we observe that $w_3 = v_{i5}$ in G_1 , and $v_{i6} = v_{(i+1)5}$

in each G_{i+1} . Therefore, by recursively applying Observation 2.1, we can directly obtain the following statements:

- (i) G_i is a simple graph;
- (ii) $|V(G_i)| = |V(G_0)| + 4i$ and $e(G_i) = e(G_0) + 18i$;
- (iii) G_i has a subgraph $K_2 \nabla P^i$, where $V(K_2) = \{v_{11}, v_{12}\}$ and P^i is a path of length $4i$;
- (iv) if R is homeomorphic to S_k , then G_i is cellularly embedded on S_{k+i} ; and if R is homeomorphic to N_k , then G_i is cellularly embedded on N_{k+2i} .

Now we consider two cases. The first case is when γ is even. Define $G_0 = K_2 \nabla P^0$, where $t \geq 1$ and $P^0 = w_{t+2}w_{t+1} \dots w_3$ (see Figure 1 (c)). Clearly, G_0 is a planar graph of order $t+2$ and size $3t$. Thus, $G_0 \in \mathbb{G}(t+2, 0)$. Set $t = n - 2\gamma - 2$. Since $n \geq 2\gamma + 4$, it follows that $t \geq 2$. Moreover, $|V(G_0)| = n - 2\gamma$ and $e(G_0) = 3(n - 2\gamma - 2)$. In view of (i), $G_{\gamma/2}$ is simple. Additionally, in view of (ii), we observe that $|V(G_{\gamma/2})| = n$ and $e(G_{\gamma/2}) = e(G_0) + 9\gamma = 3(n - 2 + \gamma)$. Furthermore, based on (iii) and the structure of G_0 , we find that $G_{\gamma/2}$ contains $K_2 \nabla P_{n-2}$ as a spanning subgraph, where $V(K_2) = \{v_{11}, v_{12}\} = \{w_1, w_2\}$ and $E(P_{n-2}) = E(P^0) \cup E(P^{\gamma/2})$. Finally, based on (iv), $G_{\gamma/2}$ can be cellularly embedded on $S_{\gamma/2}$. Thus, $G_{\gamma/2} \in \mathbb{G}(n, \gamma)$. Therefore, $G_{\gamma/2}$ is a desired graph.

Next, we consider the case when γ is odd. Let G_0 be the graph obtained by embedding the entire graph $K_2 \nabla P^0$ into the 3-face $v_1v_2v_3$ of K_6 , such that $w_1 = v_1$, $w_2 = v_2$ and $w_{t+2} = v_3$ (see $K_2 \nabla P^0$ in Figure 1 (c), and the embedding of K_6 on the projective plane in Figure 1 (b)). Clearly, G_0 can be cellularly embedded on N_1 . More precisely, we have $G_0 \in \mathbb{G}(t+5, 1)$ and $e(G_0) = 3(t+4)$. Set $t = n - 2\gamma - 3$. Since $n \geq 2\gamma + 4$, it follows that $t \geq 1$. Furthermore, $G_0 \in \mathbb{G}(n - 2\gamma + 2, 1)$ and $e(G_0) = 3(n - 2\gamma + 1)$. According to statements (i)-(iv), we similarly obtain that $G_{(\gamma-1)/2} \in \mathbb{G}(n, \gamma)$, $e(G_{(\gamma-1)/2}) = 3(n - 2 + \gamma)$, and that $G_{(\gamma-1)/2}$ contains $K_2 \nabla P_{n-2}$ as a spanning subgraph, where $V(K_2) = \{v_{11}, v_{12}\}$ and $E(P_{n-2}) = \{v_6v_5, v_5v_4, v_4v_3\} \cup E(P^0) \cup E(P^{(\gamma-1)/2})$, with $v_3 = w_{t+2}$ and $w_3 = v_{15}$. Therefore, $G_{(\gamma-1)/2}$ is a desired graph.

This completes the proof of Theorem 2.1. \square

3 Proof of Theorem 1.1

We will first introduce several notations. Given two disjoint subsets $S, T \subseteq V(G)$ and a vertex $v \in V(G)$, define $N_S(v)$ as the set of neighbors of v in S , and let $d_S(v)$ be the degree of v in S . Let $G[S]$ denote the subgraph of G induced by S , and $G[S, T]$ be the bipartite subgraph of $G[S \cup T]$, obtained by removing all the edges within S and within T . Define $e(S)$ and $e(S, T)$ as the numbers of edges in $G[S]$ and $G[S, T]$, respectively.

Let G be a graph in $SPEX(n, \gamma)$ with spectral radius $\rho(G) = \rho$. Then, G is connected. Otherwise, we could add edges between two connected components such that the resulting graph still embeds on a surface with Euler genus γ . However, this would increase the spectral radius, contradicting the maximality of $\rho(G)$. Since G is connected, by the well-known Perron-Frobenius theorem, there exists a positive eigenvector $\mathbf{x} = (x_1, \dots, x_n)^T$ corresponding to $\rho(G)$. We may assume that $u^* \in V(G)$ with $x_{u^*} = \max_{1 \leq i \leq n} x_i = 1$.

For any $S \subseteq V(G)$, if $|S| \in \{1, 2\}$ then $e(S) \leq 1$. If $|S| \geq 3$, then by Lemma 2.3, we have $e(S) \leq 3(|S| - 2 + \gamma)$. In both cases, we obtain that

$$e(S) \leq 3(|S| + \gamma). \quad (1)$$

Since $G \in \mathbb{G}(n, \gamma)$, it is clear that $G[S, T] \in \mathbb{G}(n, \gamma)$ for any two disjoint non-empty vertex subsets S and T . If $|S| + |T| \leq 2$, then $e(S, T) \leq 1$. If $|S| + |T| \geq 3$, it follows from Lemma 2.3 that $e(S, T) \leq 2(|S| + |T| - 2 + \gamma)$. In both cases, we get that

$$e(S, T) \leq 2(|S| + |T| + \gamma). \quad (2)$$

Define a parameter as follows:

$$\alpha = \frac{1}{300 + 180\gamma + 24\gamma^2}. \quad (3)$$

According to the condition of Theorem 1.1, we have $n \geq \frac{50}{\alpha^2}$. Let $H = K_2 \nabla(n-2) K_1$. Observe that H is a planar graph. Hence, $H \in \mathbb{G}(n, 0)$, and thus $H \in \mathbb{G}(n, \gamma)$ for any non-negative integer γ . Since $G \in \text{SPEX}(n, \gamma)$, one can easily calculate that

$$\rho \geq \rho(H) = \frac{1}{2}(1 + \sqrt{8n - 15}) > \sqrt{2n + 8} > \frac{10}{\alpha}. \quad (4)$$

Next, we partition $V(G)$ into two subsets L and \bar{L} , where $L = \{v \in V(G) \mid x_v \geq \alpha\}$. We will now present a series of claims regarding L and G .

Claim 3.1. $\gamma < 10^{-3}\alpha n$ and $|L| < 0.55\alpha n$.

Proof. Since $n \geq \frac{50}{\alpha^2}$, based on (3), it follows that $\alpha n \geq \frac{50}{\alpha} > 10^3\gamma$, which implies that $\gamma < 10^{-3}\alpha n$. Next, we will prove that $|L| < 0.55\alpha n$.

For any $u \in L$, we know that $\rho x_u \geq \rho\alpha$. Based on (4), we further have $\rho x_u \geq \rho\alpha \geq 10$. On the other hand, by the assumption that $\max_{v \in V(G)} x_v = 1$, we obtain that $\rho x_u = \sum_{v \in N_G(u)} x_v \leq d_L(u) + d_{\bar{L}}(u)\alpha$. Summing this inequality over all vertices $u \in L$ gives:

$$10|L| \leq \sum_{u \in L} \rho x_u \leq \sum_{u \in L} d_L(u) + \sum_{u \in L} d_{\bar{L}}(u)\alpha \leq 2e(L) + \alpha \cdot e(L, \bar{L}). \quad (5)$$

From (1) and (2), we know that $2e(L) \leq 6(|L| + \gamma)$ and $\alpha \cdot e(L, \bar{L}) \leq 2\alpha(n + \gamma)$. Based on (3), we further have $6\gamma + 2\alpha\gamma < 10\gamma < 0.2\alpha n$. Combining (5), we obtain:

$$10|L| \leq 6(|L| + \gamma) + 2\alpha(n + \gamma) < 6|L| + 2.2\alpha n,$$

which implies that $|L| < 0.55\alpha n$, as claimed. \square

Claim 3.2. For each $u \in L$, we have $d_G(u) > (x_u - 5.5\alpha)n$.

Proof. Recall that $N_L(u) = N_G(u) \cap L$ and $N_{\bar{L}}(u) = N_G(u) \setminus L$. Based on inequalities (1) and (2), we obtain $\sum_{v \in L} d_{N_L(u)}(v) \leq 2e(L) \leq 6(|L| + \gamma)$ and $\sum_{v \in L} d_{N_{\bar{L}}(u)}(v) \leq e(N_{\bar{L}}(u), L) \leq 2(d_G(u) + |L| + \gamma)$, where $|L| + \gamma < 0.6\alpha n$ follows from Claim 3.1. Combining these two inequalities, we can deduce that

$$\sum_{v \in L} d_{N_G(u)}(v)x_v \leq \sum_{v \in L} d_{N_L(u)}(v) + \sum_{v \in L} d_{N_{\bar{L}}(u)}(v) < 2d_G(u) + 4.8\alpha n. \quad (6)$$

On the other hand, in view of (1), we have $e(G) \leq 3(n + \gamma)$. Note that $x_v < \alpha$ for any $v \in \bar{L}$, and by Claim 3.1, we see that $6\alpha\gamma \leq \gamma < 10^{-3}\alpha n$. Thus, we have

$$\sum_{v \in \bar{L}} d_{N_G(u)}(v)x_v \leq \sum_{v \in V(G)} d_G(v)\alpha \leq 2\alpha \cdot e(G) \leq 6\alpha(n + \gamma) < 6.2\alpha n. \quad (7)$$

As we know, $\rho^2 x_u = \sum_{v \in V(G)} d_{N_G(u)}(v)x_v$, and by (4), we have $\rho^2 > 2n$. Thus,

$$2nx_u < \rho^2 x_u = \sum_{v \in L} d_{N_G(u)}(v)x_v + \sum_{v \in \bar{L}} d_{N_G(u)}(v)x_v. \quad (8)$$

Combining (8) with inequalities (6) and (7), we obtain $2nx_u < 2d_G(u) + 11\alpha n$. Therefore, we have $d_G(u) > (x_u - 5.5\alpha)n$, as claimed. \square

Claim 3.3. *Let $u^{**} \in V(G)$ such that $x_{u^{**}} = \max_{u \in V(G) \setminus \{u^*\}} x_u$. Then $x_{u^{**}} > 1 - 11\alpha$.*

Proof. Recall that $x_{u^*} = 1 > \alpha$. Thus, $u^* \in L$. In view of (6), we obtain $\sum_{v \in L} d_{N_G(u^*)}(v) \leq 2d_G(u^*) + 4.8\alpha n$. Notice that $d_{N_G(u^*)}(u^*) = d_G(u^*) < n$. It follows that

$$\sum_{v \in L \setminus \{u^*\}} d_{N_G(u^*)}(v) = \sum_{v \in L} d_{N_G(u^*)}(v) - d_{N_G(u^*)}(u^*) \leq (1 + 4.8\alpha)n,$$

which further implies that

$$\sum_{v \in L} d_{N_G(u^*)}(v)x_v \leq d_{N_G(u^*)}(u^*) + \sum_{v \in L \setminus \{u^*\}} d_{N_G(u^*)}(v)x_{u^{**}} \leq n + (1 + 4.8\alpha)nx_{u^{**}}. \quad (9)$$

From (8), we know that $2nx_{u^*} < \sum_{v \in L} d_{N_G(u^*)}(v)x_v + \sum_{v \in \bar{L}} d_{N_G(u^*)}(v)x_v$. By setting $u = u^*$ in (7) and summing it with (9), we obtain:

$$2n = 2nx_{u^*} < (1 + 6.2\alpha)n + (1 + 4.8\alpha)nx_{u^{**}},$$

which yields that $x_{u^{**}} \geq \frac{1 - 6.2\alpha}{1 + 4.8\alpha} > 1 - 11\alpha$. Therefore, the claim holds. \square

By Claim 3.3, we have $x_{u^{**}} > 1 - 11\alpha > \alpha$, which implies that $u^{**} \in L$. Denote $L^* = \{u^*, u^{**}\}$. Then, $L^* \subseteq L$. Furthermore, by Claims 3.2 and 3.3, we deduce that $d_G(u^*) > (1 - 5.5\alpha)n$ and $d_G(u^{**}) > (1 - 16.5\alpha)n$. We now partition $V(G)$ into $L^* \cup R \cup R_1$, where $R = N_G(u^*) \cap N_G(u^{**})$. Then, $|R| \geq d_G(u^*) + d_G(u^{**}) - n$. It follows that

$$|R| > (1 - 22\alpha)n \quad \text{and} \quad |R_1| < 22\alpha n. \quad (10)$$

By Lemma 2.4, we see that $\gamma_1(K_{3,2\gamma+3}) = \lceil \frac{2\gamma+1}{4} \rceil \geq \frac{\gamma+1}{2}$ and $\gamma_2(K_{3,2\gamma+3}) = \lceil \frac{2\gamma+1}{2} \rceil = \gamma + 1$. It follows that

$$\gamma(K_{3,2\gamma+3}) = \min \{2\gamma_1(K_{3,2\gamma+3}), \gamma_2(K_{3,2\gamma+3})\} = \gamma + 1.$$

This implies that G is $K_{3,2\gamma+3}$ -free, since G embeds on a surface with Euler genus γ .

Claim 3.4. For each $u \in R \cup R_1$, we have $x_u < (41+8\gamma)\alpha$.

Proof. Let u be an arbitrary vertex in $R \cup R_1$. We first show that

$$d_R(u) \leq 2 + 2\gamma. \quad (11)$$

To prove this, we assume the contrary: $d_R(u) \geq 3 + 2\gamma$. Under this assumption, the sub-graph of G induced by $N_R(u) \cup \{u\} \cup L^*$ contains a copy of $K_{3,3+2\gamma}$, a contradiction.

Let $u_0 \in R \cup R_1$ such that $x_{u_0} = \max_{u \in R \cup R_1} x_u$. It suffices to show that $x_{u_0} < (41+8\gamma)\alpha$. Note that $d_G(u) = d_{L^* \cup R \cup R_1}(u)$ and $d_{L^*}(u) \leq 1$ for $u \in R_1$. Based on (11), we have

$$\sum_{u \in R_1} \rho x_u \leq \sum_{u \in R_1} \left(x_{u^*} + (2 + 2\gamma + d_{R_1}(u)) x_{u_0} \right) = |R_1| + \left((2 + 2\gamma)|R_1| + 2e(R_1) \right) x_{u_0}, \quad (12)$$

where $2e(R_1) \leq 6(|R_1| + \gamma)$ by inequality (1). Recall that $|R_1| < 22\alpha n$ by inequality (10) and $\gamma < 10^{-3}\alpha n$ by Claim 3.1. Since $x_{u_0} \leq 1$, inequality (12) can be simplified to

$$\sum_{u \in R_1} \rho x_u \leq (9 + 2\gamma)|R_1| + 6\gamma < (9 + 2\gamma)22.1\alpha n.$$

Observe that $N_{R_1}(u_0) \subseteq R_1$ and $L^* = \{u^*, u^{**}\}$. Combining the above inequality with (11), we deduce that

$$\rho x_{u_0} = \sum_{v \in N_{L^* \cup R}(u_0)} x_v + \sum_{v \in N_{R_1}(u_0)} x_v \leq (4 + 2\gamma) + \frac{1}{\rho} (9 + 2\gamma)22.1\alpha n. \quad (13)$$

Dividing both sides of (13) by ρ , and noting that $\rho > \sqrt{2n} > \frac{10}{\alpha}$ based on (4), we obtain:

$$x_{u_0} < (4 + 2\gamma) \frac{\alpha}{10} + (9 + 2\gamma) \frac{22.1\alpha n}{2n} < (100 + 23\gamma)\alpha.$$

In view of (3) and the inequality derived above, we observe that $x_{u_0} < \frac{1}{3}$. We now refine inequality (12) as follows:

$$\sum_{u \in R_1} \rho x_u \leq |R_1| + \frac{1}{3} ((8 + 2\gamma)|R_1| + 6\gamma) < \frac{1}{3} (11 + 2\gamma)22.1\alpha n.$$

Using the above inequality, we can further refine inequality (13) as follows:

$$\rho x_{u_0} = \sum_{v \in N_{L^* \cup R}(u_0)} x_v + \sum_{v \in N_{R_1}(u_0)} x_v \leq (4 + 2\gamma) + \frac{1}{3\rho} (11 + 2\gamma)22.1\alpha n.$$

Recall that $\rho > \sqrt{2n} > \frac{10}{\alpha}$. This simplifies to $x_{u_0} < (41 + 8\gamma)\alpha$, as desired. \square

Next, we will proceed to prove a **key** structural claim. In order to ensure the clarity and readability of the proof, we have to transform the original graph G into a series of embedded graphs: \tilde{G} , \tilde{G}' , and \tilde{G}'' . Each of these transformations will gradually introduce more structural information, which is essential for the subsequent proof.

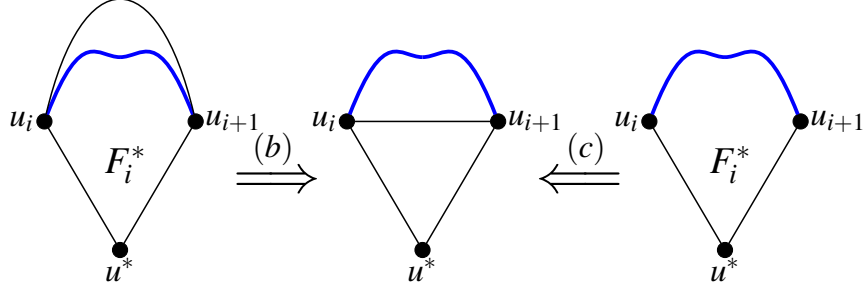


Figure 3: The operations (b) and (c).

Assume that the graph G has Euler genus $\gamma(G) = \gamma_0$. Since $G \in \text{SPEX}(n, \gamma)$, it is clear that $\gamma_0 \leq \gamma$. Let \tilde{G} be a minimal embedding of G on a surface Σ_0 with Euler genus γ_0 . Note that G is connected. Thus, \tilde{G} is a cellular embedding.

Let $N_{\tilde{G}}(u^*) = \{u_1, \dots, u_{d^*}\}$, where u_1, \dots, u_{d^*} surround u^* in clockwise order. For each $i \in \{1, \dots, d^*\}$, let F_i^* denote the face that extends clockwise from the edge u^*u_i to the edge u^*u_{i+1} in \tilde{G} , where $u_{d^*+1} = u_1$. Then, we can construct a new embedded graph \tilde{G}' from \tilde{G} as follows (see Figure 3):

- (a) if $u_iu_{i+1} \in E(F_i^*)$, we do nothing;
- (b) if $u_iu_{i+1} \in E(\tilde{G}) \setminus E(F_i^*)$, we move the edge u_iu_{i+1} to cross the face F_i^* ;
- (c) if $u_iu_{i+1} \notin E(\tilde{G})$, we add the edge u_iu_{i+1} and make it cross the face F_i^* .

Claim 3.5. *The following assertions regarding \tilde{G}' are true.*

- (i) \tilde{G}' is cellularly embedded on the surface Σ_0 .
- (ii) $\tilde{G}' \cong \tilde{G}$, that is, $u_iu_{i+1} \in E(\tilde{G})$ for each $i \in \{1, \dots, d^*\}$.
- (iii) $u^*u^{**} \in E(\tilde{G})$.

Proof. (i) From the definition of \tilde{G}' , we observe that $\tilde{G} \subseteq \tilde{G}'$, and \tilde{G}' is also embedded on the surface Σ_0 . Suppose that \tilde{G}' is not cellularly embedded on Σ_0 . Then, $\gamma(\tilde{G}') < \gamma_0$. On the other hand, since $\tilde{G} \subseteq \tilde{G}'$, it follows that $\gamma(\tilde{G}') \geq \gamma(\tilde{G}) = \gamma_0$, which leads to a contradiction. Therefore, \tilde{G}' must be cellularly embedded on the surface Σ_0 .

(ii) Based on the statement (i), we have $\tilde{G}' \in \mathbb{G}(n, \gamma_0)$, and thus $\tilde{G}' \in \mathbb{G}(n, \gamma)$. Since $\tilde{G} \in \text{SPEX}(n, \gamma)$, it follows that $\rho(\tilde{G}') \leq \rho(\tilde{G})$. If there exists $i_0 \in \{1, \dots, d^*\}$ such that $u_{i_0}u_{i_0+1} \notin E(\tilde{G})$, then \tilde{G} is a proper subgraph of \tilde{G}' , implying $\rho(\tilde{G}') > \rho(\tilde{G})$, which leads to a contradiction. Therefore, $u_iu_{i+1} \in E(\tilde{G})$ for $i \in \{1, \dots, d^*\}$, i.e., $\tilde{G}' \cong \tilde{G}$. Furthermore, by the definition of \tilde{G}' , every triangle $u^*u_iu_{i+1}$ is a 3-face in \tilde{G}' for $i \in \{1, \dots, d^*\}$.

(iii) Suppose, to the contrary that, $u^*u^{**} \notin E(\tilde{G}')$. Notice that in the graph \tilde{G}' , there are exactly d^* faces $F_{11}^*, F_{21}^*, \dots, F_{d^*1}^*$ incident to u^* , where F_{i1}^* denotes the 3-face $u^*u_iu_{i+1}$. We now iteratively add edges (possibly multiple edges) to \tilde{G}' until all faces become 3-faces, resulting in a new embedded graph, denoted by \tilde{G}'' . Clearly, $N_{\tilde{G}''}(u^*) = \{u_1, \dots, u_{d^*}\}$, and F_{i1}^* is also a 3-face in \tilde{G}'' for each $i \in \{1, \dots, d^*\}$.

In the embedded graph \tilde{G}'' , let \mathcal{F} denote the set of all faces, \mathcal{F}^* denote the set of faces incident to u^* (clearly, $\mathcal{F}^* = \{F_{i1}^* \mid 1 \leq i \leq d^*\}$), and \mathcal{F}^{**} denote the set of faces

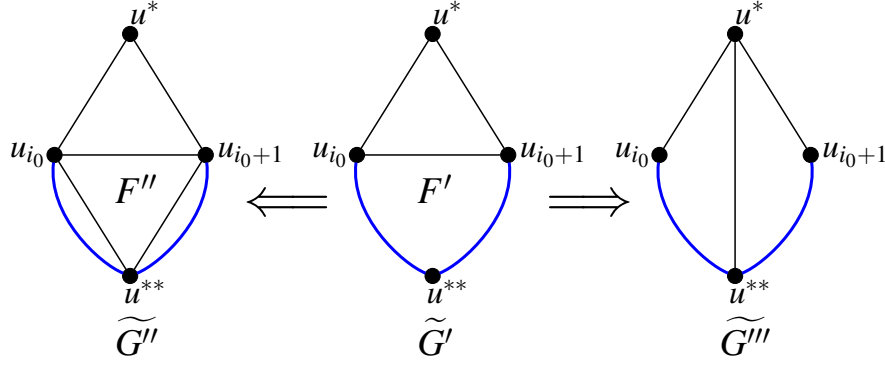


Figure 4: An illustration of the local structures of $\widetilde{G''}$, $\widetilde{G'}$ and $\widetilde{G'''}$.

incident to u^{**} . Additionally, let \mathcal{F}' be the set of faces incident to at least one edge in $\{u_i u_{i+1} \mid 1 \leq i \leq d^*\}$. Clearly, $\mathcal{F}^* \subseteq \mathcal{F}'$ and $\mathcal{F}^* \cap \mathcal{F}^{**} = \emptyset$. Moreover, since every face of $\widetilde{G''}$ is a 3-face, it is easy to observe that

$$|\mathcal{F}^{**}| = d_{\widetilde{G''}}(u^{**}) \geq d_{\widetilde{G}}(u^{**}) \geq |R|.$$

Set $\mathcal{F}^{***} = \mathcal{F}' \setminus \mathcal{F}^*$. Since each face F in \mathcal{F}^{***} is a 3-face, it follows that F is incident to at most two edges in $\{u_i u_{i+1} \mid 1 \leq i \leq d^*\}$, which implies that $|\mathcal{F}^{***}| \geq \frac{1}{2}d^*$.

Now, we demonstrate that $\mathcal{F}^{**} \cap \mathcal{F}^{***} \neq \emptyset$. Assume, for the sake of contradiction, that $\mathcal{F}^{**} \cap \mathcal{F}^{***} = \emptyset$. Then, we have

$$|\mathcal{F}| \geq |\mathcal{F}^*| + |\mathcal{F}^{**}| + |\mathcal{F}^{***}| \geq d^* + |R| + \frac{1}{2}d^*.$$

Note that $d^* = d_{\widetilde{G}}(u^*) \geq |R|$, where $|R| > (1 - 22\alpha)n$ by inequality (10). Thus,

$$|\mathcal{F}| \geq \frac{5}{2}|R| > \frac{5}{2}(1 - 22\alpha)n > 2(n - 2 + \gamma_0).$$

On the other hand, since each face of $\widetilde{G''}$ is a 3-face, by Lemma 2.2, we know that $e(\widetilde{G''}) \leq 3(n - 2 + \gamma_0)$. By the Handshake Theorem, we also have $3|\mathcal{F}| = 2e(\widetilde{G''})$. Combining this, we get that $|\mathcal{F}| \leq 2(n - 2 + \gamma_0)$, which leads to a contradiction since $|\mathcal{F}| > 2(n - 2 + \gamma_0)$. Therefore, we conclude that $\mathcal{F}^{**} \cap \mathcal{F}^{***} \neq \emptyset$.

Now, choose an $F'' \in \mathcal{F}^{**} \cap \mathcal{F}^{***}$. Then, there exists some $i_0 \in \{1, \dots, d^*\}$ such that the 3-face F'' is incident to both u^{**} and the edge $u_{i_0} u_{i_0+1}$ in $\widetilde{G''}$. By the construction of $\widetilde{G''}$, we can see that F'' is a subregion of some face F' of $\widetilde{G'}$ (possibly $F'' = F'$).

On the surface Σ_0 , let $\widetilde{G'''}$ be the embedded graph obtained from $\widetilde{G'}$ by deleting the edge $u_{i_0} u_{i_0+1}$ and adding the edge $u^* u^{**}$ (see Figure 4). By Claim 3.4 and equality (3), we have $x_u < (41 + 8\gamma)\alpha < 1 - 11\alpha$ for each $u \in R \cup R_1$. However, $x_{u^*} = 1$, and by Claim 3.3, $x_{u^{**}} > 1 - 11\alpha$. Consequently,

$$\rho(\widetilde{G'''}) - \rho(\widetilde{G'}) \geq \frac{\mathbf{x}^T (A(\widetilde{G'''}) - A(\widetilde{G'})) \mathbf{x}}{\mathbf{x}^T \mathbf{x}} = \frac{2}{\mathbf{x}^T \mathbf{x}} (x_{u^*} x_{u^{**}} - x_{u_{i_0}} x_{u_{i_0+1}}) > 0,$$

which contradicts the fact that $\widetilde{G'} \in \text{SPEX}(n, \gamma)$. Therefore, $u^* u^{**} \in E(\widetilde{G'})$. \square

Claim 3.6. R_1 is empty.

Proof. Suppose, for the sake of contradiction, that $|R_1| \geq 1$. In view of (1), we know that $e(\tilde{G}[R_1]) \leq 3(|R_1| + \gamma)$. We now state that $\delta(\tilde{G}[R_1]) \leq 5 + \gamma$. If $|R_1| \leq 6$, the statement holds trivially. Assume that $|R_1| \geq 7$. Then, $\delta(\tilde{G}[R_1]) \leq 2e(\tilde{G}[R_1])/|R_1| < 6 + \gamma$, which implies that $\delta(\tilde{G}[R_1]) \leq 5 + \gamma$.

Now, we can choose a vertex $u_1 \in R_1$ with $d_{R_1}(u_1) \leq 5 + \gamma$. Combining (11), we have $d_{R \cup R_1}(u_1) \leq 7 + 3\gamma$. Noting that $d_{\{u^*, u^{**}\}}(u_1) \leq 1$, and by Claim 3.4, we obtain that

$$\sum_{w \in N_{\tilde{G}}(u_1)} x_w \leq x_{u^*} + \sum_{w \in N_{R \cup R_1}(u_1)} x_w \leq 1 + (7 + 3\gamma)(41 + 8\gamma)\alpha. \quad (14)$$

Let \widetilde{G}'''' be the graph obtained from \tilde{G} by deleting all edges adjacent to u_1 , adding the edges $u_1 u^*$ and $u_1 u^{**}$, and making $u_1 u^*, u_1 u^{**}$ cross the face incident to the edge $u^* u^{**}$ in \tilde{G} . Obviously, \widetilde{G}'''' can still be embedded on the surface Σ_0 with Euler genus $\gamma_0 \leq \gamma$. Hence, we also have $\widetilde{G}'''' \in \mathbb{G}(n, \gamma)$. In view of (3), we observe that

$$11\alpha + (7 + 3\gamma)(41 + 8\gamma)\alpha = (298 + 179\gamma + 24\gamma^2)\alpha < 1.$$

Combining the inequality above with Claim 3.3, we deduce that

$$x_{u^*} + x_{u^{**}} > 2 - 11\alpha > 1 + (7 + 3\gamma)(41 + 8\gamma)\alpha.$$

It follows from (14) that $x_{u^*} + x_{u^{**}} > \sum_{w \in N_{\tilde{G}}(u_1)} x_w$, and thus

$$\rho(\widetilde{G}''') - \rho(\tilde{G}) \geq \frac{2x_{u_1}}{\mathbf{x}^T \mathbf{x}} \left((x_{u^*} + x_{u^{**}}) - \sum_{w \in N_{\tilde{G}}(u_1)} x_w \right) > 0,$$

which contradicts the assumption that $\tilde{G} \in \text{SPEX}(n, \gamma)$. Hence, R_1 is an empty set. \square

In the following, we will complete the proof of Theorem 1.1. To enhance clarity and readability, the proof is divided into two separate theorems.

Theorem 3.1. Let $n \geq \frac{50}{\alpha^2}$. Then $\text{SPEX}(n, \gamma) \subseteq \text{EX}(n, \gamma)$, and every graph G in $\text{SPEX}(n, \gamma)$ is obtained from $K_2 \nabla P_{n-2}$ by adding 3γ edges.

Proof. Let G be a graph in $\text{SPEX}(n, \gamma)$. Recall that $V(G)$ has been partitioned into $L^* \cup R \cup R_1$, where $L^* = \{u^*, u^{**}\}$ and $R = N_G(u^*) \cap N_G(u^{**})$. By Claim 3.6, R_1 is an empty set, and by Claim 3.5, we further know that $u^* u^{**} \in E(G)$ and G contains $K_2 \nabla P_{n-2}$ as a spanning subgraph. In the following, we will show that $G \in \text{EX}(n, \gamma)$. Based on Lemma 2.3, to establish that $G \in \text{EX}(n, \gamma)$, it suffices to verify that $e(G) = 3(n - 2 + \gamma)$.

Suppose, for the sake of contradiction, that $e(G) < 3(n - 2 + \gamma)$. By symmetry, we can observe that $x_{u^{**}} = x_{u^*} = 1$. Assume that $R = \{u_1, \dots, u_{n-2}\}$. For each $u_i \in R$, we have

$$\rho x_{u_i} = x_{u^*} + x_{u^{**}} + \sum_{u \in N_R(u_i)} x_u. \quad (15)$$

In view of (11), we know that $d_R(u_i) \leq 2 + 2\gamma$ for each $u_i \in R$. Furthermore, by Claim 3.4, we obtain $\sum_{u \in N_R(u_i)} x_u \leq (2 + 2\gamma)(41 + 8\gamma)\alpha$. Combining this with (3) gives $\sum_{u \in N_R(u_i)} x_u < 1$. It follows from (15) that $\rho x_{u_i} < 3$ for each $u_i \in R$.

Let $\phi = e(G) - e(K_2 \nabla P_{n-2})$. Then, we also have $d_R(u_i) \leq \phi + 2$ for each $u_i \in R$. Using (15) again, and noting that $x_u < \frac{3}{\rho}$ for each $u \in N_R(u_i)$, we obtain

$$\frac{2}{\rho} \leq x_{u_i} < \frac{2}{\rho} + \frac{3}{\rho^2}(\phi + 2). \quad (16)$$

Since $e(G) < 3(n - 2 + \gamma)$ and $e(K_2 \nabla P_{n-2}) = 3n - 6$, we have $\phi < 3\gamma$. Furthermore, in light of (3) and (4), it is evident that

$$\rho > \frac{10}{\alpha} = 3000 + 1800\gamma + 240\gamma^2 > 12(\phi + 1)(\phi + 2). \quad (17)$$

Based on (16) and (17), we can see that

$$\frac{4}{\rho^2} \leq x_{u_i} x_{u_j} < \frac{4}{\rho^2} + \frac{12(\phi + 2)}{\rho^3} + \frac{9(\phi + 2)^2}{\rho^4} < \frac{4}{\rho^2} + \frac{2}{\rho^2(\phi + 1)} \quad (18)$$

for any two vertices $u_i, u_j \in R$.

By Theorem 2.1, there exists a graph $G^* \in \mathbb{G}(n, \gamma)$, which is obtained from $K_2 \nabla P_{n-2}$ by adding 3γ edges. We can modify G by first deleting ϕ edges within R to obtain $K_2 \nabla P_{n-2}$, and then adding 3γ edges within R to obtain G^* . Based on (18), we have

$$\rho(G^*) - \rho(G) \geq \frac{\mathbf{x}^T (A(G^*) - A(G)) \mathbf{x}}{\mathbf{x}^T \mathbf{x}} > \frac{2}{\mathbf{x}^T \mathbf{x}} \left(\frac{12\gamma}{\rho^2} - \frac{4\phi + 2}{\rho^2} \right).$$

Since $\phi < 3\gamma$, we have $\phi \leq 3\gamma - 1$, and thus $\rho(G^*) > \rho(G)$, which contradicts the assumption that $G \in \text{SPEX}(n, \gamma)$. Therefore, $e(G) = 3(n - 2 + \gamma)$, as desired. \square

Now, let $\mathbb{H}(n, \gamma)$ denote the family of graphs where each member is obtained from $K_2 \nabla P_{n-2}$ by adding 3γ edges. By Theorem 3.1, we have

$$\text{SPEX}(n, \gamma) \subseteq \mathbb{G}(n, \gamma) \cap \mathbb{H}(n, \gamma).$$

Theorem 3.2. Let $n \geq \frac{50}{\alpha^2}$ and γ be a positive integer. Denote $\rho_0 = \frac{3}{2} + \sqrt{2n - \frac{15}{4}}$. Then, for every graph G in $\mathbb{G}(n, \gamma) \cap \mathbb{H}(n, \gamma)$, we have

$$\rho_0 + \frac{3\gamma - 1}{n} < \rho(G) < \rho_0 + \frac{3\gamma - 0.95}{n}.$$

Proof. Let $G_0 = K_2 \nabla C_{n-2}$. Based on the high symmetry of the structure of G_0 , we can observe that $\rho(G_0) = \rho_0$ through a straightforward calculation. By the Perron-Frobenius theorem, there exists a positive eigenvector $\mathbf{y} = (y_1, \dots, y_n)^T$ corresponding to the spectral radius of G_0 . Let u^* and u^{**} be the two dominating vertices in G_0 . By symmetry, we may

assume that $y_{u^*} = y_{u^{**}} = 1$ and $y_u = y_0$ for each $u \in V(G_0) \setminus \{u^*, u^{**}\}$. Then, we obtain $\rho_0 y_0 = 2y_{u^*} + 2y_0$, which yields that $y_0 = \frac{2}{\rho_0 - 2}$, and thus,

$$\mathbf{y}^T \mathbf{y} = 2y_{u^*}^2 + (n-2)y_0^2 = 2 + \frac{4(n-2)}{(\rho_0 - 2)^2}.$$

Observe that $(\rho_0 - 2)^2 < 2n$. Then, $(\rho_0 - 2)^2 \mathbf{y}^T \mathbf{y} = 2(\rho_0 - 2)^2 + 4(n-2) < 8n$.

Now, choose an arbitrary graph $G \in \mathbb{G}(n, \gamma) \cap \mathbb{H}(n, \gamma)$, and let $\rho = \rho(G)$. Based on (4), we have $\rho \geq \rho(K_2 \nabla (n-2) K_1) > \sqrt{2n+8}$. Moreover, we can modify G_0 by first deleting an edge to obtain $K_2 \nabla P_{n-2}$, and then adding 3γ edges within $V(G_0) \setminus \{u^*, u^{**}\}$ to obtain the resulting graph G . Thus,

$$\rho - \rho_0 \geq \frac{\mathbf{y}^T (A(G) - A(G_0)) \mathbf{y}}{\mathbf{y}^T \mathbf{y}} = \frac{2(3\gamma - 1)y_0^2}{\mathbf{y}^T \mathbf{y}} = \frac{8(3\gamma - 1)}{(\rho_0 - 2)^2 \mathbf{y}^T \mathbf{y}} > \frac{3\gamma - 1}{n}.$$

Therefore, we conclude that $\rho > \rho_0 + \frac{1}{n}(3\gamma - 1)$.

Now, let $R = V(G) \setminus \{u^*, u^{**}\}$, and let $\mathbf{x} = (x_1, \dots, x_n)^T$ be a positive eigenvector corresponding to $\rho(G)$. Since u^* and u^{**} are both dominating vertices in G , we have $x_{u^*} = x_{u^{**}}$, and we may assume that $x_{u^*} = 1$. Recall that every graph in $\mathbb{G}(n, \gamma)$ is $K_{3,2\gamma+3}$ -free. Thus, for any $u \in R$, we have $d_R(u) \leq 2\gamma + 2$. Since $\rho x_u = 2 + \sum_{v \in N_R(u)} x_v$, it is clear that

$$\frac{2}{\rho} \leq \min_{u \in R} x_u \leq \max_{u \in R} x_u \leq \frac{2}{\rho - 2\gamma - 2}, \quad (19)$$

which implies that $\frac{4}{\rho^2} \leq x_u x_v \leq \frac{4}{(\rho - 2\gamma - 2)^2}$ for any two vertices $u, v \in R$. Hence,

$$\rho_0 - \rho \geq \frac{\mathbf{x}^T (A(G_0) - A(G)) \mathbf{x}}{\mathbf{x}^T \mathbf{x}} \geq \frac{8}{\mathbf{x}^T \mathbf{x}} \left(\frac{1}{\rho^2} - \frac{3\gamma}{(\rho - 2\gamma - 2)^2} \right), \quad (20)$$

where $\mathbf{x}^T \mathbf{x} = 2 + \sum_{u \in R} x_u^2 \geq 2 + \frac{4}{\rho^2}(n-2)$. Recall that $\rho > \sqrt{2n+8}$. It follows that $\rho^2 \mathbf{x}^T \mathbf{x} \geq 2\rho^2 + 4(n-2) > 8n$. Moreover, since $\rho > \sqrt{2n} \geq \frac{10}{\alpha} = 3000 + 1800\gamma + 240\gamma^2$, a straightforward calculation shows that $3\gamma/(\rho - 2\gamma - 2)^2 \leq (3\gamma + 0.05)/\rho^2$. Combining (20) gives:

$$\rho_0 - \rho \geq \frac{8}{\rho^2 \mathbf{x}^T \mathbf{x}} (0.95 - 3\gamma) > \frac{1}{n} (0.95 - 3\gamma).$$

It follows that $\rho < \rho_0 + \frac{1}{n}(3\gamma - 0.95)$, completing the proof. \square

4 Proof of Theorem 1.2

Recall that $\mathbb{G}(n, \gamma)$ denotes the family of graphs of order n that can be embedded on a surface with Euler genus γ , and $\mathbb{H}(n, \gamma)$ represents the family of graphs where each member is obtained from $K_2 \nabla P_{n-2}$ by adding 3γ edges. In this section, we will explore more precise structural properties of the graphs in $\mathbb{G}(n, \gamma) \cap \mathbb{H}(n, \gamma)$, under the assumptions that γ is a positive integer and n is sufficiently large.

Choose an arbitrary graph $G \in \mathbb{G}(n, \gamma) \cap \mathbb{H}(n, \gamma)$. Clearly, we have $e(G) = 3(n - 2 + \gamma)$. Let \tilde{G} denote an embedding of G on a surface with Euler genus γ . By Lemma 2.3, G is edge-maximal in $\mathbb{G}(n, \gamma)$. Thus, the embedding \tilde{G} is minimal and, consequently, cellular. This further implies that \tilde{G} is a triangulation. Hence, we have the following statement.

Lemma 4.1. *For any graph $G \in \mathbb{G}(n, \gamma) \cap \mathbb{H}(n, \gamma)$ and for any vertex $u \in V(\tilde{G})$, there are exactly $d_{\tilde{G}}(u)$ 3-faces incident to u , which together form a wheel of order $d_{\tilde{G}}(u) + 1$.*

As we will see later (Lemma 4.3), the maximum spectral radius of graphs in $\mathbb{H}(n, \gamma)$ is achieved just when the 3γ added edges are incident to the same vertex within the interior of the path P_{n-2} . The extremal graph in this case contains a copy of $K_{3, 3\gamma+2}$. However, by Lemma 2.4, $K_{3, 3\gamma+2}$ can not be embedded on a surface with Euler genus γ .

Based on this reasoning, the proof of Theorem 1.2 will require a careful combination of spectral techniques and structural analysis. To facilitate this, we introduce several definitions and additional lemmas. First, we note that every graph G in $\mathbb{H}(n, \gamma)$ is connected. By the Perron-Frobenius theorem, there exists a positive unit eigenvector corresponding to $\rho(G)$, which is referred to as the *Perron vector* of G .

Recall that $d_H(u)$ denotes the degree of a vertex u in a graph H . We now introduce the concept of the ℓ -degree $w_H^{(\ell)}(u)$ of a vertex u , which is defined as the number of ℓ -walks starting from u . For every vertex $u \in V(H)$, we define $w_H^{(0)}(u) = 1$, and clearly, we have $w_H^{(1)}(u) = d_H(u)$. Furthermore, it is easy to see that

$$w_H^{(\ell+1)}(u) = \sum_{v \in N_H(u)} w_H^{(\ell)}(v).$$

As early as 2002, Nikiforov [15] employed this parameter to investigate the relationship between the spectral radius and clique number of graphs. Let $w^{(\ell)}(H)$ denote the total number of ℓ -walks in H . Clearly, $w^{(1)}(H) = 2e(H)$. Furthermore, we have

$$w^{(2)}(H) = \sum_{v \in V(H)} d_H^2(v) \quad \text{and} \quad w^{(3)}(H) = \sum_{uv \in E(H)} 2d_H(u)d_H(v). \quad (21)$$

For an integer $r \geq 2$, let K_{n_1, \dots, n_r} be the complete r -partite graph, with partition classes V_1, \dots, V_r satisfying $|V_i| = n_i$ and $\sum_{i=1}^r n_i = n$. The following lemma is due to Zhang [26], and it provides a useful tool for spectral extremal problems.

Lemma 4.2. ([26]) *For each $1 \leq i \leq r$, let H_i be a graph with $V(H_i) \subseteq V_i$. Let G be the graph obtained from K_{n_1, n_2, \dots, n_r} by embedding the edges of H_i into the partition class V_i for $i \in \{1, \dots, r\}$. If $x > \rho(H_i)$, then $\sum_{\ell=1}^{\infty} \frac{w^{(\ell)}(H_i)}{x^\ell}$ is convergent. Moreover,*

$$\sum_{i=1}^r \frac{1}{1 + \frac{n_i}{\rho} + \sum_{\ell=1}^{\infty} \frac{w^{(\ell)}(H_i)}{\rho^{\ell+1}}} = r - 1, \text{ where } \rho = \rho(G).$$

Let G_1 and G_2 be two distinct graphs in $\mathbb{G}(n, \gamma) \cap \mathbb{H}(n, \gamma)$ such that $V(G_1) = V(G_2)$. For $j \in \{1, 2\}$, let H_j be the subgraph of G_j induced by $V(G_j) \setminus \{u^*, u^{**}\}$, where u^*, u^{**} are the two dominating vertices of G_j . By Lemma 2.4, G_j is $K_{3, 2\gamma+3}$ -free, which implies that $\Delta(H_j) \leq 2\gamma + 2$ for $j \in \{1, 2\}$.

Lemma 4.3. *If there exists a constant k with respect to n such that $w^{(k)}(H_1) > w^{(k)}(H_2)$, and $w^{(\ell)}(H_1) = w^{(\ell)}(H_2)$ for all $\ell \leq k-1$, then we have $\rho(G_1) > \rho(G_2)$.*

Proof. For $j \in \{1, 2\}$, as noted above, we have $\Delta(H_j) \leq 2\gamma + 2$. Moreover, H_j is obtained from P_{n-2} by adding 3γ edges, denoted as $e_1, \dots, e_{3\gamma}$. We first claim that

$$0 \leq w^{(\ell)}(H_j) - w^{(\ell)}(P_{n-2}) \leq 6\gamma(4\gamma + 4)^{\ell-1}. \quad (22)$$

Since P_{n-2} is a spanning subgraph of H_j , the left-hand side of (22) holds trivially.

We now establish the right-hand side of (22). For every edge e_i , where $i \in \{1, \dots, 3\gamma\}$, let $W_{H_j}^{(\ell)}(e_i)$ denote the set of ℓ -walks in H_j that contain the edge e_i (it is not necessary for these walks to start from e_i). It is clear that

$$w^{(\ell)}(H_j) \leq w^{(\ell)}(P_{n-2}) + \sum_{i=1}^{3\gamma} |W_{H_j}^{(\ell)}(e_i)|. \quad (23)$$

Furthermore, every walk in $W_{H_j}^{(\ell)}(e_i)$ can be shortened to a walk in $W_{H_j}^{(\ell-1)}(e_i)$ by deleting its ending edge if e_i is the starting edge of the walk, or by deleting its starting edge otherwise. Since $\Delta(H_j) \leq 2\gamma + 2$, every walk in $W_{H_j}^{(\ell-1)}(e_i)$ corresponds to at most $4\gamma + 4$ walks in $W_{H_j}^{(\ell)}(e_i)$ via the above operation. Hence, $|W_{H_j}^{(\ell)}(e_i)| \leq (4\gamma + 4) |W_{H_j}^{(\ell-1)}(e_i)|$, and

$$|W_{H_j}^{(\ell)}(e_i)| \leq (4\gamma + 4)^{\ell-1} |W_{H_j}^{(1)}(e_i)| = 2(4\gamma + 4)^{\ell-1}.$$

Combining this with (23), we derive the right-hand side of inequality (22).

Since $\Delta(H_j) \leq 2\gamma + 2$ for $j \in \{1, 2\}$, we have $\rho(H_j) \leq \Delta(H_j) < \sqrt{2n}$. By Lemma 4.2, we know that $\sum_{\ell=1}^{\infty} \frac{w^{(\ell)}(H_j)}{\rho^{\ell}}$ is convergent for $\rho \geq \sqrt{2n}$. Next, we prove that

$$\sum_{\ell=1}^{\infty} \frac{w^{(\ell)}(H_1) - w^{(\ell)}(H_2)}{\rho^{\ell+1}} > 0 \quad (24)$$

for any $\rho \geq \sqrt{2n}$. By the assumption of the lemma, we know that

$$\sum_{\ell=1}^k \frac{w^{(\ell)}(H_1) - w^{(\ell)}(H_2)}{\rho^{\ell+1}} \geq \frac{1}{\rho^{k+1}}. \quad (25)$$

In view of (22), we derive that

$$w^{(\ell)}(H_1) - w^{(\ell)}(H_2) \geq w^{(\ell)}(P_{n-2}) - w^{(\ell)}(H_2) \geq -6\gamma(4\gamma + 4)^{\ell-1}.$$

Since $\rho \geq \sqrt{2n}$ and $6\gamma(4\gamma + 4)^k$ is constant with respect to n , it follows that

$$\sum_{\ell=k+1}^{\infty} \frac{w^{(\ell)}(H_1) - w^{(\ell)}(H_2)}{\rho^{\ell+1}} \geq \sum_{\ell=k+1}^{\infty} \frac{-6\gamma(4\gamma + 4)^{\ell-1}}{\rho^{\ell+1}} = \frac{-6\gamma(4\gamma + 4)^k}{\rho^{k+2}} \cdot \frac{1}{1 - \frac{4\gamma + 4}{\rho}} > \frac{-1}{\rho^{k+1}}.$$

Combining this with inequality (25), we conclude inequality (24) holds.

Note that for $j \in \{1, 2\}$, the graph G_j can be constructed from a complete 3-partite graph $K_{1,1,n-2}$ by embedding a copy of H_j into its third partition. Define

$$f_j(\rho) = \frac{2}{1 + \frac{1}{\rho}} + \frac{1}{1 + \frac{n-2}{\rho} + \sum_{\ell=1}^{\infty} \frac{w^{(\ell)}(H_j)}{\rho^{\ell+1}}} - 2,$$

where $\rho \geq \sqrt{2n}$ and $j \in \{1, 2\}$. By Lemma 4.2, we have $f_1(\rho(G_1)) = f_2(\rho(G_2)) = 0$. Based on inequality (24), it follows that $f_2(\rho) > f_1(\rho)$ for any $\rho \geq \sqrt{2n}$. Since Theorem 3.2 indicates that $\rho(G_1) \geq \sqrt{2n}$, we obtain

$$f_2(\rho(G_1)) > f_1(\rho(G_1)) = f_2(\rho(G_2)).$$

Noting that $f_2(\rho)$ is increasing in ρ , we then conclude that $\rho(G_1) > \rho(G_2)$. \square

Recall that $H_0(a, b)$ denotes a graph obtained from a based graph H_0 by attaching two pendant paths of lengths a and b to two distinct vertices of H_0 . In particular, if $|a - b| \leq 1$ and $H_0 \cong K_r$, we denote $H_0(a, b) = K_r^{a+b+r}$.

Lemma 4.4. *Let $a \geq b + 2$, $a + b + r = n - 2$, and $|V(H_0)| = r \geq 3$, where r is constant with respect to n . If $\delta(H_0) \geq 2$ and $H_0(a, b)$ admits a spanning path, then*

$$\rho(K_2 \nabla H_0(a-1, b+1)) > \rho(K_2 \nabla H_0(a, b)).$$

Proof. Denote $H_1 = H_0(a-1, b+1)$ and $H_2 = H_0(a, b)$. Since $\rho(K_2 \nabla(n-2)K_1) = \frac{1}{2}(1 + \sqrt{8n-15})$, and $K_2 \nabla(n-2)K_1$ is a spanning subgraph of $K_2 \nabla H_i$ for $i \in \{1, 2\}$, it follows that $\rho(K_2 \nabla H_i) \geq \sqrt{2n}$ for sufficiently large n .

By an argument analogous to that in the proof of Lemma 4.3, we can see that if

$$\sum_{\ell=1}^{\infty} \frac{w^{(\ell)}(H_1) - w^{(\ell)}(H_2)}{\rho^{\ell+1}} > 0 \quad (26)$$

for any $\rho \geq \sqrt{2n}$, then $\rho(K_2 \nabla H_1) > \rho(K_2 \nabla H_2)$. Therefore, it suffices to demonstrate that inequality (26) holds for $\rho \geq \sqrt{2n}$.

Let $P = u_1 u_2 \dots u_{n-2}$ be a spanning path of H_2 . Then, H_0 is the subgraph of H_2 induced by $\{u_{a+1}, \dots, u_{a+r}\}$, where $u_{a+r} = u_{n-b-2}$. Moreover, H_1 can be constructed from H_2 by deleting the edge $u_1 u_2$ and adding the edge $u_{n-2} u_1$. Let $W_{H_1}^{(\ell)}(e)$ denote the set of ℓ -walks in H_1 that contains the edge e . Since $H_1 - \{u_{n-2} u_1\} \cong H_2 - \{u_1 u_2\}$, we have

$$w^{(\ell)}(H_1) - w^{(\ell)}(H_2) = |W_{H_1}^{(\ell)}(u_{n-2} u_1)| - |W_{H_2}^{(\ell)}(u_1 u_2)| \quad (27)$$

for any positive integer ℓ .

We first prove that for $\rho \geq \sqrt{2n}$, the following inequality holds:

$$\sum_{\ell=1}^{b+2} \frac{|W_{H_1}^{(\ell)}(u_{n-2} u_1)| - |W_{H_2}^{(\ell)}(u_1 u_2)|}{\rho^{\ell+1}} \geq \frac{2}{\rho^{b+3}}. \quad (28)$$

Observe that for $\ell \leq a$, every ℓ -walk in $W_{H_2}^{(\ell)}(u_1u_2)$ can only use edges from the induced path $P'_{\ell+1} = u_1u_2 \dots u_{\ell+1}$ in H_2 . Similarly, for $\ell \leq b+1$, every ℓ -walk in $W_{H_1}^{(\ell)}(u_{n-2}u_1)$ can only use edges from the induced path $P''_{\ell+1} = u_1u_{n-2} \dots u_{n-\ell-1}$ in H_1 . Recall that $a \geq b+2$. Hence, for $\ell \leq b+1$, we have $P'_{\ell+1} \cong P''_{\ell+1}$, and thus $|W_{H_1}^{(\ell)}(u_{n-2}u_1)| = |W_{H_2}^{(\ell)}(u_1u_2)|$.

Furthermore, every $(b+2)$ -walk in $W_{H_2}^{(\ell)}(u_1u_2)$ can only utilize edges from the induced path $P'_{b+3} = u_1u_2 \dots u_{b+3}$ in H_2 . By contrast, every $(b+2)$ -walk in $W_{H_1}^{(\ell)}(u_{n-2}u_1)$ can use edges from the subgraph obtained from the induced path $P''_{b+2} = u_1u_{n-2} \dots u_{n-b-2}$ in H_1 by attaching $d_{H_0}(u_{a+r})$ edges to the vertex $u_{a+r} = u_{n-b-2}$. Consequently,

$$|W_{H_1}^{(b+2)}(u_{n-2}u_1)| - |W_{H_2}^{(b+2)}(u_1u_2)| = 2(d_{H_0}(u_{a+r}) - 1) \geq 2.$$

Therefore, inequality (28) follows.

Next, we demonstrate that for $\rho \geq \sqrt{2n}$, the following inequality holds:

$$\sum_{\ell=\lfloor \frac{2n}{3} \rfloor + 1}^{\infty} \frac{|W_{H_1}^{(\ell)}(u_{n-2}u_1)| - |W_{H_2}^{(\ell)}(u_1u_2)|}{\rho^{\ell+1}} > -\frac{1}{\rho^{b+3}}. \quad (29)$$

It suffices to show that $\sum_{\ell=\lfloor 2n/3 \rfloor + 1}^{\infty} \frac{|W_{H_2}^{(\ell)}(u_1u_2)|}{\rho^{\ell+1}} < \frac{1}{\rho^{b+3}}$. Note that $|V(H_2)| = n-2$, $\Delta(H_2) \leq r$, and $\rho \geq \sqrt{2n}$. Hence, $|W_{H_2}^{(\ell)}(u_1u_2)| \leq w^{(\ell)}(H_2) \leq (n-2)r^\ell \leq \rho^2 r^\ell$. It follows that

$$\sum_{\ell=\lfloor \frac{2n}{3} \rfloor + 1}^{\infty} \frac{|W_{H_2}^{(\ell)}(u_1u_2)|}{\rho^{\ell+1}} \leq \sum_{\ell=\lfloor \frac{2n}{3} \rfloor + 1}^{\infty} \frac{r^\ell}{\rho^{\ell-1}} = \frac{r^{\lfloor \frac{2n}{3} \rfloor + 1}}{\rho^{\lfloor \frac{2n}{3} \rfloor}} \cdot \frac{1}{1 - \frac{r}{\rho}} < \frac{1}{\rho^{\frac{n}{2}}}.$$

Furthermore, since $a \geq b+2$ and $a+b = n-r-2 \leq n-5$, we deduce that $b < \frac{n}{2} - 3$. Therefore, we have $\frac{1}{\rho^{n/2}} < \frac{1}{\rho^{b+3}}$, and thus inequality (29) is established.

Finally, we prove that for $\rho \geq \sqrt{2n}$, the following inequality holds:

$$\sum_{\ell=b+3}^{\lfloor \frac{2n}{3} \rfloor} \frac{|W_{H_1}^{(\ell)}(u_{n-2}u_1)| - |W_{H_2}^{(\ell)}(u_1u_2)|}{\rho^{\ell+1}} > -\frac{1}{\rho^{b+3}}. \quad (30)$$

Recall that H_2 has a spanning path $P = u_1u_2 \dots u_{n-2}$, and H_1 also admits a spanning path $u_2u_3 \dots u_{n-2}u_1$, which is isomorphic to P . Hence, $|W_{H_1}^{(\ell)}(u_{n-2}u_1)| \geq |W_P^{(\ell)}(u_1u_2)|$. Now, define $W_0^{(\ell)}(u_1u_2) = W_{H_2}^{(\ell)}(u_1u_2) \setminus W_P^{(\ell)}(u_1u_2)$. For every $\ell \geq b+3$, we deduce that

$$|W_{H_1}^{(\ell)}(u_{n-2}u_1)| - |W_{H_2}^{(\ell)}(u_1u_2)| \geq |W_P^{(\ell)}(u_1u_2)| - |W_{H_2}^{(\ell)}(u_1u_2)| = -|W_0^{(\ell)}(u_1u_2)|. \quad (31)$$

We now define three subsets of $W_0^{(\ell)}(u_1u_2)$ as follows:

Type I: All ℓ -walks $e_1 \dots e_\ell$ where the sub-walk $e_3 \dots e_\ell \in W_0^{(\ell-2)}(u_1u_2)$;

Type II: All ℓ -walks $e_1 \dots e_\ell$ where the sub-walk $e_1 \dots e_{\ell-2} \in W_0^{(\ell-2)}(u_1u_2)$;

Type III: All ℓ -walks in $W_0^{(\ell)}(u_1u_2)$ that belong to neither Type I nor Type II.

It should be noted that the first two types of ℓ -walks are not mutually exclusive. Recall that $\Delta(H_2) \leq r$. Hence, there are at most $r^2 |W_0^{(\ell-2)}(u_1 u_2)|$ walks of Type I and Type II, respectively. In the following, we will evaluate the number of walks of Type III.

Let $E_0 = E(H_2) \setminus E(P)$. Clearly, every walk in $W_0^{(\ell)}(u_1 u_2)$ passes through the edge $u_1 u_2$ and at least one edge from E_0 . Choose an arbitrary ℓ -walk $e_1 \dots e_\ell$ of Type III. We will verify the following two statements:

- (i) either $u_1 u_2 \in \{e_1, e_2\}$ or $u_1 u_2 \in \{e_{\ell-1}, e_\ell\}$;
- (ii) $E_0 \cap \{e_3, \dots, e_{\ell-2}\} = \emptyset$.

Indeed, if $u_1 u_2 \notin \{e_1, e_2\}$, then $E_0 \cap \{e_1, e_2\} \neq \emptyset$; otherwise, $E_0 \cap \{e_3, \dots, e_\ell\} \neq \emptyset$ and the sub-walk $e_3 \dots e_\ell \in W_0^{(\ell-2)}(u_1 u_2)$. This implies that the entire ℓ -walk would be classified as Type I, leading to a contradiction. Furthermore, if $u_1 u_2 \notin \{e_1, e_2\}$, then $u_1 u_2 \in \{e_{\ell-1}, e_\ell\}$; otherwise, $u_1 u_2 \in \{e_3, \dots, e_{\ell-2}\}$, and the sub-walk $e_1 \dots e_{\ell-2} \in W_0^{(\ell-2)}(u_1 u_2)$ since $E_0 \cap \{e_1, e_2\} \neq \emptyset$. This implies that the entire ℓ -walk would be classified as Type II, leading to another contradiction. Hence, statement (i) holds. Assume without loss of generality that $u_1 u_2 \in \{e_1, e_2\}$. Then, $e_3, \dots, e_{\ell-2} \notin E_0$; otherwise, the sub-walk $e_1 \dots e_{\ell-2}$ would belong to $W_0^{(\ell-2)}(u_1 u_2)$, and the entire ℓ -walk would be classified as Type II, leading to a contradiction. Hence, statement (ii) holds.

We now partition the ℓ -walks of Type III into two disjoint subclasses:

Type IV: All ℓ -walks $e_1 \dots e_\ell$ where no $e_i e_{i+1}$ ($3 \leq i \leq \ell-3$) forms a closed 2-walk;

Type V: All ℓ -walks of Type III that do not belong to Type IV.

Choose an arbitrary ℓ -walk $e_1 \dots e_\ell$ of Type IV. Based on statement (ii), the sub-walk $e_3 \dots e_{\ell-2}$ is, in fact, a sub-path of $P - E_0$. Moreover, by statement (i), if $u_1 u_2 \in \{e_1, e_2\}$, then the path $e_3 \dots e_{\ell-2}$ can only start at a vertex from $\{u_1, u_2, u_3\}$. Since $\Delta(H_2) \leq r$, there are at most $3r^4$ such ℓ -walks. Similarly, if $u_1 u_2 \in \{e_{\ell-1}, e_\ell\}$, then the path $e_3 \dots e_{\ell-2}$ can only end at a vertex from $\{u_1, u_2, u_3\}$, and thus there are also at most $3r^4$ such ℓ -walks. Therefore, the total number of ℓ -walks of Type IV is at most $6r^4$.

Consider an arbitrary ℓ -walk of Type V, denoted as $W = e_1 \dots e_\ell$. Then, there exists some $i \in \{3, \dots, \ell-3\}$ such that the edges e_i and e_{i+1} form a closed 2-walk, and both e_i and e_{i+1} belong to $E(P) \setminus E_0$, as stated in (ii). Thus, $e_1 \dots e_{i-1} e_{i+2} \dots e_\ell \in W_0^{(\ell-2)}(u_1 u_2)$. Consequently, every ℓ -walk W of Type V can always be reduced to an $(\ell-2)$ -walk $W' \in W_0^{(\ell-2)}(u_1 u_2)$ by deleting a closed 2-walk $e_i e_{i+1}$, where $e_i, e_{i+1} \in E(P) \setminus E_0$. On the other hand, every $(\ell-2)$ -walk $W' = e'_1 \dots e'_{\ell-2}$ in $W_0^{(\ell-2)}(u_1 u_2)$ may be used to construct an ℓ -walk of Type V by inserting a closed 2-walk $u_i u_{i-1} u_i$ or $u_i u_{i+1} u_i$ at a passing vertex u_i (see Figure 5). Since there are at most $\ell-1$ positions to insert a closed 2-walk, and once the position is fixed, there exist at most two choices for the closed 2-walk from $E(P) \setminus E_0$, it follows that there are at most $2(\ell-1) |W_0^{(\ell-2)}(u_1 u_2)|$ walks of Type V.

Recall that every walk in $W_0^{(\ell)}(u_1 u_2)$ must belong to one of Type I, II, or III, and every walk of Type III must belong to either Type IV or Type V. It follows that

$$|W_0^{(\ell)}(u_1 u_2)| \leq 2r^2 |W_0^{(\ell-2)}(u_1 u_2)| + 6r^4 + 2(\ell-1) |W_0^{(\ell-2)}(u_1 u_2)|. \quad (32)$$

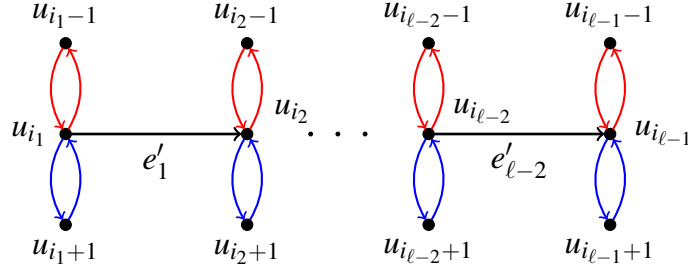


Figure 5: Extending an $(\ell-2)$ -walk to an ℓ -walk by inserting a closed 2-walk.

Recall that every walk in $W_0^{(\ell)}(u_1 u_2)$ must pass through $u_1 u_2$ and at least one edge from E_0 . Moreover, all edges in E_0 are incident to vertices in $\{u_{a+1}, \dots, u_{a+r}\}$. Hence, $|W_0^{(\ell)}(u_1 u_2)| = 0$ for all $\ell \leq a$. Since u_{a+1} is incident to at most $r-2$ edges in E_0 , we have $|W_0^{(a+1)}(u_1 u_2)| = 2(r-2)$. Furthermore, $|W_0^{(a+2)}(u_1 u_2)|$ is also a positive constant. Thus,

$$|W_0^{(a+2)}(u_1 u_2)| \leq 2(r-2) \frac{5}{6} \rho.$$

To prove inequality (30), we may assume $\ell \leq \lfloor \frac{2n}{3} \rfloor$. Since $\rho \geq \sqrt{2n}$, it follows that $2r^2 + 6r^4 + 2(\ell-1) \leq \frac{25}{18}n \leq (\frac{5}{6}\rho)^2$. Combining this with (32), we obtain

$$|W_0^{(\ell)}(u_1 u_2)| \leq (2r^2 + 6r^4 + 2(\ell-1)) |W_0^{(\ell-2)}(u_1 u_2)| \leq (\frac{5}{6}\rho)^2 |W_0^{(\ell-2)}(u_1 u_2)|$$

for all $\ell \geq a+3$. By induction on ℓ , where $b+3 \leq a+1 \leq \ell \leq \lfloor \frac{2n}{3} \rfloor$, we can derive that

$$|W_0^{(\ell)}(u_1 u_2)| \leq 2(r-2) (\frac{5}{6}\rho)^{\ell-a-1}. \quad (33)$$

By inequality (31), we have $|W_{H_1}^{(\ell)}(u_{n-2} u_1)| - |W_{H_2}^{(\ell)}(u_1 u_2)| \geq -|W_0^{(\ell)}(u_1 u_2)|$. Combining this with (33), and noting that $|W_0^{(\ell)}(u_1 u_2)| = 0$ for $\ell \leq a$, we deduce that

$$\sum_{\ell=b+3}^{\lfloor \frac{2n}{3} \rfloor} \frac{|W_{H_1}^{(\ell)}(u_{n-2} u_1)| - |W_{H_2}^{(\ell)}(u_1 u_2)|}{\rho^{\ell+1}} \geq \sum_{\ell=a+1}^{\infty} \frac{-2(r-2) (\frac{5}{6}\rho)^{\ell-a-1}}{\rho^{\ell+1}} = \frac{-12(r-2)}{\rho^{a+2}}.$$

Since $a \geq b+2$ and $r \geq 3$, it follows that $\frac{12(r-2)}{\rho^{a+2}} < \frac{1}{\rho^{b+3}}$. Therefore, inequality (30) holds.

Now, by summing the three inequalities (28), (29), and (30), we derive that

$$\sum_{\ell=1}^{\infty} \frac{|W_{H_1}^{(\ell)}(u_{n-2} u_1)| - |W_{H_2}^{(\ell)}(u_1 u_2)|}{\rho^{\ell+1}} > 0.$$

Combining this with equality (27), we can further deduce inequality (26). Therefore, the lemma is established, and this concludes the proof. \square

The following lemma gives a general characterization of graphs in $\mathbb{G}(n, \gamma)$. The non-orientable case of this result was established by Archdeacon and Huneke [1], and its general version, which applies to both orientable and non-orientable surfaces, was proven by Robertson and Seymour [19].

Lemma 4.5 ([1, 19]). *For every closed compact surface, there exists a finite list of graphs such that a graph G is embeddable on this surface if and only if it does not contain any of these graphs as a minor.*

Choose an extremal graph $G^* \in \text{SPEX}(n, \gamma)$. By Theorem 1.1, we have $G^* \in \mathbb{G}(n, \gamma) \cap \mathbb{H}(n, \gamma)$. Let \widetilde{G}^* be an embedding of G^* on a surface Σ^* with Euler genus γ . As discussed at the beginning of this section, \widetilde{G}^* is edge-maximal, cellular, and thus a triangulation.

By Lemma 4.1, for every $u \in V(\widetilde{G}^*)$, there are $d_{\widetilde{G}^*}(u)$ 3-faces incident to u , which together form a wheel of order $d_{\widetilde{G}^*}(u) + 1$. In particular, since $d_{\widetilde{G}^*}(u^*) = n - 1$, \widetilde{G}^* contains a spanning wheel with center u^* and an outer cycle given by $u^{**}u_1u_2 \dots u_{n-2}u^{**}$.

Let H^* be the subgraph induced by $V(G^*) \setminus \{u^*, u^{**}\}$, where u^* and u^{**} are the two dominating vertices in G^* . Then, H^* contains a spanning path $u_1u_2 \dots u_{n-2}$. Based on the above observation, we now present some structural claims for \widetilde{G}^* , some of which are used to prove Theorem 1.2, and others to prove Theorems 1.3 and 1.4.

Claim 4.1. *The number of 3-faces incident to neither u^* nor u^{**} is 2γ .*

Proof. Since \widetilde{G}^* is a triangulation of Σ^* , every edge is incident to exactly two 3-faces. Hence, the total number of 3-faces is $\frac{2}{3}e(\widetilde{G})$, where $e(\widetilde{G}) = 3(n - 2 + \gamma)$ because $G \in \mathbb{H}(n, \gamma)$. By Lemma 4.1, both u^* and u^{**} are incident to $n - 1$ faces, where exactly two faces, $u^*u^{**}u_1$ and $u^*u^{**}u_{n-2}$, are their common faces. Consequently, the number of 3-faces incident to neither u^* nor u^{**} is

$$2(n - 2 + \gamma) - 2(n - 1) + 2 = 2\gamma.$$

Hence, the claim holds. \square

Claim 4.2. *H^* does not contain $K_{1,2\gamma+3}$ as a minor.*

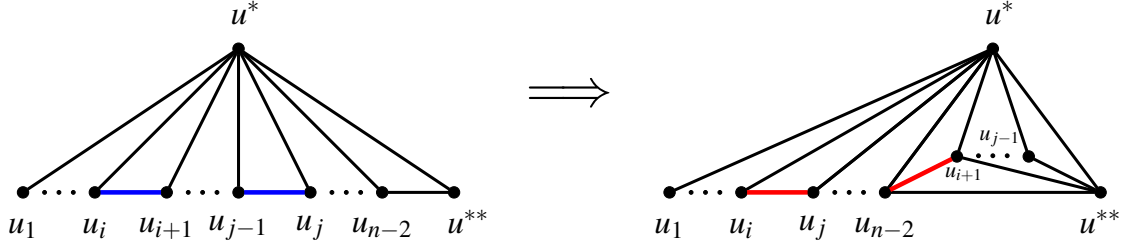
Proof. By Lemma 2.4, $\gamma(K_{3,2\gamma+3}) \geq \gamma + 1$, which implies that $K_{3,2\gamma+3}$ cannot be embedded on any surface with Euler genus γ . Furthermore, by Lemma 4.5, we observe that every graph in $\mathbb{G}(n, \gamma)$ has no $K_{3,2\gamma+3}$ minor. Hence, H^* has no $K_{1,2\gamma+3}$ minor. \square

Recall that every k -vertex with $k \geq 3$ is referred to as a *fork*. A vertex u_k in H^* is called an *internal vertex* if there exist two forks u_i and u_j such that $i < k < j$. A 2-vertex u_k is said to be *contractible* if u_k is an internal vertex such that $u_{k-1}u_{k+1} \notin E(H^*)$.

Claim 4.3. $d_{H^*}(u_1) = d_{H^*}(u_{n-2}) = 1$.

Proof. Note that H^* is obtained from a spanning path $u_1u_2 \dots u_{n-2}$ by adding 3γ edges. Then, there are at most 6γ forks in H^* . For sufficiently large n , there exist consecutive 2-vertices $u_{i+1}, u_{i+2}, \dots, u_{j-1}$ in H^* , with $i \geq 2$, $j \leq n - 3$, and $j - i \geq 3$.

By symmetry, it suffices to show $d_{H^*}(u_{n-2}) = 1$. Define a graph G as follows: $G = G^* - \{u_iu_{i+1}, u_{j-1}u_j\} + \{u_iu_j, u_{i+1}u_{n-2}\}$ (see Figure 6). Let H be the subgraph of G induced by $V(G) \setminus \{u^*, u^{**}\}$. Then, H admits a spanning path $u_1 \dots u_iu_j \dots u_{n-2}u_{i+1} \dots u_{j-1}$. Therefore, we have $G \in \mathbb{H}(n, \gamma)$.

Figure 6: The local edge-switching from H^* to H .

Since \widetilde{G}^* is a triangulation of Σ^* , every edge in \widetilde{G}^* is incident to two 3-faces. Recall that the local embedding round at u^* forms a wheel with an outer cycle $u^{**}u_1u_2\dots u_{n-2}u^{**}$. Since $u_{i+1}, u_{i+2}, \dots, u_{j-1}$ are 2-vertices in H^* , for every $k \in \{i+1, \dots, j-1\}$, u_k and u_{k+1} share exactly two common neighbors: u^* and u^{**} . Thus, $\{u^{**}, u_i, u_{i+1}\}, \dots, \{u^{**}, u_{j-1}, u_j\}$ each forms a 3-face. We now embed G on the surface Σ^* as follows (see Figure 6):

- (a) Replace the $j-i$ faces $\{u^*, u_i, u_{i+1}\}, \dots, \{u^*, u_{j-1}, u_j\}$ with a face $\{u^*, u_i, u_j\}$.
- (b) Replace the $j-i$ faces $\{u^{**}, u_i, u_{i+1}\}, \dots, \{u^{**}, u_{j-1}, u_j\}$ with a face $\{u^{**}, u_i, u_j\}$.
- (c) Replace the face $\{u^*, u_{n-2}, u^{**}\}$ with $2j-2i-1$ faces inside the triangle induced by $\{u^*, u_{n-2}, u^{**}\}$, while keeping all other faces unchanged.

Thus, we obtain a cellular embedding of G on Σ^* , and hence, $G \in \mathbb{G}(n, \gamma) \cap \mathbb{H}(n, \gamma)$. Note that $d_H(u_{n-2}) = d_{H^*}(u_{n-2}) + 1$, $d_H(u_{j-1}) = d_{H^*}(u_{j-1}) - 1$, and $d_H(u_k) = d_{H^*}(u_k)$ for all other $u_k \in V(H)$. Then, $w^{(1)}(H) = w^{(1)}(H^*)$, and in view of (21), we deduce that

$$w^{(2)}(H) - w^{(2)}(H^*) = \sum_{u \in V(H)} (d_H^2(u) - d_{H^*}^2(u)) = 2d_{H^*}(u_{n-2}) - 2d_{H^*}(u_{j-1}) + 2. \quad (34)$$

Recall that $d_{H^*}(u_{j-1}) = 2$. If $d_{H^*}(u_{n-2}) \geq 2$, then $w^{(2)}(H) > w^{(2)}(H^*)$. By Lemma 4.3, this would derive that $\rho(G) > \rho(G^*)$, a contradiction. Thus, we have $d_{H^*}(u_{n-2}) = 1$. \square

Claim 4.4. *There are no consecutive internal 2-vertices in H^* .*

Proof. Suppose, for the sake of contradiction, that there are several consecutive 2-vertices $u_{i+1}, u_{i+2}, \dots, u_{j-1}$ in H^* , with u_i and u_j being two forks, and $j-i \geq 3$. Then, by Claim 4.3, it follows that $i \geq 2$ and $j \leq n-3$.

Define G and its subgraph H as described in the proof of Claim 4.3 (see Figure 6). As shown above, we know that $w^{(1)}(H) = w^{(1)}(H^*)$ and $G \in \mathbb{G}(n, \gamma) \cap \mathbb{H}(n, \gamma)$. Furthermore, by Claim 4.3 and equality (34), we conclude that $w^{(2)}(H) = w^{(2)}(H^*)$.

Note that $E(H) \setminus \{u_i u_j, u_{n-2} u_{i+1}\} = E(H^*) \setminus \{u_i u_{i+1}, u_{j-1} u_j\}$. Moreover, $d_H(u_{n-2}) = d_{H^*}(u_{n-2}) + 1 = 2$, $d_H(u_{j-1}) = d_{H^*}(u_{j-1}) - 1 = 1$, and $d_H(u_k) = d_{H^*}(u_k)$ for all other $u_k \in V(H)$. Then, by the second equality in (21), we deduce that

$$\begin{aligned} & w^{(3)}(H) - w^{(3)}(H^*) \\ &= 2d_H(u_i)d_H(u_j) + 2d_H(u_{j-1})d_H(u_{j-2}) + 2d_H(u_{n-2})(d_H(u_{i+1}) + d_H(u_{n-3})) \\ &\quad - 2d_{H^*}(u_i)d_{H^*}(u_{i+1}) - 2d_{H^*}(u_{j-1})(d_{H^*}(u_{j-2}) + d_{H^*}(u_j)) - 2d_{H^*}(u_{n-2})d_{H^*}(u_{n-3}). \end{aligned}$$

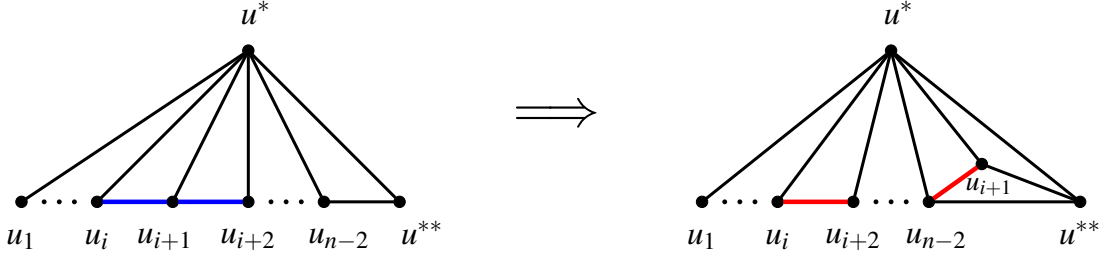


Figure 7: The local edge-switching from H^* to H .

Recall that $d_{H^*}(u_{i+1}) = d_{H^*}(u_{j-2}) = 2$. A straightforward calculation yields:

$$w^{(3)}(H) - w^{(3)}(H^*) = 2(d_{H^*}(u_i) - 2)(d_{H^*}(u_j) - 2) + 2(d_{H^*}(u_{n-3}) - 2) \geq 2. \quad (35)$$

By Lemma 4.3, we have $\rho(G) > \rho(G^*)$, a contradiction. Therefore, the claim holds. \square

Claim 4.5. *If u_{i+1} is an internal 2-vertex, then u_i and u_{i+2} are adjacent forks.*

Proof. Let u_{i+1} be an internal 2-vertex in H^* . Then, by Claim 4.4, both u_i and u_{i+2} are forks. Furthermore, by Claim 4.3, we conclude that $i \geq 2$ and $i + 2 \leq n - 3$,

Suppose to the contrary that $u_i u_{i+2} \notin E(H^*)$. Define G as follows (see Figure 7):

$$G = G^* - \{u_i u_{i+1}, u_{i+1} u_{i+2}\} + \{u_i u_{i+2}, u_{i+1} u_{n-2}\}.$$

Let H be the subgraph induced by $V(G) \setminus \{u^*, u^{**}\}$. Then, $w^{(1)}(H) = w^{(1)}(H^*)$. Observe that Figure 7 is special case of Figure 6 where $j = i + 2$. Using a similar argument as in the proof of Claim 4.3, we conclude that $G \in \mathbb{G}(n, \gamma) \cap \mathbb{H}(n, \gamma)$. Additionally, from (34) and (35), we know that $w^{(2)}(H) = w^{(2)}(H^*)$ and $w^{(3)}(H) > w^{(3)}(H^*)$. By Lemma 4.3, $\rho(G) > \rho(G^*)$, which leads to a contradiction. Therefore, the claim holds. \square

By Claims 4.4 and 4.5, H^* contains no contractible 2-vertices, thereby proving the first statement of Theorem 1.2. Next, we will proceed to demonstrate the remaining two statements of Theorem 1.2.

Claim 4.6. *There exists an H_0 with $|H_0| \leq 9\gamma$ such that $H^* \cong H_0(a, b)$, where $|a - b| \leq 1$.*

Proof. By Claim 4.3, we have $d_{H^*}(u_1) = d_{H^*}(u_{n-2}) = 1$. Recall that there are exactly 3γ edges outside the spanning path $u_1 u_2 \dots u_{n-2}$. Therefore, there are at most 6γ forks.

Since H^* contains at most 6γ forks and no contractible 2-vertices, there are at most 3γ internal 2-vertices. In other words, there exists a based graph H_0 with $|H_0| \leq 9\gamma$ such that $H^* \cong H_0(a, b)$, for positive integers a and b satisfying $a + b + |H_0| = n - 2$.

We now verify that $|a - b| \leq 1$ by contradiction. Assume, without loss of generality, that $a \geq b + 2$. Since $G^* \cong K_2 \nabla H_0(a, b)$, it follows that $K_2 \nabla H_0(a, b) \in \mathbb{G}(n, \gamma) \cap \mathbb{H}(n, \gamma)$. Furthermore, by a similar argument as in the proof of Claim 4.3, we can demonstrate that $K_2 \nabla H_0(a - 1, b + 1) \in \mathbb{G}(n, \gamma) \cap \mathbb{H}(n, \gamma)$.

On the other hand, by Lemma 4.4, we have $\rho(K_2 \nabla H_0(a - 1, b + 1)) > \rho(K_2 \nabla H_0(a, b))$, which contradicts the assumption that $G^* \in \text{SPEX}(n, \gamma)$. Therefore, $|a - b| \leq 1$. \square

By Lemma 4.1, for every $u \in V(\widetilde{G}^*)$, there are exactly $d_{\widetilde{G}^*}(u)$ faces incident to u , which together form a wheel of order $d_{\widetilde{G}^*}(u) + 1$. Denote this wheel by $W(u)$. Furthermore, we define $P(u^*) = W(u^*) - \{u^*, u^{**}\}$ and $P(u^{**}) = W(u^{**}) - \{u^*, u^{**}\}$.

Since $d_{G^*}(u^*) = d_{G^*}(u^{**}) = n - 1$ and $d_{G^*}(u_1) = d_{G^*}(u_{n-2}) = 3$, it follows that both $P(u^*)$ and $P(u^{**})$ are paths of order $n - 2$, with u_1 and u_{n-2} being their endpoints. As assumed earlier, we know that $P(u^*) = u_1 u_2 \dots u_{n-2}$.

Claim 4.7. H^* contains no separate forks, i.e., if u_i is a fork, then either u_{i-1} or u_{i+1} (or both) must also be a fork.

Proof. Since u_i is a fork in H^* , we have $d_{G^*}(u_i) = d_{H^*}(u_i) + 2 \geq 5$, and by Claim 4.6, we know that $3 \leq i \leq n - 4$.

Assume, for contradiction, that $d_{H^*}(u_{i-1}) = d_{H^*}(u_{i+1}) = 2$. Recall that u_1 and u_{n-2} are the two endpoints of $P(u^{**})$. Then, we also have $d_{P(u^{**})}(u_{i-1}) = d_{P(u^{**})}(u_{i+1}) = 2$. It follows that $u_{i-1}u_i, u_i u_{i+1} \in E(P(u^{**}))$. Now, in the embedding graph \widetilde{G}^* , the four 3-faces

$$u^* u_{i-1} u_i, u^* u_i u_{i+1}, u^{**} u_{i-1} u_i, u^{**} u_i u_{i+1}$$

form a wheel of order 5 with its center at u_i and an outer cycle given by $u^* u_{i-1} u^{**} u_{i+1} u^*$. However, by Lemma 4.1, the wheel $W(u_i)$ has order $d_{G^*}(u_i) + 1 \geq 6$, which leads to a contradiction. Therefore, the claim holds. \square

Based on Claims 4.4 through 4.7, we conclude Theorem 1.2, which, along with the seven claims stated above, provides structural characterizations for graphs in $SPEX(n, \gamma)$. These characterizations will be used in the next section to further identify the spectral extremal graphs on the projective plane and the torus.

5 Proofs of Theorems 1.3 and 1.4

In this section, we present the proofs of Theorems 1.3 and 1.4. Before proceeding, we first introduce two lemmas under the assumption that $\gamma \geq 1$ and n is sufficiently large.

Lemma 5.1. For $\gamma \in \{1, 2\}$, we have $K_2 \nabla K_{\gamma+3}^{n-2} \in \mathbb{G}(n, \gamma)$.

Proof. We first prove that $K_2 \nabla K_5^{n-2} \in \mathbb{G}(n, 2)$. Let $H_1 = K_2 \nabla P_{a+1}$ and $H_2 = K_2 \nabla P_{b+1}$ be two plane graphs, where $a = \lceil \frac{n-7}{2} \rceil$ and $b = \lfloor \frac{n-7}{2} \rfloor$. In Figure 1 (a), the embedding of K_7 on the torus is cellular. Let G_1 be the graph obtained from this cellular embedding of K_7 by embedding H_1 into the 3-face $u^* u^{**} v_2$ and H_2 into the 3-face $u^* u^{**} v_3$, such that $v_2 = w_{a+1}$ and $v_3 = u_{b+1}$ (see Figure 8). Consequently, $G_1 \in \mathbb{G}(n, 2)$. Furthermore, we know that $G_1 \cong K_2 \nabla K_5^{n-2}$.

We now prove that $K_2 \nabla K_4^{n-2} \in \mathbb{G}(n, 1)$. Let $H_1 = K_2 \nabla P_{a+1}$ and $H_2 = K_2 \nabla P_{b+1}$ be two plane graphs, where $a = \lceil \frac{n-6}{2} \rceil$ and $b = \lfloor \frac{n-6}{2} \rfloor$. In Figure 1 (b), the embedding of K_6 on the projective plane is cellular. Let G_2 be the graph obtained from this cellular embedding of K_6 by embedding H_1 into the 3-face $u^* u^{**} v_1$ and H_2 into the 3-face $u^* u^{**} v_2$ (see Figure 8). Similarly, we have $G_2 \in \mathbb{G}(n, 1)$, and $G_2 \cong K_2 \nabla K_4^{n-2}$. \square

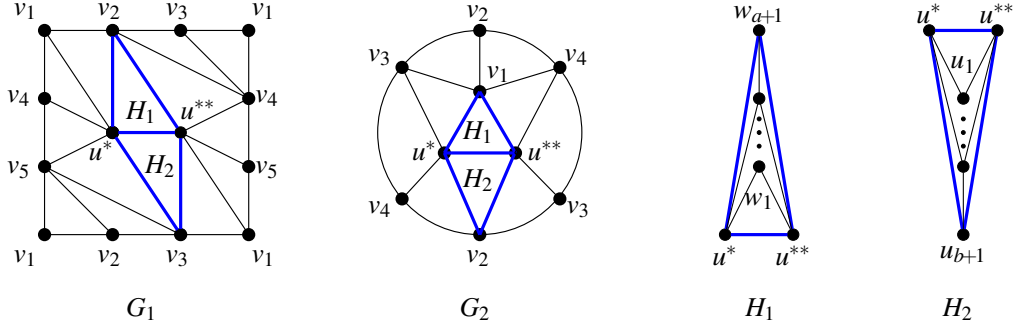


Figure 8: Embeddings of $K_2 \nabla K_{\gamma+3}^{n-2}$ on the torus, where $\gamma \in \{1, 2\}$.

Lemma 5.2. *Let H be a graph of order $n-2$, with $\pi(H)$ being its degree sequence. Then, we have the following statements:*

- (i) *If $\pi(H) = (4, 4, 3, 3, 2, \dots, 2, 1, 1)$, then $w^{(3)}(H) \leq 8n + 106$.*
- (ii) *If $\pi(H) = (5, 5, 4, 4, 4, 2, \dots, 2, 1, 1)$, then $w^{(3)}(H) \leq 8n + 346$.*
- (iii) *If $\pi(H) = (5, 5, 5, 3, 3, 3, 2, \dots, 2, 1, 1)$, then $w^{(3)}(H) \leq 8n + 340$.*
- (iv) *If $\pi(H) = (6, 4, 4, 4, 3, 3, 2, \dots, 2, 1, 1)$, then $w^{(3)}(H) \leq 8n + 332$.*

Moreover, in both cases (i) and (ii), if equality holds, then all forks must form a clique.

Proof. Let H be a graph for which $w^{(3)}(H)$ achieves its maximum among all graphs with the same degree sequence, and let V_k denote the set of k -vertices in H . Observe that $\Delta(H) \leq |V(H) \setminus V_2| \leq 8$ for each of the four cases. Since n is sufficiently large, there exists $w' \in V_2$ such that the distance $d_H(w', w) \geq 4$ for any $w \in V(H) \setminus V_2$. Choose $w'' \in N_H(w')$. Clearly, w'' also belongs to V_2 . We now proceed to prove three claims.

Claim 5.1. *Let w_1 and w_2 be two non-adjacent forks in H . If w_1 has a neighbor of degree two, then $d_H(w) \geq d_H(w_1)$ for any neighbor w of w_2 .*

Proof. Assume that w_1 has a neighbor w_3 of degree two, and let w_4 be any neighbor of w_2 (possibly, $w_3 = w_4$). Based on the choices of w' and w'' , the distance between $\{w_3, w_4\}$ and $\{w', w''\}$ is at least two. Let H' be the graph obtained from H by deleting the edges in $E_1 = \{w_1 w_3, w_2 w_4, w' w''\}$ and adding the edges in $E_2 = \{w_1 w_2, w_3 w', w_4 w''\}$. Clearly, $d_{H'}(w) = d_H(w)$ for each $w \in V(H)$, and thus $\pi(H') = \pi(H)$. It follows from (21) that

$$\begin{aligned} w^{(3)}(H') - w^{(3)}(H) &= \sum_{uv \in E_2} 2d_H(u)d_H(v) - \sum_{uv \in E_1} 2d_H(u)d_H(v) \\ &= 2(d_H(w_1) - d_H(w_4))(d_H(w_2) - 2). \end{aligned}$$

Since $d_H(w_2) > 2$ and $w^{(3)}(H) \geq w^{(3)}(H')$, we have $d_H(w_4) \geq d_H(w_1)$, as required. \square

Claim 5.2. *Let $w_1, w_2, w_3, w_4 \in V(H)$, with $w_1 w_3, w_2 w_4 \in E(H)$ and $w_1 w_2, w_3 w_4 \notin E(H)$. If $d_H(w_1) > d_H(w_4)$, then $d_H(w_2) \leq d_H(w_3)$.*

Proof. Let H'' be the graph obtained from H by deleting the edges in $E_3 = \{w_1 w_3, w_2 w_4\}$ and adding the edges in $E_4 = \{w_1 w_2, w_3 w_4\}$. Clearly, $d_{H''}(w) = d_H(w)$ for all $w \in V(H)$.

Thus, we have $\pi(H'') = \pi(H)$, and it follows from (21) that

$$\begin{aligned} w^{(3)}(H'') - w^{(3)}(H) &= \sum_{uv \in E_4} 2d_H(u)d_H(v) - \sum_{uv \in E_3} 2d_H(u)d_H(v) \\ &= 2(d_H(w_1) - d_H(w_4))(d_H(w_2) - d_H(w_3)). \end{aligned}$$

Since $d_H(w_1) > d_H(w_4)$ and $w^{(3)}(H) \geq w^{(3)}(H'')$, we conclude that $d_H(w_2) \leq d_H(w_3)$. \square

Claim 5.3. *Every fork in H is not adjacent to any 1-vertex.*

Proof. Assume, for the sake of contradiction, that there exist a fork w_1 and a 1-vertex w_3 such that $w_1w_3 \in E(H)$. Moreover, let $w_2 = w'$ and $w_4 = w''$. By the choices of w' and w'' , we have $w_2w_4 \in E(H)$, while $w_1w_2, w_3w_4 \notin E(H)$. Furthermore, $d_H(w_1) > d_H(w_4)$ and $d_H(w_2) > d_H(w_3)$, which contradicts the conclusion of Claim 5.2. \square

We now consider four cases based on the distinct degree sequences.

(i) $\pi(H) = (4, 4, 3, 3, 2, \dots, 2, 1, 1)$.

We first prove that $V_3 \cup V_4$ forms a 4-clique. Suppose, to the contrary, that there exist $w_1, w_2 \in V_3 \cup V_4$ such that $w_1w_2 \notin E(H)$. By Claim 5.3, we can find two 2-vertices w_3 and w_4 such that $w_3 \in N_H(w_1)$ and $w_4 \in N_H(w_2)$. However, $d_H(w_4) = 2 < d_H(w_1)$, which contradicts Claim 5.1. Hence, $V_3 \cup V_4$ is a clique. Recall that $w^{(3)}(H) = \sum_{uv \in E(H)} 2d_H(u)d_H(v)$ and $w^{(3)}(H)$ is maximal. A straightforward calculation yields $w^{(3)}(H) = 8n + 106$.

(ii) $\pi(H) = (5, 5, 4, 4, 4, 2, \dots, 2, 1, 1)$.

We similarly show that $V_4 \cup V_5$ forms a clique. Indeed, if there exist $w_1, w_2 \in V_4 \cup V_5$ such that $w_1w_2 \notin E(H)$, then by the same argument as above, we can arrive at a contradiction with Claim 5.1. Since $V_4 \cup V_5$ is a clique and $w^{(3)}(H)$ is maximal, a straightforward calculation shows that $w^{(3)}(H) = 8n + 346$.

(iii) $\pi(H) = (5, 5, 5, 3, 3, 3, 2, \dots, 2, 1, 1)$.

Firstly, V_5 is a clique. If not, there would exist $w_1, w_2 \in V_5$ such that $w_1w_2 \notin E(H)$. In this case, we could find two 2-vertices w_3 and w_4 such that $w_3 \in N_H(w_1)$ and $w_4 \in N_H(w_2)$. However, since $d_H(w_4) = 2 < d_H(w_1)$, this contradicts Claim 5.1.

Secondly, $w_1w_2 \in E(H)$ for all $w_1 \in V_5$ and $w_2 \in V_3$. If not, there exist $w_1 \in V_5$ and $w_2 \in V_3$ such that $w_1w_2 \notin E(H)$. By Claim 5.3, we can find a 2-vertex $w_3 \in N_H(w_1)$ and a vertex $w_4 \in N_H(w_2)$ that has a degree of less than four. Again, we have $d_H(w_4) < d_H(w_1)$, which contradicts Claim 5.1.

Therefore, the subgraph induced by $V_3 \cup V_5$ must be a connected component that is isomorphic to $K_3 \nabla 3K_1$. A straightforward calculation reveals that $w^{(3)}(H) = 8n + 340$.

(iv) $\pi(H) = (6, 4, 4, 4, 3, 3, 2, \dots, 2, 1, 1)$.

Firstly, the unique 6-vertex, say w_0 , must be adjacent to all vertices in $V_3 \cup V_4$. Otherwise, there would exist a vertex $w_2 \in V_3 \cup V_4$ such that $w_0w_2 \notin E(H)$. Moreover, by Claim 5.3, there exists a 2-vertex $w_3 \in N_H(w_0)$. Then, by Claim 5.1, $d_H(w) \geq d_H(w_0) = 6$ for any $w \in N_H(w_2)$. This is clearly impossible.

Secondly, V_4 induces a triangle. Otherwise, there would exist a pair of non-adjacent 4-vertices, w_1 and w_2 . By Claim 5.3, both w_1 and w_2 have no neighbors in V_1 . Hence, each must have neighbors in $V_2 \cup V_3$. Furthermore, by Claim 5.1, we conclude that neither w_1 nor w_2 have neighbors of degree two, which implies that $N_H(w_1) = N_H(w_2) \supseteq V_3$. Assume that $V_3 = \{w_3, w_4\}$. Then, $N_H(w_3) = N_H(w_4) = \{w_0, w_1, w_2\}$, and thus, $w_3w_4 \notin E(H)$. However, $d_H(w_1) > d_H(w_4)$ and $d_H(w_2) > d_H(w_3)$, which contradicts Claim 5.2.

Based on the previous two statements, we have $d_{V_3}(w) \leq 1$ for each $w \in V_4$, and thus $e(V_4, V_3) \leq 3$. We now state that $e(V_4, V_3) = 3$. Otherwise, there would exist a 4-vertex w_1 such that $d_{V_3}(w_1) = 0$. Now, w_1 must have a neighbor w_3 of degree two. By Claim 5.1, we conclude that $d_H(w) \geq d_H(w_1) = 4$ for any $w_2 \in V_3$ and any $w \in N_H(w_2)$. This implies that every 3-vertex is adjacent to a 6-vertex and two 4-vertices. Thus, $e(V_3, V_4) = 4$, which leads to a contradiction. Hence, $e(V_4, V_3) = 3$, which further implies that $e(V_3) = 0$ and $e(V_3, V_2) = 1$. A straightforward calculation shows that $w^{(3)}(H) = 8n + 332$. \square

Let G^* be an extremal graph in $SPEX(n, \gamma)$, and let H^* be the subgraph induced by $V(G^*) \setminus \{u^*, u^{**}\}$, where u^* and u^{**} are the two dominating vertices of G^* . By Theorem 1.1, H^* is obtained from a spanning path by adding 3γ external edges.

Proof of Theorem 1.3. By Claim 4.2, H^* contain no any $K_{1,2\gamma+3}$ minor. Thus, $\Delta(H^*) \leq 2\gamma + 2$, where $\gamma = 1$. Since H^* is obtained from a spanning path $u_1u_2 \dots u_{n-2}$ by adding only three external edges, H^* has at most three 4-vertices. In this extremal case, every external edge must be incident to two 4-vertices.

We first show that there are at most two 4-vertices in H^* . Assume, for contradiction, that there are three 4-vertices. Then, they would induce a triangle via three external edges, which implies that the 4-vertices cannot be consecutive in the spanning path. Moreover, since every external edge is now incident to two 4-vertices, no other forks can exist besides these three 4-vertices. Hence, all these 4-vertices must be separate forks, which leads to a contradiction with Claim 4.7. Therefore, there are at most two 4-vertices in H^* .

Note that every 4-vertex in H^* is incident to two external edges, and by Claim 4.3, we have $d_{H^*}(u_1) = d_{H^*}(u_{n-2}) = 1$. If H^* contains at most one 4-vertex, then its degree sequence is either $(4, 3, 3, 3, 3, 2, \dots, 2, 1, 1)$ or $(3, 3, 3, 3, 3, 3, 2, \dots, 2, 1, 1)$. However,

$$\pi(K_4^{n-2}) = (4, 4, 3, 3, 2, \dots, 2, 1, 1).$$

Clearly, we have $w^{(1)}(H^*) = w^{(1)}(K_4^{n-2})$, while $w^{(2)}(H^*) < w^{(2)}(K_4^{n-2})$. By Lemma 4.3, we conclude that $\rho(G^*) < \rho(K_2 \nabla K_4^{n-2})$. Moreover, by Lemma 5.1, $K_2 \nabla K_4^{n-2} \in \mathbb{G}(n, 1)$, which leads to a contradiction. Therefore, H^* contains two 4-vertices.

Let u_{i_1} and u_{i_2} be the two 4-vertices. Since H^* contains only three external edges, $u_{i_1}u_{i_2}$ is an external edge, and the other two external edges must be incident to u_{i_1} and u_{i_2} , respectively. Hence, $\pi(H^*) = \pi(K_4^{n-2})$, and thus $w^{(\ell)}(H^*) = w^{(\ell)}(K_4^{n-2})$ for $\ell \in \{1, 2\}$.

Observe that $w^{(3)}(K_4^{n-2}) = 8n + 106$. Thus, we conclude that the four forks in H^* must form a clique; otherwise, it would follow that $\rho(G^*) < \rho(K_4^{n-2})$ by Lemmas 4.3 and 5.2. Consequently, $H^* \cong K_4(a, b)$, where $a + b + 4 = n - 2$. Furthermore, by Lemma 4.4, we conclude that $|a - b| \leq 1$. It follows that $G^* \cong K_2 \nabla K_4^{n-2}$. This completes the proof. \square

Let \widetilde{G}^* be an embedding of G^* on a surface Σ^* with Euler genus γ . Recall that \widetilde{G}^* is a triangulation of Σ^* , and by Lemma 4.1, for every $u \in V(\widetilde{G}^*)$, there are exactly $d_{\widetilde{G}^*}(u)$ 3-faces incident to u , which together form a wheel $W(u)$ of order $d_{\widetilde{G}^*}(u) + 1$.

Proof of Theorem 1.4. Let (d_1, \dots, d_{n-2}) be the decreasing degree sequence of H^* . By Claim 4.2, we have $d_1 \leq 2\gamma + 2$, where $\gamma = 2$. Since \widetilde{G}^* is a triangulation of Σ^* , we can easily derive the following claim.

Claim 5.4. *Let u and v be two vertices in \widetilde{G}^* . The following statements hold.*

- (i) *If $uv \in E(\widetilde{G}^*)$, then exactly two 3-faces are incident to both u and v ;*
- (ii) *If $uv \notin E(\widetilde{G}^*)$, then no 3-faces are incident to both u and v .*

Denote by \mathbb{F} the set of 3-faces in \widetilde{G}^* that are incident to neither u^* nor u^{**} . By Claim 4.1, we know that $|\mathbb{F}| = 2\gamma = 4$. For each $u \in V(\widetilde{G}^*) \setminus \{u^*, u^{**}\}$, let $\mathbb{F}(u)$ denote the subset of \mathbb{F} consisting of all 3-faces incident to u . By Lemma 4.1, \widetilde{G}^* contains a wheel $W(u^*)$, which is the join of u^* and a cycle $u^{**}u_1 \dots u_{n-2}u^{**}$. Thus, $u_1 \dots u_{n-2}$ is a spanning path of H^* , where $d_{H^*}(u_1) = d_{H^*}(u_{n-2}) = 1$, as stated in Claim 4.3.

Claim 5.5. *For every $u_i \in V(H^*)$, $2 \leq i \leq n-3$, we have $|\mathbb{F}(u_i)| = d_{H^*}(u_i) - 2$.*

Proof. Observing the wheel $W(u^*)$, we know that the only two 3-faces incident to u^*u_i are $u^*u_iu_{i-1}$ and $u^*u_iu_{i+1}$. Hence, the two 3-faces incident to $u^{**}u_i$ must be distinct from those incident to u^*u_i . Moreover, by Lemma 4.1, there are exactly $d_{\widetilde{G}^*}(u_i)$ faces incident to u_i . Therefore, $|\mathbb{F}(u_i)| = d_{\widetilde{G}^*}(u_i) - 4 = d_{H^*}(u_i) - 2$. \square

Claim 5.6. *we have $d_1 \leq 5$.*

Proof. Assume, for contradiction, that $d_1 = 6$. In this situation, we first assert that $d_2 \leq 4$. Otherwise, there would exist two vertices, say u_i and u_j , with $d_{H^*}(u_i) = 6$ and $d_{H^*}(u_j) \geq 5$. By Claim 5.5, we have $|\mathbb{F}(u_i)| = 4$ and $|\mathbb{F}(u_j)| \geq 3$; and by Claim 5.4, we know that $|\mathbb{F}(u_i) \cap \mathbb{F}(u_j)| \leq 2$. Thus,

$$|\mathbb{F}(u_i) \cup \mathbb{F}(u_j)| = |\mathbb{F}(u_i)| + |\mathbb{F}(u_j)| - |\mathbb{F}(u_i) \cap \mathbb{F}(u_j)| \geq 5,$$

which contradicts the fact that $|\mathbb{F}| = 4$. Therefore, we conclude that $d_2 \leq 4$.

By Lemma 5.1, $K_2 \nabla K_5^{n-2} \in \mathbb{G}(n, 2)$. Note that $\pi(K_5^{n-2}) = (5, 5, 4, 4, 4, 2, \dots, 2, 1, 1)$ and $e(H^*) = e(P_{n-2}) + 3\gamma = e(K_5^{n-2})$. If $d_4 \leq 3$, it is clear that $w^{(2)}(H^*) < w^{(2)}(K_5^{n-2})$, and by Lemma 4.3, $\rho(G^*) < \rho(K_2 \nabla K_5^{n-2})$, a contradiction. Hence, we have $d_4 = 4$.

Since H^* is obtained from its spanning path by adding six edges within $\{u_2, \dots, u_{n-3}\}$, its degree sequence must be either $(6, 4, 4, 4, 4, 2, \dots, 2, 1, 1)$ or $(6, 4, 4, 4, 3, 3, 2, \dots, 2, 1, 1)$. If the former case occurs, then the subgraph induced by the six external edges is isomorphic to $K_1 \nabla 2K_2$. Now, none of the four 4-vertices can be consecutive with the 6-vertex in the spanning path. Hence, the 6-vertex is a separate fork, contradicting Claim 4.7. If the later case occurs, then $w^{(2)}(H^*) = w^{(2)}(K_5^{n-2})$, and all forks cannot form a clique. From Lemma 5.2, we know that $w^{(3)}(H^*) < 8n + 346$, while $w^{(3)}(K_5^{n-2}) = 8n + 346$. By Lemma 4.3, we have $\rho(G^*) < \rho(K_2 \nabla K_5^{n-2})$, a contradiction. Thus, the claim holds. \square

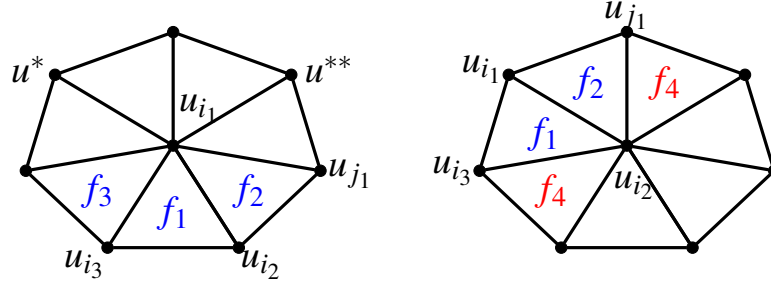


Figure 9: Local embeddings of \widetilde{G}^* : $W(u_{i_1})$ and $W(u_{i_2})$.

Claim 5.7. *We have $d_3 \leq 4$.*

Proof. Assume, for contradiction, that $d_3 = 5$. Recall that H^* is obtained from a spanning path by adding six external edges within $\{u_2, \dots, u_{n-3}\}$. Then the three 5-vertices say, u_{i_1} , u_{i_2} , and u_{i_3} , must induce a triangle through three external edges. Furthermore, these three 5-vertices each must be incident to exactly one of the remaining three external edges. Hence, we may assume that $u_{i_k}u_{j_k}$, for $k \in \{1, 2, 3\}$, are the remaining three external edges, where $2 \leq j_k \leq n-3$. Based on the choices of u_{j_1} , u_{j_2} , and u_{j_3} , we conclude that $\pi(H^*)$ can only be one of the following degree sequences:

$$(5, 5, 5, 5, 2, \dots, 2, 1, 1), (5, 5, 5, 4, 3, 2, \dots, 2, 1, 1), \text{ or } (5, 5, 5, 3, 3, 3, 2, \dots, 2, 1, 1).$$

If the first case occurs, then each of these six external edges must be incident to two of the four 5-vertices, which implies that all four forks are mutually separate in the spanning path, contradicting Claim 4.7. If the third case occurs, then $w^{(2)}(H^*) = w^{(2)}(K_5^{n-2})$ and all forks cannot form a clique. By Lemma 5.2, we have $w^{(3)}(H^*) < 8n + 346 = w^{(3)}(K_5^{n-2})$, and by Lemma 4.3, we get $\rho(G^*) < \rho(K_2 \nabla K_5^{n-2})$, which also leads to a contradiction.

It remains the case that $\pi(H^*) = (5, 5, 5, 4, 3, 2, \dots, 2, 1, 1)$. Now, $u_{j_1} = u_{j_2}$, and it is a 4-vertex. By Claim 5.5, $|\mathbb{F}(u_{j_1})| = 2$, and $|\mathbb{F}(u_{i_k})| = 3$ for $k \in \{1, 2, 3\}$. Clearly,

$$4 = |\mathbb{F}| \geq |\mathbb{F}(u_{i_1}) \cup \mathbb{F}(u_{i_2})| = |\mathbb{F}(u_{i_1})| + |\mathbb{F}(u_{i_2})| - |\mathbb{F}(u_{i_1}) \cap \mathbb{F}(u_{i_2})|,$$

which implies that $|\mathbb{F}(u_{i_1}) \cap \mathbb{F}(u_{i_2})| \geq 2$. Combining Claim 5.4 gives $|\mathbb{F}(u_{i_1}) \cap \mathbb{F}(u_{i_2})| = 2$. Similarly, we also have $|\mathbb{F}(u_{i_k}) \cap \mathbb{F}(u_{i_3})| = 2$ and $|\mathbb{F}(u_{i_k}) \cap \mathbb{F}(u_{j_1})| \geq 1$ for $k \in \{1, 2\}$.

Note that $d_{\widetilde{G}^*}(u_{i_1}) = d_{\widetilde{G}^*}(u_{i_2}) = 7$. By Lemma 4.1, both $W(u_{i_1})$ and $W(u_{i_2})$ are wheels of order 8 (see Figure 9). Since $|\mathbb{F}(u_{i_1})| = 3$, we conclude that u^* and u^{**} must be in the external 7-cycle of $W(u_{i_1})$, but cannot be consecutive. Moreover, for $k \in \{2, 3\}$, u_{i_k} cannot be consecutive with u^* or u^{**} , since $|\mathbb{F}(u_{i_1}) \cap \mathbb{F}(u_{i_k})| = 2$. Furthermore, u_{i_2} must be consecutive with u_{i_3} , as otherwise we would have

$$|\mathbb{F}(u_{i_1})| \geq |\mathbb{F}(u_{i_1}) \cap \mathbb{F}(u_{i_2})| + |\mathbb{F}(u_{i_1}) \cap \mathbb{F}(u_{i_3})| = 4.$$

Recall that $|\mathbb{F}(u_{i_1}) \cap \mathbb{F}(u_{j_1})| \geq 1$. Then, u_{j_1} also belongs to this 7-cycle, but cannot be placed between u^* and u^{**} . Without loss of generality, we assume that u_{j_1} is positioned between u_{i_2} and u^{**} (see Figure 9).

Since $|\mathbb{F}(u_{j_1})| = 2$ and $|\mathbb{F}(u_{i_k})| = 3$ for $k \in \{2, 3\}$, there exist three faces, say f_4, f_5, f_6 , with $f_4 \in \mathbb{F}(u_{j_1}) \setminus \{f_2\}$, $f_5 \in \mathbb{F}(u_{i_2}) \setminus \{f_1, f_2\}$, and $f_6 \in \mathbb{F}(u_{i_3}) \setminus \{f_1, f_3\}$. However, since $|\mathbb{F}| = 4$, there exists only one 3-face in $\mathbb{F} \setminus \{f_1, f_2, f_3\}$. Thus, $f_4 = f_5 = f_6$, and this 3-face must be $u_{i_2}u_{i_3}u_{j_1}$. This implies that f_4 belongs to the wheel $W(u_{i_2})$. But now, we cannot find a position for f_4 (see Figure 9). Therefore, we conclude that $d_3 \leq 4$. \square

Now, by Claims 5.6 and 5.7, we know that $d_1 \leq 5$ and $d_3 \leq 4$. Recall that $\pi(K_5^{n-2}) = (5, 5, 4, 4, 4, 2, \dots, 2, 1, 1)$ and $e(H^*) = e(K_5^{n-2})$. If $d_2 \leq 4$ or $d_3 \leq 3$, then it is clear that $w^{(2)}(H^*) < w^{(2)}(K_5^{n-2})$. By Lemma 4.3, we have $\rho(G^*) < \rho(K_2 \nabla K_5^{n-2})$, a contradiction. Hence, we have $d_1 = d_2 = 5$ and $d_3 = 4$. By a similar argument, we can further deduce that $d_4 = d_5 = 4$. Therefore, $\pi(H^*) = \pi(K_5^{n-2})$, and thus $w^{(2)}(H^*) = w^{(2)}(K_5^{n-2})$. Moreover, by Lemma 5.2, we have $w^{(3)}(H^*) \leq 8n + 346 = w^{(3)}(K_5^{n-2})$, with equality holding only if the five forks in H^* form a clique. By Lemma 4.3, we conclude that $w^{(3)}(H^*) = w^{(3)}(K_5^{n-2})$. Consequently, $H^* \cong K_5(a, b)$, where $a + b + 5 = n - 2$. By Lemma 4.4, we derive that $|a - b| \leq 1$. It follows that $G^* \cong K_2 \nabla K_5^{n-2}$. This completes the proof. \square

6 Concluding remarks

For a given graph family \mathcal{F} , we denote $ex(n, \mathcal{F})$ as the maximum size of an n -vertex \mathcal{F} -free graph, and $SPEX(n, \mathcal{F})$ as the set of graphs that achieve the maximum spectral radius among all n -vertex \mathcal{F} -free graphs. Additionally, let $EX^G(n, \mathcal{F})$ represent the set of n -vertex \mathcal{F} -free graphs that maximize the number of edges while containing a fixed graph G as a spanning subgraph. Recently, Byrne, Desai, and Tait [4] established a significant theorem in the field of spectral extremal graph theory.

Theorem 6.1 ([4]). *Suppose that $ex(n, \mathcal{F}) = O(n)$, $K_{k+1, \infty}$ is not \mathcal{F} -free, and for sufficiently large n , there exists $H \in EX^{K_{k, n-k}}(n, \mathcal{F})$ satisfying one of the following conditions:*

- (a) $H = K_{k, n-k}$;
- (b) $H = K_k \nabla \overline{K_{n-k}}$;
- (c) $H = K_k \nabla (K_2 \cup \overline{K_{n-k-2}})$;
- (d) $H = K_k \nabla X$ where $e(X) \leq Qn + O(1)$ for some $Q \in [0, 3/4)$ and \mathcal{F} is finite;
- (e) $H = K_k \nabla X$ where $e(X) \leq Qn + O(1)$ for some $Q \in [3/4, \infty)$ and \mathcal{F} is finite;
- (f) The condition (e) holds, all but a bounded number of vertices of X have constant degree d , and $K_k \nabla (\infty \cdot K_{1, d+1})$ is not \mathcal{F} -free.

Then, if (a), (b), or (c) holds, for sufficiently large n , we have $SPEX(n, \mathcal{F}) = H$;

If (d) or (f) holds, then for sufficiently large n , $SPEX(n, \mathcal{F}) \subseteq EX^{K_k \nabla \overline{K_{n-k}}}(n, \mathcal{F})$;

If (e) holds, then for sufficiently large n , all graphs in $SPEX(n, \mathcal{F})$ are of the form $K_k + Y$, where $e(Y) \geq e(X) - O(n^{1/2})$ and $\Delta(Y)$ is bounded in terms of \mathcal{F} .

Theorem 6.1 provides a powerful tool for addressing spectral extremal questions under the condition that $ex(n, \mathcal{F}) = O(n)$. Given a finite graph family \mathbb{H} , let $\mathbb{H}_{\text{minor}}$ denote the family of graphs that contain at least one member of \mathcal{F} as a minor. Clearly, $\mathbb{H}_{\text{minor}}$ is an

infinite family. Theorem 6.1 can be applied to $\mathbb{H}_{\text{minor}}$ if it satisfies one of the conditions (a), (b), or (c). In particular, if $K_k \nabla \overline{K_{n-k}}$ is $\mathbb{H}_{\text{minor}}$ -saturated, then $\text{SPEX}(n, \mathbb{H}_{\text{minor}}) = \{K_k \nabla \overline{K_{n-k}}\}$. In [25], the authors demonstrated that every graph in $\text{SPEX}(n, \mathbb{H}_{\text{minor}})$ must contain $K_k \nabla \overline{K_{n-k}}$ as a spanning subgraph, where $k = \min_{H \in \mathbb{H}} (|V(H)| - \alpha(H) - 1)$ and $\alpha(H)$ denotes the independence number of H .

By Lemma 4.5, a graph G belongs to $\mathbb{G}(n, \gamma)$ if and only if there exists a finite graph family \mathbb{H} such that graph G is $\mathbb{H}_{\text{minor}}$ -free. We observe that while Theorem 6.1 provides valuable insights, it does not directly generalize to Theorem 1.1. This limitation arises from the structure of the subgraph induced by $V(G)$, which, after removing two dominating vertices, contains $\Theta(n)$ edges, while $\mathbb{H}_{\text{minor}}$ is not finite. In addition, we require a more precise structure of G , specifically $K_2 \nabla P_{n-2}$, along with an additional 3γ edges. This is accomplished through a technical iterative construction and a thorough analysis of edge-face relationships in cellular embeddings, with Definition 2.1 and Claim 3.5 offering crucial insights into the construction and embedding analysis of graphs on surfaces.

Many graphs constructible in this way are embeddable on a surface with Euler genus γ . The set of such graphs are denoted as $\mathbb{G}(n, \gamma) \cap \mathbb{H}(n, \gamma)$. However, Theorem 1.1 shows that the spectral radii of these graphs are very close to one another. Consequently, our next challenge is to ascertain their maximum spectral radius. Lemmas 4.2, 4.3, and 4.4 offer a valuable framework for tackling this issue. This approach shifts the focus from an exceptionally complex comparison of spectral radii to a more manageable assessment of the number of ℓ -walks, particularly when $\ell = \Omega(n)$, thereby facilitating the analysis. Building on these observations and technical analysis, we derive Theorems 1.2, 1.3, and 1.4, which provide a more precise characterization of $\text{SPEX}(n, \gamma)$. We conclude this paper by presenting the following problem.

Problem 6.1. *Give a complete characterization of $\text{SPEX}(n, \gamma)$ for sufficiently large n .*

References

- [1] D. Archdeacon, P. Huneke, A Kuratowski theorem for nonorientable surfaces, *J. Combin. Theory Ser. B* **46** (1989) 173–231.
- [2] J.A. Bondy, U.S.R. Murty, Graph Theory, Springer-Verlag, Berlin, 2008.
- [3] B.N. Boots, G.F. Royle, A conjecture on the maximum value of the principal eigenvalue of a planar graph, *Geogr. Anal.* **23** (1991) 276–282.
- [4] J. Byrne, D.N. Desai, M. Tait, A general theorem in spectral extremal graph theory, arXiv:2401.07266, to appear in *Trans. Amer. Math. Soc.*
- [5] D.S. Cao, A. Vince, The spectral radius of a planar graph, *Linear Algebra Appl.* **187** (1993) 251–257.
- [6] D. Cvetković, P. Rowlinson, The largest eigenvalue of a graph: A survey, *Linear Multilinear Algebra* **28** (1990) 3–33.

- [7] G.A. Dirac, A property of 4-chromatic graphs and some remarks on critical graphs, *J. London Math. Soc.* **27** (1952) 85–92.
- [8] R. Duke, The genus, regional number, and Betti number of a graph, *Canad. J. Math.* **18** (1966) 817–822.
- [9] Z. Dvořák, B. Mohar, Spectral radius of finite and infinite planar graphs and of graphs of bounded genus, *J. Combin. Theory Ser. B* **100** (2010), no. 6, 729–739.
- [10] M.N. Ellingham, X.Y. Zha, The spectral radius of graphs on surfaces, *J. Combin. Theory, Ser. B* **78** (2000) 45–56.
- [11] D. Gonçalves, Covering planar graphs with forests, one having bounded maximum degree, *J. Combin. Theory Ser. B* **99** (2009) 314–322.
- [12] B. Guiduli, Spectral extrema for graphs, Ph.D. thesis, University of Chicago, 1996.
- [13] Y. Hong, On the spectral radius and the genus of graphs, *J. Combin. Theory Ser. B* **65** (1995) 262–268.
- [14] Y. Hong, Upper bounds of the spectral radius of graphs in terms of genus, *J. Combin. Theory, Ser. B* **74** (1998) 153–159.
- [15] V. Nikiforov, Some inequalities for the largest eigenvalue of a graph, *Combin. Probab. Comput.* **11** (2002), no. 2, 179–189.
- [16] G. Ringel, Map Color Theorem, Springer-Verlag, Berlin, 1974.
- [17] G. Ringel, Das geschlecht des vollständigen paaren graphen, *Abh. Math. Sem. Univ. Hamburg* **38** (1965) 139–150.
- [18] G. Ringel, Der vollständige paaare graph auf nichtorientierbaren flächen, *J. Reine Angew. Math.* **220** (1965) 89–93.
- [19] N. Robertson, P.D. Seymour, Graph minors VIII: A Kuratowski theorem for general surfaces, *J. Combin. Theory Ser. B* **48** (1990) 255–288.
- [20] P. Rowlinson, On the maximal index of graphs with a prescribed number of edges, *Linear Algebra Appl.* **110** (1988) 43–53.
- [21] S. Stahl, Generalized embedding schemes, *J. Graph Theory* **2** (1978) 41–52.
- [22] M. Tait, J. Tobin, Three conjectures in extremal spectral graph theory, *J. Combin. Theory Ser. B* **126** (2017) 137–161.
- [23] K. Wagner, Über eine Erweiterung des Satzes von Kuratowski, *Deutsche Mathematik* **2** (1937) 280–285.
- [24] D.B. West, Introduction to graph theory, 2nd Ed. Prentice Hall, Inc., NJ, 2001.
- [25] M.Q. Zhai, L.F. Fang, H.Q. Lin, Extremal eigenvalues with respect to graph minors, arXiv:2404.13389v2, to appear in *J. Combin. Theory Ser. A*.
- [26] W.Q. Zhang, Walks, infinite series and spectral radius of graphs, arXiv:2406.07821.