

# Inference from high-frequency data: A subsampling approach\*

K. Christensen<sup>†</sup>    M. Podolskij<sup>‡†</sup>    N. Thamrongrat<sup>§</sup>    B. Veliyev<sup>†</sup>

August, 2016

## Abstract

In this paper, we show how to estimate the asymptotic (conditional) covariance matrix, which appears in central limit theorems in high-frequency estimation of asset return volatility. We provide a recipe for the estimation of this matrix by subsampling; an approach that computes rescaled copies of the original statistic based on local stretches of high-frequency data, and then it studies the sampling variation of these. We show that our estimator is consistent both in frictionless markets and models with additive microstructure noise. We derive a rate of convergence for it and are also able to determine an optimal rate for its tuning parameters (e.g., the number of subsamples). Subsampling does not require an extra set of estimators to do inference, which renders it trivial to implement. As a variance-covariance matrix estimator, it has the attractive feature that it is positive semi-definite by construction. Moreover, the subsampler is to some extent automatic, as it does not exploit explicit knowledge about the structure of the asymptotic covariance. It therefore tends to adapt to the problem at hand and be robust against misspecification of the noise process. As such, this paper facilitates assessment of the sampling errors inherent in high-frequency estimation of volatility. We highlight the finite sample properties of the subsampler in a Monte Carlo study, while some initial empirical work demonstrates its use to draw feasible inference about volatility in financial markets.

**JEL Classification:** C10; C80.

**Keywords:** bipower variation; high-frequency data; microstructure noise; positive semi-definite estimation; pre-averaging; stochastic volatility; subsampling.

---

\*We thank Yacine Aït-Sahalia (co-managing editor), Ilze Kalnina, Per Mykland, two anonymous referees, participants at the “Market Microstructure and High-Frequency Data” meeting in Chicago, USA; the “High-Frequency Financial Econometrics” conference in Barcelona, Spain; the AHOI workshop at Imperial College, London, UK; the Dynstoch workshop in Lund, Sweden; the “Econometrics of High-Dimensional Risk Networks” conference at the Stevanovich Center in Chicago, USA; the “9th International Conference on Computational and Financial Econometrics” in London, UK; the “9th Annual SoFiE Conference” in Hong Kong, China and in seminars at U. of Padova, Venice and Verona for helpful comments and suggestions. Christensen and Podolskij appreciate research funding from the Danish Council for Independent Research (DFF – 4182-00050). In addition, Podolskij thanks the Villum Foundation for supporting his research on “Ambit fields: Probabilistic properties and statistical inference.” Thamrongrat gratefully acknowledges money from Deutsche Forschungsgemeinschaft through the Research Training Group (RTG – 1953). This work was also supported by CREATES, which is funded by the Danish National Research Foundation (DNRF78). Please address correspondence to: kim@econ.au.dk.

<sup>†</sup>CREATES, Department of Economics and Business Economics, Aarhus University, Fuglesangs Allé 4, 8210 Aarhus V, Denmark.

<sup>‡</sup>Department of Mathematics, Aarhus University, Ny Munkegade 118, 8000 Aarhus C, Denmark.

<sup>§</sup>Institute of Applied Mathematics, Heidelberg University, Im Neuenheimer Feld 294, 69120 Heidelberg, Germany.

## 1. Introduction

Volatility is a key ingredient in the assessment and prediction of financial risk, be it in asset- and derivatives pricing (e.g., Black and Scholes, 1973; Sharpe, 1964), portfolio selection (e.g., Markowitz, 1952), or risk management and hedging (e.g., Jorion, 2006).

Around the turn of the millennium, the advent of financial high-frequency data led to a surge in the nonparametric measurement of volatility (see, e.g., Andersen, Bollerslev, and Diebold, 2010; Barndorff-Nielsen and Shephard, 2007). High-frequency data are recorded at the tick-by-tick level and store information about the time, price (i.e., a bid-ask quote or transaction price), and size of individual orders and executions. In theory, the harnessing of high-frequency information leads to a perfect, error-free measure of ex-post volatility via the realized variance; a sum of squared intraday log-returns (e.g., Andersen and Bollerslev, 1998; Barndorff-Nielsen and Shephard, 2002).

After the initial—pioneering—work, the literature turned towards addressing two inherent shortcomings of realized variance. Firstly, realized variance can only estimate quadratic variation, and it does not separate continuous, diffusive volatility from discontinuous jump risk. This motivated the development and application of estimators that can robustly measure very general functionals of volatility, also in the presence of jumps (e.g., Aït-Sahalia and Jacod, 2012; Andersen, Dobrev, and Schaumburg, 2012; Barndorff-Nielsen and Shephard, 2004; Barndorff-Nielsen, Graversen, Jacod, Podolskij, and Shephard, 2006; Christensen, Oomen, and Podolskij, 2010; Corsi, Pirino, and Renò, 2010; Mancini, 2009; Mykland, Shephard, and Sheppard, 2012). Secondly, when applied to tick-by-tick data realized variance is severely biased by common sources of noise, which form an integral part of any realistic model for securities' prices (e.g., Hansen and Lunde, 2006b; Zhou, 1996). This paved the way for the next cohort of estimators that were designed to be more resistant to noise, e.g., Aït-Sahalia, Mykland, and Zhang (2005); Barndorff-Nielsen, Hansen, Lunde, and Shephard (2008); Jacod, Li, Mykland, Podolskij, and Vetter (2009); Podolskij and Vetter (2009a); Zhang (2006). As such, much progress has been made and today there is no shortage of estimators that can provide consistent estimates of volatility functionals in various contexts (either plain vanilla, or robustly to jumps or noise—or both).

The large battery of estimators at our disposal also brings with it an increasing demand for assessing estimation errors and drawing inference about volatility—e.g., in the form of confidence intervals or hypothesis

tests. This is because whether the sample is small or large, as long as it is finite, there is necessarily some sampling error left in the estimate, and when confidence intervals are computed in practice, high-frequency estimators of volatility are often found to contain sizable errors (e.g., Barndorff-Nielsen, Hansen, Lunde, and Shephard, 2008). The distinction between a realized measure of volatility and its population target is critical, because failing to properly take sampling uncertainty into account can severely distort parameter estimation of stochastic volatility models and be detrimental to the construction and evaluation of forecasts of volatility (e.g., Andersen and Bollerslev, 1998; Andersen, Bollerslev, and Meddahi, 2005, 2011; Hansen and Lunde, 2006a, 2014; Patton, 2011).

There are several problems associated with drawing inference about volatility functionals in high-frequency data. The first and foremost is of course to figure out the relevant distribution theory. The next hurdle is then to find a good proxy for the asymptotic (conditional) variance of the estimator. This is a formidable challenge in practice, because the asymptotic variance often depends on parameters that are substantially more difficult to back out from the available sample of high-frequency data. The expression for the asymptotic variance typically also rests heavily on the properties of the data and it is bound to change depending on these. This is an unpleasant concern with real high-frequency data, which are contaminated by market microstructure frictions. While the noise is often assumed to be i.i.d. and independent of the efficient price, there is some empirical and theoretical support for a serially correlated, heteroscedastic, and, potentially, endogenous noise process at the tick level (e.g., Aït-Sahalia, Mykland, and Zhang, 2011; Diebold and Strasser, 2013; Hansen and Lunde, 2006b; Kalnina and Linton, 2008). An estimator of the asymptotic variance designed for i.i.d. and independent noise can not be expected to give valid inference, if the underlying conditions are violated. In practice, it is not trivial to verify the conditions imposed on the noise (e.g., Hautsch and Podolskij, 2013), which makes it more pressing to find estimators that are robust against modeling criteria. Finally, in multivariate analysis, inference would at some stage require an estimate of the asymptotic covariance matrix. Here, the proposed estimator should ideally be positive semi-definite, while, in contrast, some existing estimators of the asymptotic covariance matrix in the high-frequency setting are not assured to be that. As we show in this paper, this runs smack into problems in practically relevant and realistic settings (see Table 1 in Section 4).

In this paper, we propose to use subsampling for assessing the uncertainty embedded in high-frequency

estimation of functionals of financial volatility. Subsampling is based on creating several—properly rescaled—estimates of the parameter(s) of interest using local stretches of sample data and then studying the sampling variation of these. It was originally developed in the context of stationary time series in the long-span domain (e.g., Politis and Romano, 1994; Politis, Romano, and Wolf, 1999). The term appeared in the high-frequency literature in Zhang, Mykland, and Aït-Sahalia (2005), who proposed a two-scale realized variance based on price subsampling. This is different from traditional subsampling and actually does not work for asymptotic variance estimation, because it leads to an overlapping samples problem in the subsampled returns, causing the subsample estimates to be too strongly correlated in large samples. This was pointed out by Kalnina and Linton (2007) and Kalnina (2011), who propose an inference strategy based on various alternative subsampling schemes, which lead to better asymptotic properties. Kalnina (2015) extends these ideas to inference about a multivariate parameter, while Ikeda (2016) and Varneskov (2016) consider subsample estimation of the asymptotic variance of the realized kernel.

As an inferential tool, subsampling has several attractive features from a practical point of view. First, subsampling is intuitive and relatively easy to compute, because it does not require an extra set of estimators; it uses copies of the original statistic. Second, in the multivariate context, it leads to variance-covariance matrix estimates that are positive semi-definite by construction. And, third, subsampling does not explicitly take the structure of the asymptotic variance into account. It is to a large degree automatic and has an innate ability to adapt to the problem at hand, which makes it highly robust against design criteria, as shown by Kalnina (2011). This type of analysis, where inference is effectively carried out by bypassing the asymptotic variance, is also emphasized by Mykland and Zhang (2017), who propose a so-called Observed Asymptotic Variance, which, as our approach, is based on the comparison of adjacent estimators.

This paper builds on these ideas. It contributes to extant literature in several directions. First, we propose to subsample bipower variation as a means to estimate the asymptotic variance-covariance matrix of this statistic. We devise an estimator, which involves fewer tuning parameters compared to Kalnina (2011). Second, we derive an asymptotic theory within this framework in both frictionless and noisy markets. We show our estimator is consistent under weak assumptions on the data-generating process, accommodating jumps in the price and volatility, while allowing the noise to be either heteroscedastic or autocorrelated. Third, with stronger condi-

tions, we provide a decomposition of the leading errors of the subsampler, from which we get insights about how to configure it by optimally choosing its tuning parameters (e.g., the number of subsamples). This yields a rate of convergence for our statistic; a result that has—to the best of our knowledge—not been derived in earlier work. It reveals that the robustness of subsampling is not free of charge, but leads to a loss of efficiency compared to existing estimators in the form of a slower rate of convergence. It implies a trade-off in that if, for example, one is prepared to use an estimator, which is not positive semi-definite, a better rate can potentially be achieved. Or, if prior knowledge about the asymptotic variance matrix is available or parametric assumptions can be verified from the data, it is typically better to construct estimators which attempt to exploit that information relative to doing subsampling.<sup>1</sup> Still, in finite samples we show in a realistic setting with microstructure noise the subsampler produces convincing results compared to some available alternatives.

The rest of this paper goes as follows. Section 2 introduces the setting. In Section 3, we derive the theory first without and then with noise. In Section 4, we do numerical simulations in order to inspect the finite sample performance of our estimator. In Section 5, we confront our framework with some real high-frequency data, while the Appendix contains the proofs of our results.

## 2. Theoretical framework

We consider a scalar process  $X = (X_t)_{t \geq 0}$ , which represents the log-price of some financial security. It is defined on a filtered probability space  $(\Omega, \mathcal{F}, (\mathcal{F}_t)_{t \geq 0}, \mathbb{P})$  and adapted to  $(\mathcal{F}_t)_{t \geq 0}$ . We assume that  $X$  can be described by a continuous Itô semimartingale (or stochastic volatility model), as expressed by the equation:

$$X_t = X_0 + \int_0^t a_s ds + \int_0^t \sigma_s dW_s, \quad (2.1)$$

where  $X_0$  is the starting price,  $a = (a_t)_{t \geq 0}$  is a predictable and locally bounded drift process,  $\sigma = (\sigma_t)_{t \geq 0}$  is an adapted, càdlàg volatility process, while  $W = (W_t)_{t \geq 0}$  is a standard Brownian motion.<sup>2</sup>

---

<sup>1</sup>To paraphrase Politis, Romano, and Wolf (1999), subsampling is “a robust starting point toward even more refined procedures.”

<sup>2</sup>A basic result in financial economics states that if  $X$  is drawn from an arbitrage-free, frictionless market, it necessarily has a semimartingale structure (e.g., Back, 1991; Delbaen and Schachermayer, 1994). If further  $X$  has continuous sample paths, then weak assumptions ensure that  $X$  can be represented as in Eq. (2.1). Later on, in Section 3.2.1, we provide further details about the robustness of our results, when  $X$  exhibits jumps. We cover the noisy setting with market frictions in Section 3.3.

In these models, natural measures of ex-post volatility can be written, for some suitable function  $f$ ,

$$IV(f)_t = \int_0^t f(\sigma_s) ds, \quad (2.2)$$

i.e. integrated functions of the diffusion coefficient.

We also point out that  $a$  and  $\sigma$  are left unspecified in this paper, and our results are completely nonparametric (within this class of models). While we do not impose assumptions a priori, we sometimes need to add additional, weak regularity conditions on  $\sigma$ , which nevertheless allow for very complex dynamics in the volatility process.

**Assumption (V):**  $\sigma$  is of the form:

$$\begin{aligned} \sigma_t = \sigma_0 &+ \int_0^t \tilde{a}_s ds + \int_0^t \tilde{\sigma}_s dW_s + \int_0^t \tilde{v}_s dB_s \\ &+ \int_0^t \int_E \tilde{\delta}(s, x) 1_{\{|\tilde{\delta}(s, x)| \leq 1\}} (\tilde{\mu} - \tilde{\nu})(ds, dx) + \int_0^t \int_E \tilde{\delta}(s, x) 1_{\{|\tilde{\delta}(s, x)| > 1\}} \tilde{\mu}(ds, dx), \end{aligned} \quad (2.3)$$

where  $\sigma_0$  is its initial value,  $\tilde{a} = (\tilde{a}_t)_{t \geq 0}$ ,  $\tilde{\sigma} = (\tilde{\sigma}_t)_{t \geq 0}$  and  $\tilde{v} = (\tilde{v}_t)_{t \geq 0}$  are adapted, càdlàg stochastic processes, while  $B = (B_t)_{t \geq 0}$  is a standard Brownian motion that is independent of  $W$ . Furthermore,  $(E, \mathcal{E})$  is a Polish space,  $\tilde{\mu}$  is a random measure on  $\mathbb{R}_+ \times E$ , which is independent of  $(W, B)$  and has an intensity measure  $\tilde{\nu}(ds, dx) = ds \tilde{F}(dx)$ , where  $\tilde{F}$  is a  $\sigma$ -finite measure on  $(E, \mathcal{E})$ . Also,  $\tilde{\delta} : \Omega \times \mathbb{R}_+ \times E \rightarrow \mathbb{R}$  is a predictable function and  $(S_k)_{k \geq 1}$  is a sequence of stopping times increasing to  $\infty$  such that  $|\tilde{\delta}(\omega, s, x)| \wedge 1 \leq \tilde{\psi}_k(x)$  for all  $(\omega, s, z)$  with  $s \leq S_k(\omega)$  and  $\int_E \tilde{\psi}_k^2(x) \tilde{F}(dx) < \infty$  for all  $k \geq 1$ .

We are in the high-frequency setting. We suppose that historical data of  $X$  is available in the time frame  $[0, 1]$ , i.e. we set  $t = 1$ . In this interval, we assume that  $X$  is recorded at equidistant time points  $t_i = i/n$ , for  $i = 0, 1, \dots, n$ , so that  $n + 1$  is the total number of log-price observations in the sample. We define the  $n$  increments, or log-returns, of  $X$  as:

$$\Delta_i^n X = X_{i/n} - X_{(i-1)/n}, \quad \text{for } i = 1, \dots, n. \quad (2.4)$$

The asymptotic theory we derive below is then infill, i.e. we are at some point going to let  $n \rightarrow \infty$ .

To maintain a streamlined exposition, we only study the univariate setting in this paper. All of our theoretical results extend directly and without any changes (apart from additional notation) to multivariate  $X$ , if the

sampling times are equidistant, as above, and recorded synchronously across assets, see, e.g., Kalnina (2015) for related research in that direction. If the high-frequency data are randomly spaced and asynchronous, our results are probably still true using a previous-tick rule to align prices and under suitable assumptions on the regularity on the observation grid of individual assets, e.g., Christensen, Podolskij, and Vetter (2013).

## 2.1. Bipower variation

The econometric challenge is that the objects appearing in Eq. (2.2) are latent, but they can be estimated from the available sample of high-frequency data in Eq. (2.4). A popular statistic, which is well-suited to do this, is the bipower variation of Barndorff-Nielsen and Shephard (2004).<sup>3</sup> Here, we adopt the more general definition of bipower variation from Barndorff-Nielsen, Graversen, Jacod, Podolskij, and Shephard (2006):<sup>4</sup>

$$V(f, g)^n = \frac{1}{n} \sum_{i=1}^{n-1} f(\sqrt{n}\Delta_i^n X) g(\sqrt{n}\Delta_{i+1}^n X), \quad (2.5)$$

where  $f = (f_1, \dots, f_m)'$  and  $g = (g_1, \dots, g_m)'$  are  $\mathbb{R}^m$ -valued functions. Note that in Eq. (2.5) the multiplication is understood to be done element-by-element. Moreover, the components of  $f = (f_1, \dots, f_m)'$  and  $g = (g_1, \dots, g_m)'$  are assumed to fulfill a condition, which we state with a generic function  $h$ .

**Assumption (K):**  $h : \mathbb{R} \mapsto \mathbb{R}$  is even and continuously differentiable. Moreover, both  $h$  and its derivative  $h'$  are at most of polynomial growth.

Assumption (V) and (K) are standard conditions for the validity of central limit theorems for classical high-frequency statistics; see, e.g., BGJPS6. The following proposition, which is adapted from that paper, then describes the limiting properties of bipower variation.

**Proposition 2.1** *Assume that  $X$  is a continuous Itô semimartingale as in Eq. (2.1), where the volatility process  $\sigma$  follows Assumption (V) and Assumption (K) is true for each component of  $f = (f_1, \dots, f_m)'$  and  $g = (g_1, \dots, g_m)'$ . Then, as  $n \rightarrow \infty$ , it holds that*

$$\sqrt{n} \left( V(f, g)^n - V(f, g) \right) \xrightarrow{d_s} \text{MN}(0, \Sigma), \quad (2.6)$$

---

<sup>3</sup>Note that bipower variation is nested within a broader class of multipower variations, which adds additional lags in Eq. (2.5), see, e.g., Barndorff-Nielsen and Shephard (2004). Our theoretical results extend to this framework.

<sup>4</sup>As we frequently cite this paper, it will henceforth be referred to as BGJPS6.



where

$$V(f, g) = \int_0^1 \rho_{\sigma_s}(f) \rho_{\sigma_s}(g) ds, \quad (2.7)$$

and “ $\xrightarrow{d_s}$ ” means convergence in law stably (as described below). Moreover,  $\rho_x(f) = \mathbb{E}[f(xZ)]$  for  $x \in \mathbb{R}$  and  $Z \sim \mathcal{N}(0, 1)$ . Finally,  $\Sigma$  is the  $m \times m$  asymptotic conditional covariance matrix, which has elements

$$\begin{aligned} \Sigma_{ij} = \int_0^1 & \left[ \rho_{\sigma_s}(f_i f_j) \rho_{\sigma_s}(g_i g_j) + \rho_{\sigma_s}(f_i) \rho_{\sigma_s}(g_j) \rho_{\sigma_s}(f_j g_i) \right. \\ & \left. + \rho_{\sigma_s}(f_j) \rho_{\sigma_s}(g_i) \rho_{\sigma_s}(f_i g_j) - 3 \rho_{\sigma_s}(f_i) \rho_{\sigma_s}(f_j) \rho_{\sigma_s}(g_i) \rho_{\sigma_s}(g_j) \right] ds. \end{aligned} \quad (2.8)$$

**Proof.** See BGJPS6.

The proposition provides the foundation for making inference about bipower variation. It shows that  $V(f, g)^n$  is consistent for  $V(f, g)$ . The asymptotic distribution of  $V(f, g)^n$  is mixed normal, i.e. it has a random variance-covariance matrix  $\Sigma$ , which is independent from the randomness of the normal distribution. To transform this into a probabilistic statement based on the standard normal distribution, it would be tempting to look at Eq. (2.6) and deduce that, assuming  $\Sigma$  is invertible,  $\Sigma^{-1/2} \sqrt{n} (V(f, g)^n - V(f, g)) \xrightarrow{d} \mathcal{N}(0, I_m)$ , where “ $\xrightarrow{d}$ ” is convergence in law and  $I_m$  is the  $m$ -dimensional identity matrix. We cannot readily jump to this conclusion from the regular definition of convergence in law, however, unless  $\Sigma$  is constant. In our setting, where  $\Sigma$  is stochastic, we therefore exploit an alternative, stronger type of convergence, which recovers the above feature.

More formally, let  $Z_n$  be a sequence of random variables. Also, let  $Z$  be a random variable, which is defined on some appropriate extension  $(\Omega', \mathcal{F}', \mathbb{P}')$  of the original space  $(\Omega, \mathcal{F}, \mathbb{P})$ .  $Z_n$  is then said to converge stably to  $Z$ , and we shall write  $Z_n \xrightarrow{d_s} Z$ , if for any bounded, continuous function  $h$  and any bounded,  $\mathcal{F}$ -measurable random variable  $Y$ , the convergence  $\mathbb{E}[Y h(Z_n)] \rightarrow \mathbb{E}[Y h(Z)]$  holds, as  $n \rightarrow \infty$ . It follows that stable convergence implies convergence in law by taking  $Y = 1$ . We refer to Jacod and Protter (2012) for further details of this concept.

Proposition 2.1 is based on Assumption **(K)**, which assumes  $f$  and  $g$  are differentiable. It can be extended to non-differentiable functions, given Assumption **(H')** and **(K')** from BGJPS6. Assumption **(H')** says  $\sigma$  should be bounded away from zero, while Assumption **(K')** puts restrictions on the set, where  $f$  and  $g$  are not differ-



entiable. We refer to BGJPS6 for a concise, mathematical statement of these conditions. Throughout the paper, we explain how this weaker setting affects our results.

A prime example that falls in the latter group is the original bipower variation of Barndorff-Nielsen and Shephard (2004). It is based on the summation of products of the absolute value of adjacent high-frequency returns and sets  $f_k(x) = |x|^{q_k}$  and  $g_k(x) = |x|^{r_k}$ , for  $1 \leq k \leq m$  and  $q_k, r_k \geq 0$ . As it is extensively used in applied work, we sometimes restrict attention to this class of estimators below. To distinguish this “pure” bipower variation from the general one, we write this version as  $V(q, r)^n$ , where  $q = (q_1, \dots, q_m)'$  and  $r = (r_1, \dots, r_m)'$  are  $m$ -dimensional vectors, whose coordinates index the powers:

$$V(q_k, r_k)^n = \frac{1}{n} \sum_{i=1}^{n-1} |\sqrt{n}\Delta_i^n X|^{q_k} |\sqrt{n}\Delta_{i+1}^n X|^{r_k} \xrightarrow{p} V(q_k, r_k) = \mu_{q_k} \mu_{r_k} \int_0^1 |\sigma_s|^{q_k+r_k} ds, \quad (2.9)$$

where  $\mu_q = \mathbb{E}[|Z|^q]$  and  $Z \sim N(0, 1)$ . Note that while  $f_k(x) = |x|^{q_k}$  and  $g_k(x) = |x|^{r_k}$  are not differentiable at  $x = 0$ , if  $q_k \leq 1$  or  $r_k \leq 1$ , Proposition 2.1 is nevertheless still true, if  $\sigma > 0$ .

Here,  $\Sigma$  has the form:

$$\Sigma_{ij} = (\mu_{q_i+q_j} \mu_{r_i+r_j} + \mu_{q_i} \mu_{r_j} \mu_{q_j+r_i} + \mu_{q_j} \mu_{r_i} \mu_{q_i+r_j} - 3\mu_{q_i} \mu_{q_j} \mu_{r_i} \mu_{r_j}) \int_0^1 |\sigma_s|^{q_i+q_j+r_i+r_j} ds, \quad (2.10)$$

and the link between Eq. (2.2) and Eq. (2.4) is made apparent.

### 3. Subsample estimation of $\Sigma$

In order to do inference about bipower variation based on Proposition 2.1, we also need to estimate  $\Sigma$ . Although there are some existing estimators out there, they are typically not general enough, or else they are inherently flawed, as outlined below.

For example, assume the goal is to estimate the asymptotic conditional variance-covariance matrix of the pure bipower variation estimator  $V(q_k, r_k)^n$ . The structure of  $\Sigma$  unveiled by Eq. (2.10) implies that here we can do estimation componentwise with a second bipower variation:

$$c_{ij} V(q_i + q_j, r_i + r_j)^n \xrightarrow{p} \Sigma_{ij}, \quad (3.1)$$

where  $c_{ij}$  is a constant that can be determined from Eq. (2.9) – (2.10). This is a direct element-by-element

calculation, which also works for the general case of Eq. (2.8) with some minor modifications. However, this procedure is difficult to adapt to the noisy setting.

Another idea, which is more generally applicable, is to write

$$\gamma_i^n(k) \equiv f_k(\sqrt{n}\Delta_i^n X)g_k(\sqrt{n}\Delta_{i+1}^n X), \quad (3.2)$$

and set

$$\tilde{\Sigma}_{ij}^n = \frac{1}{n} \sum_{l=2}^{n-3} \sum_{m=-1}^1 (\gamma_l^n(i)\gamma_{l+m}^n(j) - \gamma_l^n(i)\gamma_{l+2}^n(j)). \quad (3.3)$$

Then,  $\tilde{\Sigma}^n \xrightarrow{p} \Sigma$  as given by Eq. (2.8). In contrast to Eq. (3.1), the latter estimator is “automatic,” as it does not depend on explicit knowledge of the asymptotic covariance matrix. It works, because the summands  $\gamma_i^n(k)$  are asymptotically 1-dependent, and the estimator implicitly incorporates covariances up to lag one (hence the index bounds in the last summation). Indeed, we compare a vectorized version of  $\tilde{\Sigma}^n$  to our subsampler in Section 3.2. But, while both of the above estimators are  $\sqrt{n}$ -consistent, neither is positive semi-definite in finite samples. In the noisy setting, this type of construction has been proposed by Podolskij and Vetter (2009a), which we thoroughly analyze in Section 4.

In this paper, we propose to estimate  $\Sigma$  by subsampling of high-frequency data. This was suggested for the asymptotic variance of realized variance in Kalnina and Linton (2007) and its noise-robust two-scale version in Kalnina (2011), following earlier work in the classical time series literature (e.g., Politis and Romano, 1994; Politis, Romano, and Wolf, 1999). Subsampling is an attractive procedure. First, all it does is to compute rescaled copies of the original statistic based on local stretches of high-frequency data, and then it studies the sampling variation of these. This makes it highly intuitive and trivial to implement. Second, it leads to estimators of  $\Sigma$  that are positive semi-definite by construction. This is critical in practice, as shown in Section 4. And third, it has an innate robustness against the statistical properties of microstructure noise, as discussed in Section 3.3.

### 3.1. Subsampling for power variation

In order to develop a complete theory for positive semi-definite estimation of the asymptotic, conditional covariance matrix  $\Sigma$  of bipower variation using subsampling, we will start by analyzing the power variation case,

i.e.  $f = (f_1, \dots, f_m)'$ . This should not only help to build intuition for the general case, but it turns out the results are interesting in their own right, because the rates of convergence differ according to whether we consider power variation, or multipower variation of order bigger than one.

Thus, we define the power variation estimator:

$$V(f)^n = \frac{1}{n} \sum_{i=1}^n f(\sqrt{n} \Delta_i^n X). \quad (3.4)$$

Then, we propose to set:

$$\hat{\Sigma}_n = \frac{1}{L} \sum_{l=1}^L \left( \sqrt{\frac{n}{L}} \left( V_l(f)^n - V(f)^n \right) \right) \left( \sqrt{\frac{n}{L}} \left( V_l(f)^n - V(f)^n \right) \right)', \quad (3.5)$$

where, assuming  $L$  divides  $n$ ,

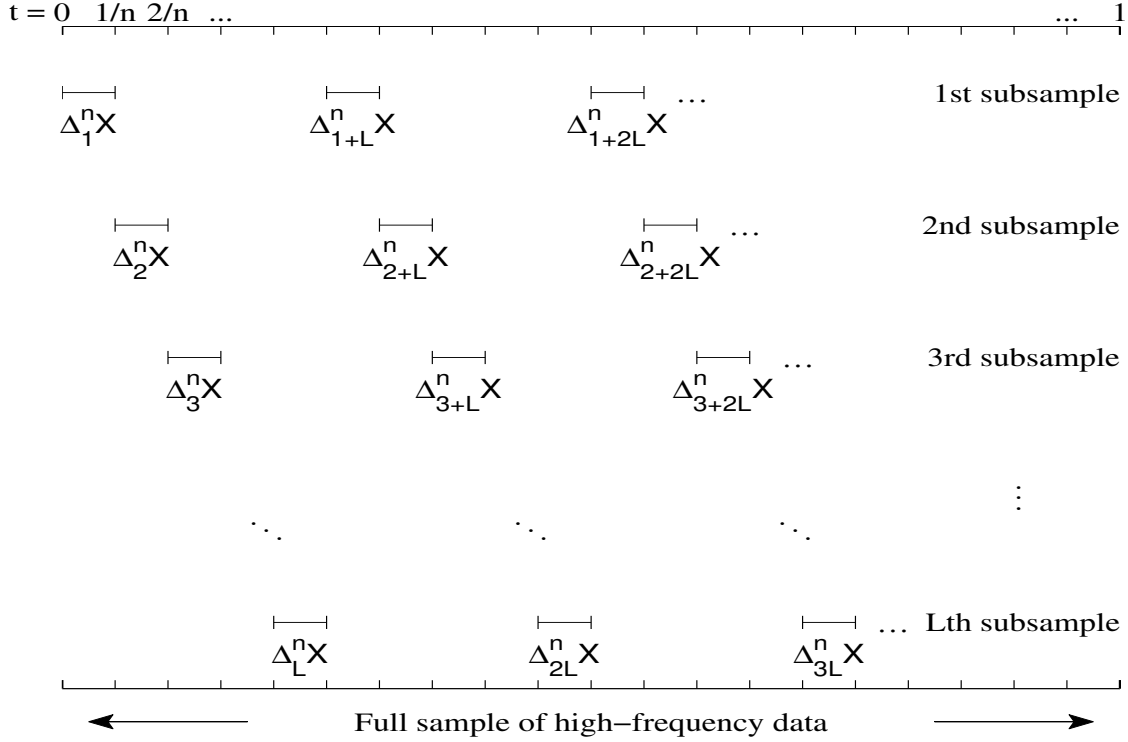
$$V_l(f)^n = \frac{1}{n/L} \sum_{i=1}^{n/L} f(\sqrt{n} \Delta_{(i-1)L+l}^n X). \quad (3.6)$$

In Figure 1, we illustrate the construction of the subsamples for power variation. As the figure shows, we start by splitting the full sample of high-frequency data into  $L$  smaller subsamples. We assign log-returns successively to each subsample, starting from the first and going back to it after the  $L$ th subsample has been reached. We continue this process until the entire sample is exhausted. The  $l$ th subsample therefore consists of the increments  $(\Delta_{(i-1)L+l}^n X)_{i=1, \dots, n/L}$ .

We then compute the statistics  $V_l(f)^n$ , which is the power variation estimator based on the  $l$ th subsample. To estimate  $\Sigma$ , we look at the sampling variation of the  $V_l(f)^n$ 's, after they have been suitably demeaned and scaled, with a standard sample covariance matrix.

As we prove in a moment, we can choose the number of subsamples  $L$ , such that  $\hat{\Sigma}_n$  is a consistent estimator of  $\Sigma$ . Intuitively, under suitable conditions on  $L$ ,  $V_l(f)^n \xrightarrow{p} V(f)$ , where  $V(f) = \int_0^1 \rho_{\sigma_s}(f) ds$ , and its asymptotic distribution (more or less) follows from Proposition 2.1, except that its rate of convergence is  $(n/L)^{-1/2}$ , i.e.  $\sqrt{\frac{n}{L}} \left( V_l(f)^n - V(f) \right) \xrightarrow{d_s} \text{MN}(0, \Sigma)$ . Moreover, as each subsample is based on non-overlapping increments, the  $V_l(f)^n$ 's are, asymptotically, conditionally independent. This suggests that by averaging the sum of outer products of  $\sqrt{\frac{n}{L}} \left( V_l(f)^n - V(f) \right)$ , we should get a consistent estimator of  $\Sigma$ , which is then positive semi-definite by construction.

Figure 1: Infill return subsampling for power variation.



*Note.* The figure shows how the full sample of available high-frequency data  $(\Delta_i^n X)_{i=1}^n$  is split into smaller samples of size  $n/L$  in order to compute subsampled estimates of power variation.

While  $V_l(f)^n$  should in principle be centered around  $V(f)$ , the whole problem to begin with is of course that  $V(f)$  is latent. So it has to be replaced by a consistent estimator to get a feasible estimator of  $\Sigma$  that can be computed from data. In Eq. (3.5), we plug in the full sample power variation estimate  $V(f)^n$ . This does not affect the asymptotics, because  $V(f)^n$  converges much faster than  $V_l(f)^n$ .

We pause here for a moment to reflect a bit on the setup. It turns out that the assumptions of Proposition 2.1 are, by construction, necessary to prove the consistency of  $\hat{\Sigma}_n$ . Moreover, as we show later, they are also sufficient, if  $L \rightarrow \infty$  and  $n/L \rightarrow \infty$ . Indeed, an underlying principle of this paper is that, as long as an associated central limit theorem holds, subsampling can be used to consistently estimate the asymptotic covariance matrix under minimal conditions on the tuning parameters. To be able to derive a convergence rate for  $\hat{\Sigma}_n$  and provide an optimal choice of the parameter  $L$ , however, we need some additional structure, which is not standard in the high-frequency literature.

First, we are going to assume that all of the driving terms in both  $X$  and  $\sigma$  can be modeled as Brownian semimartingales, i.e. we shall require that:

**Assumption (H):**  $\sigma$  is continuous and follows Assumption (V), and each of  $a$ ,  $\tilde{a}$ ,  $\tilde{\sigma}$  and  $\tilde{v}$  is continuous of the form in Eq. (2.3).

The second condition we impose is a highly technical requirement that concerns the Malliavin smoothness of the random variables appearing in Assumption (H). We summarize some selected elements and notations from Malliavin calculus, which are relevant to our paper, in Section A.7 at the end of the Appendix, while the list of necessary conditions for the main text are comprised as Assumption (M).

**Assumption (M):** It holds that for any  $0 \leq t \leq r \leq s$ :  $\sigma_s, \tilde{\sigma}_s, \tilde{v}_s, D_t(\sigma_s), D_t(\tilde{\sigma}_s), D_t(\tilde{v}_s) \in \mathbb{D}_{1,2}$  with

$$\|D_t(\sigma_s)\|_{L^{32}} + \|D_t(\tilde{\sigma}_s)\|_{L^{32}} + \|D_t(\tilde{v}_s)\|_{L^{32}} \leq C, \quad (3.7)$$

$$\|D_t(D_r(\sigma_s))\|_{L^{16}} + \|D_t(D_r(\tilde{\sigma}_s))\|_{L^{16}} + \|D_t(D_r(\tilde{v}_s))\|_{L^{16}} \leq C.$$

Moreover,  $f \in C^3(\mathbb{R})$ , while  $f, f', f''$  and  $f'''$  exhibit polynomial growth.

Note that if the involved processes are solutions to stochastic differential equations, then condition (3.7) is fulfilled given a sufficient smoothness of the corresponding drift term and volatility function. We refer to Eq. (A.47) for the computation of the Malliavin derivative in this case.

The next result then leads to a rate of convergence for  $\hat{\Sigma}_n$ .

**Theorem 3.1** *Assume that  $X$  is a continuous Itô semimartingale as in Eq. (2.1), where Assumption (H) and (M) are true, as is Assumption (K) for each component of  $f = (f_1, \dots, f_m)'$ . As  $n \rightarrow \infty$ ,  $L \rightarrow \infty$ , and  $n/L \rightarrow \infty$ , it holds that*

$$\hat{\Sigma}_n - \Sigma = \underbrace{O_p\left(\frac{1}{\sqrt{L}}\right)}_{\text{CLT}} + \underbrace{O_p\left(\frac{L}{n}\right)}_{\text{blocking}}. \quad (3.8)$$

**Proof.** See Appendix.

Theorem 3.1 presents the leading errors inherent in  $\hat{\Sigma}_n$ . The first term,  $1/\sqrt{L}$ , intuitively follows from a central limit theorem result, because  $\hat{\Sigma}_n$  is an empirical mean of  $L$  asymptotically, conditionally independent

statistics. However, it is not easy to apply this relationship for a formal derivation of the error rate. The second error is more subtle. It comes from freezing the volatility process at the beginning of a subblock of length  $L/n$ . If volatility is assumed to be Hölder continuous of order  $\alpha \in (0, 1]$ , a rough estimate implies an error rate of  $(L/n)^\alpha$ . However, due to the semimartingale structure of  $\sigma$ , we can improve this to  $L/n$  by applying a more refined estimation technique. As such, we should point out that the proof of Theorem 3.1 is much more complex compared to subsampling of i.i.d. observations.

We find the fastest rate of convergence by balancing both errors. This requires:

$$L = O(n^{2/3}), \quad (3.9)$$

such that

$$\hat{\Sigma}_n - \Sigma = O_p(n^{-1/3}). \quad (3.10)$$

In a general model (e.g., where  $\sigma$  is a diffusion process), we believe this rate is sharp and cannot be improved within the context of subsampling high-frequency data, but we shall not attempt to prove it. Of course, if we impose stricter, parametric assumptions, such as  $\sigma_t = \sigma$  is constant and  $\mu_t = 0$ , the rate is faster and gets arbitrarily close to  $n^{-1/2}$ , as here the additional blocking error in Theorem 3.1 drops out, and then we can take  $L = O(n^{1-\epsilon})$ , with  $\epsilon > 0$  arbitrarily small.

We can combine the consistency of  $\hat{\Sigma}_n$  from Theorem 3.1 with the convergence in distribution in Eq. (2.6). If we then appeal to the properties of stable convergence, we get the feasible result:

$$\hat{\Sigma}_n^{-1/2} \sqrt{n} \left( V(f)^n - V(f) \right) \xrightarrow{d} \mathbf{N}(0, I_m), \quad (3.11)$$

which can be used to construct confidence intervals for  $V(f)$  or do hypothesis testing. If the convergence had not been stable in law, this result would not follow in general.

Theorem 3.1 is proved under the assumption that  $\sigma$  is continuous—as are all coefficients of the model—and  $f$  is differentiable. We note again the stable central limit theorem of Proposition 2.1 is also valid for a non-differentiable function  $f$ , and possibly discontinuous volatility process, given Assumption **(H')** and **(K')** from BGJPS6, but it appears out of reach to derive a convergence rate for  $\hat{\Sigma}_n$  here. We can nonetheless show that  $\hat{\Sigma}_n$  still converges in probability to  $\Sigma$  under these weaker conditions, which is relevant for applied work.

**Theorem 3.2** Assume that  $X$  is a continuous Itô semimartingale as in Eq. (2.1), where Assumption **(V)** is true, as are Assumption **(H')** and **(K')** from BGJPS6. As  $n \rightarrow \infty$ ,  $L \rightarrow \infty$ , and  $n/L \rightarrow \infty$ , it holds that

$$\hat{\Sigma}_n \xrightarrow{p} \Sigma. \quad (3.12)$$

**Proof.** See Appendix.

### 3.2. Subsampling for bipower variation

In the previous section, we presented a subsampling estimator for the asymptotic conditional covariance matrix of power variation. If we are interested in bipower (or multipower) variation, the theory derived there does not readily apply. This is because the summands in Eq. (2.5) are, asymptotically, 1-dependent, which the subsampling approach shown in Figure 1 does not adequately capture.

In order to consistently estimate  $\Sigma$  in the bipower case, we use an intuitive blocking approach, which is described next. We define the  $i$ th block of high-frequency data by taking:

$$B_i(p) = \left\{ j : (i-1)p \leq j \leq ip \right\}, \quad (3.13)$$

where  $p \geq 2$  is an integer, and  $i \geq 1$ .

$B_i(p)$  is composed of the observation index associated with the sample of adjacent log-price observations  $X_{(i-1)p/n}, \dots, X_{ip/n}$ . From this, we can compute  $p$  consecutive returns  $\Delta_{(i-1)p+1}^n X, \dots, \Delta_{ip}^n X$ . Therefore,  $B_i(p)$  plays the role of the interval  $[(i-1)/n, i/n]$  for power variation, which was used to compute a single return  $\Delta_i^n X$ . The only change is that we need to make this interval longer, such that we can consistently estimate the covariance structure of  $V(f, g)^n$ . As the  $B_i(p)$ 's are based on non-overlapping increments, it still holds that bipower variations computed from different subsamples are, asymptotically, conditionally independent.

We reset  $\hat{\Sigma}_n$  as follows:

$$\hat{\Sigma}_n = \frac{1}{L} \sum_{l=1}^L \left( \sqrt{\frac{n}{L}} \left( V_l(f, g)^n - V(f, g)^n \right) \right) \left( \sqrt{\frac{n}{L}} \left( V_l(f, g)^n - V(f, g)^n \right) \right)', \quad (3.14)$$



where, assuming  $Lp$  divides  $n$ ,

$$\begin{aligned} V_l(f, g)^n &= \frac{Lp}{n} \sum_{i=1}^{n/Lp} v_{(i-1)L+l}(f, g)^n, \\ v_i(f, g)^n &= \frac{1}{p-1} \sum_{j, j+1 \in B_i(p)} f(\sqrt{n}\Delta_j^n X) g(\sqrt{n}\Delta_{j+1}^n X). \end{aligned} \quad (3.15)$$

Note that  $n/Lp$  is the number of blocks assigned to each subsample, and that the subsample statistic  $v_i(f, g)^n$  is computed only from data within the  $i$ th block  $B_i(p)$ . As in the above, we definitely require  $n \rightarrow \infty$ ,  $p \rightarrow \infty$ ,  $L \rightarrow \infty$ , and  $n/pL \rightarrow \infty$  to prove the asymptotic theory for  $\hat{\Sigma}_n$ . It turns out, however, we need a slightly stronger condition for the last part to ensure consistency. This is because the rate  $\sqrt{\frac{n}{L}}$  in the definition of Eq. (3.14) corresponds to the martingale part of  $V_l(f, g)^n - V(f, g)^n$ , while the statistic  $V_l(f, g)^n - V(f, g)^n$  also has a bias term, which is of order  $Lp/n$ . Thus, to make the bias negligible with respect to the martingale part, we need  $n/Lp^2 \rightarrow \infty$ . Hence, our “minimal” assumptions are based on this condition.

**Theorem 3.3** *Assume that  $X$  is a continuous Itô semimartingale as in Eq. (2.1), where Assumption **(H)** and **(M)** are true, as is Assumption **(K)** for each component of  $f = (f_1, \dots, f_m)'$  and  $g = (g_1, \dots, g_m)'$ . As  $n \rightarrow \infty$ ,  $p \rightarrow \infty$ ,  $L \rightarrow \infty$ , and  $n/Lp^2 \rightarrow \infty$ , it holds that*

$$\hat{\Sigma}_n - \Sigma = \underbrace{O_p\left(\frac{1}{\sqrt{L}}\right)}_{\text{CLT}} + \underbrace{O_p\left(\frac{Lp^2}{n}\right)}_{\text{blocking}} + \underbrace{O_p\left(\frac{1}{p}\right)}_{\text{HAC}}. \quad (3.16)$$

**Proof.** See Appendix.

The first two errors in Eq. (3.16) can be interpreted as to those in Theorem 3.1, except the second is also affected by the block size  $p$ . Meanwhile, the decomposition of  $\hat{\Sigma}_n - \Sigma$  in Theorem 3.3 has an extra error of order  $O_p(1/p)$ . The additional term, which emerges from the computation of the conditional variance of  $v_i(f, g)^n$ , has an intuitive interpretation, if we recall that in the current setting of bipower variation, the summands in Eq. (3.15) (or Eq. (2.5)) are asymptotically 1-dependent.

Consider the following stylized example. Assume that  $(Z_i)_{i \geq 1}$  is a sequence of stationary 1-dependent random variates. Then,

$$\text{var}\left(\frac{1}{\sqrt{p}} \sum_{i=1}^p Z_i\right) = \text{var}(Z_1) + 2\frac{(p-1)}{p} \text{cov}(Z_1, Z_2) \rightarrow \text{var}(Z_1) + 2\text{cov}(Z_1, Z_2), \quad (3.17)$$

as  $p \rightarrow \infty$ .

This calculation shows that the finite sample variance on the left-hand side is not equal to, but converges towards, the asymptotic variance. The difference, i.e. the bias, is the term  $-2\text{cov}(Z_1, Z_2)/p$ , which has order  $O(1/p)$ . This example also helps to illustrate that Theorem 3.3 does not change, and in particular the convergence rate of  $\hat{\Sigma}_n$  is unaffected, if we were to compute a higher order multipower variation statistic. Then there would be more covariance terms in Eq. (3.17), but the bias in each of them would still be  $O(1/p)$ .

The fastest rate is again found by balancing the errors, which means taking:

$$L = O(n^{2/5}), \quad p = O(n^{1/5}), \quad (3.18)$$

for which

$$\hat{\Sigma}_n - \Sigma = O_p(n^{-1/5}). \quad (3.19)$$

While we do not offer a formal proof, we again believe that in a general diffusion model this rate is optimal within the framework of subsampling high-frequency data, as elaborated above. Moreover, the consistency only result of  $\hat{\Sigma}_n$  holds under weaker assumptions that do not require Assumption **(K)**, **(H)** and **(M)**, while an extra condition  $L/p \rightarrow \infty$  is necessary to deal with an additional bias term.

**Theorem 3.4** *Assume that  $X$  is a continuous Itô semimartingale as in Eq. (2.1), where Assumption **(V)** is true, as are Assumption **(H')** and **(K')** from BGJPS6. As  $n \rightarrow \infty$ ,  $p \rightarrow \infty$ ,  $L/p \rightarrow \infty$ , and  $n/Lp^2 \rightarrow \infty$ , it holds that*

$$\hat{\Sigma}_n \xrightarrow{p} \Sigma. \quad (3.20)$$

**Proof.** See Appendix.

To end this section, we should point out that for the power variation estimator covered by Theorem 3.1 in the previous subsection, it follows from the work of BGJPS6 that there exists another consistent, positive semi-definite estimator of  $\Sigma$ :

$$\hat{S}_n = \frac{1}{2n} \sum_{i=1}^{n-1} \left( f(\sqrt{n}\Delta_i^n X) - f(\sqrt{n}\Delta_{i+1}^n X) \right) \left( f(\sqrt{n}\Delta_i^n X) - f(\sqrt{n}\Delta_{i+1}^n X) \right)'. \quad (3.21)$$

$\hat{S}_n$  has a better rate of convergence  $n^{-1/2}$  compared to  $n^{-1/3}$  derived in the previous section for  $\hat{\Sigma}_n$ .  $\hat{S}_n$  is therefore more efficient for power variation, but it does not work for bi- or multipower variation.

### 3.2.1. Subsampling for truncated bipower variation

In an efficient market, equilibrium prices should adjust instantly to new information about fundamentals. If this leads to a significant revision of the fair value of the asset, the price has to move sharply and, potentially, discretely. This feature of price formation is not captured by the previous setup, where  $X$  has continuous sample paths. In this section, we therefore add a jump term to  $X$  and develop a framework for jump-robust inference about volatility based on subsampling truncated bipower variation (e.g., Jacod and Protter, 2012; Mancini, 2009). Accordingly, we assume that:

**Assumption (J):**  $X$  is of the form:

$$\begin{aligned} X_t = X_0 &+ \int_0^t a_s ds + \int_0^t \sigma_s dW_s \\ &+ \int_0^t \int_E \delta(s, x) 1_{\{|\delta(s, x)| \leq 1\}} (\mu - \nu)(ds, dx) + \int_0^t \int_E \delta(s, x) 1_{\{|\delta(s, x)| > 1\}} \mu(ds, dx), \end{aligned} \quad (3.22)$$

where  $X_0$ ,  $a = (a_t)_{t \geq 0}$ ,  $\sigma = (\sigma_t)_{t \geq 0}$  and  $W = (W_t)_{t \geq 0}$  are defined as in Eq. (2.1), while  $(E, \mathcal{E})$  is a Polish space,  $\mu$  is a random measure on  $\mathbb{R}_+ \times E$  with compensator  $\nu(ds, dx) = dsF(dx)$ , where  $F$  is a  $\sigma$ -finite measure on  $(E, \mathcal{E})$ . Also,  $\delta : \Omega \times \mathbb{R}_+ \times E \rightarrow \mathbb{R}$  is a predictable function and  $(S_k)_{k \geq 1}$  is a sequence of stopping times increasing to  $\infty$  such that  $|\delta(\omega, s, x)| \wedge 1 \leq \psi_k(x)$  for all  $(\omega, s, z)$  with  $s \leq S_k(\omega)$  and  $\int_E \psi_k^\beta(x) F(dx) < \infty$  for all  $k \geq 1$  and  $\beta \in [0, 1)$ .

$\beta$  relates to the activity index of the price jump process. The condition imposed on  $\beta$  implies that the jumps in  $X$  are (absolutely) summable, i.e. we restrict attention to jump processes with paths of finite variation, but, possibly, infinite activity.<sup>5</sup>

Although the theory derived here should work with a general  $f$  and  $g$ , it requires a lot of notation. To develop ideas and maintain a streamlined exposition, we focus on the class of pure bipower variations in this section. The  $k$ th coordinate of the truncated bipower variation  $\check{V}(q, r)^n$  is therefore:

$$\check{V}(q_k, r_k)^n = \frac{1}{n} \sum_{i=1}^{n-1} |\sqrt{n} \Delta_i^n \check{X}|^{q_k} |\sqrt{n} \Delta_{i+1}^n \check{X}|^{r_k}, \quad (3.23)$$

---

<sup>5</sup>As explained earlier, for the subsampling estimator to be consistent for the asymptotic conditional variance-covariance matrix, we typically require a central limit theorem to hold for the underlying statistic of interest. In this respect, the restriction on  $\beta$  is a standard condition in the high-frequency volatility literature.

where  $\Delta_i^n \check{X} = \Delta_i^n X \cdot \mathbb{1}_{\{|\Delta_i^n X| \leq u_n\}}$  is the increment after jump-truncation and the threshold level  $u_n = \alpha n^{-\tilde{\omega}}$  with  $\alpha > 0$  and  $\tilde{\omega} \in (0, 1/2)$ . By excluding the largest increments of  $X$ , the bipower variation statistic is, asymptotically, merely based on those high-frequency returns that are compatible with a continuous sample path model.

First, we recall the central limit theorem for  $\check{V}(q, r)^n$ .

**Proposition 3.5** *Assume that  $X$  is a jump-diffusion process as in Assumption (J) and  $\sigma$  follows Assumption (V) with  $\sigma > 0$ . We denote by  $s = 1 \wedge \min\{q_k, r_k : q_k > 0, r_k > 0, 1 \leq k \leq m\}$  and  $s' = 1 \vee \max\{q_k, r_k : 1 \leq k \leq m\}$ . Then, if  $\beta \leq s$ ,  $\tilde{\omega} > \frac{s' - 1}{2(s' - \beta)}$ , and as  $n \rightarrow \infty$ , it holds that*

$$\sqrt{n} \left( \check{V}(q, r)^n - V(q, r) \right) \xrightarrow{d_s} \text{MN}(0, \Sigma), \quad (3.24)$$

where the elements of  $V(q, r)$  and  $\Sigma$  are given as in Eq. (2.9) and (2.10).

**Proof.** See Theorem 13.2.1 and Example 13.2.2 in Jacod and Protter (2012).

In the jump-diffusion setting, we define the subsample estimator of  $\Sigma$  as:

$$\hat{\Sigma}_n = \frac{1}{L} \sum_{l=1}^L \left( \sqrt{\frac{n}{L}} \left( \check{V}_l(q, r)^n - \check{V}(q, r)^n \right) \right) \left( \sqrt{\frac{n}{L}} \left( \check{V}_l(q, r)^n - \check{V}(q, r)^n \right) \right)', \quad (3.25)$$

where, assuming  $Lp$  divides  $n$ ,

$$\begin{aligned} \check{V}_l(q_k, r_k)^n &= \frac{Lp}{n} \sum_{i=1}^{n/Lp} v_{(i-1)L+l}(q_k, r_k)^n, \\ v_i(q_k, r_k)^n &= \frac{1}{p-1} \sum_{j, j+1 \in B_i(p)} |\sqrt{n} \Delta_j^n \check{X}|^{q_k} |\sqrt{n} \Delta_{j+1}^n \check{X}|^{r_k}, \end{aligned} \quad (3.26)$$

and  $B_i(p)$  is given as in Eq. (3.13).

Finally, we are ready to state a consistency result.

**Theorem 3.6** *Assume that  $X$  is a jump-diffusion process as in Assumption (J) and  $\sigma$  follows Assumption (V) with  $\sigma > 0$ . Moreover, we require that  $\beta \leq s$  and  $\tilde{\omega} > \frac{s' - 1}{2(s' - \beta)}$ . Then, as  $n \rightarrow \infty$ ,  $p \rightarrow \infty$ ,  $L/p \rightarrow \infty$  and  $n/Lp^2 \rightarrow \infty$ , it holds that*

$$\hat{\Sigma}_n \xrightarrow{p} \Sigma. \quad (3.27)$$

**Proof.** See Appendix.

### 3.3. Microstructure noise

In practice, assets are not traded within a frictionless market. The recorded data constitute a discrete sample of transactions or bid-ask quotes, whose prices are affected by common sources of market imperfections, such as bid-ask spreads, price discreteness, and so forth (e.g., Black, 1986; Niederhoffer and Osborne, 1966; Roll, 1984). Even if these were small enough to be ignored, high-frequency data are also corrupted by outliers (due to bugs in the data transmission, fat-finger errors, etc.) and subject to other irregularities (e.g., quote stuffing, screen fighting, etc.). The combination of these effects leads to marked differences between real data and those generated by a diffusion model.

To accommodate this, we need to modify the setup. We are going to take the observed price as the true, underlying price perturbed by an additive noise term, i.e.

$$Y_{i/n} = X_{i/n} + \epsilon_{i/n}, \quad (3.28)$$

where  $X$  is defined as in Eq. (2.1), while  $\epsilon = (\epsilon_t)_{t \geq 0}$  is a noise process. We impose the following:

**Assumption (N):** (i)  $\epsilon$  is i.i.d. with  $\mathbb{E}[\epsilon_t] = 0$  and  $\text{var}(\epsilon_t) = \omega^2$  for all  $t \geq 0$ , (ii)  $\epsilon$  is independent of  $X$ , (iii) the distribution of  $\epsilon$  is symmetric around 0, and (iv)  $\mathbb{E}[|\epsilon_t|^s] < \infty$  for some  $s > 0$ .

#### 3.3.1. Pre-averaging

To alleviate the impact of noise, we make use of the notion that as  $X$  is continuous and  $\epsilon$  is i.i.d., we can locally smooth  $Y_{i/n}$  in the vicinity of  $i/n$  to retrieve an estimate, say  $\bar{Y}_{i/n}$ , which tends to be close to  $X_{i/n}$ , because the noise is largely averaged away (e.g., Jacod, Li, Mykland, Podolskij, and Vetter, 2009; Podolskij and Vetter, 2009a,b). Averaging our discrete sample of noisy high-frequency data this way leads to a new set of increments,  $\Delta \bar{Y}_i^n$ , based on pre-averaged prices.<sup>6</sup>

To implement pre-averaging, we need some extra notation. We choose a sequence  $k_n$  of integers (the

---

<sup>6</sup>In the context of volatility estimation, there are several tools at our disposal to handle microstructure noise, including the realized kernel; based on auto-covariance corrections (see, e.g., Barndorff-Nielsen, Hansen, Lunde, and Shephard, 2008, 2011), and the two- or multi-scale realized variance; based on price subsampling (see, e.g., Zhang, 2006; Zhang, Mykland, and Ait-Sahalia, 2005). Out of these, pre-averaging is the most general approach, as it is applicable to a large number of estimation problems.

pre-averaging window) and a scalar  $\theta > 0$ , such that

$$k_n = \theta\sqrt{n} + o(n^{-1/4}). \quad (3.29)$$

We also need a weight function  $w : \mathbb{R} \mapsto \mathbb{R}$  to do averaging. We assume  $w$  is continuous on  $[0, 1]$  and piecewise continuously differentiable with a piecewise Lipschitz derivative  $w'$ . Moreover, we assume that  $w(0) = w(1) = 0$  and  $\int_0^1 (w(t))^2 dt > 0$ . The following numbers and functions are associated with  $w$ :

$$\begin{aligned} \phi_1(s) &= \int_s^1 w'(u)w'(u-s)du, \quad \phi_2(s) = \int_s^1 w(u)w(u-s)du, \quad \text{for } s \in [0, 1], \\ \psi_1 &= \phi_1(0), \quad \psi_2 = \phi_2(0), \quad \Phi_{ij} = \int_0^1 \phi_i(s)\phi_j(s)ds, \quad \text{for } i, j = 1, 2, \\ \psi_1^n &= k_n \sum_{j=0}^{k_n} (w_{j+1}^n - w_j^n)^2, \quad \psi_2^n = \frac{1}{k_n} \sum_{j=1}^{k_n} (w_j^n)^2, \end{aligned} \quad (3.30)$$

where  $w_j^n = w(j/k_n)$ . In passing, we note that

$$\psi_1^n = \psi_1 + O(n^{-1/2}) \quad \text{and} \quad \psi_2^n = \psi_2 + O(n^{-1/2}), \quad (3.31)$$

which means that in the asymptotic theory only  $\psi_1$  and  $\psi_2$  appear. Still, it is recommendable to use  $\psi_1^n$  and  $\psi_2^n$  for simulations and empirical work, as it entails better finite sample properties.

The return series, following pre-averaging, is:

$$\Delta \bar{Y}_i^n = \sum_{j=1}^{k_n} w_j^n \Delta_{i+j}^n Y = - \sum_{j=0}^{k_n} (w_{j+1}^n - w_j^n) Y_{\frac{i+j}{n}}, \quad \text{for } i = 1, \dots, n - k_n + 2. \quad (3.32)$$

### 3.3.2. Pre-averaged bipower variation

The addition of microstructure noise creates further complications for inference procedures from high-frequency data. To make our framework analytically tractable, yet practically relevant, we therefore again restrict attention to the class of pure bipower variations.

The  $k$ th coordinate of  $V^*(q, r)^n$  is defined as:

$$V^*(q_k, r_k)^n = \frac{1}{n - 2k_n + 2} \sum_{i=1}^{n-2k_n+2} |n^{1/4} \Delta \bar{Y}_i^n|^{q_k} |n^{1/4} \Delta \bar{Y}_{i+k_n}^n|^{r_k}. \quad (3.33)$$

The intuition behind this construction is that pre-averaging induces some autocorrelation (of order  $k_n$ ) in the pre-averaged price series, which is broken by multiplying pre-averaged returns that are  $k_n$  terms apart. In essence, this leads to a lower, effective sample of size  $n - 2k_n + 2$ .

Podolskij and Vetter (2009a) show that

$$n^{1/4} \left( V^*(q, r)^n - V^*(q, r) \right) \xrightarrow{d_s} \text{MN}(0, \Sigma^*), \quad (3.34)$$

where

$$V^*(q_k, r_k) = \mu_{q_k} \mu_{r_k} \int_0^1 \left( \theta \psi_2 \sigma_s^2 + \frac{1}{\theta} \psi_1 \omega^2 \right)^{\frac{q_k + r_k}{2}} ds. \quad (3.35)$$

Thus, pre-averaging slows down the rate of convergence, but  $n^{-1/4}$  is nonetheless the fastest rate in noisy diffusion models (Gloter and Jacod, 2001a,b).

In the above,  $\Sigma^*$  is the  $m \times m$  conditional covariance matrix of  $V^*(q, r)^n$ .<sup>7</sup> Podolskij and Vetter (2009a) go on to develop a consistent estimator of  $\Sigma^*$  (defined in Eq. (4.4) in the simulation section), but it is based on element-by-element estimation. The disadvantage of this approach is that it does not ensure that the whole covariance matrix estimate is positive definite in finite samples and, as our simulations and empirical analysis show, a large fraction of such estimates in fact fail to be positive definite. Moreover, even if this property does hold, the estimate is often near-singular, resulting in an ill-conditioned and highly unstable covariance matrix.

### 3.3.3. Subsampling noisy high-frequency data

To construct our estimator in the noisy setting, we follow the procedure from before by splitting the full sample of noisy high-frequency data into subsamples using a blocking approach.

We redefine:

$$B_i(p) = \left\{ j : (i-1)pk_n \leq j \leq ipk_n \right\}, \quad (3.36)$$

where  $p \geq 3$  is an integer and  $i \geq 1$ .

---

<sup>7</sup> We do not state the expression of  $\Sigma^*$  here, but it can be found in Podolskij and Vetter (2009a). In general,  $\Sigma^*$  has a complicated structure (even with i.i.d., independent noise), and it is typically not known in closed-form. An exception, where  $\Sigma^*$  can be computed analytically, is if  $(q, r)$  consists of even non-negative integers, as in Theorem 3.7. As an example, which is used in the simulations, take the pre-averaged realized variance. It sets  $(q, r) = (2, 0)$  and has  $\Sigma^*(2, 0) = 4 \int_0^1 \left( \theta^3 \Phi_{22} \sigma_s^4 + 2\theta \Phi_{12} \sigma_s^2 \omega^2 + \frac{1}{\theta} \Phi_{11} \omega^4 \right) ds$ .



$B_i(p)$  is now the  $i$ th block of noisy high-frequency data. As readily seen, the only change compared to the noiseless setting is that  $B_i(p)$  uses a larger block size. This implies we can do a sufficient amount of averaging within each block in order to diminish the noise, while still preserving enough of an effective sample size to estimate the correlation structure of  $V^*(q, r)^n$ .

Then, we set

$$\hat{\Sigma}_n^* = \frac{1}{L} \sum_{l=1}^L \left( \frac{n^{1/4}}{\sqrt{L}} \left( V_l^*(q, r)^n - V^*(q, r)^n \right) \right) \left( \frac{n^{1/4}}{\sqrt{L}} \left( V_l^*(q, r)^n - V^*(q, r)^n \right) \right)', \quad (3.37)$$

where, assuming  $Lpk_n$  divides  $n$ ,

$$\begin{aligned} V_l^*(q_k, r_k)^n &= \frac{Lpk_n}{n} \sum_{i=1}^{n/Lpk_n} v_{(i-1)L+l}(q_k, r_k)^n, \\ v_i(q_k, r_k)^n &= \frac{1}{pk_n - 2k_n + 2} \sum_{j, j+k_n-1 \in B_i(p)} |n^{1/4} \Delta \bar{Y}_j^n|^{q_k} |n^{1/4} \Delta \bar{Y}_{j+k_n}^n|^{r_k}. \end{aligned} \quad (3.38)$$

As in the above, we should note that the summands  $v_i(q_k, r_k)^n$  in the subsample estimates  $V_l^*(q_k, r_k)^n$  exploit data solely from  $B_i(p)$ . Therefore, pre-averaging has to be done locally within the block, so that there is no overlap in the pre-averaged returns across the various blocks.

**Theorem 3.7** *Assume that  $Y_t = X_t + \epsilon_t$  is a noisy diffusion model, where  $X_t$  is given by Eq. (2.1), that fulfills Assumption (H) and (M). Also, Assumption (N) with  $s > 3 \vee \max\{2(q_k + r_k) : 1 \leq k \leq m\}$  is true. Let  $q = (q_1, \dots, q_m)'$  and  $r = (r_1, \dots, r_m)'$  be vectors of even non-negative integers. Then, as  $n \rightarrow \infty$ ,  $p \rightarrow \infty$ ,  $L \rightarrow \infty$  and  $\sqrt{n}/Lp^2 \rightarrow \infty$ , it holds that*

$$\hat{\Sigma}_n^* - \Sigma^* = \underbrace{O_p\left(\frac{1}{\sqrt{L}}\right)}_{\text{CLT}} + \underbrace{O_p\left(\frac{Lp^2}{\sqrt{n}}\right)}_{\text{blocking}} + \underbrace{O_p\left(\frac{1}{p}\right)}_{\text{HAC}} \quad (3.39)$$

**Proof.** See Appendix.

As in the previous subsection, the minimal assumptions we need to prove consistency are  $n \rightarrow \infty$ ,  $p \rightarrow \infty$ ,  $L \rightarrow \infty$  and  $\sqrt{n}/Lp^2 \rightarrow \infty$ . The last condition again ensures that a bias term of the statistic  $V_l^*(q, r)^n - V^*(q, r)^n$  is negligible with respect to its martingale part.

Now, we achieve the best rate

$$\hat{\Sigma}_n^* - \Sigma^* = O_p(n^{-1/10}), \quad (3.40)$$

by choosing

$$L = O(n^{1/5}) \quad \text{and} \quad p = O(n^{1/10}). \quad (3.41)$$

Thus, the existence of microstructure frictions also adversely affects the speed of convergence of  $\hat{\Sigma}_n^*$ .

Theorem 3.7 is binding, because it restricts the choice of the powers  $q_k$  and  $r_k$  to even non-negative integers. But we can actually prove a weaker consistency result for any pre-averaged bipower variation, which is useful for practical work. First, we recall that allowing for general powers  $q_k, r_k \geq 0$  by itself requires some stronger assumptions to prove the underlying central limit theorem in Eq. (3.34). In particular, Podolskij and Vetter (2009a) impose that the noise distribution is (i) symmetric with (ii)  $\mathbb{E}[|\epsilon|^a] < \infty$  for  $a \in (-1, 0)$  (their Assumption (A)) and that the noise distribution fulfills Cramer's condition, i.e.  $\limsup_{|t| \rightarrow \infty} \chi(t) < 1$ , where  $\chi$  is the characteristic function of  $\epsilon$  (their Assumption (A')). Of course, we also need this. Note, however, that we can again dispense with Assumption (M) for consistency.

**Theorem 3.8** *Assume that  $Y_t = X_t + \epsilon_t$  is a noisy diffusion model, where  $X_t$  is given by Eq. (2.1),  $\sigma$  is continuous and fulfills Assumption (V) with  $\sigma > 0$ , while the noise fulfills Assumption (N) with  $s > 3 \vee \max\{2(q_k + r_k) : 1 \leq k \leq m\}$  and also Assumption (A) and (A') from Podolskij and Vetter (2009a). Then, as  $n \rightarrow \infty$ ,  $p \rightarrow \infty$ ,  $L/p \rightarrow \infty$  and  $\sqrt{n}/Lp^2 \rightarrow \infty$ , it holds for any  $q, r \geq 0$  that*

$$\hat{\Sigma}_n^* \xrightarrow{p} \Sigma^*. \quad (3.42)$$

**Proof.** See Appendix.

**Remark** The subsampling idea can be applied to other estimators, which admit asymptotic mixed normality, such as the two-scale and kernel-based realized variance of Zhang, Mykland, and Ait-Sahalia (2005) and Barndorff-Nielsen, Hansen, Lunde, and Shephard (2008). The consistency of the subsample estimator of the asymptotic conditional covariance matrix of these estimators has already been proved in prior work (i.e., Ikeda, 2016; Kalnina, 2011, 2015; Kalnina and Linton, 2007; Varneskov, 2016). The optimal choice of the tuning parameters for pre-averaged bipower variation—derived in this paper—should continue to hold in the context of these other estimators, but it needs to be verified formally. We leave this for future work.

### 3.3.4. Extension to dependent and heteroscedastic noise

The i.i.d. framework on the microstructure noise  $\epsilon$  is a convenient outset, but it is hard to defend at the tick frequency, both in theory and practice (e.g., Diebold and Strasser, 2013). An intriguing ability of the subsampling estimator  $\hat{\Sigma}_n^*$  is that it tends to be robust against the intricate features of the noise process, as long as an associated central limit theorem holds. Kalnina (2011) studied subsampling in the presence of both autocorrelated and heteroscedastic noise for the two-scale realized variance. In this subsection, we show how our theoretical results adapt to such models, allowing for more general structure in the noise process.

#### 1. Dependent noise

Autocorrelation in tick-by-tick returns can extend beyond the first lag, depending a bit on how you gather the data (e.g., Hansen and Lunde, 2006b; Aït-Sahalia, Mykland, and Zhang, 2011). This cannot be captured by independent noise, so we start by weakening this assumption to so-called  $m$ -dependent noise. Thus, we now assume that the noise process  $(\epsilon_t)_{t \geq 0}$  is stationary and that the random variables  $\epsilon_{i/n}$  and  $\epsilon_{j/n}$  are independent, only if  $|i - j| > m$ . Hautsch and Podolskij (2013) prove a central limit theorem for pre-averaging in this setup (based on the estimator  $V^*(2, 0)^n$ ). As indicated by their results, the law of large numbers and the central limit theorem for the pre-averaged bipower variation estimator  $V^*(q, r)^n$  do not change, except that the noise variance  $\omega^2$  has to be replaced by the expression  $\rho^2 = \omega^2 + 2 \sum_{j=1}^m \text{cov}(\epsilon_{i/n}, \epsilon_{(i+j)/n})$ , i.e.

$$V^*(q_k, r_k)^n \xrightarrow{p} V^*(q_k, r_k) = \mu_{q_k} \mu_{r_k} \int_0^1 \left( \theta \psi_2 \sigma_s^2 + \frac{1}{\theta} \psi_1 \rho^2 \right)^{\frac{q_k + r_k}{2}} ds. \quad (3.43)$$

Here, the form of  $\Sigma^*$  changes.<sup>8</sup> Our proposed estimator  $\hat{\Sigma}_n^*$  is still consistent though, as the change in the bias caused through replacing  $\omega^2$  by  $\rho^2$  is corrected by construction in Eq. (3.37). This is because  $\hat{\Sigma}_n^*$  imitates the underlying covariation, irrespective of the true microstructure model. This implies that the asymptotic results of Theorem 3.7 and 3.8 are also true for the  $m$ -dependent noise model.

#### 2. Heteroscedastic noise

The market microstructure reveals itself, for example, via the bid-ask spread. It has been noticed in many

---

<sup>8</sup>In particular, Hautsch and Podolskij (2013) show that the asymptotic variance of the pre-averaged realized variance  $V^*(2, 0)^n$  presented in Footnote 7 is unchanged, apart from replacing  $\omega$  with  $\rho$  everywhere.

empirical asset price series that such margins are not constant through time, but tend to vary systematically within the day in the form of a U-shape. Thus, in the equity market spreads are typically larger in the morning and afternoon than during the middle of the day. To accommodate this, another setup that has been studied is heteroscedastic noise (e.g., Bandi and Russell, 2006; Kalnina and Linton, 2008). Here, we follow the exposition in Jacod, Li, Mykland, Podolskij, and Vetter (2009) by assuming that

$$\mathbb{E}[\epsilon_t | X] = 0, \quad \mathbb{E}[\epsilon_t^2 | X] = \omega_t^2 \quad \text{is càdlàg and } (\mathcal{F}_t)\text{-adapted,} \quad (3.44)$$

while, conditional on  $X$ ,  $\epsilon_t$  and  $\epsilon_s$  are independent for any  $t \neq s$ . By construction, this model exhibits a time-varying variance structure of the noise, which depends on the efficient price  $X$ .<sup>9</sup> Note that these conditions do not contradict unconditional dependence in  $\epsilon$ . In this case, the consistency result translates to:

$$V^*(q_k, r_k)^n \xrightarrow{p} V^*(q_k, r_k) = \mu_{q_k} \mu_{r_k} \int_0^1 \left( \theta \psi_2 \sigma_s^2 + \frac{1}{\theta} \psi_1 \omega_s^2 \right)^{\frac{q_k + r_k}{2}} ds. \quad (3.45)$$

Again, the estimator  $\hat{\Sigma}_n^*$  automatically adapts to the new environment, which, in particular, implies that the consistency result of Theorem 3.8 is still true. In order to maintain unchanged error rates as in Theorem 3.7, however, we need to also impose identical assumptions on the process  $(\omega_t)_{t \geq 0}$  as for the volatility  $(\sigma_t)_{t \geq 0}$ . This is because the role of both processes are identical in all asymptotic expansions.

#### 4. Simulations

In this section, we conduct a small Monte Carlo study. It takes a closer look at the finite sample properties of covariance matrix estimation by subsampling. Throughout, we restrict attention to the noisy setting and estimation of  $\Sigma^*$ . We examine the ability of our proposed estimator  $\hat{\Sigma}_n^*$  to assist in drawing feasible inference about the pre-averaged bipower variation.

The efficient log-price  $X$  is simulated as:

$$\begin{aligned} dX_t &= \sigma_t dW_t, \\ d\sigma_t^2 &= \kappa(\sigma^2 - \sigma_t^2)dt + \xi \sigma_t(\rho dW_t + \sqrt{1 - \rho^2} dB_t), \end{aligned} \quad (4.1)$$

---

<sup>9</sup>An example of this model is additive, uniform noise plus rounding:  $Y_t = \gamma[(X_t + u_t)/\gamma]$ , where  $u = (u_t)_{t \geq 0}$  is an i.i.d.  $\mathcal{U}([0, \gamma])$ -distributed process that is independent of  $X$ , and  $\gamma > 0$  is a fixed rounding level. In this setting, the conditional variance of the noise process is given by:  $\omega_t^2 = \gamma^2 \left( \left\{ \frac{X_t}{\gamma} \right\} - \left\{ \frac{X_t}{\gamma} \right\}^2 \right)$ , with  $\{x\} = x - [x]$  denoting the fractional part of  $x$ .

where  $W_t$  and  $B_t$  are independent standard Brownian motions, while  $\kappa, \sigma^2, \xi$  and  $\rho$  are parameters. The process adopted for  $\sigma_t^2$  is a Heston (1993) model, which is mean-reverting; features square-root volatility; and accommodates a leverage effect.<sup>10</sup>

To get a version of the model from which we can actually simulate data, we apply a standard Euler approximation to the continuous time formulation in Eq. (4.1). We then simulate 10,000 independent sample path realizations of the discretized system of bivariate equations.<sup>11</sup> We use two different sample sizes of  $n = 2,340$  and 23,400. In our empirical investigation, we look at high-frequency equity data from NYSE. With a US stock exchange trading session running from 9:30am to 4:00pm—or 6.5 hours—these sample sizes translate into receiving a new price update every ten and one second(s). Our sample sizes are therefore representative of more frequently traded securities.

We assume that the parameter values in the volatility equation are  $\kappa = 5$ ,  $\sigma^2 = 0.04$ ,  $\xi = 0.50$  and  $\rho = -0.50$ , which is broadly consistent with prior work (e.g., Aït-Sahalia, Mykland, and Zhang, 2011; Kalnina, 2011). This implies that  $\sigma_t$  is about 20% on an average, annualized basis, but the configuration of the model adopted here can generate a substantial degree of intraday variation in volatility via  $\xi$ . An example simulation is provided in Figure 2.

An autocorrelated and heteroscedastic noise term is added to  $X$ . First, we create a set of serially dependent standard normal random variables via an MA(1) filter:  $u_{i/n} = u'_{i/n} + \zeta u'_{(i-1)/n}$ , where  $\zeta$  is a parameter and  $u'_{i/n} \stackrel{\text{i.i.d.}}{\sim} N\left(0, \frac{1}{1 + \zeta^2}\right)$ , independent of  $X$ . Hence,  $u_{i/n} \sim N(0, 1)$  and  $\text{cov}(u_{i/n}, u_{(i-1)/n}) = \frac{\zeta}{1 + \zeta^2}$ , so that  $\zeta$  controls the degree of first-order serial correlation in the noise. In our simulations, we take  $\zeta = -0.4$ . Second, as in Aït-Sahalia, Jacod, and Li (2012), we set  $\epsilon_{i/n} = \gamma \frac{\sigma_{i/n}}{\sqrt{n}} u_{i/n}$ , where  $\gamma$  is the noise-ratio parameter (e.g., Oomen, 2006). This formulation implies that, conditional on  $\sigma$ ,  $\omega_{i/n} = \gamma \frac{\sigma_{i/n}}{\sqrt{n}}$  and ensures microstructure noise variation is conditionally heteroscedastic and proportional to the spot volatility of the efficient price. We assume that  $\gamma = 0.50$ , which is a realistic choice for more liquid assets, see, e.g., Christensen, Oomen, and

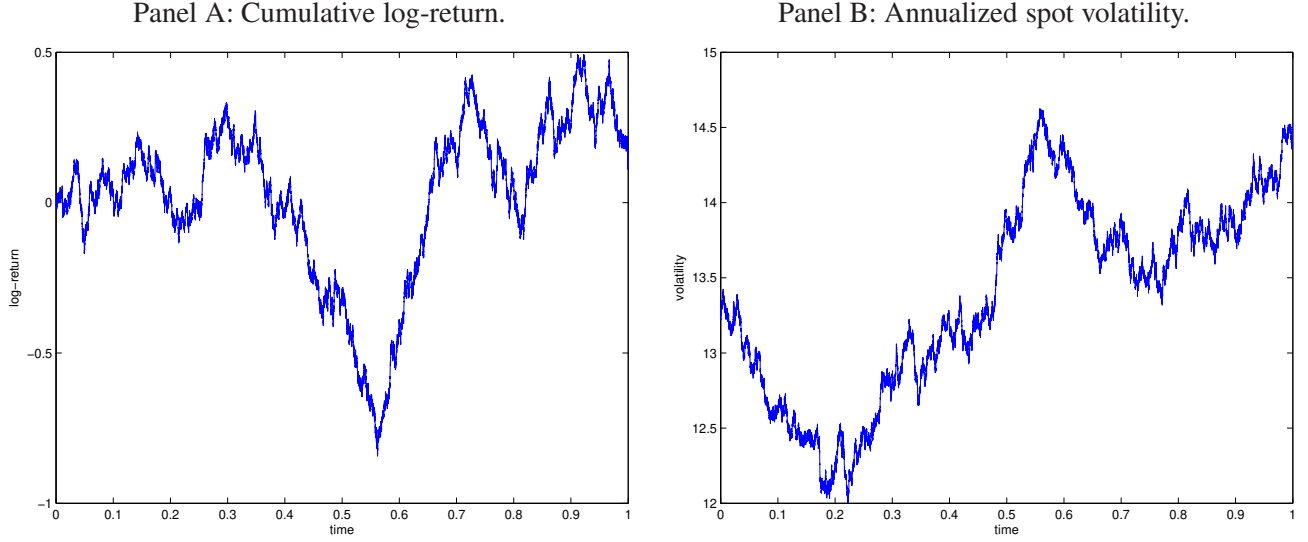
---

<sup>10</sup>The leverage effect describes a negative correlation between an asset's return and volatility (e.g., Black, 1976; Christie, 1982).

Thus, if a leverage effect is present, one would expect  $\rho$  to be negative.

<sup>11</sup>To avoid a systematic effect from an assumed initial condition of volatility,  $\sigma_0^2$ , we restart the variance process in each simulation by drawing at random from its stationary distribution,  $\sigma_t^2 \sim \text{Gamma}(2\kappa\sigma^2\xi^{-2}, 2\kappa\xi^{-2})$ .

Figure 2: An illustration of a simulation from the Heston model.



Podolskij (2014).<sup>12</sup> Although this noise setting is not formally covered by our theoretical frame, we include it here as a robustness check. To alleviate the impact of noise, we pre-average using the bandwidth  $k_n = [\theta\sqrt{n}]$ , and we experiment with two choices of the tuning parameter  $\theta = 1/3$  and 1. We set the weight function  $w(x) = \min(x, 1 - x)$ , which has been shown to deliver nearly efficient estimates of the integrated variance, when further parametric assumptions are imposed (see, e.g., Podolskij and Vetter, 2009a).

#### 4.1. A preliminary analysis

We begin by verifying the conjecture made in the introduction of this paper, namely that the finite sample properties of existing estimators of  $\Sigma^*$  are poor, which renders a significant fraction of such estimates either nonpositive definite or at least ill-conditioned. To do this, we implement the estimator suggested by Podolskij and Vetter (2009a). It is constructed by first defining

$$\tilde{Y}_{i,m}^n = \frac{1}{\sqrt{n}} |n^{1/4} \Delta \bar{Y}_m^n|^{q_i} |n^{1/4} \Delta \bar{Y}_{m+k_n}^n|^{r_i}, \quad (4.2)$$

---

<sup>12</sup>We also experimented with a much larger noise-ratio of  $\gamma = 2$ , as done by Aït-Sahalia, Jacod, and Li (2012). The results were almost identical, albeit slightly worse, than those we report in the main text and, hence, are omitted to conserve space.

and setting

$$\chi_{ml}^n = \frac{1}{2} \left[ \tilde{Y}_{i,m}^n \left( \tilde{Y}_{j,m+l}^n - \tilde{Y}_{j,m+2k_n}^n \right) + \tilde{Y}_{j,m}^n \left( \tilde{Y}_{i,m+l}^n - \tilde{Y}_{i,m+2k_n}^n \right) \right], \quad (4.3)$$

for any  $0 \leq m \leq n - 4k_n + 1$  and  $0 \leq l \leq 2k_n$ . Then,

$$\tilde{\Sigma}_{ij,n}^* = \frac{2}{\sqrt{n}} \sum_{m=0}^{n-4k_n+1} \sum_{l=0}^{2k_n-1} \chi_{ml}^n \xrightarrow{p} \Sigma_{ij}^*, \quad (4.4)$$

and it follows that  $\tilde{\Sigma}_n^* = (\tilde{\Sigma}_{ij,n}^*) \xrightarrow{p} \Sigma^*$ .

Table 1 shows several diagnostics that highlight the properties of  $\tilde{\Sigma}_n^*$  based on  $q = (2, 1)'$  and  $r = (0, 1)'$ , i.e. pre-averaged realized variance and  $(1, 1)$ -bipower variation. In the table, we report the outcome from the general noise model, but we also include a comparable i.i.d. noise environment, which we base on setting  $\zeta = 0$  in the above and replacing  $\sigma_{i/n}$  by  $\sqrt{\int_0^1 \sigma_s^2 ds}$  in the noise variance, while noting that Podolskij and Vetter (2009a) operate under the latter conditions. In addition, the results are also obtained for a scaled Brownian motion (BM), in which volatility has been fixed at its steady-state value of  $\sigma^2$ . The column SV is for the Heston stochastic volatility model, while SPY represents some real high-frequency data that are further commented on in Section 5.

In Panel A, we report the fraction of the computed  $\tilde{\Sigma}_n^*$ , which fail to be positive definite, i.e. which have a minimum eigenvalue  $\min(\lambda_i) \leq 0$ . It suggests that for a small sample of  $n = 2,340$  and depending on  $\theta$ , between 18% – 35% of  $\tilde{\Sigma}_n^*$  are nonpositive definite. As expected, these numbers decrease as the sample size increases, but even with a fairly large sample of  $n = 23,400$  the failure rate is far from negligible. Moreover, it increases if a longer pre-averaging horizon is employed. As such, this issue therefore has substantial bite in practice, because larger values of  $\theta$  are typically preferred, when the noise is suspected to violate the i.i.d. assumption (e.g., Christensen, Oomen, and Podolskij, 2014; Hautsch and Podolskij, 2013). Note that going from constant to stochastic volatility changes the numbers only slightly, so allowing volatility to be time-varying has no discernable impact on the failure rate.

Turning next to Panel B, we investigate how often the linear combination  $\omega' V^*(q, r)^n$  with  $\omega = (1, -\mu_1^{-2})'$  results in a negative variance estimate  $\omega' \tilde{\Sigma}_n^* \omega \leq 0$ . The difference  $V^*(2, 0)^n - \mu_1^{-2} V^*(1, 1)^n$  is often used in applied work, as it provides information about presence of jumps in the price process and permits a statistical test of this hypothesis. Even when the covariance matrix estimate is not positive definite, it could still result in



Table 1: Proportion of ill-conditioned covariance matrix estimates,  $\tilde{\Sigma}_n^*$ .

		general noise				i.i.d. noise				SPY
		BM		SV		BM		SV		
$n =$		2,340	23,400	2,340	23,400	2,340	23,400	2,340	23,400	$\eta_{\text{actual}}$
2-dimensional setting										
Panel A: Nonpositive definite										
$\theta =$	0.33	0.177	0.094	0.180	0.101	0.178	0.099	0.181	0.111	0.111
	1.00	0.340	0.242	0.343	0.251	0.348	0.241	0.347	0.249	0.233
Panel B: Negative variance										
$\theta =$	0.33	0.141	0.066	0.149	0.072	0.140	0.070	0.146	0.077	0.064
	1.00	0.286	0.199	0.290	0.210	0.292	0.201	0.289	0.206	0.184
Panel C: Condition number $\geq 20$										
$\theta =$	0.33	0.073	0.053	0.071	0.058	0.069	0.057	0.071	0.062	0.045
	1.00	0.080	0.096	0.081	0.101	0.079	0.095	0.081	0.100	0.088
4-dimensional setting										
Panel D: Nonpositive definite										
$\theta =$	0.33	0.454	0.303	0.457	0.305	0.453	0.312	0.458	0.314	0.312
	1.00	0.799	0.577	0.810	0.578	0.809	0.568	0.806	0.589	0.544

a positive variance estimate  $\omega' \tilde{\Sigma}_n^* \omega > 0$ , thereby allowing the t-statistic to be computed. While the numbers in Panel B are lower compared to Panel A, they are still high.

In Panel C, we look at those  $\tilde{\Sigma}_n^*$  estimates that are positive definite. We compute the percentage of these, which return a condition number  $\text{cond}(\tilde{\Sigma}_n^*) \geq 20$ .<sup>13</sup> The condition number measures the numerical accuracy of a matrix, and a value above  $20 = 10 \times \dim(\tilde{\Sigma}_n^*)$  is generally taken as a sign of an ill-conditioned and nearly singular matrix (e.g., Greene, 2011; Hautsch, Kyj, and Oomen, 2012). As readily seen, we find that about 5% – 10% of the  $\tilde{\Sigma}_n^*$  that are deemed ok by a definiteness criteria show signs of being badly scaled.

Lastly, in Panel D we attempt to estimate the joint asymptotic covariance matrix of a 4-dimensional parameter by using  $q = (2, 1, 4, 2)'$  and  $r = (0, 1, 0, 2)'$ . We then report the percentage of the  $\tilde{\Sigma}_n^*$  estimates, which are not positive definite, i.e. the numbers can be compared to Panel A. Not surprisingly, increasing the complexity of the problem has a detrimental impact on the estimation errors, and up to 80% of the estimates are now non-positive definite, making this a devastating issue for inference (e.g., Dette, Podolskij, and Vetter, 2006; Dette and Podolskij, 2008; Vetter and Dette, 2012, employ a 3-dimensional statistic to test for the parametric form of volatility in diffusion models (both with or without noise)).

## 4.2. Implementation of the subsampler

We now turn to the subsampler, where we again base our investigation on  $V^*(q, r)^n$  using the parameters  $q = (2, 1)'$  and  $r = (0, 1)'$ . As  $\hat{\Sigma}_n^*$  depends on two tuning parameters,  $p$  and  $L$ , we compute it by varying these across a broad range of values in order to gauge the sensitivity of our estimator to specific choices. We set  $p = 3, 5$  and  $10$ , so that the block length of noisy returns before pre-averaging goes from three to ten times the pre-averaging horizon  $k_n$ . Moreover, we slice the sample into  $L = 5, 10$  and  $15$  subsamples, yielding a total of nine combinations of  $p$  and  $L$ .<sup>14</sup>

---

<sup>13</sup>The condition number of an invertible matrix  $A$  is defined as  $\text{cond}(A) = \|A\| \cdot \|A^{-1}\|$ , where  $\|\cdot\|$  is the  $L_2$  matrix norm.  $\text{cond}(A)$  can be shown to be the ratio between the largest and smallest singular value of  $A$ . It can be interpreted as saying how much small changes in the input matrix get amplified under matrix inversion.

<sup>14</sup>This implies that for the sample size  $n = 2, 340$ , there are some combinations of  $p$  and  $L$ , for which there is not enough data to compute the subsampler. Therefore, we restrict attention to  $n = 23, 400$  in the following. The results for  $n = 2, 340$ , when attainable, are not materially worse, reflecting the slow rates of convergence, and all are available by request.

Our initial set of simulations suggested that, for small  $p$  and  $L$ , the raw estimator defined by Eq. (3.37) is downward biased, thereby leading to a systematic underestimation of  $\Sigma^*$ . We therefore start by briefly outlining a few corrections that are important in finite samples.

First, in order to center the  $V_l^*(q, r)^n$ , we should in theory use the unobserved  $V^*(q, r)$ , which we are forced to replace by a feasible, consistent estimator, i.e.  $V^*(q, r)^n$ . While this has no impact asymptotically, because  $V^*(q, r)^n$  converges much faster than  $V_l^*(q, r)^n$ , a closer inspection of  $\hat{\Sigma}_n^*$  shows that the substitution does entail a standard small sample correction. This implies that  $\hat{\Sigma}_n^*$  should be divided by  $1 - 1/L$ , i.e. the “right” normalization in Eq. (3.37) is  $L - 1$  and not  $L$ .

Second, there is a HAC error associated with  $p$ , which—in contrast to the  $L$  correction—is more subtle to deal with. The problem originates from the estimation of the autocovariances of the pre-averaged returns,  $|n^{1/4}\Delta\bar{Y}_i^n|^{q_k}|n^{1/4}\Delta\bar{Y}_{i+k_n}^n|^{r_k}$ , as exemplified by Eq. (3.17). As such, it depends on the covariance structure of this series, which, in turn, is a function of several parameters and variables, including spot volatility, the weight function and the variance of the noise process (see, e.g., the proof of Theorem 3.7 in the Appendix around Eq. (A.29), or Podolskij and Vetter, 2009a). If we approximate this function, e.g., by assuming that volatility is constant, a detailed calculation (which is omitted here, but available upon request) shows that for the pre-averaged bipower variation estimator  $V^*(q_k, r_k)^n$  defined by Eq. (3.33), we can roughly correct for the  $p$  error by dividing  $\hat{\Sigma}_n^*$  with  $1 - 1/p$ .

It turns out, however, that this is too much, if either  $q_k$  or  $r_k$  is zero, as it happens for the pre-averaged realized variance,  $V^*(2, 0)^n$ . This is because the summands in Eq. (3.33) are, asymptotically,  $2k_n$ -dependent for non-zero values of both  $q_k$  and  $r_k$ , while they are only  $k_n$ -dependent, if either is zero. Thus, the bias induced by  $p$  in the latter is, loosely speaking, half that of the former. This indicates that we ought to divide the elements of  $\hat{\Sigma}_n^*$  involving the variance of  $V^*(2, 0)^n$  and its covariance with  $V^*(1, 1)^n$  only by  $1 - 0.5/p$ . This is less appealing, because it would break the positive semi-definiteness property of  $\hat{\Sigma}_n^*$ . We therefore proceed by using a constant scaling for the entire matrix, and—to strike a balance between the two alternatives—we propose to meet in the middle and rescale  $\hat{\Sigma}_n^*$  by  $(1 - 0.75/p)$ . This choice produces excellent results for the values of  $p$  considered in this paper, as corroborated by our numerical experiments below, while for  $p \geq 10$  the correction is of limited importance and can be ignored.

Third, our theoretical results hinge on  $n$  being a multiple of  $Lpk_n$ . In practice, where  $n$  varies randomly over time and can be very odd, this is an unrealistic assumption, which is almost never satisfied. Instead, for a given choice of  $k_n$ ,  $p$  and  $L$ , the maximum number of blocks of length  $pk_n$  that can be assigned to each of the  $L$  subsample estimates  $V_l^*(q_k, r_k)^n$  is:

$$n_{\text{block}} = \left\lfloor \frac{\lfloor n/pk_n \rfloor}{L} \right\rfloor. \quad (4.5)$$

The effective amount of data used to construct the subsampler is therefore often less than the total sample size, i.e.  $n_{\text{block}}Lpk_n \leq n$ .

We compute  $\hat{\Sigma}_n^*$  from the data that fall within the window  $[0, n_{\text{block}}Lpk_n/n]$  and subsequently inflate this estimate to cover the whole unit interval. While this entails some loss of information about the underlying variation of the process towards the end of the sample, in our experience this has a very limited influence on the results, unless the data, from which  $\hat{\Sigma}_n^*$  is computed, is not representative of the overall level of volatility. In practice, one can minimize this effect by choosing the parameters, such that  $n_{\text{block}}Lpk_n$  is close to  $n$ .

### 4.3. Results

In Figure 3, we plot some kernel smoothed density estimates of the standardized pre-averaged bipower variation, i.e.  $n^{1/4}(V^*(q_k, r_k)^n - V^*(q_k, r_k))/\sqrt{\hat{\Sigma}_{kk,n}^*}$ , where  $\hat{\Sigma}_{kk,n}^*$  is the  $k$ th diagonal element of our subsampling covariance matrix estimate  $\hat{\Sigma}_n^*$ . Here, we use  $\theta = 1$ . The results in Panels A – B are for  $V^*(1, 1)^n$ , while Panels C – D are for  $V^*(2, 0)^n$ . In addition, the left-hand portion of the figure is for  $L = 15$  and  $p$  changing, while the right-hand part is based on  $p = 10$  and for different  $L$ . The infeasible result for  $V^*(2, 0)^n$  replaces the subsampler with the true variance, which is known here (cf. footnote 7).

As the figure shows, the studentized pre-averaging estimators tend to track the asymptotic normal approximation closely across combinations of  $p$  and  $L$ . The sole exception, appearing in Panel A, is for  $V^*(1, 1)^n$ , when  $\hat{\Sigma}_n^*$  is implemented using  $p = 3$ . Note that if  $p = 3$ , the effective sample size within a block of noisy high-frequency data is  $k_n + 2$  after pre-averaging, whereas the summands of  $V^*(1, 1)^n$  are  $2k_n$ -dependent. With such a small value of  $p$ , the block length is therefore inadequate to permit estimation of all the required autocovariances. As  $|n^{1/4}\Delta\bar{Y}_i^n|^{q_k}|n^{1/4}\Delta\bar{Y}_{i+k_n}^n|^{r_k}$  is strongly positively autocorrelated, this leads to a severe underestimation of the true variation of  $V^*(1, 1)^n$  and, hence, a pronounced overdispersion of the estimated

density. As a practical guide, one should therefore avoid computing  $\hat{\Sigma}_n^*$  with  $p = 3$ , if both  $q_k$  and  $r_k$  are different from zero, for any  $i = 1, \dots, m$ . In comparison, the corresponding graph for  $V^*(2, 0)^n$  in Panel C is much better scaled, reflecting the lesser dependence inherent in this estimator. Apart from that, the fit tends to improve for larger values of  $p$  and  $L$ , as expected.<sup>15</sup> Lastly, comparing with the infeasible result in Panels C – D, we note that the estimated densities appear slightly negatively skewed, owing to a modest, positive correlation between  $V^*(q_k, r_k)^n$  and  $\hat{\Sigma}_{kk,n}^*$ .

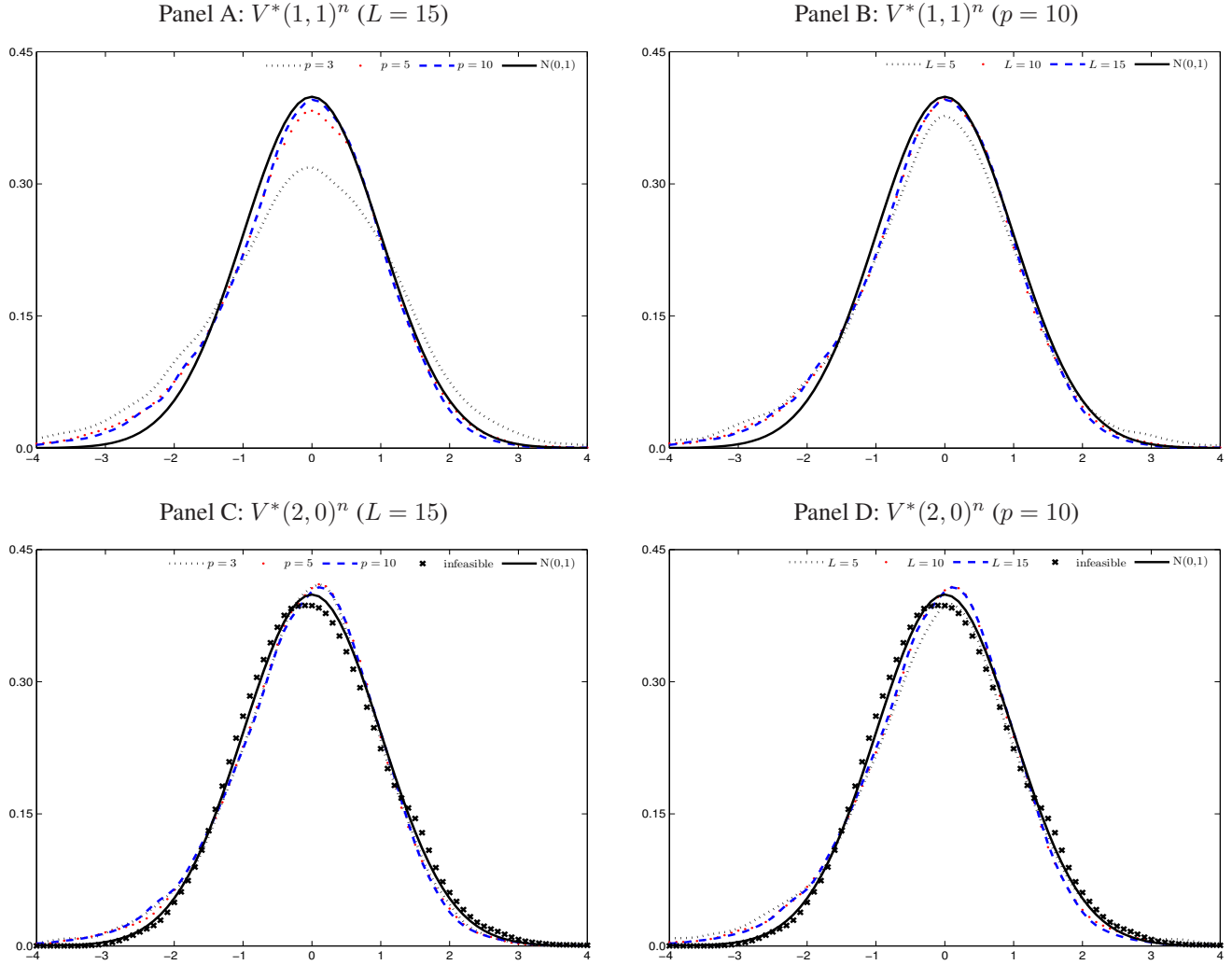
We turn next to Figure 4, where we explore how sensitive our findings are to the choice of  $\theta$ . In this figure, and throughout the remainder of this section, we fix the parameters of  $\hat{\Sigma}_n^*$  to  $p = 10$  and  $L = 15$ . As apparent from both panels, the relatively large change in  $\theta$  has only a minuscule effect on the shape of the estimated density for  $V^*(1, 1)^n$  and  $V^*(2, 0)^n$ .

In Figure 5, using  $\theta = 1$ , we look at an application that requires one to use information about the full covariance matrix estimate by reporting some results for the linear combination  $\omega'V^*(q, r)^n$  with  $\omega = (1, -\mu_1^{-2})'$ , i.e.  $V^*(2, 0)^n - \mu_1^{-2}V^*(1, 1)^n$ . In Table 1, we noted it was problematic to standardize this difference with the covariance matrix estimator put forth by Podolskij and Vetter (2009a), which was often found to be non-positive definite. The subsampler does not suffer from this issue. In Panel A of Figure 5, we therefore plot the time series of the studentized statistic across the simulations runs, using the delta method to conclude that  $n^{1/4}\omega'(V^*(q, r)^n - V^*(q, r))/\sqrt{\omega'\hat{\Sigma}_n^*\omega} \xrightarrow{d} N(0, 1)$ . Panel B inspects the kernel smoothed density estimate of the t-statistic. As evident, the asymptotic distribution theory is a decent description of the actual finite sample variation, although the fit is not perfect. As explained above,  $V^*(2, 0)^n - \mu_1^{-2}V^*(1, 1)^n$  provides information about the presence of jumps in asset prices, and significant positive values would lend support to this hypothesis. Here, the shape of the estimated density implies that the one-sided coverage probabilities of the t-statistic are slightly too large in the right tail. This would render such a hypothesis test mildly conservative, which is preferable in practice (e.g., using the 95% quantile from the standard normal distribution gives a coverage rate of 96.7% in the above figure). We note that it requires additional properties of  $\hat{\Sigma}_n^*$  for such a test to retain any power under the alternative. That is,  $\hat{\Sigma}_n^*$  is not jump-robust in its current form, so it needs to be accompanied

---

<sup>15</sup>Of course, with a fixed sample size  $n$  and pre-averaging window  $k_n$ , the parameters  $p$ ,  $L$ , and  $n_{\text{block}}$  are not free. Thus, everything else is not “fixed”, because  $n_{\text{block}}$  is decreasing for larger values of either  $p$  or  $L$  (while holding the other fixed).

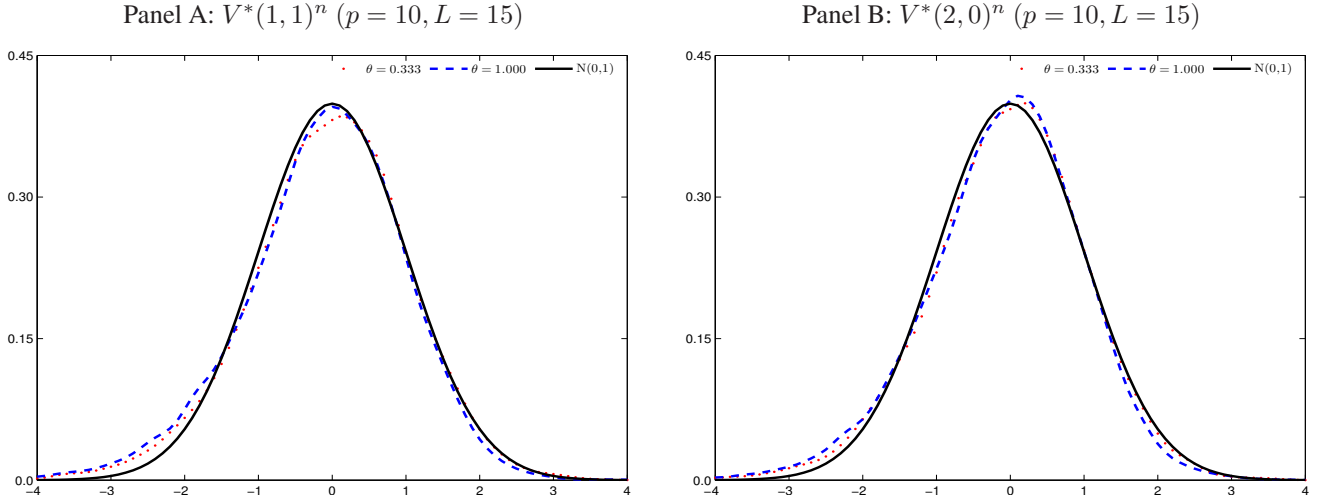
Figure 3: Kernel density estimate of the standardized  $V^*(q_k, r_k)^n$ : changing  $p$  and  $L$ .



*Note.* We show the kernel smoothed density estimates of the standardized pre-averaged bipower variation estimator:  $n^{1/4}(V^*(q_k, r_k)^n - V^*(q_k, r_k))/\sqrt{\hat{\Sigma}_{kk,n}^*}$ , where  $\hat{\Sigma}_{kk,n}^*$  is the  $k$ th diagonal element of  $\hat{\Sigma}_n^*$ . Throughout this figure,  $n = 23,400$ ,  $\theta = 1$  and we set  $k_n = \lceil \theta\sqrt{n} \rceil$  to implement pre-averaging. The simulation data is from a Heston stochastic volatility model, as described in the main text. In the left panel, the subsampler is based on  $L = 15$  subsamples, while varying the block length at  $p = 3, 5$  or  $10 \times k_n$ . The right panel is based on  $p = 10$ , while changing the number of subsamples at  $L = 5, 10$  or  $15$ . The  $n_{\text{sim}} = 10,000$  simulated t-statistics are smoothed using a Gaussian kernel with optimal bandwidth selection  $h = 1.06\hat{\sigma}n_{\text{sim}}^{-1/5}$ , where  $\hat{\sigma}$  is the sample standard deviation of the data. The infeasible result for  $V^*(2, 0)^n$  replaces the subsampler with the true variance (cf., footnote 7). The density function of a standard normal random variable (the solid black line) is superimposed as a visual reference.

by truncation, as shown in the noiseless setting in Theorem 3.6. We shall explore the joint impact of noise and price jumps on the subsampler in a companion paper, and the results could of course change with a different,

Figure 4: Kernel density estimate of the standardized  $V^*(q_k, r_k)^n$ : changing  $\theta$ .



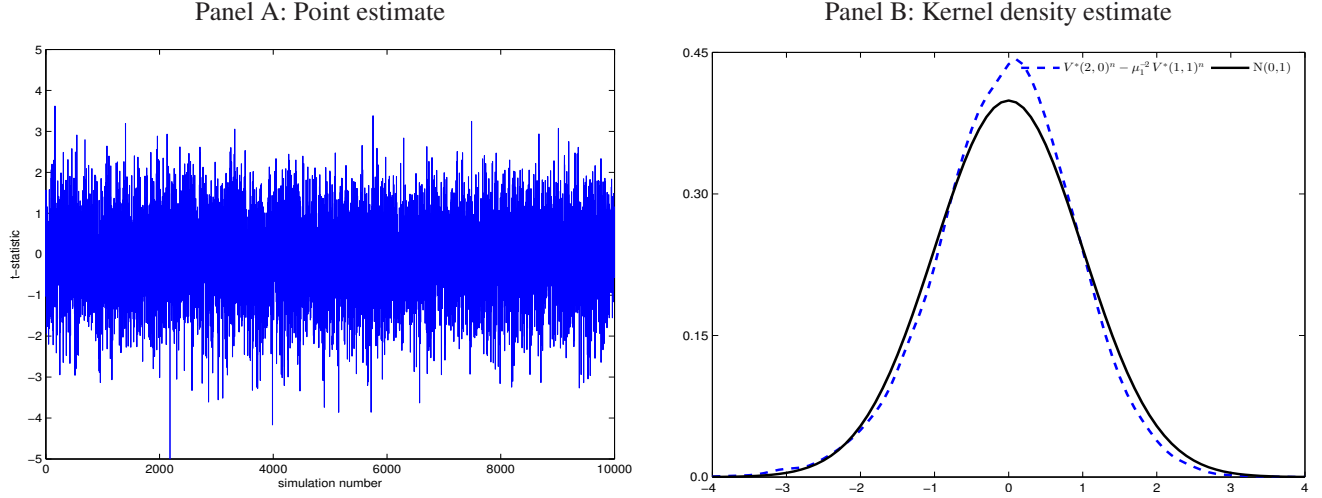
*Note.* We show the kernel smoothed density estimates of the standardized pre-averaged bipower variation estimator:  $n^{1/4}(V^*(q_k, r_k)^n - V^*(q_k, r_k))/\sqrt{\hat{\Sigma}_{kk,n}^*}$ , where  $\hat{\Sigma}_{kk,n}^*$  is the  $k$ th diagonal element of  $\hat{\Sigma}_n^*$ . Throughout this figure,  $n = 23,400$ ,  $L = 15$ ,  $p = 10$ , and we set  $k_n = \lceil \theta\sqrt{n} \rceil$  to implement pre-averaging using  $\theta = 1/3$  and  $\theta = 1$ . The simulation data is from a Heston stochastic volatility model, as described in the main text. The left panel holds the results for  $V^*(1, 1)^n$ , while the right panel is for  $V^*(2, 0)^n$ . The  $n_{\text{sim}} = 10,000$  simulated t-statistics are smoothed using a Gaussian kernel with optimal bandwidth selection  $h = 1.06\hat{\sigma}n_{\text{sim}}^{-1/5}$ , where  $\hat{\sigma}$  is the sample standard deviation of the data. The density function of a standard normal random variable (the solid black line) is superimposed as a visual reference.

albeit related, estimator of  $\Sigma^*$ .

At last, we compare our subsampler  $\hat{\Sigma}_n^*$  to an alternative, nonparametric estimator of  $\Sigma^*$ , namely the observed asymptotic variance (AVAR) of Mykland and Zhang (2017). As in our setting, the observed AVAR is based on squared increments (or outer products) of the original statistic(s) computed on smaller stretches of high-frequency data, but there are several differences between the construction of the subsampler and observed AVAR. Moreover, there is little guidance on how to select tuning parameters for the latter. We therefore proceed as follows. The sampling grid consists (using their notation) of  $B = L$  blocks at the outset. This helps to ensure comparability with  $\hat{\Sigma}_n^*$ . We then compute the observed AVAR using a two-scale approach, as a linear combination of the  $K$ -averaged apparent quadratic covariation with  $K_1 = 1$  and  $K_2 = 2$ ; see Eq. (24) in Mykland and Zhang (2017).<sup>16</sup> A forward half-interval approach is adopted to reduce the impact of edge effects induced

<sup>16</sup>The observed AVAR has a bias, which—although asymptotically negligible—could impair its accuracy in finite samples. The virtue of the two-scale construction, as advocated by Mykland and Zhang (2017), is that the bias term cancels out.

Figure 5: Properties of the standardized  $V^*(2, 0)^n - \mu_1^{-2}V^*(1, 1)^n$ .



*Note.* We plot  $\omega'V^*(q, r)^n$  with  $\omega = (1, -\mu_1^{-2})'$ , after it has been standardized by  $\hat{\Sigma}_n^*$  based on  $p = 10$  and  $L = 15$ , i.e.  $n^{1/4}(V^*(2, 0)^n - \mu_1^{-2}V^*(1, 1)^n)/\sqrt{\omega'\hat{\Sigma}_n^*\omega}$ . In Panel A, we plot the point estimates of this t-statistic across simulations, while Panel B displays the corresponding kernel smoothed density estimate. Throughout the figure,  $n = 23,400$ , and we set  $k_n = \lceil \theta\sqrt{n} \rceil$  to implement pre-averaging using  $\theta = 1$ . The simulation data is from a Heston stochastic volatility model, as described in the main text. In Panel B, the  $n_{\text{sim}} = 10,000$  simulated t-statistics are smoothed using a Gaussian kernel with optimal bandwidth selection  $h = 1.06\hat{\sigma}n_{\text{sim}}^{-1/5}$ , where  $\hat{\sigma}$  is the sample standard deviation of data. The density function of a standard normal random variable (the solid black line) is superimposed as a visual reference.

by pre-averaging. The outcome is reported in Figure 6, where we plot the standardized pre-averaged bipower variation  $V^*(2, 0)^n$  and  $V^*(1, 1)^n$  using both  $\hat{\Sigma}_n^*$  and the observed AVAR. As apparent, standardization with the subsampler tracks the standard normal curve closer compared to the observed AVAR. Indeed, the standard error of the studentized pre-averaged bipower variation is about 1.05 using  $\hat{\Sigma}_n^*$ , while it is about 1.20 using the observed AVAR.

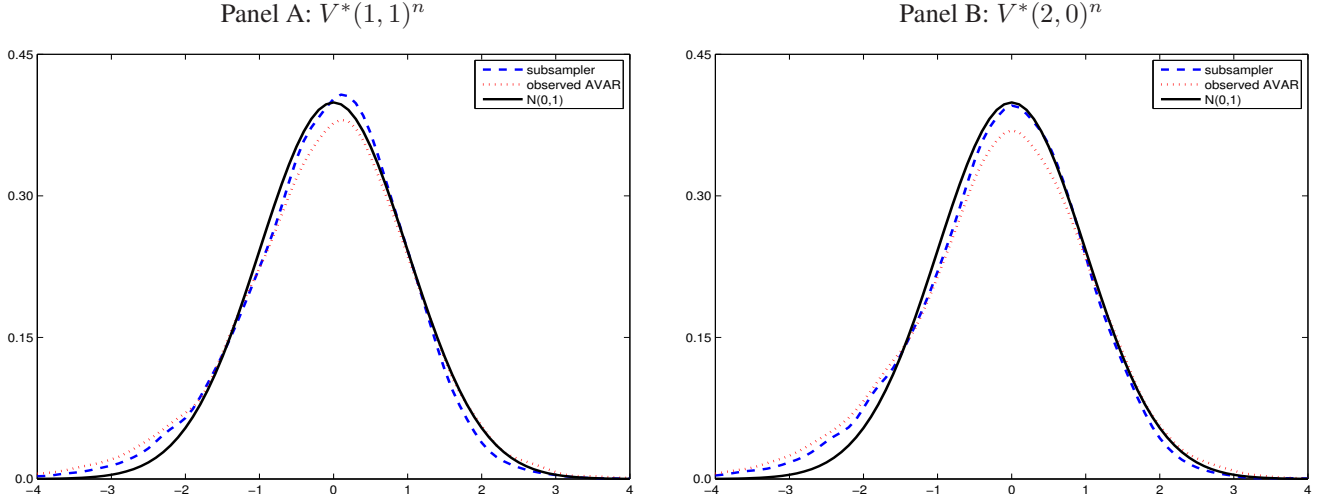
Overall, the simulation results suggest that inference based on  $\hat{\Sigma}_n^*$  is fairly robust and delivers excellent outcomes, even for modest values of its tuning parameters.

## 5. Empirical work

Here, we provide a brief illustration of the subsample estimator in the context of some real financial high-frequency data. We analyze tick-data from the Standard and Poor's depository receipts, which is an exchange-



Figure 6: Comparison of the subsampler and observed asymptotic variance.



*Note.* We show kernel smoothed density estimates of the standardized pre-averaged bipower variation estimator:  $n^{1/4}(V^*(q_k, r_k)^n - V^*(q_k, r_k))/\sqrt{\Sigma_{kk}^*}$ , where  $\Sigma_{kk}^*$  is the  $k$ th diagonal element of  $\Sigma^*$ . We replace  $\Sigma^*$  by the subsampler (based on  $L = 15$  and  $p = 10$ ) and the observed asymptotic variance. The latter is computed with  $B = 15$ , and a two-scale combination of the  $K$ -averaged apparent quadratic covariation with  $K_1 = 1$  and  $K_2 = 2$  using forward half-interval estimators, as explained in Mykland and Zhang (2017) around Eq. (24). In the figure,  $n = 23,400$  and we set  $k_n = \lceil \theta \sqrt{n} \rceil$  to implement pre-averaging using  $\theta = 1$ . The simulation data is from a Heston stochastic volatility model, as described in the main text. The left panel holds the results for  $V^*(1, 1)^n$ , while the right panel is for  $V^*(2, 0)^n$ . The  $n_{\text{sim}} = 10,000$  simulated t-statistics are smoothed using a Gaussian kernel with optimal bandwidth selection  $h = 1.06\hat{\sigma}n_{\text{sim}}^{-1/5}$ , where  $\hat{\sigma}$  is the sample standard deviation of the data. The density function of a standard normal random variable (the solid black line) is superimposed as a visual reference.

traded fund that tracks the performance of the S&P 500 stock index. The shares are listed on several U.S. stock exchanges and trade under the ticker symbol SPY. It is a highly liquid security and provides a good starting point for the subsampler, which is data-intensive. We extracted a transaction price series of the SPY from the TAQ database. The data are recorded at milli-second precision and our complete sample covers the time period from January, 2007 to March, 2011; a total of 1,169 business days. The raw data was filtered for outliers using the recommendations of Christensen, Oomen, and Podolskij (2014).<sup>17</sup> We also restrict attention to the NYSE trading session, which runs from 9:30am till 4:00pm Eastern Time. Table 2 provides a few descriptive statistics

<sup>17</sup>The Christensen, Oomen, and Podolskij (2014) filter is to a large extent based on the cleaning routines of Barndorff-Nielsen, Hansen, Lunde, and Shephard (2009). The former use a backward-forward matching algorithm to compare a trade to the quote conditions prevailing in the market around the time of the transaction. The latter evaluate each trade against a single preceding bid-ask quote, which may lead to excessive removal of data in fast-moving markets. Apart from that, the filters are identical.

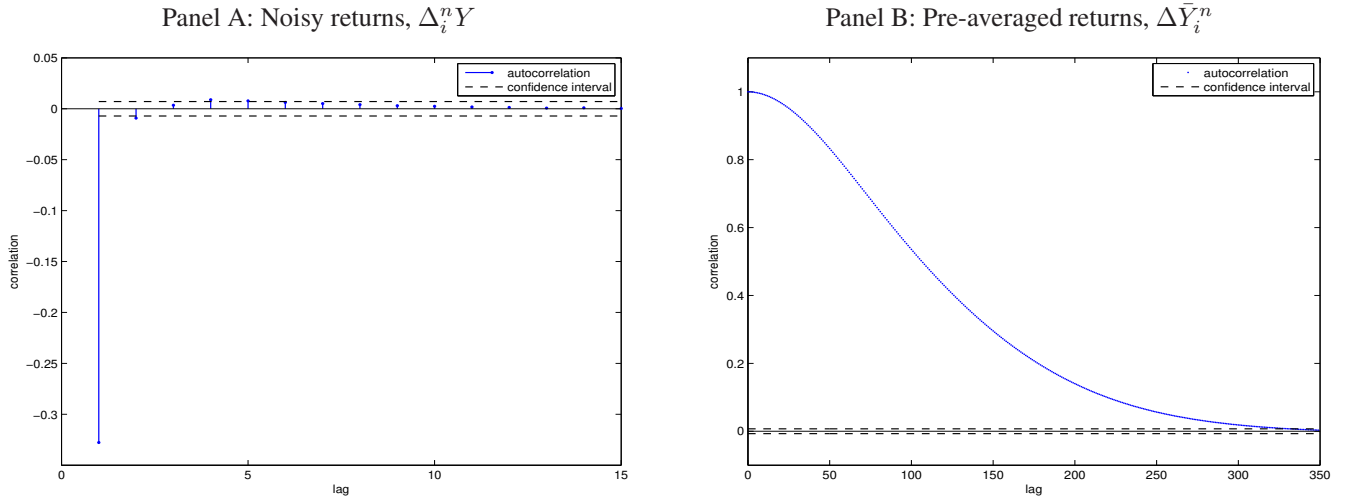
that summarize key features of the dataset.

Table 2: Summary statistics of the SPY high-frequency data.

Statistic	Sample average	[Min; Max]
$r_{oc}$	0.003	[-8.254;7.349]
$\hat{\sigma}_{r_{oc}}$	17.037	[3.474;127.923]
$n$	113.769	[13.127;533.203]
$K$	320	[115;730]

*Note.* We report some descriptive statistics of the SPY high-frequency data.  $r_{oc}$  is the open-to-close return (in percent), i.e. the difference between the log-price of the last and first transaction of the day.  $\hat{\sigma}_{r_{oc}}$  is a realized measure of the standard deviation of  $r_{oc}$ . We set  $\hat{\sigma}_{r_{oc}} = 100 \times \sqrt{250 \times \widehat{IV}}$ , where  $\widehat{IV}$  is defined in Eq. (5.1).  $n$  is the sample size (in 1,000s), while  $K$  is the pre-averaging window. The sample period is January, 2007 through March, 2011.

Figure 7: Autocorrelation function of SPY return series.

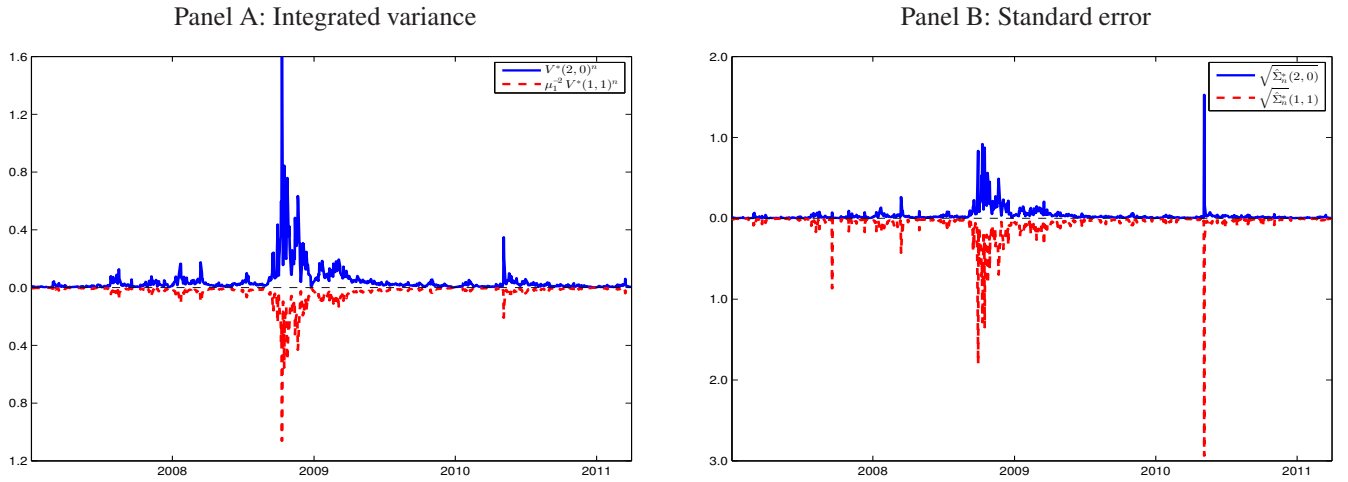


*Note.* We compute the empirical autocorrelation function (acf) of the SPY returns. Panel A is for the noisy returns (defined in Eq. (3.28)), while Panel B is for the pre-averaged returns (defined in Eq. (3.32)). The acf is estimated daily and then averaged over time. The sample period covers January, 2007 through March, 2011. The dashed line represents a 95% confidence interval for assessing the white noise null hypothesis.

In Panel A of Figure 7, we plot the sample autocorrelation function (acf) of the noisy return series,  $\Delta_i^n Y$ , up to lag 15. There is a pronounced, significantly negative first-order autocorrelation of about -0.35, which is consistent with a bid-ask bounce interpretation of microstructure noise. The acf then increases and turns

positive at lag three. The fourth and fifth autocorrelation actually fall outside the 95% confidence bands based on a white noise null hypothesis. Together with the subsequent monotonic decay of the acf, this indicates that noise operating at the tick-level is not i.i.d., as consistent with prior work (e.g., Hansen and Lunde, 2006b). We therefore proceed using a pre-averaging window based on  $\theta = 1$ , which should be a robust choice in light of the empirical evidence. The acf of the corresponding pre-averaged returns,  $\Delta \bar{Y}_i^n$ , is presented in Panel B of the figure. As expected, there is a strong dependence in this series up to lag  $k_n$ .

Figure 8: Time series of integrated variance estimates and standard error.



*Note.* In Panel A, we report the time series of the daily  $V^*(2, 0)^n$  and  $\mu_1^{-2} V^*(1, 1)^n$  estimates. The series were transformed into measures of the daily integrated variance, as detailed in Eq. (5.1). In Panel B, we plot the associated standard errors, based on  $\sqrt{\hat{\Sigma}_n^*(2, 0)}$  and  $\sqrt{\hat{\Sigma}_n^*(1, 1)}$ . We use  $p = 10$  and  $L = 15$  to implement the subsampler. The sample period covers January, 2007 through March, 2011. To facilitate the readability of the figure, the series based on  $\mu_1^{-2} V^*(1, 1)^n$  and  $\sqrt{\hat{\Sigma}_n^*(1, 1)}$  are reflected in the  $x$ -axis.

We report the resulting time series of  $V^*(2, 0)^n$  and  $\mu_1^{-2} V^*(1, 1)^n$  in Panel A of Figure 8. Note that the graph for  $\mu_1^{-2} V^*(1, 1)^n$  has been reflected in the  $x$ -axis. The statistics are first computed day-by-day across the whole sample and subsequently updated using Eq. (3.35) to provide annualized measures of the integrated variance (assuming 250 trading days p.a., on average), i.e.:

$$\widehat{\text{IV}} = \frac{V^*(2, 0)^n}{\theta \psi_2^{k_n}} - \frac{\psi_1^{k_n} \hat{\omega}^2}{\theta \psi_2^{k_n}} \xrightarrow{p} \int_0^1 \sigma_s^2 ds, \quad (5.1)$$

with an identical transformation of  $\mu_1^{-2} V^*(1, 1)^n$ .

The term  $\frac{\psi_1^{k_n} \hat{\omega}^2}{\theta \psi_2^{k_n}}$  is a small bias correction that compensates the pre-averaged bipower variation for the residual effect of microstructure noise.<sup>18</sup>  $\hat{\omega}^2$  is an estimate of the noise variance,  $\omega^2$ . There are several estimators, which can serve the role of  $\hat{\omega}^2$  (see, e.g., Gatheral and Oomen, 2010). Among these, we adopt the one from Oomen (2006), which relies on the first-order autocorrelation of the noisy returns:

$$\hat{\omega}^2 = -\frac{1}{n-1} \sum_{i=1}^{n-1} \Delta_i^n Y \Delta_{i+1}^n Y \xrightarrow{p} \omega^2. \quad (5.2)$$

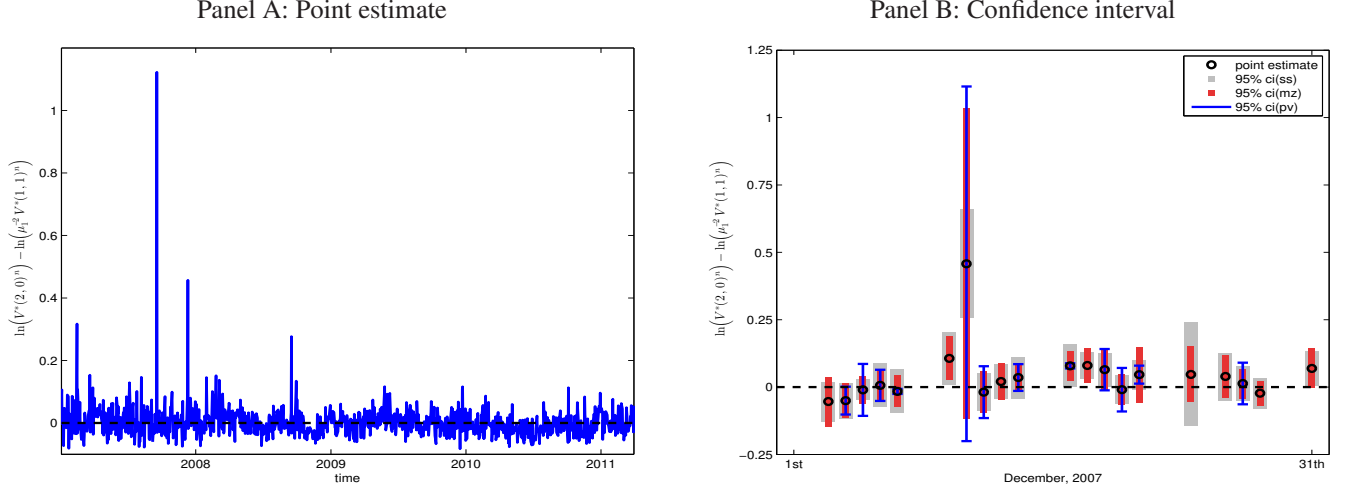
We find a high degree of time-variation and persistence in the  $\widehat{IV}$  series. The onset of the financial crisis and—in particular—the unprecedented volatility surrounding the collapse of Lehman Brothers in 2008 stands out visibly. To attach a measure of uncertainty to these estimates, Panel B charts the associated standard error estimate,  $\sqrt{\hat{\Sigma}_{11,n}^* / \theta \psi_2^{k_n}}$  and  $\sqrt{\hat{\Sigma}_{22,n}^* / \theta \psi_2^{k_n}}$ , where the latter are based on the subsampler with  $L = 15$  and  $p = 10$ . As expected, high levels of volatility spill over into the standard errors and tend to decrease estimation accuracy. The apparent outliers showing up in the standard error series in Q3, 2007 and Q2, 2010 correspond to single days with unusual market activity. The first is September 18, 2007, where the Federal Open Market Committee (FOMC) announced an unexpected reduction of its target for the federal funds rate by 50 basis points, while the second is May 6, 2010; the day of the S&P 500 Flash Crash.

Turn next to Figure 9, where we conduct inference about  $V^*(2, 0)^n - \mu_1^{-2} V^*(1, 1)^n$ . In Panel A, we compute the difference in the logarithms of these numbers, i.e.  $\ln(V^*(2, 0)^n) - \ln(\mu_1^{-2} V^*(1, 1)^n)$ , which tends to be less volatile compared to the raw statistic. As shown, the majority of the point estimates hover around zero, which is the theoretical limit in diffusion models. There are some notable exceptions though, and in Panel B we examine one of these by zooming in on the month of December, 2007. Alongside the statistic, we here report a two-sided 95% confidence interval. Standard errors were found by applying the delta method (for the function  $f(x, y) = \ln(y) - \ln(\mu_1^{-2} x)$ ) to the joint asymptotic distribution in Eq. (3.34) and then replacing the asymptotic variance of the difference by a feasible estimate. In particular, we compare a set of intervals based on the subsampler,  $\hat{\Sigma}_n^*$ , with those computed from the observed AVAR of Mykland and Zhang (2017), which

---

<sup>18</sup>The bias correction in Eq. (5.1) is only correct, when the noise is i.i.d. Meanwhile, the estimator of  $\omega^2$  we propose in Eq. (5.2) is robust to the presence of a heteroscedastic noise process, but it is generally not consistent for  $\rho^2$  from Section 3.3.4, if the noise is autocorrelated. As the current application is merely illustrative, we ignore that issue here.

Figure 9: Inference about  $\ln(V^*(2, 0)^n) - \ln(\mu_1^{-2}V^*(1, 1)^n)$ .



*Note.* We compute the difference  $\ln(V^*(2, 0)^n) - \ln(\mu_1^{-2}V^*(1, 1)^n)$ , which shows potential violations of the assumed continuous sample path model.  $V^*(2, 0)^n$  and  $V^*(1, 1)^n$  are defined in Eq. (3.33). In Panel A, we plot the time series of the daily estimates of this number across the sample, which covers January, 2007 through March, 2011. In Panel B, we add a two-sided 95% confidence interval for the log-difference during the month of December, 2007. The standard errors are found by applying the delta method to the joint asymptotic distribution in Eq. (3.34). We replace the asymptotic covariance matrix by the subsampler (wide, grey box),  $\tilde{\Sigma}_n^*$ , the Mykland and Zhang (2017) observed asymptotic variance computed as described in the simulation section (narrow, red box), and the estimator proposed in Podolskij and Vetter (2009a) (blue whisker),  $\tilde{\Sigma}_n^*$ . The former is implemented by setting  $p = 10$  and  $L = 15$ . In both panels, the dashed line represents the limiting value in a pure diffusion model.

is again computed as explained in the simulation section, and to the Podolskij and Vetter (2009a) estimator,  $\tilde{\Sigma}_n^*$ . If the latter leads to a negative variance estimate, it is excluded. As consistent with Table 1, this is a recurrent problem. Moreover, if all three estimates are well-defined, they are often closely aligned, but both the subsampler and observed AVAR appear less erratic, while  $\tilde{\Sigma}_n^*$  is often very narrow or wide. This is most visible from the big discrepancy on December 11, 2007, marking a day with yet another rate cut by the Fed. On this day, the condition number of  $\tilde{\Sigma}_n^*$  is  $\text{cond}(\tilde{\Sigma}_n^*) = 452.36$ , which suggest that the underlying covariance matrix estimate is very fragile. The corresponding figure for the observed asymptotic variance is 64.68, which is again rather high, and indeed it also leads to a very large confidence interval here. Meanwhile, the condition number of the subsampler is more modest at  $\text{cond}(\tilde{\Sigma}_n^*) = 15.16$ , and it generally appears to be the most stable over time.

To end the paper, we provide an alternative application, where the subsampler is used to draw inference

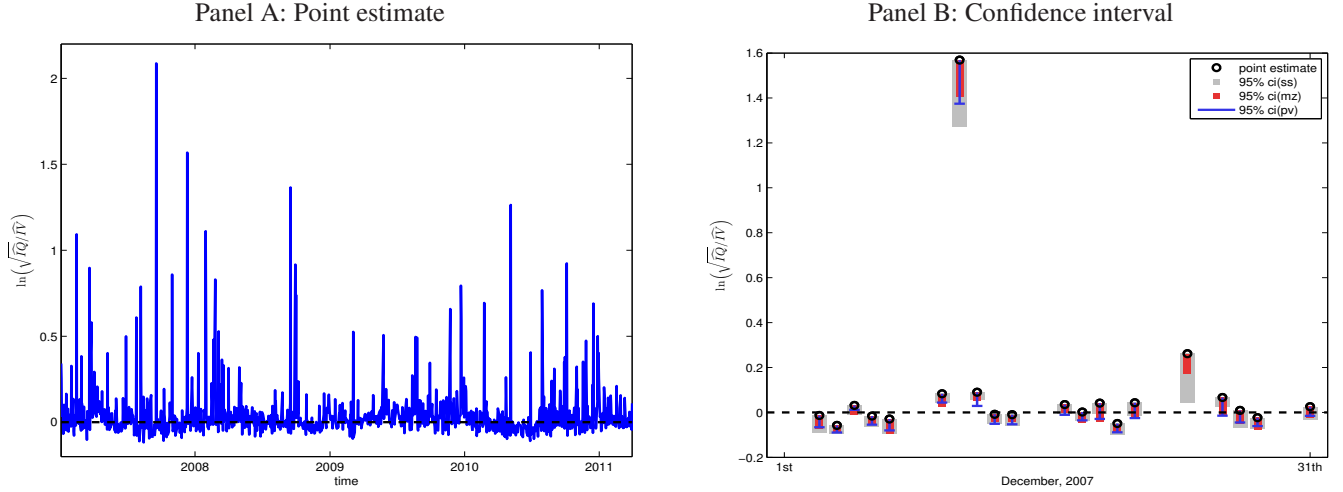
about the amount of heteroscedasticity in noisy high-frequency data. To do this, we start by computing the statistics  $V^*(2, 0)^n$  and  $V^*(4, 0)^n$ , i.e. the pre-averaged bipower variation based on the parameter  $q = (4, 2)'$  (and  $r = (0, 0)'$ ). Taking these as input, we appeal to Eq. (3.35) by forming the estimate:

$$\widehat{\text{IQ}} = \frac{\mu_4^{-1} V^*(4, 0)^n}{(\theta \psi_2^{k_n})^2} - \frac{2 \psi_2^{k_n} \psi_1^{k_n} \hat{\omega}^2}{(\theta \psi_2^{k_n})^2} \widehat{\text{IV}} - \frac{(\psi_1^{k_n} \hat{\omega}^2)^2}{(\theta^2 \psi_2^{k_n})^2} \xrightarrow{P} \int_0^1 \sigma_s^4 ds, \quad (5.3)$$

which converges to the so-called integrated quarticity. We then exploit that  $\sqrt{\widehat{\text{IQ}}/\widehat{\text{IV}}} \xrightarrow{P} \sqrt{\int_0^1 \sigma_s^4 ds / \int_0^1 \sigma_s^2 ds} \geq 1$ , with equality if and only if  $\sigma$  is constant. Thus, an estimated ratio far above one suggests there is significant variation in volatility within the day, while a ratio close to one means  $\sigma$  can be regarded, as if it was approximately constant. This type of statistic has been exploited in earlier work to test for the parametric form of volatility (e.g., Dette, Podolskij, and Vetter, 2006; Vetter and Dette, 2012), and it is also finds use in the jump-testing literature (e.g., Barndorff-Nielsen and Shephard, 2006; Kolokolov and Renò, 2016).

The outcome of this exercise is collected in Figure 10. In Panel A, we plot the time series of the estimated log-ratio, i.e.  $\ln(\sqrt{\widehat{\text{IQ}}/\widehat{\text{IV}}})$ . We again use a log-transformation in order to improve the scaling of the results and facilitate interpretation of the graphs. The log-ratio should cluster around zero, if volatility is constant. We observe an extreme degree of fluctuation in this statistic over time, and, as anticipated, there are many days, where the log-ratio is large. Still, we also find a decent portion of estimates, which are close to zero. Small negative numbers can be observed as a result of sampling variation. In Panel B, we complement the analysis by looking at the month of December, 2007. We add a left-sided 95% confidence interval for  $\ln(\sqrt{\widehat{\text{IQ}}/\widehat{\text{IV}}})$ , where standard errors are again retrieved via the delta method and three estimates of the asymptotic covariance matrix. The interpretation is that on some days, such as the day of the FOMC meeting, volatility is changing a lot, while on others it is not moving much, which is consistent with the findings of Mykland and Zhang (2017, Figure 1). Of course, the latter finding can also arise, if the high-frequency data is not informative enough to discriminate random sampling errors from genuine parameter variation in  $\sigma$ , which could be difficult in times of severe stress in financial markets. In this respect, it is important to acknowledge the limitations of the subsampler, which, albeit consistent, is itself subject to a substantial degree of sampling uncertainty in practice.

Figure 10: Inference about  $\ln \left( \sqrt{\widehat{IQ}/\widehat{IV}} \right)$ .



*Note.* We compute the log-ratio  $\ln \left( \sqrt{\widehat{IQ}/\widehat{IV}} \right)$ , which measures the degree of heteroscedasticity in  $\sigma$  within the day.  $\widehat{IV}$  and  $\widehat{IQ}$  are defined in Eqs. (5.1) and (5.3). In Panel A, we plot the time series of the daily estimates of this number across the sample, which covers January, 2007 through March, 2011. In Panel B, we add a left-sided 95% confidence interval for the log-ratio during the month of December, 2007 (the upper end of the interval extending to  $+\infty$  is not shown). The standard errors are found by applying the delta method to the joint asymptotic distribution in Eq. (3.34). We replace the asymptotic covariance matrix by the subsampler (wide, grey box),  $\widehat{\Sigma}_n^*$ , the Mykland and Zhang (2017) observed asymptotic variance computed as described in the simulation section (narrow, red box), and the estimator proposed in Podolskij and Vetter (2009a) (blue whisker),  $\widehat{\Sigma}_n^*$ . The former is implemented by setting  $p = 10$  and  $L = 15$ . In both panels, the dashed line represents the limiting value in a constant volatility model.

## 6. Conclusion

In this paper, we propose a subsample estimator of the asymptotic conditional covariance matrix of bipower variation. The theory is developed for diffusion models both with and without microstructure noise. We show our estimator is consistent and, under suitable conditions, we find an error decomposition of our statistic, from which we are able to derive its rate of convergence. To complement the theory, we conduct a Monte Carlo study, which documents how the subsampler can be used to draw feasible inference about pre-averaged bipower variation in the presence of noise. The results are compelling and show that the subsampler delivers accurate inference and that it is robust to the choice of its tuning parameters, i.e. the number of subsamples and the block length. We concluded with an empirical analysis that provides an illustration of a few of the directions, in which the subsampler can be applied to real high-frequency data.

In future research, several extensions of the current paper are possible. First, as we noted here, we can use the subsampler as an ingredient to test for the presence of jumps in noisy high-frequency data. This requires the subsampler to be robust against such jumps, while also being resistant to the influence of microstructure noise, which the current implementation is not. This is a line of research that we are currently looking into ourselves in a companion paper. Second, there is some work to be done on the optimal selection of tuning parameters. Finally, as we stressed in the main text, pre-averaging can not only be used to consistently estimate integrated variance and quarticity, but also more general functionals of volatility. Meanwhile, subsampling facilitates estimation of the asymptotic covariance matrix of such pre-averaged high-frequency statistics under mild conditions on the noise process. The combination is therefore potent, and we envision that a lot of empirical papers can benefit from and follow in the aftermath of our work.



## References

- Aït-Sahalia, Y., and J. Jacod, 2012, “Analyzing the spectrum of asset returns: Jump and volatility components in high frequency data,” *Journal of Economic Literature*, 50(4), 1007–1050.
- Aït-Sahalia, Y., J. Jacod, and J. Li, 2012, “Testing for jumps in noisy high frequency data,” *Journal of Econometrics*, 168(2), 207–222.
- Aït-Sahalia, Y., P. A. Mykland, and L. Zhang, 2005, “How often to sample a continuous-time process in the presence of market microstructure noise,” *Review of Financial Studies*, 18(2), 351–416.
- , 2011, “Ultra high frequency volatility estimation with dependent microstructure noise,” *Journal of Econometrics*, 160(1), 160–175.
- Andersen, T. G., and T. Bollerslev, 1998, “Answering the skeptics: Yes, standard volatility models do provide accurate forecasts,” *International Economic Review*, 39(4), 885–905.
- Andersen, T. G., T. Bollerslev, and F. X. Diebold, 2010, “Parametric and nonparametric volatility measurement,” in *Handbook of Financial Econometrics*, ed. by L. P. Hansen, and Y. Ait-Sahalia. North-Holland, Amsterdam, pp. 67–138.
- Andersen, T. G., T. Bollerslev, and N. Meddahi, 2005, “Correcting the errors: Volatility forecast evaluation using high-frequency data and realized volatilities,” *Econometrica*, 73(1), 279–296.
- , 2011, “Realized volatility forecasting and market microstructure noise,” *Journal of Econometrics*, 160(1), 220–234.
- Andersen, T. G., D. Dobrev, and E. Schaumburg, 2012, “Jump-robust volatility estimation using nearest neighbour truncation,” *Journal of Econometrics*, 169(1), 75–93.
- Back, K., 1991, “Asset prices for general processes,” *Journal of Mathematical Economics*, 20(4), 371–395.
- Bandi, F. M., and J. R. Russell, 2006, “Separating microstructure noise from volatility,” *Journal of Financial Economics*, 79(3), 655–692.
- Barndorff-Nielsen, O. E., S. E. Graversen, J. Jacod, M. Podolskij, and N. Shephard, 2006, “A central limit theorem for realized power and bipower variations of continuous semimartingales,” in *From Stochastic Calculus to Mathematical Finance: The Shiryaev Festschrift*, ed. by Y. Kabanov, R. Lipster, and J. Stoyanov. Springer, Heidelberg, pp. 33–68.
- Barndorff-Nielsen, O. E., P. R. Hansen, A. Lunde, and N. Shephard, 2008, “Designing realized kernels to measure the ex post variation of equity prices in the presence of noise,” *Econometrica*, 76(6), 1481–1536.
- , 2009, “Realized kernels in practice: trades and quotes,” *Econometrics Journal*, 12(3), 1–32.
- , 2011, “Multivariate realised kernels: Consistent positive semi-definite estimators of the covariation of equity prices with noise and non-synchronous trading,” *Journal of Econometrics*, 162(2), 149–169.
- Barndorff-Nielsen, O. E., and N. Shephard, 2002, “Econometric analysis of realized volatility and its use in estimating stochastic volatility models,” *Journal of the Royal Statistical Society: Series B*, 64(2), 253–280.
- , 2004, “Power and bipower variation with stochastic volatility and jumps,” *Journal of Financial Econometrics*, 2(1), 1–48.

- , 2006, “Econometrics of testing for jumps in financial economics using bipower variation,” *Journal of Financial Econometrics*, 4(1), 1–30.
- , 2007, “Variation, jumps, market frictions and high frequency data in financial econometrics,” in *Advances in Economics and Econometrics: Theory and Applications, Ninth World Congress, Volume III*, ed. by R. Blundell, P. Torsten, and W. K. Newey. Cambridge University Press, Cambridge, pp. 328–372.
- Black, F., 1976, “Studies of stock market volatility changes,” in *Proceedings of the American Statistical Association*, pp. 177–181.
- , 1986, “Noise,” *Journal of Finance*, 41(3), 529–543.
- Black, F., and M. Scholes, 1973, “The pricing of options and corporate liabilities,” *Journal of Political Economy*, 81(3), 637–654.
- Christensen, K., R. C. A. Oomen, and M. Podolskij, 2010, “Realised quantile-based estimation of the integrated variance,” *Journal of Econometrics*, 159(1), 74–98.
- , 2014, “Fact or friction: Jumps at ultra high frequency,” *Journal of Financial Economics*, 114(3), 576–599.
- Christensen, K., M. Podolskij, and M. Vetter, 2013, “On covariation estimation for multivariate continuous Itô semi-martingales with noise in non-synchronous observation schemes,” *Journal of Multivariate Analysis*, 120(1), 59–84.
- Christie, A. A., 1982, “The stochastic behavior of common stock variances: Value, leverage and interest rate effects,” *Journal of Financial Economics*, 10(4), 407–432.
- Corsi, F., D. E. Pirino, and R. Renò, 2010, “Threshold bipower variation and the impact of jumps on volatility forecasting,” *Journal of Econometrics*, 159(2), 276–288.
- Delbaen, F., and W. Schachermayer, 1994, “A general version of the fundamental theorem of asset pricing,” *Mathematische Annalen*, 300(1), 463–520.
- Dette, H., and M. Podolskij, 2008, “Testing the parametric form of the volatility in continuous time diffusion models—A stochastic process approach,” *Journal of Econometrics*, 143(1), 56–73.
- Dette, H., M. Podolskij, and M. Vetter, 2006, “Estimation of integrated volatility in continuous-time financial models with applications to goodness-of-fit testing,” *Scandinavian Journal of Statistics*, 33(2), 259–278.
- Diebold, F. X., and G. H. Strasser, 2013, “On the correlation structure of microstructure noise: A financial economic approach,” *Review of Economic Studies*, 80(4), 1304–1337.
- Gatheral, J., and R. C. A. Oomen, 2010, “Zero-intelligence realized variance estimation,” *Finance and Stochastics*, 14(2), 249–283.
- Gloter, A., and J. Jacod, 2001a, “Diffusions with measurement errors. I - local asymptotic normality,” *ESAIM: Probability and Statistics*, 5, 225–242.
- , 2001b, “Diffusions with measurement errors. II - measurement errors,” *ESAIM: Probability and Statistics*, 5, 243–260.
- Greene, W. H., 2011, *Econometric Analysis*. Prentice Hall, New Jersey, 7th edn.

- Hansen, P. R., and A. Lunde, 2006a, “Consistent ranking of volatility models,” *Journal of Econometrics*, 131(1–2), 97–121.
- , 2006b, “Realized variance and market microstructure noise,” *Journal of Business and Economic Statistics*, 24(2), 127–161.
- , 2014, “Estimating the persistence and the autocorrelation function of a time series that is measured with error,” *Econometric Theory*, 30(1), 60–93.
- Hautsch, N., L. M. Kyj, and R. C. A. Oomen, 2012, “A blocking and regularization approach to high dimensional realized covariance estimation,” *Journal of Applied Econometrics*, 27(4), 625–645.
- Hautsch, N., and M. Podolskij, 2013, “Pre-averaging based estimation of quadratic variation in the presence of noise and jumps: Theory, implementation, and empirical evidence,” *Journal of Business and Economic Statistics*, 31(2), 165–183.
- Heston, S. L., 1993, “A closed-form solution for options with stochastic volatility with applications to bond and currency options,” *Review of Financial Studies*, 6(2), 327–343.
- Ikeda, N., and S. Watanabe, 1989, *Stochastic Differential Equations and Diffusion Processes*. North-Holland, Amsterdam, 2nd edn.
- Ikeda, S. S., 2016, “A bias-corrected estimator of the covariation matrix of multiple security prices when both microstructure effects and sampling durations are persistent and endogenous,” *Journal of Econometrics*, 193(1), 203–214.
- Jacod, J., Y. Li, P. A. Mykland, M. Podolskij, and M. Vetter, 2009, “Microstructure noise in the continuous case: The pre-averaging approach,” *Stochastic Processes and their Applications*, 119(7), 2249–2276.
- Jacod, J., and P. E. Protter, 2012, *Discretization of Processes*. Springer, Berlin, 2nd edn.
- Jorion, P., 2006, *Value at Risk: The New Benchmark for Managing Financial Risk*. McGraw-Hill, New York, 3rd edn.
- Kalnina, I., 2011, “Subsampling high frequency data,” *Journal of Econometrics*, 161(2), 262–283.
- , 2015, “Inference for nonparametric high-frequency estimators with an application to time variation in betas,” Working paper, Université de Montréal.
- Kalnina, I., and O. Linton, 2007, “Inference about realized volatility using infill subsampling,” Working paper, London School of Economics.
- , 2008, “Estimating quadratic variation consistently in the presence of endogenous and diurnal measurement error,” *Journal of Econometrics*, 147(1), 47–59.
- Kolokolov, A., and R. Renò, 2016, “Efficient multipowers,” Working paper, University of Verona.
- Mancini, C., 2009, “Non-parametric threshold estimation for models with stochastic diffusion coefficient and jumps,” *Scandinavian Journal of Statistics*, 36(2), 270–296.
- Markowitz, H. M., 1952, “Portfolio selection,” *Journal of Finance*, 7(1), 77–91.

- Mykland, P. A., N. Shephard, and K. Sheppard, 2012, “Efficient and feasible inference for the components of financial variation using blocked multipower variation,” Working paper, University of Chicago.
- Mykland, P. A., and L. Zhang, 2017, “Assessment of uncertainty in high frequency data: The observed asymptotic variance,” *Econometrica*, 85(1), 197–231.
- Niederhoffer, V., and M. F. M. Osborne, 1966, “Market making and reversal on the stock exchange,” *Journal of the American Statistical Association*, 61(316), 897–916.
- Nualart, D., 2006, *The Malliavin Calculus and Related Topics*. Springer, Berlin, 2nd edn.
- Oomen, R. C. A., 2006, “Comment on 2005 JBES invited address “Realized variance and market microstructure noise” by Peter R. Hansen and Asger Lunde,” *Journal of Business and Economic Statistics*, 24(2), 195–202.
- Patton, A. J., 2011, “Volatility forecast comparison using imperfect volatility proxies,” *Journal of Econometrics*, 160(1), 246–256.
- Podolskij, M., and M. Vetter, 2009a, “Bipower-type estimation in a noisy diffusion setting,” *Stochastic Processes and their Applications*, 119(9), 2803–2831.
- , 2009b, “Estimation of volatility functionals in the simultaneous presence of microstructure noise and jumps,” *Bernoulli*, 15(3), 634–658.
- Politis, D. N., and J. P. Romano, 1994, “Large sample confidence regions based on subsamples under minimal assumptions,” *Annals of Statistics*, 22(4), 2031–2050.
- Politis, D. N., J. P. Romano, and M. Wolf, 1999, *Subsampling*. Springer, Berlin, 1st edn.
- Roll, R., 1984, “A simple implicit measure of the effective bid-ask spread in an efficient market,” *Journal of Finance*, 39(4), 1127–1139.
- Sharpe, W. F., 1964, “Capital asset prices: A theory of market equilibrium under conditions of risk,” *Journal of Finance*, 19(3), 425–442.
- Varneskov, R. T., 2016, “Flat-top realized kernel estimation of quadratic covariation with nonsynchronous and noisy asset prices,” *Journal of Business and Economic Statistics*, 34(1), 1–22.
- Vetter, M., and H. Dette, 2012, “Model checks for the volatility under microstructure noise,” *Bernoulli*, 18(4), 1421–1447.
- Zhang, L., 2006, “Efficient estimation of stochastic volatility using noisy observations: A multi-scale approach,” *Bernoulli*, 12(6), 1019–1043.
- Zhang, L., P. A. Mykland, and Y. Aït-Sahalia, 2005, “A tale of two time scales: determining integrated volatility with noisy high-frequency data,” *Journal of the American Statistical Association*, 100(472), 1394–1411.
- Zhou, B., 1996, “High-frequency data and volatility in foreign-exchange rates,” *Journal of Business and Economic Statistics*, 14(1), 45–52.

## A. Appendix of proofs

In this appendix, we prove the theoretical results that are found in the main text. Throughout the proofs, all positive constants are denoted by  $C$  (or  $C_p$ , if it depends on a parameter  $p$ ), although they may change from line to line. It follows from a standard localization procedure that we can assume that  $a, \sigma, \tilde{a}, \tilde{\sigma}$  and  $\tilde{v}$  are bounded, e.g., BGJPS6. Furthermore, under Assumption (V), we also assume without loss of generality that

$$\sigma_t = \sigma_0 + \int_0^t \tilde{a}_s ds + \int_0^t \tilde{\sigma}_s dW_s + \int_0^t \tilde{v}_s dB_s + \int_0^t \int_E \tilde{\delta}(s, x)(\tilde{\mu} - \tilde{\nu})(ds, dx), \quad (\text{A.1})$$

and it holds that

$$\sup_{\omega \in \Omega, s \geq 0} |\tilde{\delta}(\omega, s, x)| \leq \tilde{\psi}(x) \leq C \quad \text{and} \quad \int_E \tilde{\psi}^2(x) \tilde{F}(dx) < \infty.$$

By Assumption (J), we can also apply this localization to the jump component of  $X$ . Moreover, due to the polarization identity, we can (and shall) assume throughout that  $m = 1$ , so that all statistics are 1-dimensional.

### A.1. Proof of Theorem 3.1

We start by introducing some notation. We define:

$$\alpha_i^n = \sqrt{n} \sigma_{\frac{i-1}{n}} \Delta_i^n W \quad \text{and} \quad \chi_i^n = f(\alpha_i^n) - \mathbb{E} \left[ f(\alpha_i^n) \mid \mathcal{F}_{\frac{i-1}{n}} \right]. \quad (\text{A.2})$$

We note that  $\alpha_i^n$  is a first-order approximation of  $\sqrt{n} \Delta_i^n X$ . The next lemma is shown in BGJPS6.

**Lemma A.1** *Assume that  $p \geq 2$  and let  $h$  be any function of polynomial growth. Then,*

$$\mathbb{E}[|\alpha_i^n|^p] + \mathbb{E}[|\sqrt{n} \Delta_i^n X|^p] + \mathbb{E}[|h(\alpha_i^n)|^p] + \mathbb{E}[|\chi_i^n|^p] \leq C_p, \quad (\text{A.3})$$

and, if  $\sigma$  is continuous,

$$\mathbb{E}[|\sqrt{n} \Delta_i^n X - \alpha_i^n|^p] \leq C_p n^{-p/2}. \quad (\text{A.4})$$

In the proofs, we make use of Burkholder's inequality several times. This inequality basically says that for any continuous process  $Z$  of the form in Eq. (2.1) and for any  $p \geq 2$ :

$$\mathbb{E}[|Z_t - Z_s|^p] \leq C_p |t - s|^{p/2}. \quad (\text{A.5})$$

Following the comments above, the definition of  $\hat{\Sigma}_n$  here collapses to:

$$\hat{\Sigma}_n = \frac{1}{L} \sum_{l=1}^L \left( \sqrt{\frac{n}{L}} \left( V_l(f)^n - V(f)^n \right) \right)^2,$$

To estimate  $\hat{\Sigma}_n - \Sigma$ , we make the following approximations:

$$\begin{aligned} \Sigma_n &= \frac{1}{L} \sum_{l=1}^L \left( \sqrt{\frac{n}{L}} \left( V_l(f)^n - V(f)^n \right) \right)^2, & Q_n &= \frac{1}{n} \sum_{l=1}^L \left( \sum_{i=1}^{n/L} \chi_{(i-1)L+l}^n \right)^2, \\ U_n &= \frac{1}{n} \sum_{l=1}^L \sum_{i=1}^{n/L} \left( \chi_{(i-1)L+l}^n \right)^2, & R_n &= \frac{1}{n} \sum_{l=1}^L \sum_{i=1}^{n/L} \mathbb{E} \left[ \left( \chi_{(i-1)L+l}^n \right)^2 \mid \mathcal{F}_{\frac{(i-1)L+l-1}{n}} \right]. \end{aligned}$$

The goal is then to find an optimal upper bound on the error entailed by these approximations. In particular, the proof is completed, if we can show that under the conditions of Theorem 3.1:

$$\mathbb{E}[|\Sigma_n - Q_n|] \leq C \left( \frac{L}{n} + \frac{1}{\sqrt{n}} \right), \quad (\text{i})$$

$$\mathbb{E}[|Q_n - U_n|] \leq \frac{C}{\sqrt{L}}, \quad (\text{ii})$$

$$\mathbb{E}[|U_n - R_n|] \leq \frac{C}{\sqrt{n}}, \quad (\text{iii})$$

$$\mathbb{E}[|R_n - \Sigma|] \leq \frac{C}{n}, \quad (\text{iv})$$

$$\mathbb{E}[|\hat{\Sigma}_n - \Sigma_n|] \leq \frac{C}{L}. \quad (\text{v})$$

We prove these estimates in the order (iii), (v), (ii), (iv), and (i); the last step being the hardest.

**Proof of (iii).** This part is almost trivial. We note that

$$U_n - R_n = \frac{1}{n} \sum_{i=1}^n \left( \left( \chi_i^n \right)^2 - \mathbb{E} \left[ \left( \chi_i^n \right)^2 \mid \mathcal{F}_{\frac{i-1}{n}} \right] \right),$$

which is a sum of martingale differences. Lemma A.1 implies that  $\mathbb{E} \left[ \left( \chi_i^n \right)^4 \right] \leq C$ . Then, we are done, as

$$\mathbb{E}[|U_n - R_n|^2] \leq \frac{C}{n}. \quad (\text{A.6})$$

■

**Proof of (v).** First, the identity

$$\sum_{l=1}^L V_l(f)^n = LV(f)^n,$$

together with some simple algebra imply that

$$\hat{\Sigma}_n - \Sigma_n = -\frac{n}{L}(V(f)^n - V(f))^2.$$

Then, we finish the proof of (v) by using that

$$\mathbb{E}\left[(V(f)^n - V(f))^2\right] \leq \frac{C}{n},$$

which has already been established in prior work cited above. ■

**Proof of (ii).** We define  $S_l^m = \sum_{i=1}^m \chi_{(i-1)L+l}^n$  and  $T_l^m = \sum_{i=1}^m (\chi_{(i-1)L+l}^n)^2$  and observe that

$$Q_n - U_n = \frac{1}{n} \sum_{l=1}^L A_l^n,$$

where, for each  $l$ , we use the notation

$$A_l^n = \left(S_l^{n/L}\right)^2 - T_l^{n/L} = \sum_{i,j=1, i \neq j}^{n/L} \chi_{(i-1)L+l}^n \chi_{(j-1)L+l}^n.$$

As  $A_{l_1}^n$  and  $A_{l_2}^n$  are uncorrelated for every  $l_1 \neq l_2$ , we find that

$$\begin{aligned} \mathbb{E}[(Q_n - U_n)^2] &= \frac{1}{n^2} \sum_{l=1}^L \mathbb{E}[(A_l^n)^2] \\ &\leq \frac{C}{n^2} \sum_{l=1}^L \left( \mathbb{E}[(S_l^{n/L})^4] + \mathbb{E}[(T_l^{n/L})^2] \right). \end{aligned} \tag{A.7}$$

We note that  $(S_l^m)_{m=1}^{n/L}$  is a discrete martingale for each fixed  $l$ . Then, the discrete Burkholder and Cauchy-Schwarz inequalities together with Lemma A.1 imply that

$$\mathbb{E}[(S_l^{n/L})^4] \leq C \mathbb{E}\left[\left(\sum_{i=1}^{n/L} (\chi_{(i-1)L+l}^n)^2\right)^2\right] \leq C \left(\frac{n}{L}\right)^2. \tag{A.8}$$

We conclude the proof by using Lemma A.1 once again, but for the  $T_l^{n/L}$  term. This yields:

$$\mathbb{E}[(Q_n - U_n)^2] \leq \frac{C}{L}.$$

■

**Proof of (iv).** We start by noting that

$$\mathbb{E} \left[ (\chi_{(i-1)L+l}^n)^2 \mid \mathcal{F}_{\frac{(i-1)L+l-1}{n}} \right] = \rho_{\sigma_{\frac{(i-1)L+l-1}{n}}}(f^2) - \rho_{\sigma_{\frac{(i-1)L+l-1}{n}}}^2(f),$$

so  $R_n$  is a Riemann approximation of  $\Sigma$ , because

$$R_n = \frac{1}{n} \sum_{i=1}^n \rho_{\sigma_{\frac{i-1}{n}}}(f^2) - \rho_{\sigma_{\frac{i-1}{n}}}^2(f).$$

In the remainder of the proof, we suppress the dependence on  $f$  by defining the function  $\tau(x) = \rho_x(f^2) - \rho_x^2(f)$ .

Now, we define the mapping:

$$\phi(x) \equiv \rho_x(f) = \int_{\mathbb{R}} \frac{1}{\sqrt{2\pi x^2}} \exp\left(-\frac{y^2}{2x^2}\right) f(y) dy.$$

We have  $\phi \in C^3(\mathbb{R})$ , as  $f \in C^3(\mathbb{R})$ . Hence, it follows that  $\tau \in C^3(\mathbb{R})$ . Then, Taylor's theorem and the inequality in Eq. (A.5) applied to  $\sigma$  mean that

$$R_n - \Sigma = \sum_{i=1}^n \int_{\frac{i-1}{n}}^{\frac{i}{n}} [\tau_{\sigma_{\frac{i-1}{n}}} - \tau_{\sigma_s}] ds = \sum_{i=1}^n \mu_i^n(1) + \sum_{i=1}^n \mu_i^n(2) + O_p\left(\frac{1}{n}\right),$$

where

$$\begin{aligned} \mu_i^n(1) &= -\tau'(\sigma_{\frac{i-1}{n}}) \int_{\frac{i-1}{n}}^{\frac{i}{n}} \left( \int_{\frac{i-1}{n}}^s \tilde{a}_u du \right) ds \quad \text{and} \\ \mu_i^n(2) &= -\tau'(\sigma_{\frac{i-1}{n}}) \int_{\frac{i-1}{n}}^{\frac{i}{n}} \left( \int_{\frac{i-1}{n}}^s \tilde{\sigma}_u dW_u + \int_{\frac{i-1}{n}}^s \tilde{v}_u dB_u \right) ds. \end{aligned}$$

We find that:

$$\mathbb{E}[|\mu_i^n(1)|^2] \leq \frac{C}{n^4} \quad \text{and} \quad \mathbb{E}[|\mu_i^n(2)|^2] \leq \frac{C}{n^3}. \quad (\text{A.9})$$

Using the martingale difference property, this implies that

$$\mathbb{E}\left[\left|\sum_{i=1}^n \mu_i^n(2)\right|^2\right] = \mathbb{E}\left[\sum_{i=1}^n |\mu_i^n(2)|^2\right] \leq \frac{C}{n^2}. \quad (\text{A.10})$$

The result then follows from Eqs. (A.9) – (A.10) and the Cauchy-Schwarz inequality. ■

To prove Eq. (i), we need a bit of preparation. We let

$$\tilde{V}_l(f)^n = \frac{1}{n/L} \sum_{i=1}^{n/L} f(\alpha_{(i-1)L+l}^n) \quad \text{and} \quad \hat{V}_l(f)^n = \frac{1}{n/L} \sum_{i=1}^{n/L} \mathbb{E}\left[f(\alpha_{(i-1)L+l}^n) \mid \mathcal{F}_{\frac{(i-1)L+l-1}{n}}\right].$$



With the decomposition

$$V_l(f)^n - V(f) = \left( V_l(f)^n - \tilde{V}_l(f)^n \right) + \left( \tilde{V}_l(f)^n - \hat{V}_l(f)^n \right) + \left( \hat{V}_l(f)^n - V(f) \right),$$

we get that

$$\Sigma_n - Q_n = D_n^{(1)} + D_n^{(2)} + D_n^{(3)} + D_n^{(4)},$$

where

$$D_n^{(1)} = \frac{2n}{L^2} \sum_{l=1}^L \left( V_l(f)^n - \tilde{V}_l(f)^n \right) \left( \tilde{V}_l(f)^n - V(f) \right),$$

$$D_n^{(2)} = \frac{2n}{L^2} \sum_{l=1}^L \left( \hat{V}_l(f)^n - V(f) \right) \left( \tilde{V}_l(f)^n - \hat{V}_l(f)^n \right),$$

$$D_n^{(3)} = \frac{n}{L^2} \sum_{l=1}^L \left( V_l(f)^n - \tilde{V}_l(f)^n \right)^2,$$

$$D_n^{(4)} = \frac{n}{L^2} \sum_{l=1}^L \left( \hat{V}_l(f)^n - V(f) \right)^2.$$

To provide an estimate of these terms, we exploit the following preliminary result.

**Lemma A.2** *Assume that the conditions of Theorem 3.1 are fulfilled. Then, uniformly in  $l$ :*

$$\mathbb{E} \left[ |\tilde{V}_l(f)^n - \hat{V}_l(f)^n|^2 \right] \leq C \frac{L}{n}, \quad (\text{A.2a})$$

$$\mathbb{E} \left[ |\hat{V}_l(f)^n - V(f)|^2 \right] \leq C \frac{L^2}{n^2}, \quad (\text{A.2b})$$

$$\mathbb{E} \left[ |V_l(f)^n - \tilde{V}_l(f)^n|^2 \right] \leq C \frac{L}{n^2}. \quad (\text{A.2c})$$

**Proof of Lemma A.2.** Part (A.2a) is shown by using the discrete Burkholder inequality as in Eq. (A.8). The proof of part (A.2b) follows along the lines of the proof of Eq. (iv). To prove part (A.2c), we recall condition (V) and make the decomposition

$$\xi_i^n = \sqrt{n} \Delta_i^n X - \alpha_i^n = \sqrt{n} \left( \int_{\frac{i-1}{n}}^{\frac{i}{n}} a_s ds + \int_{\frac{i-1}{n}}^{\frac{i}{n}} \left( \sigma_s - \sigma_{\frac{i-1}{n}} \right) dW_s \right) \equiv \xi_i^n(1) + \xi_i^n(2),$$

where

$$\begin{aligned}\xi_i^n(1) &= \sqrt{n} \left( \frac{1}{n} a_{\frac{i-1}{n}} + \int_{\frac{i-1}{n}}^{\frac{i}{n}} \left[ \tilde{\sigma}_{\frac{i-1}{n}} \left( W_s - W_{\frac{i-1}{n}} \right) + \tilde{v}_{\frac{i-1}{n}} \left( B_s - B_{\frac{i-1}{n}} \right) \right] dW_s \right), \\ \xi_i^n(2) &= \sqrt{n} \left( \int_{\frac{i-1}{n}}^{\frac{i}{n}} \left( a_s - a_{\frac{i-1}{n}} \right) ds + \int_{\frac{i-1}{n}}^{\frac{i}{n}} \left[ \int_{\frac{i-1}{n}}^s \tilde{a}_u du \right] dW_s \right. \\ &\quad \left. + \int_{\frac{i-1}{n}}^{\frac{i}{n}} \left[ \int_{\frac{i-1}{n}}^s \left( \tilde{\sigma}_u - \tilde{\sigma}_{\frac{i-1}{n}} \right) dW_u + \int_{\frac{i-1}{n}}^s \left( \tilde{v}_u - \tilde{v}_{\frac{i-1}{n}} \right) dB_u \right] dW_s \right).\end{aligned}$$

By the assumptions of Theorem 3.1, the Burkholder and Cauchy-Schwarz inequalities yield that

$$\mathbb{E}[|\xi_i^n(1)|^4] \leq \frac{C}{n^2}, \quad (\text{A.11})$$

$$\mathbb{E}[|\xi_i^n(2)|^4] \leq \frac{C}{n^4}. \quad (\text{A.12})$$

Then, using Taylor's theorem, we may write  $V_l(f)^n - \tilde{V}_l(f)^n = S_l^n(1) + S_l^n(2) + O_p(1/n)$ , where

$$S_l^n(1) = \frac{1}{n/L} \sum_{i=1}^{n/L} f'(\alpha_{(i-1)L+l}^n) \xi_{(i-1)L+l}^n(1) \quad \text{and} \quad S_l^n(2) = \frac{1}{n/L} \sum_{i=1}^{n/L} f'(\alpha_{(i-1)L+l}^n) \xi_{(i-1)L+l}^n(2).$$

As  $f$  is even,  $f'$  is odd. This implies a martingale difference property

$$\mathbb{E} \left[ f'(\alpha_{(i-1)L+l}^n) \xi_{(i-1)L+l}^n(1) \mid \mathcal{F}_{\frac{(i-1)L+l-1}{n}} \right] = 0.$$

Then, the Cauchy-Schwarz inequality,  $f'$  being of polynomial growth, Lemma A.1 and Eq. (A.11) imply

$$\mathbb{E} \left[ |S_l^n(1)|^2 \right] = \frac{L^2}{n^2} \sum_{i=1}^{n/L} \mathbb{E} \left[ |f'(\alpha_{(i-1)L+l}^n) \xi_{(i-1)L+l}^n(1)|^2 \right] \leq \frac{L}{n^2}. \quad (\text{A.13})$$

From the Cauchy-Schwarz inequality, Lemma A.1 and Eq. (A.12), we also get that

$$\mathbb{E} \left[ |S_l^n(2)|^2 \right] \leq \frac{L}{n} \sum_{i=1}^{n/L} \mathbb{E} \left[ |f'(\alpha_{(i-1)L+l}^n) \xi_{(i-1)L+l}^n(2)|^2 \right] \leq \frac{1}{n^2}. \quad (\text{A.14})$$

Then, we finish the proof via Eqs. (A.13) – (A.14). ■

The next result then implies Eq. (i), and the entire proof is complete.

**Lemma A.3** Assume that the conditions of Theorem 3.1 are fulfilled. Then,

$$\mathbb{E} [|D_n^{(4)}|] \leq C \frac{L}{n}, \quad (\text{A.3a})$$

$$\mathbb{E} [|D_n^{(3)}|] \leq C \frac{1}{n}, \quad (\text{A.3b})$$

$$\mathbb{E} [|D_n^{(1)}|] \leq C \frac{1}{\sqrt{n}}, \quad (\text{A.3c})$$

$$\mathbb{E} [|D_n^{(2)}|] \leq C \left( \frac{L}{n} + \frac{1}{\sqrt{n}} \right). \quad (\text{A.3d})$$

**Proof of Lemma A.3.** We observe that part (A.3a) is a direct consequence of Lemma A.2 Eq. (A.2b). Regarding parts (A.3b) and (A.3c), we note that Lemma A.2 implies that

$$\mathbb{E} \left[ \left( \tilde{V}_l(f)^n - V(f) \right)^2 \right] \leq C \frac{L}{n}.$$

Then, the Cauchy-Schwarz inequality and the above equation yield

$$\left( \mathbb{E} [|D_n^{(1)}|] \right)^2 \leq C \frac{n}{L^2} \sum_{l=1}^L \mathbb{E} \left[ |V_l(f)^n - \tilde{V}_l(f)^n|^2 \right] = C \mathbb{E} [|D_n^{(3)}|].$$

Hence, it suffices to show part (A.3b), which follows from Lemma A.2 Eq. (A.2c).

We proceed to the proof of part (A.3d). In this part of the proofs, we adopt the notation  $t_{i,l} = (iL + l)/n$ . Applying Taylor's theorem and Eq. (A.5) for  $\sigma$ , we can rewrite

$$D_n^{(2)} = E_n + F_n + O_p(L/n) + O_p(1/\sqrt{n}),$$

with

$$E_n = \frac{2n}{L^2} \sum_{l=1}^L \left( \sum_{i=1}^{n/L} \phi'(\sigma_{t_{i-1,l-1}}) \int_{t_{i-1,l-1}}^{t_{i,l-1}} [\sigma_{t_{i-1,l-1}} - \sigma_s] ds \right) \times \left( \tilde{V}_l(f)^n - \hat{V}_l(f)^n \right),$$

$$F_n = \frac{-n}{L^2} \sum_{l=1}^L \left( \sum_{i=1}^{n/L} \phi''(\sigma_{t_{i-1,l-1}}) \int_{t_{i-1,l-1}}^{t_{i,l-1}} [\sigma_{t_{i-1,l-1}} - \sigma_s]^2 ds \right) \times \left( \tilde{V}_l(f)^n - \hat{V}_l(f)^n \right).$$

We note that the  $O_p(1/\sqrt{n})$  error is due to the boundary integral term around 0 and 1. If we then recall Assumption **(H)**, an application of Eq. (A.5) for  $\tilde{a}$ ,  $\tilde{\sigma}$  and  $\tilde{v}$  implies that

$$E_n = -E_n(1) - E_n(2) + O_p(L/n),$$

where

$$\begin{aligned}
E_n(1) &= \frac{2n}{L^2} \sum_{l=1}^L \left( \sum_{i=1}^{n/L} \phi'(\sigma_{t_{i-1,l-1}}) \frac{L^2}{2n^2} \tilde{a}_{t_{i-1,l-1}} \right) (\tilde{V}_l(f)^n - \hat{V}_l(f)^n), \\
E_n(2) &= \frac{2n}{L^2} \sum_{l=1}^L \left( \sum_{i=1}^{n/L} \phi'(\sigma_{t_{i-1,l-1}}) \int_{t_{i-1,l-1}}^{t_{i,l-1}} \left[ \tilde{\sigma}_{t_{i-1,l-1}} (W_s - W_{t_{i-1,l-1}}) + \tilde{v}_{t_{i-1,l-1}} (B_s - B_{t_{i-1,l-1}}) \right] ds \right) \\
&\quad \times (\tilde{V}_l(f)^n - \hat{V}_l(f)^n).
\end{aligned}$$

Now, to deal with the term  $E_n(1)$ , we first define:

$$Q_l^n = \frac{L}{n} \sum_{i=1}^{n/L} \phi'(\sigma_{t_{i-1,l-1}}) \tilde{a}_{t_{i-1,l-1}},$$

which has the limit  $Q = \int_0^1 \phi'(\sigma_s) \tilde{a}_s ds$ . We find that:

$$\begin{aligned}
E_n(1) &= \frac{1}{L} \sum_{l=1}^L Q (\tilde{V}_l(f)^n - \hat{V}_l(f)^n) + \frac{1}{L} \sum_{l=1}^L (Q_l^n - Q) (\tilde{V}_l(f)^n - \hat{V}_l(f)^n) \\
&\equiv E_n(1.1) + E_n(1.2).
\end{aligned}$$

We note that

$$E_n(1.1) = \frac{Q}{n} \sum_{i=1}^n \chi_i^n \quad \text{and} \quad \mathbb{E}[|Q_l^n - Q|^2] \leq C \frac{L}{n},$$

uniformly in  $l$ . Then, using the Cauchy-Schwarz inequality, the martingale difference property of the  $\chi_i^n$ 's and Lemma (A.2a), we find that

$$\mathbb{E}[|E_n(1)|] \leq \mathbb{E}[|E_n(1.1)|] + \mathbb{E}[|E_n(1.2)|] \leq C \left( \frac{1}{\sqrt{n}} + \frac{L}{n} \right).$$

If we also apply these techniques to the term  $F_n$ , we get that

$$\mathbb{E}[|F_n|] \leq C \left( \frac{1}{\sqrt{n}} + \frac{L}{n} \right).$$

So in the rest of the proof, we are left with the term  $E_n(2)$  only. Here we assume that  $\tilde{v}_s = 0$ . Apart from expositional purposes, this is without loss of generality, as the terms involving the product of  $\tilde{v}$  and  $B$  are much simpler to handle, because  $W$  and  $B$  are independent.

We define:

$$G_{i,l}^n = \phi'(\sigma_{t_{i-1,l-1}}) \int_{t_{i-1,l-1}}^{t_{i,l-1}} \left[ \tilde{\sigma}_{t_{i-1,l-1}}(W_s - W_{t_{i-1,l-1}}) \right] ds. \quad (\text{A.15})$$

Then,

$$E_n(2) = \frac{2n}{L^2} \sum_{l=1}^L \left( \sum_{i=1}^{n/L} G_{i,l}^n \right) \left( \tilde{V}_l(f)^n - \hat{V}_l(f)^n \right). \quad (\text{A.16})$$

We find that

$$(E_n(2))^2 = E_n(2.1) + E_n(2.2), \quad (\text{A.17})$$

where

$$E_n(2.1) = \frac{4n^2}{L^4} \sum_{l=1}^L \left( \sum_{i=1}^{n/L} G_{i,l}^n \right)^2 \left( \tilde{V}_l(f)^n - \hat{V}_l(f)^n \right)^2,$$

$$E_n(2.2) = \frac{4n^2}{L^4} \sum_{l_a \neq l_b}^L \left( \sum_{i=1}^{n/L} G_{i,l_a}^n \right) \left( \tilde{V}_{l_a}(f)^n - \hat{V}_{l_a}(f)^n \right) \left( \sum_{i=1}^{n/L} G_{i,l_b}^n \right) \left( \tilde{V}_{l_b}(f)^n - \hat{V}_{l_b}(f)^n \right).$$

As, for each fixed  $l$ ,  $G_{i,l}^n$  and  $G_{j,l}^n$  are uncorrelated for  $i \neq j$ , the Cauchy-Schwarz inequality and Lemma (A.2a) imply that

$$\mathbb{E}[E_n(2.1)] \leq \frac{C}{n}. \quad (\text{A.18})$$

Recalling Eq. (A.17), we will be done with the proof of Lemma (A.3d), if we show

$$\mathbb{E}[E_n(2.2)] \leq \frac{C}{n}. \quad (\text{A.19})$$

It turns out that proving Eq. (A.19) is rather advanced. We start by noting that

$$E_n(2.2) = \frac{4}{L^2} \sum_{l_a \neq l_b}^L \sum_{i_1, i_2, i_3, i_4=1}^{n/L} G_{i_1, l_a}^n \chi_{(i_2-1)L+l_a}^n G_{i_3, l_b}^n \chi_{(i_4-1)L+l_b}^n. \quad (\text{A.20})$$

We fix  $l_a$  and  $l_b$  in Eq. (A.20). Then, for several choices of  $i_1, i_2, i_3$  and  $i_4$ , the expectation of the summand is zero. To see this, recall that expected value of each  $G_i^n$  and  $\chi_i^n$  is zero. Hence, if we take the conditional expectation on the left endpoint of the largest interval, and if the other three terms are measurable with respect to this point in time, then the expectation vanishes. Thus, we need to study the expectation of the summands, only when the two largest indexes are equal, which for a fixed pair  $l_a, l_b$  reduces the effective number of summands

to  $Cn^3/L^3$ . Without loss of generality, we assume in the following that  $i_2 \leq i_4 < i_1 = i_3$  and  $l_a < l_b$  (other relations between the indexes are handled in an identical way as shown below).

Thus, by conditioning, we find that

$$\begin{aligned} \mathbb{E} \left[ G_{i_1, l_a}^n \chi_{(i_2-1)L+l_a}^n G_{i_3, l_b}^n \chi_{(i_4-1)L+l_b}^n \right] &= \mathbb{E} \left[ \mathbb{E} \left[ G_{i_1, l_a}^n \chi_{(i_2-1)L+l_a}^n G_{i_3, l_b}^n \chi_{(i_4-1)L+l_b}^n \mid \mathcal{F}_{t_{i_3-1, l_b-1}} \right] \right] \\ &= C \frac{L^3}{n^3} \mathbb{E} \left[ \chi_{(i_2-1)L+l_a}^n \chi_{(i_4-1)L+l_b}^n H_{i_1, i_3, l_a, l_b} \right], \end{aligned} \quad (\text{A.21})$$

where  $C = C_{i_1, i_3, l_a, l_b}$  is a uniformly bounded constant and  $H_{i_1, i_3, l_a, l_b}$  is defined by

$$H_{i_1, i_3, l_a, l_b} = \phi'(\sigma_{t_{i_1-1, l_a-1}}) \phi'(\sigma_{t_{i_3-1, l_b-1}}) \tilde{\sigma}_{t_{i_1-1, l_a-1}} \tilde{\sigma}_{t_{i_3-1, l_b-1}}.$$

By applying the Clark-Ocone formula to  $\chi_{(i_2-1)L+l_a}^n$  and  $\chi_{(i_4-1)L+l_b}^n$ , we deduce the representation

$$\begin{aligned} \chi_{(i_2-1)L+l_a}^n &= \sqrt{n} \int_{t_{i_2-1, l_a-1}}^{t_{i_2-1, l_a}} \zeta_t^{n, i_2, l_a} dW_t, & \zeta_t^{n, i_2, l_a} &= \mathbb{E} \left[ D_t f(\sigma_{t_{i_2-1, l_a-1}} \sqrt{n} \Delta_{t_{i_2-1, l_a}} W) \mid \mathcal{G}_t \right] \\ \chi_{(i_4-1)L+l_b}^n &= \sqrt{n} \int_{t_{i_4-1, l_b-1}}^{t_{i_4-1, l_b}} \zeta_t^{n, i_4, l_b} dW_t, & \zeta_t^{n, i_4, l_b} &= \mathbb{E} \left[ D_t f(\sigma_{t_{i_4-1, l_b-1}} \sqrt{n} \Delta_{t_{i_4-1, l_b}} W) \mid \mathcal{G}_t \right], \end{aligned}$$

where  $\mathcal{G}_t = \sigma(W_s \mid s \leq t)$ . Hence,

$$\chi_{(i_2-1)L+l_a}^n \chi_{(i_4-1)L+l_b}^n = \delta^2 \left( 1_{[t_{i_2-1, l_a-1}, t_{i_2-1, l_a}] \times [t_{i_4-1, l_b-1}, t_{i_4-1, l_b}]}(u_1, u_2) \zeta_{u_1}^{n, i_2, l_a} \zeta_{u_2}^{n, i_4, l_b} \right),$$

where  $\delta^2$  is the adjoint operator of  $D^2$  introduced in Section A.7. Finally, due to Assumption **(M)** and the integration by parts formula in Eq. (A.50), we get that

$$\begin{aligned} \left| \mathbb{E} \left[ \chi_{(i_2-1)L+l_a}^n \chi_{(i_4-1)L+l_b}^n H_{i_1, i_3, l_a, l_b} \right] \right| &= n \left| \mathbb{E} \left[ \int_{t_{i_4-1, l_b-1}}^{t_{i_4-1, l_b}} \int_{t_{i_2-1, l_a-1}}^{t_{i_2-1, l_a}} \zeta_{u_1}^{n, i_2, l_a} \zeta_{u_2}^{n, i_4, l_b} D_{u_1, u_2} (H_{i_1, i_3, l_a, l_b}) du_1 du_2 \right] \right| \\ &\leq \frac{C}{n}, \end{aligned} \quad (\text{A.22})$$

where the last line follows by Cauchy-Schwarz inequality. From Eq. (A.21) and (A.22), we conclude that

$$\mathbb{E} [E_n(2.2)] \leq \frac{C}{n}.$$

This completes the proof of Eq. (A.19), Eq. (i), and Theorem 3.1. ■

### A.2. Proof of Theorem 3.2

We need to show that the left-hand side of Eq. (i)-(v) of the last subsection all converge to 0 under the weaker assumptions of Theorem 3.2. By observing the proof of Theorem 3.1, we discover that the steps behind Eq. (ii), (iii) and (v) do not depend on the stronger Assumption **(H)** and **(M)**, nor on the differentiability of the function  $f$ . Hence, we can immediately deduce that

$$\mathbb{E}[|Q_n - U_n|] \rightarrow 0, \quad \mathbb{E}[|U_n - R_n|] \rightarrow 0, \quad \mathbb{E}[|\hat{\Sigma}_n - \Sigma_n|] \rightarrow 0.$$

On the other hand, (iv) follows from Section 8 (Step 2) in BGJPS6:

$$R_n \xrightarrow{p} \Sigma.$$

Furthermore, Step 3 and 4 in that section also imply that

$$\sup_{1 \leq l \leq L} \mathbb{E} \left[ \left| \sqrt{\frac{n}{L}} \left( V_l(f)^n - V(f) \right) - \sqrt{\frac{L}{n}} \sum_{i=1}^{n/L} \chi_{(i-1)L+l}^n \right|^{1+\epsilon} \right] \rightarrow 0.$$

for  $\epsilon > 0$  small enough. Hence, we find by the Hölder inequality that

$$\mathbb{E}[|\Sigma_n - Q_n|] \rightarrow 0,$$

which corresponds to part (i) of the previous subsection. This finishes the proof. ■

### A.3. Proof of Theorem 3.7

We begin by introducing some notation. For  $m \geq i$ , we define

$$\Delta \bar{Y}_{m,i}^n = \sum_{j=1}^{k_n} w \left( \frac{j}{k_n} \right) \left( \sigma_{\frac{i}{n}} \Delta_{m+j}^n W + \Delta_{m+j}^n \epsilon \right). \quad (\text{A.23})$$

We note that  $\Delta \bar{Y}_{m,i}^n$  approximates  $\Delta \bar{Y}_m^n$  by evaluating  $\sigma$  at the point  $i/n$ . Moreover, we state two auxiliary results from Podolskij and Vetter (2009a), which provide the stochastic order of the statistics  $\Delta \bar{S}_i^n$  for the processes,  $S = W, X, \epsilon$  or  $Y$  (Lemma A.4), and which permits to substitute the limit  $\psi_i$  for  $\psi_i^n$  for  $i = 1, 2$  without altering the consistency statements (Lemma A.5).

**Lemma A.4** Assume that  $s$  is a non-negative real number, such that  $\mathbb{E}[|\epsilon_t|^s] < \infty$ . Then, for any  $i$  and  $n$ ,

$$\mathbb{E}\left[|\Delta \bar{Y}_{m,i}^n|^s \mid \mathcal{F}_{\frac{i}{n}}\right] + \mathbb{E}\left[|\Delta \bar{Y}_i^n|^s \mid \mathcal{F}_{\frac{i}{n}}\right] \leq Cn^{-s/4}. \quad (\text{A.24})$$

**Lemma A.5** Let  $s \geq 0$ . Then,

$$\int_0^1 \left( \theta \psi_2^n \sigma_u^2 + \frac{1}{\theta} \psi_1^n \omega^2 \right)^s du - \int_0^1 \left( \theta \psi_2 \sigma_u^2 + \frac{1}{\theta} \psi_1 \omega^2 \right)^s du = o_p(n^{-1/4}). \quad (\text{A.25})$$

We again use the short form notation  $t_{i,l} = (iL + l)pk_n/n$  and introduce some approximations of  $\hat{\Sigma}_n^*$  and  $\Sigma^*$ :

$$\begin{aligned} \Sigma_n^* &= \frac{1}{L} \sum_{l=1}^L \left( \frac{n^{1/4}}{\sqrt{L}} \left( V_l^*(q, r)^n - V^*(q, r) \right) \right)^2, \quad Q_n = \frac{k_n^2 p^2}{n^{3/2}} \sum_{l=1}^L \left( \sum_{i=1}^{n/Lpk_n} \chi_{(i-1)L+l}^n \right)^2, \\ U_n &= \frac{k_n^2 p^2}{n^{3/2}} \sum_{l=1}^L \sum_{i=1}^{n/Lpk_n} (\chi_{(i-1)L+l}^n)^2, \quad R_n = \frac{k_n^2 p^2}{n^{3/2}} \sum_{l=1}^L \sum_{i=1}^{n/Lpk_n} \mathbb{E}[(\chi_{(i-1)L+l}^n)^2 \mid \mathcal{F}_{t_{i-1,l-1}}], \end{aligned}$$

where

$$\eta_i^n = \frac{n^{\frac{q+r}{4}}}{pk_n - 2k_n + 2} \sum_{m, m+k_n-1 \in B_i(p)} |\Delta \bar{Y}_{m,(i-1)pk_n}^n|^q |\Delta \bar{Y}_{m+k_n,(i-1)pk_n}^n|^r,$$

and

$$\chi_i^n = \eta_i^n - \mathbb{E}[\eta_i^n \mid \mathcal{F}_{\frac{(i-1)pk_n}{n}}].$$

There exists a  $C > 0$ , independent of  $i$ , such that

$$\mathbb{E}[(\eta_i^n)^4] \leq C \quad \text{and} \quad \mathbb{E}[(\chi_i^n)^4] \leq \frac{C}{p^2}, \quad (\text{A.26})$$

where the last inequality holds as, for fixed  $i$ , the terms  $\Delta \bar{Y}_{m,(i-1)pk_n}^n$  are  $k_n$ -dependent.

As in the no noise setting, we complete the proof by showing the following results and the relationship  $p/\sqrt{n} \ll \sqrt{p}/n^{1/4} \ll 1/\sqrt{L}$  (which follow from  $\sqrt{n}/Lp^2 \rightarrow \infty$ ):

$$\mathbb{E}[|\Sigma_n^* - Q_n|] \leq C \left( \frac{Lp^2}{\sqrt{n}} + \frac{1}{\sqrt{L}} \right), \quad (\text{i})$$

$$\mathbb{E}[|Q_n - U_n|] \leq C \frac{1}{\sqrt{L}}, \quad (\text{ii})$$

$$\mathbb{E}[|U_n - R_n|] \leq C \frac{\sqrt{p}}{n^{1/4}}, \quad (\text{iii})$$



$$\mathbb{E}[|R_n - \Sigma^*|] \leq C \left( \frac{p}{\sqrt{n}} + \frac{1}{p} \right), \quad (\text{iv})$$

$$\mathbb{E}[|\hat{\Sigma}_n^* - \Sigma_n^*|] \leq C \frac{1}{\sqrt{L}}. \quad (\text{v})$$

We proceed as in the part absent of microstructure noise. First, we prove the steps (ii), (iii), (iv), (v), which are relatively simple and short. Then, we offer the proof of (i), which is much longer and more complicated.

**Proof of (iii).** This part is again easy. We observe that

$$U_n - R_n = \frac{k_n^2 p^2}{n^{3/2}} \sum_{i=1}^{n/pk_n} (\chi_i^n)^2 - \mathbb{E}[(\chi_i^n)^2 \mid \mathcal{F}_{\frac{(i-1)pk_n}{n}}] \quad \text{and} \quad \mathbb{E}[|U_n - R_n|^2] \leq C \frac{p}{\sqrt{n}},$$

where the last part is due to the martingale difference property and Eq. (A.26).  $\blacksquare$

**Proof of (v).** This follows by using a difference of squares and that  $\frac{n^{1/4}}{\sqrt{L}} (V_l^*(q, r)^n - V^*(q, r)) = O_p(1)$  and  $\frac{n^{1/4}}{\sqrt{L}} (V^*(q, r)^n - V^*(q, r)) = O_p\left(\frac{1}{\sqrt{L}}\right)$ , where the first term is due to Lemma A.6. We skip the details.  $\blacksquare$

**Proof of (ii).** We define  $S_l^m = \sum_{i=1}^m \chi_{(i-1)L+l}^n$  and  $T_l^m = \sum_{i=1}^m (\chi_{(i-1)L+l}^n)^2$  and note that

$$Q_n - U_n = \frac{k_n^2 p^2}{n^{3/2}} \sum_{l=1}^L A_l^n$$

where

$$A_l^n = \sum_{i,j=1}^{n/Lpk_n} \chi_{(i-1)L+l}^n \chi_{(j-1)L+l}^n = \left( S_l^{n/Lpk_n} \right)^2 - T_l^{n/Lpk_n}.$$

Since  $A_{l_1}^n$  and  $A_{l_2}^n$  are uncorrelated for every  $l_1 \neq l_2$ , we find that

$$\mathbb{E}[|Q_n - U_n|^2] = \frac{k_n^4 p^4}{n^3} \sum_{l=1}^L \mathbb{E}[(A_l^n)^2] \leq C \frac{k_n^4 p^4}{n^3} \sum_{l=1}^L \left( \mathbb{E}[(S_l^{n/Lpk_n})^4] + \mathbb{E}[(T_l^{n/Lpk_n})^2] \right). \quad (\text{A.27})$$

Proceeding as in the noiseless case, Eq. (A.26), the Cauchy-Schwarz and the Burkholder inequalities yield:

$$\mathbb{E}[(S_l^{n/Lpk_n})^4] \leq C \frac{n}{L^2 p^4} \quad \text{and} \quad \mathbb{E}[(T_l^{n/Lpk_n})^2] \leq C \frac{n}{L^2 p^4}. \quad (\text{A.28})$$

Then, we finish the proof using Eqs. (A.27) and (A.28).  $\blacksquare$

**Proof of (iv).** We draw upon the proof of Lemma 8 in Podolskij and Vetter (2009a). We find that

$$\begin{aligned}
\Sigma^* &= 2\theta \int_0^1 \int_0^2 h(\sigma_u, t, f(s)) \mathrm{d}s \mathrm{d}u \\
&= \frac{2}{\sqrt{n}} \frac{pk_n}{n} \sum_{i=1}^{n/pk_n} \sum_{j=0}^{2k_n-1} h\left(\sigma_{\frac{(i-1)pk_n}{n}}, t_n, f^n\left(\frac{j}{k_n}\right)\right) + O_p\left(\frac{pk_n}{n}\right) \\
&\equiv R'_n + O_p\left(\frac{pk_n}{n}\right)
\end{aligned} \tag{A.29}$$

where the function  $h$  and its associated notation were introduced in Eq. (3.6) in Podolskij and Vetter (2009a).

To estimate the term  $R_n - R'_n$ , we recall that

$$R_n = \frac{k_n^2 p^2}{n^{3/2}} \sum_{i=1}^{n/pk_n} \mathbb{E}\left[(\chi_i^n)^2 \mid \mathcal{F}_{\frac{(i-1)pk_n}{n}}\right].$$

For  $m \geq l \geq i$ , we get

$$\begin{aligned}
h\left(\sigma_{\frac{i}{n}}, t_n, f^n\left(\frac{m-l}{k_n}\right)\right) &= \mathbb{E}\left[|n^{1/4} \Delta \bar{Y}_{m,i}^n|^q |n^{1/4} \Delta \bar{Y}_{m+k_n,i}^n|^r \times |n^{1/4} \Delta \bar{Y}_{l,i}^n|^q |n^{1/4} \Delta \bar{Y}_{l+k_n,i}^n|^r \mid \mathcal{F}_{\frac{i}{n}}\right] \\
&\quad - \mathbb{E}\left[|n^{1/4} \Delta \bar{Y}_{m,i}^n|^q |n^{1/4} \Delta \bar{Y}_{m+k_n,i}^n|^r \mid \mathcal{F}_{\frac{i}{n}}\right] \times \mathbb{E}\left[|n^{1/4} \Delta \bar{Y}_{l,i}^n|^q |n^{1/4} \Delta \bar{Y}_{l+k_n,i}^n|^r \mid \mathcal{F}_{\frac{i}{n}}\right].
\end{aligned}$$

Note that the above term vanishes for  $m-l \geq 2k_n$ . Then, by denoting  $N = pk_n - 2k_n + 2$ , we find that

$$\begin{aligned}
N \mathbb{E}\left[(\chi_i^n)^2 \mid \mathcal{F}_{\frac{(i-1)pk_n}{n}}\right] &= h\left(\sigma_{\frac{(i-1)pk_n}{n}}, t_n, f^n(0)\right) + \frac{2}{N} \sum_{j=1}^{2k_n-1} (N-j) h\left(\sigma_{\frac{(i-1)pk_n}{n}}, t_n, f^n\left(\frac{j}{k_n}\right)\right) \\
&= 2 \sum_{j=0}^{2k_n-1} h\left(\sigma_{\frac{(i-1)pk_n}{n}}, t_n, f^n\left(\frac{j}{k_n}\right)\right) + O_p(1) + O_p\left(\frac{k_n}{p}\right).
\end{aligned}$$

This yields that:

$$\frac{pk_n}{\sqrt{n}} \mathbb{E}\left[(\chi_i^n)^2 \mid \mathcal{F}_{\frac{(i-1)pk_n}{n}}\right] = \frac{2}{\sqrt{n}} \sum_{j=0}^{2k_n-1} h\left(\sigma_{\frac{(i-1)pk_n}{n}}, t_n, f^n\left(\frac{j}{k_n}\right)\right) + O_p\left(\frac{1}{\sqrt{n}}\right) + O_p\left(\frac{1}{p}\right)$$

uniformly in  $i$ . As a result,

$$\mathbb{E}[|R_n - R'_n|] \leq C \left( \frac{1}{\sqrt{n}} + \frac{1}{p} \right). \tag{A.30}$$

In view of Eqs. (A.29) – (A.30), the proof is complete. ■

As in the noiseless setting, we need to prepare a bit to show Eq. (i). We denote by:

$$\tilde{V}_l^*(q, r)^n = \frac{Lpk_n}{n} \sum_{i=1}^{n/Lpk_n} \eta_{(i-l)L+l}^n, \quad \hat{V}_l^*(q, r)^n = \frac{Lpk_n}{n} \sum_{i=1}^{n/Lpk_n} \mathbb{E}[\eta_{(i-l)L+l}^n \mid \mathcal{F}_{t_{i-1}, l-1}].$$

Then, from the decomposition

$$V_l^*(q, r)^n - V^*(q, r) = \left( V_l^*(q, r)^n - \tilde{V}_l^*(q, r)^n \right) + \left( \tilde{V}_l^*(q, r)^n - \hat{V}_l^*(q, r)^n \right) + \left( \hat{V}_l^*(q, r)^n - V^*(q, r) \right)$$

we find that

$$\Sigma_n^* - Q_n = D_n^{(1)} + D_n^{(2)} + D_n^{(3)} + D_n^{(4)},$$

where

$$\begin{aligned} D_n^{(1)} &= \frac{2\sqrt{n}}{L^2} \sum_{l=1}^L \left( V_l^*(q, r)^n - \tilde{V}_l^*(q, r)^n \right) \left( \tilde{V}_l^*(q, r)^n - V^*(q, r) \right), \\ D_n^{(2)} &= \frac{2\sqrt{n}}{L^2} \sum_{l=1}^L \left( \hat{V}_l^*(q, r)^n - V^*(q, r) \right) \left( \tilde{V}_l^*(q, r)^n - \hat{V}_l^*(q, r)^n \right), \\ D_n^{(3)} &= \frac{\sqrt{n}}{L^2} \sum_{l=1}^L \left( V_l^*(q, r)^n - \tilde{V}_l^*(q, r)^n \right)^2, \\ D_n^{(4)} &= \frac{\sqrt{n}}{L^2} \sum_{l=1}^L \left( \hat{V}_l^*(q, r)^n - V^*(q, r) \right)^2. \end{aligned}$$

To bound these terms, we exploit the following auxiliary Lemma.

**Lemma A.6** *Assume that the conditions of Theorem 3.7 are fulfilled. Then, uniformly in  $l$ :*

$$\mathbb{E} \left[ |\tilde{V}_l^*(q, r)^n - \hat{V}_l^*(q, r)^n|^2 \right] \leq C \frac{L}{\sqrt{n}}, \quad (\text{A.6a})$$

$$\mathbb{E} \left[ |\hat{V}_l^*(q, r)^n - V^*(q, r)|^2 \right] \leq C \left( \frac{L^2 p^2}{n} + \frac{1}{\sqrt{n}} \right), \quad (\text{A.6b})$$

$$\mathbb{E} \left[ |V_l^*(q, r)^n - \tilde{V}_l^*(q, r)^n|^2 \right] \leq C \frac{Lp^2}{n}. \quad (\text{A.6c})$$

**Proof of Lemma A.6.** Part (A.6a) follows by exploiting the martingale difference property with Eq. (A.26).

To prove part (A.6b), we start with the decomposition

$$\hat{V}_l^*(q, r)^n - V^*(q, r) = \left( \hat{V}_l^*(q, r)^n - \check{V}_l^*(q, r)^n \right) + \left( \check{V}_l^*(q, r)^n - V^*(q, r) \right),$$

where

$$\check{V}_l^*(q, r)^n = \mu_q \mu_r \frac{L p k_n}{n} \sum_{i=1}^{n/L p k_n} \left( \theta \psi_2 \sigma_{t_{i-1, l-1}}^2 + \frac{1}{\theta} \psi_1 \omega^2 \right)^{\frac{q+r}{2}}. \quad (\text{A.31})$$

To deal with the second term, we recall Lemma A.2 Eq. (A.2b). Hence, the Riemann approximation yields

$$\mathbb{E} \left[ |\check{V}_l^*(q, r)^n - V^*(q, r)|^2 \right] \leq C \frac{L^2 p^2}{n}. \quad (\text{A.32})$$

To estimate the first term, let  $m \in B_i(p)$ . Taking  $q$  and  $r$  to be even non-negative integers, we invoke Assumption **(N)** and the binomial expansion theorem to conclude that

$$\mathbb{E} \left[ |n^{1/4} \Delta \bar{Y}_{m, (i-1) p k_n}^n|^q | n^{1/4} \Delta \bar{Y}_{m+k_n, (i-1) p k_n}^n|^r \mid \mathcal{F}_{\frac{(i-1) p k_n}{n}} \right] = \mu_q \mu_r \left( \theta \psi_2 \sigma_{\frac{(i-1) p k_n}{n}}^2 + \frac{1}{\theta} \psi_1 \omega^2 \right)^{\frac{q+r}{2}} + o_p(n^{-1/4}),$$

uniformly in  $i$  and  $m$ . Hence, we find that

$$\mathbb{E} [\eta_i^n \mid \mathcal{F}_{t_{i-1, l-1}}] = \mu_q \mu_r \left( \theta \psi_2 \sigma_{\frac{(i-1) p k_n}{n}}^2 + \frac{1}{\theta} \psi_1 \omega^2 \right)^{\frac{q+r}{2}} + o_p(n^{-1/4}),$$

uniformly in  $i$  and  $m$ . Using these insights, we can finish part (A.6b) by deducing that

$$\mathbb{E} \left[ |\hat{V}_l^*(q, r)^n - \check{V}_l^*(q, r)^n|^2 \right] \leq \frac{C}{\sqrt{n}}. \quad (\text{A.33})$$

As for the proof of Eq. (A.6c), we proceed as in the proof of Eq. (A.2c); see also page 2818 in Podolskij and Vetter (2009a). Thus, we just provide a sketch of the main steps for  $r = 0$ . For any  $m \geq i$ , we define

$$\begin{aligned} \xi_{m,i}^n(1) &\equiv \sum_{j=1}^{k_n} w\left(\frac{j}{k_n}\right) \left( \frac{1}{n} a_{\frac{j}{n}} + \int_{\frac{m+j-1}{n}}^{\frac{m+j}{n}} \left[ \tilde{\sigma}_{\frac{j}{n}}(W_s - W_{\frac{j}{n}}) + \tilde{v}_{\frac{j}{n}}(B_s - B_{\frac{j}{n}}) \right] dW_s \right) \\ \xi_{m,i}^n(2) &\equiv \sum_{j=1}^{k_n} w\left(\frac{j}{k_n}\right) \left( \int_{\frac{m+j-1}{n}}^{\frac{m+j}{n}} (a_s - a_{\frac{j}{n}}) ds + \int_{\frac{m+j-1}{n}}^{\frac{m+j}{n}} \int_{\frac{j}{n}}^s \tilde{a}_u du dW_s \right. \\ &\quad \left. + \int_{\frac{m+j-1}{n}}^{\frac{m+j}{n}} \left( \int_{\frac{j}{n}}^s (\tilde{\sigma}_u - \tilde{\sigma}_{\frac{j}{n}}) dW_u + \int_{\frac{j}{n}}^s (\tilde{v}_u - \tilde{v}_{\frac{j}{n}}) dB_u \right) dW_s \right). \end{aligned}$$

We note that  $\Delta \bar{Y}_m^n - \Delta \bar{Y}_{m,i}^n = \xi_{m,i}^n(1) + \xi_{m,i}^n(2)$ . Assumption **(H)**, the Hölder and Burkholder inequalities imply

$$\mathbb{E} [|\xi_{m,i}^n(1)|^4] \leq C \frac{p^2}{n^2}, \quad (\text{A.34})$$

$$\mathbb{E}[|\xi_{m,i}^n(2)|^4] \leq C \frac{p^4}{n^3}. \quad (\text{A.35})$$

Now, we let  $f(x) = |x|^q$ . Taylor's theorem then yields that

$$V_l^*(q, r) - \tilde{V}_l^*(q, r)^n = S_l^n(1) + S_l^n(2) + O_p\left(\frac{p}{\sqrt{n}}\right),$$

where

$$S_l^n(1) = \frac{Lpk_n}{n} \frac{n^{q/4}}{pk_n - 2k_n + 2} \sum_{i=1}^{n/Lpk_n} \sum_{m \in B_{(i-1)L+l}(p)} f'(\Delta \bar{Y}_{m,((i-1)L+(l-1))pk_n}^n) \xi_{m,((i-1)L+(l-1))pk_n}^n(1),$$

$$S_l^n(2) = \frac{Lpk_n}{n} \frac{n^{q/4}}{pk_n - 2k_n + 2} \sum_{i=1}^{n/Lpk_n} \sum_{m \in B_{(i-1)L+l}(p)} f'(\Delta \bar{Y}_{m,((i-1)L+(l-1))pk_n}^n) \xi_{m,((i-1)L+(l-1))pk_n}^n(2).$$

In order to bound these terms, we note that Assumption **(N)** implies that  $(W, B, \epsilon) \stackrel{d}{=} -(W, B, \epsilon)$ . Also, since  $f'(\Delta \bar{Y}_{m,i}^n)$  is an odd function and  $\xi_{m,i}^n(1)$  is an even function of  $(W, B, \epsilon)$ , it follows that

$$\mathbb{E}\left[f'(\Delta \bar{Y}_{m,ipk_n}^n) \xi_{m,ipk_n}^n(1) \mid \mathcal{F}_{\frac{ipk_n}{n}}\right] = 0.$$

This property—together with the Cauchy-Schwarz inequality, Eqs. (A.24) and (A.34)—means that

$$\mathbb{E}[|S_l^n(1)|^2] \leq C \frac{Lp^2}{n}. \quad (\text{A.36})$$

Applying the Cauchy-Schwarz inequality again, combined with Eqs. (A.24) and (A.35), we also find that

$$\mathbb{E}[|S_l^n(2)|^2] \leq C \frac{p^2}{n}, \quad (\text{A.37})$$

and with Eqs. (A.36) – (A.37) at hand, the proof is complete. ■

The following results are then sufficient to complete the proof of Theorem 3.7.

**Lemma A.7** *Assume that the conditions of Theorem 3.7 are fulfilled. Then, it holds that*

$$\mathbb{E}[|D_n^{(4)}|] \leq C \left( \frac{Lp^2}{\sqrt{n}} + \frac{1}{L} \right), \quad (\text{A.7a})$$

$$\mathbb{E}[|D_n^{(3)}|] \leq C \frac{p^2}{\sqrt{n}}, \quad (\text{A.7b})$$

$$\mathbb{E}[|D_n^{(1)}|] \leq C \left( \frac{p}{n^{1/4}} + \frac{\sqrt{L}p^2}{\sqrt{n}} \right). \quad (\text{A.7c})$$

**Lemma A.8** Assume that the conditions of Theorem 3.7 are fulfilled. Then, it holds that

$$\mathbb{E}[|D_n^{(2)}|] \leq C \left( \frac{1}{\sqrt{L}} + \frac{Lp^{3/2}}{\sqrt{n}} \right). \quad (\text{A.8a})$$

**Proof of Lemma A.7.** Again, part (A.7a) follows from Eq. (A.6b). Concerning parts (A.7b) – (A.7c), we apply Lemma A.6 and find that

$$\mathbb{E} \left[ \left( \tilde{V}_l^*(q, r)^n - V^*(q, r) \right)^2 \right] \leq C \left( \frac{L}{\sqrt{n}} + \frac{L^2 p^2}{n} \right). \quad (\text{A.38})$$

Then, the Cauchy-Schwarz inequality and Eq. (A.38) yield

$$\left( \mathbb{E}[|D_n^{(1)}|] \right)^2 \leq C \left( 1 + \frac{Lp^2}{\sqrt{n}} \right) \frac{\sqrt{n}}{L^2} \sum_{l=1}^L \mathbb{E}[|V_l^*(q, r)^n - \tilde{V}_l^*(q, r)^n|^2] = C \left( 1 + \frac{Lp^2}{\sqrt{n}} \right) \mathbb{E}[|D_n^{(3)}|].$$

Hence, it is enough to show part (A.7b), which follows from Eq. (A.6c). ■

**Proof of Lemma A.8.** We start by denoting  $\phi(x) = \mu_q \mu_r \left( \theta \psi_2 x^2 + \frac{1}{\theta} \psi_1 \omega^2 \right)^{\frac{q+r}{2}}$ . Note that  $\phi(x)$  is a smooth function of  $x$ , because both  $q$  and  $r$  are even. After recalling Eq. (A.31), an application of Taylor's theorem, the Cauchy-Schwarz inequality and Eq. (A.5) for  $\sigma$  then implies that

$$D_n^{(2)} = E_n + F_n + G_n + O_p \left( \frac{Lp^{3/2}}{\sqrt{n}} \right) + O_p \left( \frac{p}{n^{1/4}} \right),$$

where the last error term comes from the boundary integral around 0 and 1, and

$$\begin{aligned} E_n &= \frac{2\sqrt{n}}{L^2} \sum_{l=1}^L \left( \sum_{i=1}^{n/Lpk_n} \phi'(\sigma_{t_{i-1,l-1}}) \int_{t_{i-1,l-1}}^{t_{i,l-1}} (\sigma_{t_{i-1,l-1}} - \sigma_s) ds \right) \times \left( \tilde{V}_l^*(q, r)^n - \hat{V}_l^*(q, r)^n \right), \\ F_n &= -\frac{\sqrt{n}}{L^2} \sum_{l=1}^L \left( \sum_{i=1}^{n/Lpk_n} \phi''(\sigma_{t_{i-1,l-1}}) \int_{t_{i-1,l-1}}^{t_{i,l-1}} (\sigma_{t_{i-1,l-1}} - \sigma_s)^2 ds \right) \times \left( \tilde{V}_l^*(q, r)^n - \hat{V}_l^*(q, r)^n \right), \\ G_n &= \frac{2\sqrt{n}}{L^2} \sum_{l=1}^L \left( \hat{V}_l^*(q, r)^n - \tilde{V}_l^*(q, r)^n \right) \left( \tilde{V}_l^*(q, r)^n - \hat{V}_l^*(q, r)^n \right). \end{aligned}$$

From the Cauchy-Schwarz inequality, Lemma A.6, Eq. (A.6a) and Eq. (A.33), we get

$$\mathbb{E}[|G_n|] \leq \frac{C}{\sqrt{L}}.$$

We recall Assumption **(H)**, apply Eq. (A.5) to  $\tilde{a}, \tilde{\sigma}$ , and subsequently use Taylor's theorem to conclude that

$$E_n = -E_n(1) - E_n(2) + O_p\left(\frac{Lp^{3/2}}{\sqrt{n}}\right),$$

where

$$\begin{aligned} E_n(1) &= \frac{2\sqrt{n}}{L^2} \sum_{l=1}^L \left( \sum_{i=1}^{n/Lpk_n} \phi'(\sigma_{t_{i-1,l-1}}) \frac{L^2 k_n^2 p^2}{2n^2} \tilde{a}_{t_{i-1,l-1}} \right) \left( \tilde{V}_l^*(q, r)^n - \hat{V}_l^*(q, r)^n \right), \\ E_n(2) &= \frac{2\sqrt{n}}{L^2} \sum_{l=1}^L \left( \sum_{i=1}^{n/Lpk_n} \phi'(\sigma_{t_{i-1,l-1}}) \int_{t_{i-1,l-1}}^{t_{i,l-1}} \left[ \tilde{\sigma}_{t_{i-1,l-1}}(W_s - W_{t_{i-1,l-1}}) + \tilde{v}_{t_{i-1,l-1}}(B_s - B_{t_{i-1,l-1}}) \right] ds \right) \\ &\quad \times \left( \tilde{V}_l^*(q, r)^n - \hat{V}_l^*(q, r)^n \right). \end{aligned}$$

For the term  $E_n(1)$ , we proceed as in the noiseless case. After recalling Eqs. (A.26) and (A.6a), we find that

$$\mathbb{E}[|E_n(1)|] \leq C \left( \frac{p}{n^{1/4}} + \frac{Lp^{3/2}}{\sqrt{n}} \right).$$

Next, the  $F_n$ -term can be handled in a similar fashion. Thus, we get the estimate

$$\mathbb{E}[|F_n|] \leq C \left( \frac{p}{n^{1/4}} + \frac{Lp^{3/2}}{\sqrt{n}} \right).$$

So we will be done, if we can show that

$$\mathbb{E}[|E_n(2)|] \leq C \frac{p}{n^{1/4}}. \tag{A.39}$$

Throughout the remainder of the proof, we assume that  $r = 0$ , so that  $q$  is an even integer. Again, this is without loss of generality. We then appeal to the binomial theorem in order to find an expansion of

$$|\Delta \bar{Y}_{m,i}^n|^q = (\Delta \bar{Y}_{m,i}^n)^q = \left( \sigma_{\frac{i}{n}} \Delta \bar{W}_m^n + \Delta \bar{\epsilon}_m^n \right)^q,$$

whereby we can separate  $\tilde{V}_l^*(q, r)^n - \hat{V}_l^*(q, r)^n$ , and hence  $E_n(2)$ , into  $q + 1$  terms of the form

$$E_n(2) = \sum_{s=0}^q E_n^{(s)}(2),$$

where

$$E_n^{(s)}(2) = \frac{2\sqrt{n}}{L^2} \sum_{l=1}^L \left( \sum_{i=1}^{n/Lpk_n} \phi'(\sigma_{t_{i-1,l-1}}) \int_{t_{i-1,l-1}}^{t_{i,l-1}} \left[ \tilde{\sigma}_{t_{i-1,l-1}}(W_s - W_{t_{i-1,l-1}}) + \tilde{v}_{t_{i-1,l-1}}(B_s - B_{t_{i-1,l-1}}) \right] ds \right)$$

$$\times \left( \frac{Lpk_n}{n} \sum_{i=1}^{n/Lpk_n} \chi_{(i-1)L+l}^n(s) \right),$$

$$\chi_i^n(s) = \frac{q!}{s!(q-s)!} \frac{n^{q/4}}{pk_n - k_n + 2} \sum_{m, m+k_n-1 \in B_i(p)} \left( \sigma_{\frac{(i-1)pk_n}{n}} \right)^{q-s} \left( (\Delta \bar{W}_m^n)^{q-s} (\Delta \bar{\epsilon}_m^n)^s - \mathbb{E}[(\Delta \bar{W}_m^n)^{q-s} (\Delta \bar{\epsilon}_m^n)^s] \right).$$

As a result, it is sufficient to show that

$$\mathbb{E}[|E_n^{(s)}(2)|] \leq C \frac{p}{n^{1/4}}, \quad (\text{A.40})$$

where  $s$  is an arbitrary integer chosen from  $0 \leq s \leq q$ . Note the equality:

$$\begin{aligned} (\Delta \bar{W}_m^n)^{q-s} (\Delta \bar{\epsilon}_m^n)^s - \mathbb{E}[(\Delta \bar{W}_m^n)^{q-s} (\Delta \bar{\epsilon}_m^n)^s] &= \mathbb{E}[(\Delta \bar{\epsilon}_m^n)^s] \left( (\Delta \bar{W}_m^n)^{q-s} - \mathbb{E}[(\Delta \bar{W}_m^n)^{q-s}] \right) \\ &\quad + (\Delta \bar{W}_m^n)^{q-s} \left( (\Delta \bar{\epsilon}_m^n)^s - \mathbb{E}[(\Delta \bar{\epsilon}_m^n)^s] \right). \end{aligned}$$

We then divide  $\chi_i^n(s)$ , and hence  $E_n^{(s)}(2)$ , into two parts and denote (by preserving the above order)

$$E_n^{(s)}(2) = \bar{E}_n^{(s)}(2) + \tilde{E}_n^{(s)}(2). \quad (\text{A.41})$$

The term  $\bar{E}_n^{(s)}(2)$  can be handled using a decomposition as in Eq. (A.17) in the no noise proof:

$$(\bar{E}_n^{(s)}(2))^2 = \bar{E}_n^{(s)}(2.1) + \bar{E}_n^{(s)}(2.2),$$

where  $\bar{E}_n^{(s)}(2.1)$  and  $\bar{E}_n^{(s)}(2.2)$  are, respectively, composed of squared and mixed terms. We recall that the sequence  $n^{s/4} \mathbb{E}[(\Delta \bar{\epsilon}_m^n)^s]$  is uniformly bounded in  $m$  and  $n$ . Then, proceeding as in Eq. (A.18), we find that

$$\mathbb{E}[\bar{E}_n^{(s)}(2.1)] \leq C \frac{p^2}{\sqrt{n}}, \quad (\text{A.42})$$

and

$$\mathbb{E}[\bar{E}_n^{(s)}(2.2)] \leq C \frac{p^2}{\sqrt{n}}. \quad (\text{A.43})$$

For the last term  $\tilde{E}_n^{(s)}(2)$ , we recall that  $X \perp \epsilon$  and  $(\Delta \bar{\epsilon}_m^n)^s - \mathbb{E}[(\Delta \bar{\epsilon}_m^n)^s]$  has mean zero. Then, we decompose  $(\tilde{E}_n^{(s)}(2))^2$  as in Eq. (A.17), and since the mixed terms for different  $l$ 's are mean zero, we find that

$$\mathbb{E}[(\tilde{E}_n^{(s)}(2))^2] \leq C \frac{p^2}{\sqrt{n}}. \quad (\text{A.44})$$

Hence, Eqs. (A.42) – (A.44) lead to Eq. (A.40). ■



#### A.4. Proof of Theorem 3.8

The proof is reminiscent to the proof of Theorem 3.2. A careful inspection of the proof of Theorem 3.7 implies that the following steps also hold under the weaker assumptions of Theorem 3.8:

$$\mathbb{E}[|Q_n - U_n|] \rightarrow 0, \quad \mathbb{E}[|U_n - R_n|] \rightarrow 0, \quad \mathbb{E}[|R_n - \Sigma^*|] \rightarrow 0, \quad \mathbb{E}[|\hat{\Sigma}_n^* - \Sigma_n^*|] \rightarrow 0.$$

Hence, given the rates on  $p$  and  $L$ , it suffices to show that  $\mathbb{E}[|\Sigma_n^* - Q_n|] \rightarrow 0$ . Following Lemma 4 – 5 of Podolskij and Vetter (2009a), we can prove Lemma A.6 under the assumptions of Theorem 3.8. However, we note that the right-hand side estimate of Lemma A.6(c) changes from  $Lp^2/n$  to  $p/\sqrt{n}$ , because the estimate in Eq. (A.35) is  $p^2/n^2$  instead of  $p^4/n^3$ . Then, we finish the proof by an additional condition  $L/p \rightarrow \infty$ , which implies that the right-hand side estimate of Lemma A.6(a) dominates that of Lemma A.6(c).  $\blacksquare$

#### A.5. Proofs of Theorems 3.3 and 3.4

We can prove Theorem 3.3 by employing the techniques that are used in the proof of Theorem 3.1 and 3.7.

Hence, here we only sketch the main parts that enable us to find the convergence rate. We define:

$$\begin{aligned} \Sigma_n &= \frac{1}{L} \sum_{l=1}^L \left( \sqrt{\frac{n}{L}} (V_l(f, g) - V(f, g)) \right)^2, \quad Q_n = \frac{p^2}{n} \sum_{l=1}^L \left( \sum_{i=1}^{n/Lp} \chi_{(i-1)L+l}^n \right)^2, \\ U_n &= \frac{p^2}{n} \sum_{l=1}^L \sum_{i=1}^{n/Lp} (\chi_{(i-1)L+l}^n)^2, \quad R_n = \frac{p^2}{n} \sum_{l=1}^L \sum_{i=1}^{n/Lp} \mathbb{E}[(\chi_{(i-1)L+l}^n)^2 \mid \mathcal{F}_{\frac{(i-1)L+l-1}{n}}], \end{aligned}$$

with

$$\eta_i^n = \frac{1}{p-1} \sum_{m \in B_i(p)} f\left(\sqrt{n}\sigma_{\frac{(i-1)p}{n}} \Delta_m^n W\right) g\left(\sqrt{n}\sigma_{\frac{(i-1)p}{n}} \Delta_{m+1}^n W\right) \text{ and } \chi_i^n = \eta_i^n - \mathbb{E}\left[\eta_i^n \mid \mathcal{F}_{\frac{(i-1)p}{n}}\right].$$

There exists a  $C > 0$ , independent of  $i$ , such that

$$\mathbb{E}[(\eta_i^n)^4] \leq C \quad \text{and} \quad \mathbb{E}[(\chi_i^n)^4] \leq \frac{C}{p^2}, \quad (\text{A.45})$$

where the last inequality holds, because  $\chi_i^n$  is a sum of 1-dependent random variates. Then, we are done due to the relationship  $p/n \ll \sqrt{p/n} \ll p/\sqrt{n} \ll 1/\sqrt{L}$  (the latter follows from  $n/Lp^2 \rightarrow \infty$ ) and the following Lemma. We omit the proof for the sake of brevity.

**Lemma A.9** *Assume that the conditions of Theorem 3.3 are fulfilled. Then, we get that*

$$\mathbb{E}[|\Sigma_n - Q_n|] \leq C \left( \frac{Lp^2}{n} + \frac{p}{\sqrt{n}} \right), \quad (\text{A.9a})$$

$$\mathbb{E}[|Q_n - U_n|] \leq C \frac{1}{\sqrt{L}}, \quad (\text{A.9b})$$

$$\mathbb{E}[|U_n - R_n|] \leq C \sqrt{\frac{p}{n}}, \quad (\text{A.9c})$$

$$\mathbb{E}[|R_n - \Sigma|] \leq C \left( \frac{p}{n} + \frac{1}{p} \right), \quad (\text{A.9d})$$

$$\mathbb{E}[|\hat{\Sigma}_n - \Sigma_n|] \leq C \frac{1}{\sqrt{L}}. \quad (\text{A.9e})$$

Lastly, the proof of Theorem 3.4 is equivalent to the proof of Theorem 3.2 and 3.8, and we omit it.  $\blacksquare$

#### A.6. Proof of Theorem 3.6

We denote with  $X'$  the continuous part of  $X$  and introduce the following approximation of  $\hat{\Sigma}_n$ :

$$\hat{\Sigma}'_n = \frac{1}{L} \sum_{l=1}^L \left( \sqrt{\frac{n}{L}} \left( V'_l(q, r)^n - V'(q, r)^n \right) \right)^2,$$

where

$$V'(q, r)^n = \frac{1}{n} \sum_{i=1}^{n-1} |\sqrt{n} \Delta_i^n \check{X}'|^q |\sqrt{n} \Delta_{i+1}^n \check{X}'|^r,$$

$$V'_l(q, r)^n = \frac{Lp}{n} \sum_{i=1}^{n/Lp} v'_{(i-1)L+l}(q, r)^n,$$

$$v'_i(q, r)^n = \frac{1}{p-1} \sum_{j, j+1 \in B_i(p)} |\sqrt{n} \Delta_j^n \check{X}'|^q |\sqrt{n} \Delta_{j+1}^n \check{X}'|^r.$$

The proof of Theorem 3.4 implies that  $\hat{\Sigma}'_n \xrightarrow{p} \Sigma$ . So, it suffices to show that  $\hat{\Sigma}_n - \hat{\Sigma}'_n \xrightarrow{p} 0$ . Note that

$$\begin{aligned} \hat{\Sigma}_n - \hat{\Sigma}'_n &= \frac{1}{L} \sum_{l=1}^L \left( \sqrt{\frac{n}{L}} \left( V_l(q, r)^n - V'_l(q, r)^n + V'(q, r)^n - V(q, r)^n \right) \right) \\ &\quad \times \left( \sqrt{\frac{n}{L}} \left( V_l(q, r)^n - V(q, r)^n + V'_l(q, r)^n - V'(q, r)^n \right) \right). \end{aligned}$$

For any  $j \geq 1$ , we set:

$$\bar{\eta}_j^n = |\sqrt{n}\Delta_j^n \check{X}|^q |\sqrt{n}\Delta_{j+1}^n \check{X}|^r - |\sqrt{n}\Delta_j^n \check{X}'|^q |\sqrt{n}\Delta_{j+1}^n \check{X}'|^r.$$

Applying Eq. (13.2.21) from Jacod and Protter (2012) with  $m = 1 + \epsilon$  and  $\theta = 0$ , we find that:

$$\mathbb{E}[|\bar{\eta}_j^n|^{1+\epsilon}] \leq \frac{1}{n^{(1+\epsilon)/2}} \phi_n,$$

uniformly in  $j$ , for some sequence  $\phi_n$  going to 0 and  $\epsilon \in (0, 1 - \beta]$ , and under  $\check{\omega} \geq (ms' + \epsilon - 1)/2(ms' - \beta)$ .

Then, the discrete Hölder inequality implies that

$$\sup_{1 \leq l \leq L} \mathbb{E} \left[ \left| \sqrt{\frac{n}{L}} (V_l(q, r)^n - V'_l(q, r)^n) \right|^{1+\epsilon} \right] \rightarrow 0 \quad \text{and} \quad \sup_{1 \leq l \leq L} \mathbb{E} \left[ \left| \sqrt{\frac{n}{L}} (V(q, r)^n - V'(q, r)^n) \right|^{1+\epsilon} \right] \rightarrow 0.$$

Applying the arguments of Lemma A.2, we also have that

$$\sup_{1 \leq l \leq L} \mathbb{E} \left[ \left| \sqrt{\frac{n}{L}} (V'_l(q, r)^n - V'(q, r)^n) \right|^{1+\frac{1}{\epsilon}} \right] + \sup_{1 \leq l \leq L} \mathbb{E} \left[ \left| \sqrt{\frac{n}{L}} (V_l(q, r)^n - V(q, r)^n) \right|^{1+\frac{1}{\epsilon}} \right] \leq C.$$

Therefore, again by the Hölder inequality,

$$\mathbb{E}[|\hat{\Sigma}_n - \hat{\Sigma}'_n|] \rightarrow 0.$$

As  $\epsilon > 0$  can be chosen as small as possible, the proof is complete. ■

## A.7. Selected elements of Malliavin calculus

Here, we introduce some concepts from Malliavin calculus. The interested readers are referred to Ikeda and Watanabe (1989) and Nualart (2006) for more thorough textbooks on this subject. Set  $\mathbb{H} = \mathbb{L}^2([0, 1], dx)$  and let  $\langle \cdot, \cdot \rangle_{\mathbb{H}}$  denote the scalar product on  $\mathbb{H}$  and  $W = \{W(h) : h \in \mathbb{H}\}$  be an isonormal Gaussian family indexed by  $\mathbb{H}$ , i.e. the random variables  $W(h)$  are centered Gaussian with a covariance structure determined via

$$\mathbb{E}[W(g)W(h)] = \langle g, h \rangle_{\mathbb{H}}.$$

In our setting,  $W(h) = \int_0^1 h_s dW_s$ , where  $W$  is a Brownian motion. The set of smooth random variables is introduced with

$$\mathcal{S} = \left\{ F = f(W(h_1), \dots, W(h_n)), n \geq 1, h_i \in \mathbb{H} \right\},$$

where  $f \in C_p^\infty(\mathbb{R}^n)$  (i.e., the space of infinitely often differentiable functions such that all derivatives exhibit polynomial growth). The  $k$ th order Malliavin derivative of  $F \in \mathcal{S}$ , denoted by  $D^k F$ , is defined by

$$D^k F = \sum_{i_1, \dots, i_k=1}^n \frac{\partial^k}{\partial x_{i_1} \dots \partial x_{i_k}} f(W(h_1), \dots, W(h_n)) h_{i_1} \otimes \dots \otimes h_{i_k}. \quad (\text{A.46})$$

The space  $\mathbb{D}_{k,q}$  is the completion of the set  $\mathcal{S}$  with respect to the norm

$$\|F\|_{k,q} \equiv \left( \mathbb{E}[|F|^q] + \sum_{m=1}^k \mathbb{E}[\|D^m F\|_{\mathbb{H}^{\otimes m}}^q] \right)^{1/q}.$$

If  $(X_t)_{t \in [0,1]}$  is a solution of a stochastic differential equation (SDE)

$$dX_t = a(X_t)dt + \sigma(X_t)dW_t,$$

and  $a, \sigma \in C^1(\mathbb{R})$ , then  $DX_t$  is given as the solution of the SDE

$$D_s X_t = \sigma(X_s) + \int_s^t a'(X_u) D_s(X_u) du + \int_s^t \sigma'(X_u) D_s(X_u) dW_u, \quad (\text{A.47})$$

for  $s \leq t$ , and  $D_s X_t = 0$ , if  $s > t$ .

The Malliavin derivative satisfies a chain rule: If  $F \in \mathbb{D}_{1,2}$  and  $g \in C^1(\mathbb{R})$ , then it holds that

$$D(g(F)) = g'(F)DF. \quad (\text{A.48})$$

Another application of Malliavin calculus is a refinement of the Clark-Ocone formula. Let  $F \in \mathbb{D}_{1,2}$ , then

$$F = \mathbb{E}[F] + \int_0^1 \mathbb{E}[D_t F \mid \mathcal{F}_t] dW_t. \quad (\text{A.49})$$

The operator  $D^k$  possesses an unbounded adjoint denoted by  $\delta^k$  (also called a multiple Skorokhod integral).

The following integration by parts formula holds: if  $u \in \text{Dom}(\delta^k)$  and  $F \in \mathbb{D}_{k,2}$ , then

$$\mathbb{E}[F \delta^k(u)] = \mathbb{E}[\langle D^k F, u \rangle_{\mathbb{H}^{\otimes k}}]. \quad (\text{A.50})$$