

# The Soul of Waves: Physical Interpretation of Dispersion Relations

Renato Vieira dos Santos\*

*Instituto de Ciência, Tecnologia e Inovação - ICTIN,  
Universidade Federal de Lavras - UFLA, Campus Paraíso, MG 37950-000, Brazil*  
(Dated: January 27, 2026)

This pedagogical paper presents a comprehensive framework for interpreting dispersion relations across fundamental physical systems. We adopt a novel approach that starts from the mathematical form  $\omega(\mathbf{k})$  and systematically extracts its physical content, rather than deriving it from first principles. Through an in-depth case study of the massive Klein-Gordon dispersion relation  $\omega^2 = \omega_0^2 + c^2 k^2$ , we demonstrate how this single equation encodes phase velocity, group velocity, density of states, effective mass, and impedance. The analysis reveals the universal nature of this dispersion form, which manifests in quantum fields, plasmas, superconductors, and photonic crystals with different physical interpretations of its parameters. We complement this with detailed examination of classical systems including mass-spring chains and hydrodynamic waves, providing tangible analogies that bridge conceptual understanding between quantum and classical phenomena. The paper includes eleven carefully designed figures that visualize key concepts and a comprehensive catalog of dispersion relations in the Appendix. Aimed at advanced undergraduates and instructors, this work emphasizes conceptual understanding through physical interpretation, offering a unified pedagogical framework for teaching wave propagation across physics curricula while maintaining mathematical rigor and depth.

**Keywords:** dispersion relations, wave propagation, effective mass, density of states, phase velocity, group velocity.

Este artigo pedagógico apresenta uma estrutura abrangente para interpretar relações de dispersão em sistemas físicos fundamentais. Adotamos uma abordagem inovadora que parte da forma matemática  $\omega(\mathbf{k})$  e da qual se extrai sistematicamente seu conteúdo físico, em vez de derivá-la a partir de primeiros princípios. Através de um estudo de caso detalhado da relação de dispersão de Klein-Gordon massivo  $\omega^2 = \omega_0^2 + c^2 k^2$ , demonstramos como esta única equação codifica velocidade de fase, velocidade de grupo, densidade de estados, massa efetiva e impedância. A análise revela a natureza universal desta forma de dispersão, que se manifesta em campos quânticos, plasmas, supercondutores e cristais fotônicos com diferentes interpretações físicas de seus parâmetros. Complementamos isto com um exame detalhado de sistemas clássicos, incluindo cadeias massa-mola e ondas hidrodinâmicas, fornecendo analogias tangíveis que conectam a compreensão conceitual entre fenômenos ondulatórios quânticos e clássicos. O artigo inclui onze figuras cuidadosamente elaboradas que visualizam conceitos-chave e um catálogo abrangente de relações de dispersão no Apêndice. Voltado para alunos de graduação avançados e instrutores, este trabalho enfatiza a compreensão conceitual através da interpretação física, oferecendo uma estrutura pedagógica unificada para ensinar propagação de ondas em currículos de física, mantendo rigor e profundidade matemáticos.

**Palavras-chave:** relações de dispersão, propagação de ondas, massa efetiva, densidade de estados, velocidade de fase, velocidade de grupo.

## I. INTRODUCTION: THE UNIVERSAL LANGUAGE OF DISPERSION RELATIONS

Imagine a physicist's toolbox containing a single instrument capable of revealing how light bends through a prism, how electrons dance through crystals, how tsunamis cross oceans, and how the Higgs boson acquires mass. This improbable multi-tool exists: it is the dispersion relation  $\omega(\mathbf{k})$ , the functional connection between a wave's temporal rhythm ( $\omega$ ) and its spatial pattern ( $\mathbf{k}$ ). In this mathematical relationship resides a remarkable synthesis, for as different as these phenomena appear, they all speak the common language of wave propagation [1].

Consider a stone dropped in a pond. The large, slow swells and the tiny, rapid ripples that emanate from the impact obey different rules: gravity governs the former, surface tension the latter. Yet both are described by a single equation  $\omega^2 = gk + (\sigma/\rho)k^3$ , where the balance between the linear and cubic

terms encodes which force dominates at each scale. This is the essence of a dispersion relation: it tells us not only how waves travel but why they travel that way, revealing the underlying physical forces at play.

Our journey begins with perhaps the most elegant example, the Klein-Gordon dispersion relation:

$$\omega^2 = \omega_0^2 + c^2 k^2, \quad (1)$$

where  $\omega_0 = mc^2/\hbar$  for a relativistic particle of mass  $m$ . What does this equation describe physically? The story starts with Einstein's relativistic energy-momentum relation  $E^2 = p^2 c^2 + m^2 c^4$ . In quantum mechanics, energy and momentum become operators:  $E \rightarrow i\hbar\partial_t$ ,  $\mathbf{p} \rightarrow -i\hbar\nabla$ . Substituting these into the energy-momentum relation yields the Klein-Gordon equation for a scalar field  $\psi(\mathbf{r}, t)$ :

$$\left( -\frac{\hbar^2}{c^2} \frac{\partial^2}{\partial t^2} + \hbar^2 \nabla^2 - m^2 c^2 \right) \psi(\mathbf{r}, t) = 0. \quad (2)$$

The field  $\psi(\mathbf{r}, t)$  might represent pions mediating nuclear forces or the Higgs field endowing particles with mass [2, 3].

\* [renato.santos@ufla.br](mailto:renato.santos@ufla.br)

Seeking wave-like solutions  $\psi(\mathbf{r}, t) = \psi_0 e^{i(\mathbf{k}\cdot\mathbf{r} - \omega t)}$  transforms this partial differential equation into an algebraic condition:  $(-\hbar^2 \omega^2 / c^2 + \hbar^2 k^2 + m^2 c^2) \psi_0 = 0$ . For non-vanishing  $\psi_0$ , we recover exactly equation (1). Thus, the dispersion relation emerges, revealing which wave patterns  $(\omega, \mathbf{k})$  the physical system permits.

Remarkably, this same mathematical form  $\omega^2 = \omega_0^2 + c^2 k^2$  appears in contexts far removed from quantum field theory. In a plasma,  $\omega_0$  becomes the plasma frequency  $\omega_p$ , below which electromagnetic waves cannot propagate [4]. In a superconductor,  $\omega_0 = c/\lambda_L$  where  $\lambda_L$  is the London penetration depth, explaining why magnetic fields are expelled (the Meissner effect) [5, 6]. In photonic crystals,  $\omega_0$  marks a band edge where light waves transition from propagating to evanescent [7, 9]. The mathematics remains identical while the physics changes costume.

This universality makes dispersion relations powerful pedagogical tools. From  $\omega(\mathbf{k})$  alone, we can extract:

1. Phase velocity  $v_p = \omega/k$ : how wave crests appear to move
2. Group velocity  $v_g = d\omega/dk$ : how energy and information actually travel
3. Density of states  $g(\omega)$ : how many distinct wave modes exist at each frequency
4. Effective mass  $m_{\text{eff}} = \hbar/(d^2\omega/dk^2)$ : how waves respond to forces
5. Impedance  $Z(\omega)$ : how waves reflect and transmit at boundaries

Each of these quantities emerges from mathematical features of the  $\omega(\mathbf{k})$  curve: its slope, curvature, intercepts, and asymptotes [8]. The dispersion relation thus serves as a Rosetta Stone, translating between the abstract mathematics of wave equations and tangible physical behavior [10].

In this pedagogical paper, we reverse the traditional approach. Rather than deriving dispersion relations from physical principles, we begin with  $\omega(\mathbf{k})$  as given and systematically excavate its physical content. We conduct a deep case study of the Klein-Gordon form (1), demonstrating how every mathematical feature corresponds to measurable physics. We then extend this interpretative framework to classical systems: mass-spring chains that illustrate Brillouin zones and band gaps, and water waves that reveal competition between gravity and surface tension. Through eleven carefully designed figures and a comprehensive catalog of dispersion relations in the Appendix A, we provide both conceptual understanding and practical tools for interpreting wave phenomena across physics.

Our goal is to equip students with what might be called “dispersion literacy”, the ability to look at a plot of  $\omega$  versus  $k$  and read from it the story of how waves behave in that system. Whether in quantum mechanics, solid state physics, optics, or fluid dynamics, this literacy transforms dispersion relations from calculation tools into cognitive frameworks for understanding wave propagation in its many guises.

## II. THE KLEIN-GORDON DISPERSION: A UNIVERSE IN AN EQUATION

What do quantum fields, plasmas, superconductors, and photonic crystals fundamentally share? At first consideration, these systems appear as different as apples, ocean waves, ballet dancers, and cathedral windows. Yet they all whisper the same mathematical secret when waves travel through them:  $\omega^2 = \omega_0^2 + c^2 k^2$ . This is physics’ version of discovering that seemingly unrelated melodies all follow the same harmonic progression—once you learn to listen for the underlying structure.

Before delving into the rich interpretations encoded in dispersion relations, we clarify what a dispersion relation fundamentally represents. In wave physics, we typically seek solutions of the form  $\psi(\mathbf{r}, t) = A e^{i(\mathbf{k}\cdot\mathbf{r} - \omega t)}$ , where  $\mathbf{k}$  is the wave vector quantifying spatial frequency and  $\omega$  is the angular frequency quantifying temporal frequency. The dispersion relation constitutes the equation connecting these quantities, emerging inevitably from the physical laws governing wave propagation in the specific system.

Now, here’s a subtle point that often trips up students: should we write  $\omega(k)$  or  $k(\omega)$ ? Think of it like asking whether distance depends on time or time depends on distance when driving a car. Mathematically, either function works, but physically, one perspective often makes more intuitive sense. The  $\omega(k)$  view asks: “If I freeze a wave’s spatial pattern (fix  $k$ ), what oscillation frequency will it naturally have?” This perspective suits quantum mechanics, where particles have definite momentum ( $p = \hbar k$ ) and we want their corresponding energy. The  $k(\omega)$  view asks: “If I shake something at frequency  $\omega$ , what spatial pattern will emerge?” This fits wave experiments where we control the driving frequency and observe the response [1].

Consider then the dispersion relation emerging from the Klein-Gordon equation:

$$\omega^2 = \omega_0^2 + c^2 k^2. \quad (3)$$

At first glance, this equation seems almost too simple to be interesting, like discovering that the secret to great cuisine is just “add salt.” But as with salt, the magic lies in how this single ingredient transforms everything it touches. Figure 1 reveals the rich structure hidden within this plain formula.

The most distinctive feature—the  $\omega_0^2$  term—acts like a “frequency floor.” Imagine trying to make a very stiff trampoline bounce: there’s a minimum force you must apply before it responds at all. Below that threshold, you just get a dull thud; above it, proper bouncing begins. This  $\omega_0$  parameter wears different costumes in different systems: in quantum field theory, it’s the particle’s mass ( $\omega_0 = mc^2/\hbar$ ) [11]; in plasmas, it’s the collective electron dance frequency ( $\omega_0 = \omega_p$ ) [4]; in superconductors, it’s related to how deeply magnetic fields can penetrate ( $\omega_0 = c/\lambda_L$ ) [6]. Same mathematics, different physical actors.

From the  $\omega(k)$  perspective natural to quantum systems,  $\omega_0$  represents the energy at rest: when  $k = 0$  (particle at rest),  $\omega = \omega_0$  gives  $E = \hbar\omega_0 = mc^2$ . This is like measuring a car’s minimum fuel consumption when it’s idling. Even doing nothing, it needs some energy just to exist. The vacuum, by

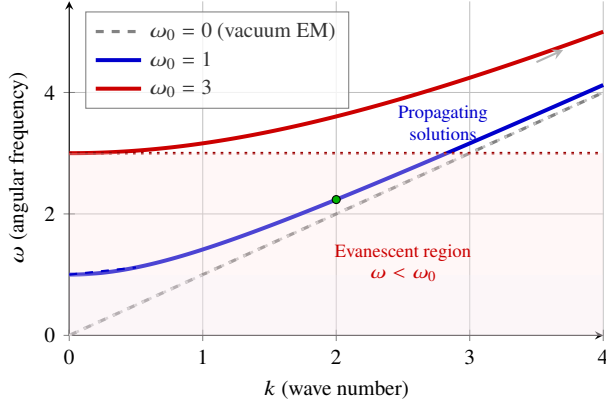


FIG. 1. The massive Klein-Gordon dispersion relation  $\omega^2 = \omega_0^2 + c^2 k^2$  illustrated for three representative cases:  $\omega_0 = 0$  (black dashed, vacuum electromagnetic limit),  $\omega_0 = 1 \times 10^{15}$  rad/s (blue, typical optical frequency gap), and  $\omega_0 = 3 \times 10^{15}$  rad/s (red, larger gap). The gray dotted line shows  $\omega = ck$  for comparison. A finite  $\omega_0$  imposes a minimum frequency for wave propagation, with imaginary  $k$  solutions for  $\omega < \omega_0$  indicating evanescent decay rather than propagation. This universal mathematical form manifests in diverse physical contexts: plasmas ( $\omega_0 = \omega_p$ ) [4], superconductors ( $\omega_0 = c/\lambda_L$ ) [5, 6], photonic crystals near band edges [7, 9], and relativistic quantum mechanics ( $\omega_0 = mc^2/\hbar$ ) [2]. The curves illustrate how increasing  $\omega_0$  raises the minimum frequency while preserving the asymptotic linear behavior at large  $k$ .

contrast ( $\omega = ck$ ), has zero idle cost:  $k = 0$  means  $\omega = 0$ , complete stillness. The  $\omega_0$  term thus embodies an intrinsic “vibration” that persists even without spatial variation.

Now shift to the  $k(\omega)$  perspective appropriate for wave propagation experiments. Here’s where the physics gets particularly vivid: when you try to send a wave with frequency  $\omega$  through the medium, the medium responds with wave number  $k(\omega) = \pm \frac{1}{c} \sqrt{\omega^2 - \omega_0^2}$ . If  $\omega < \omega_0$ , something wonderful happens:  $k$  becomes imaginary. In ordinary life, we rarely encounter imaginary distances, but in wave physics, imaginary  $k$  means exponential decay:  $k = i\kappa$  gives solutions like  $e^{-\kappa x}$  instead of  $e^{ikx}$ .

Think of it this way: sending a low-frequency wave ( $\omega < \omega_0$ ) into such a medium is like trying to whistle in a room with perfect acoustic absorption. You blow air (energy in), but instead of a clear whistle (propagating wave), you get a muffled sigh that dies immediately near your lips (exponential decay). This explains why radio waves below the plasma frequency bounce off the ionosphere [4], and why magnetic fields can’t penetrate far into superconductors [6]. The materials are “acoustically absorbent” at those frequencies.

Figure 2 explicitly adopts this  $k(\omega)$  perspective, plotting  $\kappa(\omega) = \text{Im}[k(\omega)]$  against normalized frequency. Notice how  $\kappa$  starts high at  $\omega = 0$  (strong absorption, quick decay) and gradually decreases to zero at  $\omega = \omega_0$  (threshold of propagation). It’s like gradually turning up the volume on your stereo until suddenly the speakers start vibrating properly: there’s a precise threshold where the system “wakes up” and begins to transmit rather than absorb.

The complementary  $\omega(k)$  perspective, shown in Fig. 1, reveals the system’s natural spectrum. Each point on the curve represents an allowed plane wave mode with specific  $k$  and corresponding  $\omega$ . The gap appears here as a minimum frequency  $\omega_0$  that all modes must exceed. This is like a piano that simply won’t play notes below middle C, no matter how you strike the keys, those low frequencies just don’t exist as proper tones in that instrument.

Thus, the Klein-Gordon relation teaches us to choose our perspective like choosing the right tool:  $\omega(k)$  for understanding what notes an instrument can play (its natural modes),  $k(\omega)$  for predicting what happens when you blow into it (response to driving). Both tell part of the story, much like describing a dance by either the dancer’s natural rhythm or how they respond to music. The mathematics  $\omega^2 = \omega_0^2 + c^2 k^2$  contains both stories simultaneously, a beautiful economy that explains why this simple equation appears everywhere from the cosmic (Higgs field) to the everyday (why your radio sometimes loses signal).

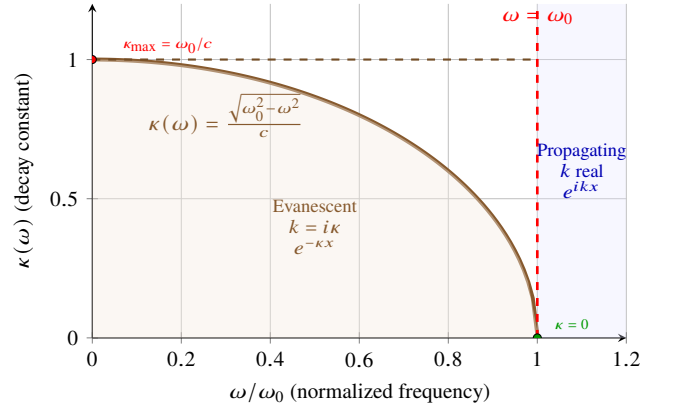


FIG. 2. Decay constant  $\kappa(\omega) = \sqrt{\omega_0^2 - \omega^2}/c$  for frequencies below the gap ( $\omega < \omega_0$ ) with  $\omega_0 = 1 \times 10^{15}$  rad/s. This figure adopts the  $k(\omega)$  perspective relevant for wave propagation experiments: given a driving frequency  $\omega$ , what decay constant  $\kappa = \text{Im}[k]$  characterizes the medium’s response? When  $\omega < \omega_0$ , the wave number becomes imaginary  $k = i\kappa$ , yielding exponentially decaying solutions  $e^{-\kappa x}$  rather than propagating waves  $e^{ikx}$ . The decay constant varies from  $\kappa_{\text{max}} = \omega_0/c$  at  $\omega = 0$  (strongest decay) to  $\kappa = 0$  at  $\omega = \omega_0$  (critical point). This evanescent behavior explains multiple physical phenomena: magnetic field penetration in superconductors (Meissner effect,  $\kappa^{-1} = \lambda_L$ ) [6], radio wave reflection from the ionosphere [4], and frustrated total internal reflection in optics [9]. The blue shaded region ( $\omega > \omega_0$ ) indicates propagating solutions with real  $k$ . The smooth variation of  $\kappa$  with  $\omega$  demonstrates how the system transitions continuously from strong localization to propagation as frequency increases through  $\omega_0$ .

Beyond physics, the mathematical form  $\omega^2 = \omega_0^2 + c^2 k^2$  appears in diverse fields whenever restoring forces compete with spatial coupling. In ecology, it models species diffusion against carrying capacity constraints [42, 43, 46]; in economics, innovation spreading against cultural resistance [44]; in sociology, cultural propagation against traditional inertia [45]. In each case,  $\omega_0$  represents a minimum excitation threshold (mass in physics, tradition in society, or environmental capacity in

ecology) while  $c^2$  quantifies how rapidly influence spreads. This cross-disciplinary recurrence suggests dispersion relations capture fundamental organizational principles of complex systems.

### A. Phase and Group Velocities: Two Fundamental Speeds

If waves were participants in a race, they would possess two distinct speeds: one governing their visual appearance and another governing their physical substance. The crests of a wave can appear to move faster than light in vacuum, while the actual information and energy propagate at more modest speeds. This fundamental duality emerges naturally from our Klein-Gordon equation.

The phase velocity  $v_p = \omega/k$  describes how rapidly wave crests appear to travel. For the Klein-Gordon dispersion,

$$v_p = \frac{\omega}{k} = c\sqrt{1 + \frac{\omega_0^2}{c^2 k^2}}, \quad (4)$$

invariably exceeds  $c$ , as shown in Fig. 3. This superluminal appearance doesn't violate relativistic causality because wave crests, like mirages, can move arbitrarily fast without transporting energy or information [12].

The physically significant propagation speed is the group velocity

$$v_g = \frac{d\omega}{dk} = \frac{c^2 k}{\omega} = c\sqrt{1 - \frac{\omega_0^2}{\omega^2}}, \quad (5)$$

which remains subluminal. This quantity describes how energy, information, and wave packets move through the medium. When  $\omega$  approaches  $\omega_0$  from above,  $v_g$  approaches zero, creating "slow light" phenomena in photonic crystals or sluggish radio wave propagation near the plasma frequency [13].

The distinction between phase and group velocities explains why wave packets spread during propagation. A pulse with finite bandwidth  $\Delta\omega$  contains frequency components traveling at different group velocities. The spreading rate is quantified by the group velocity dispersion

$$\frac{d^2\omega}{dk^2} = \frac{c^2}{\omega} \left(1 - \frac{c^2 k^2}{\omega^2}\right) = \frac{c^2 \omega_0^2}{\omega^3}, \quad (6)$$

always positive for  $\omega > \omega_0$ , indicating normal dispersion where higher frequencies travel faster. This causes pulses to broaden, analogous to runners in a marathon gradually spreading out due to speed differences.

Figure 4 provides a comprehensive phase diagram in the  $(\omega, k)$  plane, clearly distinguishing propagating regions (real  $k$ ) from evanescent regions (imaginary  $k$ ). The boundary at  $\omega = \omega_0$  represents a critical line separating fundamentally different physical regimes.

### B. Density of States: Counting the Available Wave Modes

The density of states  $g(\omega)$  quantifies how many distinct plane wave solutions  $e^{i(\mathbf{k}\cdot\mathbf{r} - \omega t)}$  exist per unit frequency interval for

**Phase and group velocities from  $\omega^2 = \omega_0^2 + c^2 k^2$  ( $\omega_0 = 1$ )**

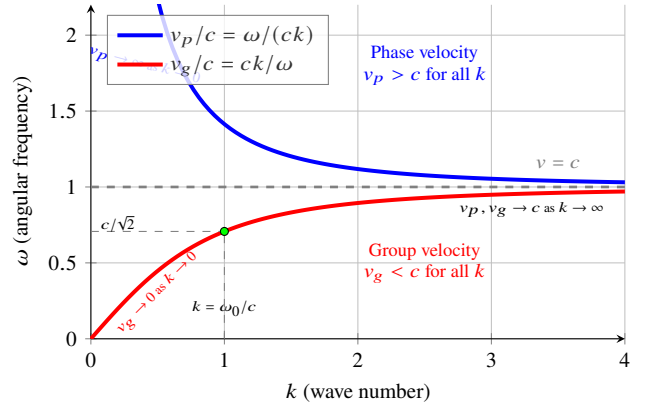


FIG. 3. Normalized phase velocity  $v_p/c = \omega/(ck)$  (blue curve) and group velocity  $v_g/c = ck/\omega$  (red curve) derived from the dispersion relation  $\omega^2 = \omega_0^2 + c^2 k^2$  with  $\omega_0 = 1 \times 10^{15}$  rad/s. The phase velocity exceeds  $c$  for all finite  $k$ , approaching infinity as  $k \rightarrow 0$  and asymptotically approaching  $c$  as  $k \rightarrow \infty$ , but carries no energy or information. The group velocity, representing signal propagation speed, remains subluminal ( $v_g < c$ ) for all  $k$ , vanishing as  $k \rightarrow 0$  and approaching  $c$  as  $k \rightarrow \infty$ . At the specific wave number  $k = \omega_0/c$ , the group velocity equals  $v_g = c/\sqrt{2} \approx 0.707c$ . The inequality  $v_p > c > v_g$  preserves relativistic causality while allowing wave crests to move faster than light. The curves illustrate how phase and group velocities approach equality only in the high-frequency limit where  $\omega \gg \omega_0$ .

a given dispersion relation. Conceptually, it functions as a musical score indicating which frequencies the system can "play." For the Klein-Gordon relation  $\omega^2 = \omega_0^2 + c^2 k^2$ , counting modes in three dimensions yields a characteristic functional form with important physical implications.

For waves obeying the Klein-Gordon relation in three spatial dimensions, enumerating modes occurs naturally in wave vector space. Since the relation is isotropic, all wave vectors with magnitude  $k$  correspond to the same frequency  $\omega = \sqrt{\omega_0^2 + c^2 k^2}$ . The number of modes with wave number less than  $k$  equals the number of points inside a sphere of radius  $k$ :

$$N(k) = \frac{V}{(2\pi)^3} \times \frac{4\pi}{3} k^3, \quad (7)$$

where  $V$  is the physical volume. Transforming from  $k$  to  $\omega$  using  $dk/d\omega = \omega/(c^2 k)$  yields:

$$g(\omega) = \frac{dN}{d\omega} = \frac{V}{2\pi^2} k^2 \frac{dk}{d\omega} = \frac{V}{2\pi^2 c^3} \omega \sqrt{\omega^2 - \omega_0^2} \quad \text{for } \omega > \omega_0, \quad (8)$$

with  $g(\omega) = 0$  for  $\omega < \omega_0$ , as shown in Fig. 5. The square root factor  $\sqrt{\omega^2 - \omega_0^2}$  ensures  $g(\omega)$  vanishes smoothly at  $\omega = \omega_0$ , creating a soft spectral edge.

This vanishing density of states at the gap edge produces dramatic physical consequences. In quantum field theory, particles with mass  $m$  ( $\omega_0 = mc^2/\hbar$ ) encounter limited decay



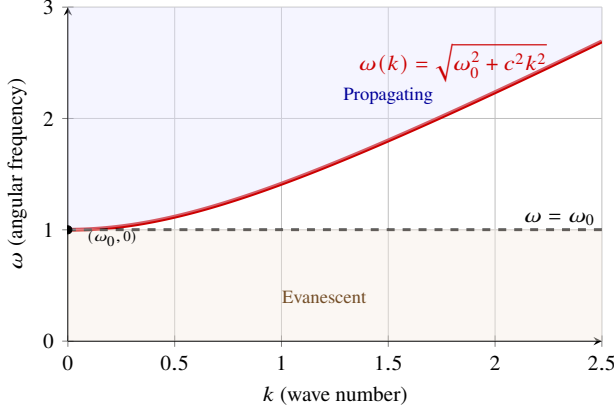


FIG. 4. Phase diagram in the  $(\omega, k)$  plane for the dispersion relation  $\omega^2 = \omega_0^2 + c^2 k^2$  with  $\omega_0 = 1 \times 10^{15}$  rad/s. The red curve shows the dispersion relation  $\omega(k) = \sqrt{\omega_0^2 + c^2 k^2}$ . Blue region: propagating solutions with real  $k$  and oscillatory spatial behavior  $e^{ikx}$ . Brown region: evanescent solutions with imaginary  $k = i\kappa$  and exponential spatial decay  $e^{-\kappa x}$  for  $\omega < \omega_0$ . The horizontal dashed line at  $\omega = \omega_0$  marks the frequency gap boundary. No physically allowed propagating solutions exist in the white region between the brown evanescent region and the dispersion curve (where  $\omega_0 < \omega < \sqrt{\omega_0^2 + c^2 k^2}$ ). This diagram provides a complete map of wave behavior: given any  $(\omega, k)$  pair, one can immediately determine whether the solution propagates or decays exponentially. The diagram visualizes how the system transitions smoothly from evanescent to propagating behavior as frequency increases through  $\omega_0$ .

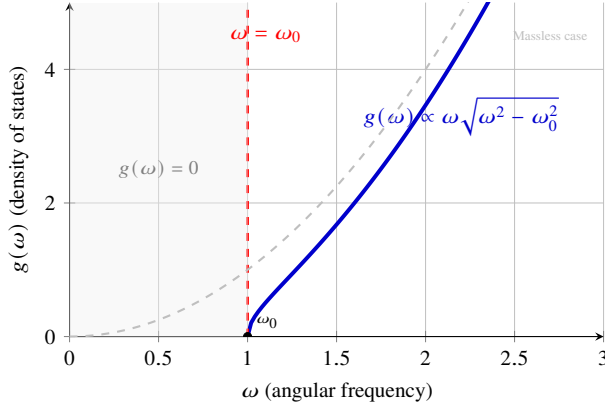


FIG. 5. Density of states  $g(\omega)$  derived from the Klein-Gordon dispersion relation  $\omega^2 = \omega_0^2 + c^2 k^2$ . For  $\omega > \omega_0$ , we obtain  $g(\omega) = \frac{V}{2\pi^2 c^3} \omega \sqrt{\omega^2 - \omega_0^2}$  (blue curve), which vanishes at the gap edge  $\omega = \omega_0$  and increases monotonically thereafter. The red dashed line at  $\omega = \omega_0$  marks the threshold frequency below which  $g(\omega) = 0$ , corresponding to the complete absence of propagating states. This characteristic density of states behavior explains multiple physical phenomena: suppression of spontaneous emission in photonic crystals near band edges, temperature dependence of heat capacity in gapped quantum systems, and spectral properties of massive quantum fields. The square-root onset at  $\omega_0$  represents a universal feature of three-dimensional systems near band edges.

channels due to suppressed  $g(\omega)$ , leading to longer lifetimes [11, 14]. Photonic crystals sharing this dispersion form near band edges dramatically suppress spontaneous emission: an atom emitting near  $\omega_0$  “sings in an empty concert hall” with no electromagnetic modes to carry energy away [7, 15]. The square-root dependence  $g(\omega) \propto \sqrt{\omega - \omega_0}$  produces a gradual onset of available states, analogous to a theater filling from front to back.

The total number of modes up to frequency  $\omega$ ,

$$N(\omega) = \int_{\omega_0}^{\omega} g(\omega') d\omega' = \frac{V}{6\pi^2 c^3} (\omega^2 - \omega_0^2)^{3/2}, \quad (9)$$

reveals how the mass term  $\omega_0$  reduces available states compared to the massless case  $N_0(\omega) = V\omega^3/(6\pi^2 c^3)$ . This deficit explains thermodynamic behavior: quantum fields with mass exhibit lower heat capacities because fewer vibrational modes exist to store thermal energy [16–18]. Thus,  $g(\omega)$  translates the abstract  $\omega(k)$  relationship into a concrete census of available states, connecting thermodynamics, quantum mechanics, and wave physics through a unified framework.

### C. Effective Mass: When Waves Acquire Inertia

Waves governed by the Klein-Gordon dispersion acquire an effective mass that makes them respond to perturbations as if possessing material inertia. Expanding equation (3) for small  $k$ :

$$\omega = \sqrt{\omega_0^2 + c^2 k^2} \approx \omega_0 + \frac{c^2 k^2}{2\omega_0} = \omega_0 + \frac{\hbar k^2}{2m_{\text{eff}}}, \quad (10)$$

yields the effective mass  $m_{\text{eff}} = \hbar\omega_0/c^2$ . This  $m_{\text{eff}}$  plays the same dynamical role as inertial mass in Newton’s second law, determining how waves respond to forces, accelerate in potential gradients, and interact with barriers.

The implications span physics subdisciplines. In quantum field theory,  $m_{\text{eff}}$  returns the particle’s rest mass:  $m = \hbar\omega_0/c^2$ . In superconductors, photons acquire mass  $m_{\text{eff}} = \hbar/(c\lambda_L)$  through the Anderson-Higgs mechanism, explaining the Meissner effect [5, 6]: magnetic fields are expelled because photons become too “heavy” to penetrate deeply [5]. In photonic crystals near band edges, light can exhibit negative effective mass, accelerating opposite to applied forces [9]. In plasmas, electromagnetic waves below  $\omega_p$  become infinitely massive and cannot propagate.

Figure 6 illustrates how different dispersion curvatures correspond to different effective mass behaviors. The phase diagram in Fig. 4 reveals richer dynamics through this lens: near  $\omega \approx \omega_0$ , the flat dispersion ( $d\omega/dk \approx 0$ ) corresponds to  $m_{\text{eff}} \rightarrow \infty$ , creating localized states and “slow light”; far from the gap, near-linearity yields  $m_{\text{eff}} \rightarrow 0$ , producing weightless propagation at speed  $c$ .

The general relationship

$$\frac{1}{m_{\text{eff}}} = \frac{1}{\hbar} \frac{d^2 \omega}{dk^2} \quad (11)$$

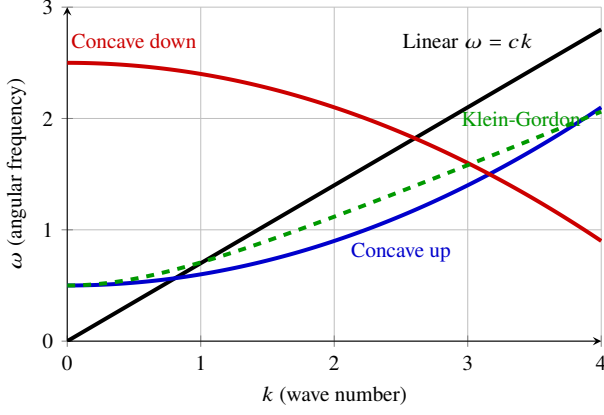


FIG. 6. Comparison of dispersion relations with different curvatures, illustrating fundamental wave propagation behaviors. Linear dispersion  $\omega = ck$  (black) yields constant and equal phase and group velocities ( $v_p = v_g = c$ ), representing non-dispersive propagation. Upward curvature  $\omega \approx \omega_0 + \alpha k^2$  (blue, concave up) yields group velocity exceeding phase velocity ( $v_g > v_p$ ), characteristic of anomalous dispersion regions. Downward curvature  $\omega \approx \omega_0 - \beta k^2$  (red, concave down) gives  $v_g < v_p$ , typical near band edges in periodic systems. The Klein-Gordon form  $\omega = \sqrt{\omega_0^2 + c^2 k^2}$  (green dashed) shows monotonically decreasing slope, representing normal dispersion with  $v_g$  always subluminal. Curvature sign determines wave packet spreading characteristics and whether higher frequencies travel faster (normal dispersion) or slower (anomalous dispersion) than lower frequencies. The second derivative  $d^2\omega/dk^2$  provides the effective mass through  $m_{\text{eff}}^{-1} = \hbar^{-2} d^2E/dk^2$ .

applies universally across semiconductors, photonic crystals, superlattices, and quantum fluids. All can be described by Newtonian dynamics with an effective mass extracted from dispersion curvature. Thus, when encountering any dispersion relation, students should examine its second derivative: large positive  $d^2\omega/dk^2$  indicates light quasiparticles;  $d^2\omega/dk^2 \approx 0$  implies infinite mass and localization; negative  $d^2\omega/dk^2$  signifies particles accelerating opposite to applied forces. From the Meissner effect to slow light to semiconductor electronics, this physics emerges encoded within the simple geometry of  $\omega(k)$  curves.

#### D. Impedance: The Medium's Response to Wave Excitation

The concept of impedance bridges wave propagation within a medium to wave interaction at its boundaries. For any wave system, impedance  $Z$  quantifies the ratio between a generalized driving force and the resulting flow or current. In the context of the Klein-Gordon equation, this emerges naturally from the field equations themselves.

Consider the massive Klein-Gordon equation in one dimension:

$$\frac{1}{c^2} \frac{\partial^2 \psi}{\partial t^2} - \frac{\partial^2 \psi}{\partial x^2} + \frac{m^2 c^2}{\hbar^2} \psi = 0. \quad (12)$$

We seek plane wave solutions of the form  $\psi(x, t) =$

$\psi_0 e^{i(kx - \omega t)}$ , which upon substitution yield the familiar dispersion relation  $\omega^2 = \omega_0^2 + c^2 k^2$  with  $\omega_0 = mc^2/\hbar$ .

To extract impedance, we must identify conjugate field quantities. Following the analogy with transmission lines and mechanical systems, we define a generalized potential  $\phi(x, t) \equiv \psi(x, t)$  and a generalized current  $J(x, t) \propto \partial\psi/\partial x$ . The proportionality stems from the first-order equations embedded within the second-order wave equation. Specifically, we can decompose equation (12) into two coupled first-order equations:

$$\frac{\partial \phi}{\partial x} = J, \quad \frac{\partial J}{\partial t} = c^2 \frac{\partial^2 \phi}{\partial x^2} - \omega_0^2 c^2 \phi. \quad (13)$$

For harmonic time dependence  $e^{-i\omega t}$ , these reduce to algebraic relations. From the plane wave ansatz, we have  $\partial\psi/\partial x = ik\psi$ , thus  $J = ik\phi$ . The impedance is defined as the ratio of potential to current:

$$Z(\omega) \equiv \frac{\phi}{J} = \frac{1}{ik}. \quad (14)$$

Crucially, the wave number  $k$  is not independent but determined by the dispersion relation. Solving  $\omega^2 = \omega_0^2 + c^2 k^2$  for  $k$  gives:

$$k(\omega) = \pm \frac{1}{c} \sqrt{\omega^2 - \omega_0^2}. \quad (15)$$

Substituting this into the impedance expression yields:

$$Z(\omega) = \pm \frac{1}{i} \frac{c}{\sqrt{\omega^2 - \omega_0^2}} = \mp i \frac{c}{\sqrt{\omega^2 - \omega_0^2}}. \quad (16)$$

The overall sign depends on the direction of propagation, while a system-dependent constant  $Z_0$  (carrying appropriate dimensions) multiplies this expression to give the physical impedance:

$$Z(\omega) = Z_0 \frac{c}{\sqrt{\omega^2 - \omega_0^2}}. \quad (17)$$

The frequency dependence of equation (17) reveals the medium's character. For  $\omega > \omega_0$ , the square root is real and  $Z(\omega)$  is purely imaginary. This indicates reactive behavior: energy alternates between kinetic and potential forms without net dissipation, characteristic of propagating waves. At the critical frequency  $\omega = \omega_0$ , the impedance diverges ( $Z \rightarrow \infty$ ). This singularity corresponds to perfect reflection; when driven at its natural frequency, the medium presents infinite resistance to wave transmission. For  $\omega < \omega_0$ ,  $k$  becomes imaginary ( $\kappa = \sqrt{\omega_0^2 - \omega^2}/c$ ), making the impedance purely real. This signifies resistive behavior associated with evanescent, exponentially decaying fields that do not propagate but instead dissipate energy locally [10].

This impedance analysis applies directly to physical realizations of Klein-Gordon dispersion. In cold plasma,  $\omega_0 = \omega_p$  and  $Z_0 = \mu_0 c$ , giving the plasma impedance  $Z(\omega) =$

$\mu_0 c / \sqrt{1 - \omega_p^2 / \omega^2}$ , which explains frequency-dependent reflection from the ionosphere [4]. In superconductors described by London equations,  $\omega_0 = c / \lambda_L$  leads to an impedance governing magnetic field penetration [6]. Photonic crystals near band edges exhibit similar impedance profiles controlling optical transmission [9].

Thus, the dispersion relation  $\omega(k)$  encodes not only kinematic information (phase and group velocities) and dynamic response (effective mass) but also the complete boundary value problem through impedance  $Z(\omega)$ . This triad, propagation, inertia, and reflection, forms a comprehensive physical description extractable from the single mathematical function  $\omega^2 = \omega_0^2 + c^2 k^2$ .

### III. CLASSICAL ANALOGIES: MASS-SPRING CHAINS AND BRILLOUIN ZONES

The conceptual insights gained from analyzing the Klein-Gordon dispersion extend naturally to classical mechanical systems, providing tangible analogies that bridge quantum and classical physics. Among these classical analogies, the mass-spring chain stands out as particularly illuminating, revealing fundamental concepts of wave propagation in periodic structures through simple Newtonian mechanics.

Consider an infinite chain of identical masses  $m$  connected by identical springs with spring constant  $K$ , with an equilibrium separation distance  $a$  between adjacent masses. When the  $n$ th mass undergoes displacement  $u_n$ , Newton's second law yields

$$\begin{aligned} m \frac{d^2 u_n}{dt^2} &= K(u_{n-1} - u_n) + K(u_{n+1} - u_n) \\ &= K(u_{n+1} + u_{n-1} - 2u_n). \end{aligned} \quad (18)$$

Seeking traveling wave solutions  $u_n(t) = A e^{i(kna - \omega t)}$  gives the dispersion relation

$$\omega^2 = \frac{2K}{m} (1 - \cos(ka)) = \frac{4K}{m} \sin^2\left(\frac{ka}{2}\right). \quad (19)$$

Equation (19) contains remarkable insights about wave propagation in periodic systems, as visualized in Fig. 7. Most fundamentally, it exhibits periodicity in  $k$ -space with period  $2\pi/a$ . Increasing  $k$  by  $2\pi/a$  gives  $e^{i(k+2\pi/a)na} = e^{ikna} e^{i2\pi n} = e^{ikna}$ , so masses cannot distinguish wave numbers differing by  $2\pi/a$ . This leads directly to the concept of the Brillouin zone: only wave numbers between  $-\pi/a$  and  $\pi/a$  possess physical distinctness. This insight, first developed by Brillouin in his analysis of wave propagation in periodic structures [19], reappears throughout physics involving periodic media.

From this dispersion relation emerge the phase and group velocities that characterize wave propagation. The phase velocity  $v_p = \omega/k = (2\sqrt{K/m}/k) |\sin(ka/2)|$  describes how wave crests appear to move, while the group velocity  $v_g = d\omega/dk = a\sqrt{K/m} \cos(ka/2)$  describes how energy and information actually propagate. Near the zone center ( $k \approx 0$ ), both velocities approach  $a\sqrt{K/m}$ , and the chain behaves as a continuum medium. At the zone boundary ( $k = \pi/a$ ), however,

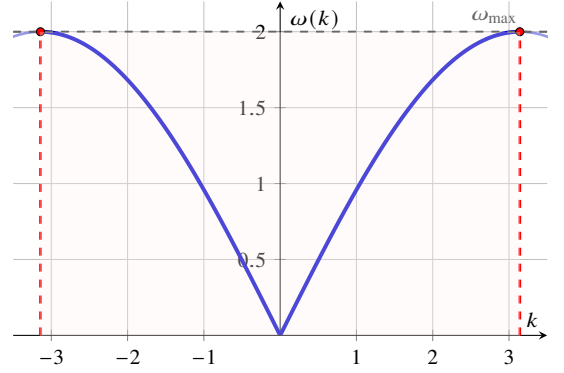


FIG. 7. Dispersion relation for a monatomic mass-spring chain:  $\omega(k) = 2\sqrt{K/m} |\sin(ka/2)|$ . The relation exhibits periodicity with period  $2\pi/a$  in  $k$ -space, reflecting the discrete spatial periodicity  $a$  of the chain. The red dashed lines demarcate the first Brillouin zone: all physically distinct wave numbers lie between  $-\pi/a$  and  $\pi/a$ . At the zone boundaries  $k = \pm\pi/a$ , the dispersion curve flattens ( $d\omega/dk = 0$ ), producing standing waves where neighboring masses move in perfect opposition. The maximum frequency  $\omega_{\max} = 2\sqrt{K/m}$  represents a cutoff beyond which no propagating waves exist. This simple mechanical system illustrates fundamental concepts including Brillouin zones, zone boundary behavior, and the relationship between spatial periodicity and  $k$ -space periodicity that underlies much of solid state physics and photonics.

$v_g$  vanishes completely while  $v_p$  remains finite. This separation of velocities mirrors our Klein-Gordon analysis, where  $v_p$  could exceed  $c$  while  $v_g$  remained subluminal.

The effective mass concept proves equally revealing here. Expanding  $\omega(k)$  near the zone center gives  $\omega \approx a\sqrt{K/m}|k|$ , yielding infinite effective mass (since  $d^2\omega/dk^2 = 0$ ). Near the zone boundary, however, expansion around  $k = \pi/a$  gives  $\omega \approx \omega_{\max} - (a^2/8)\sqrt{K/m}(k - \pi/a)^2$ , producing a negative effective mass  $m_{\text{eff}} = -4m/(a^4 K)$ . This negative mass explains why waves near the zone boundary accelerate opposite to applied forces, a phenomenon observed in photonic crystals and semiconductor superlattices.

Now consider breaking the chain's perfect symmetry by alternating between two different masses  $m_1$  and  $m_2$ . This diatomic chain models real crystals like NaCl, where sodium and chlorine atoms have different masses. The equations of motion now distinguish even and odd numbered sites:

$$\begin{aligned} m_1 \frac{d^2 u_{2n}}{dt^2} &= K(u_{2n+1} + u_{2n-1} - 2u_{2n}), \\ m_2 \frac{d^2 u_{2n+1}}{dt^2} &= K(u_{2n+2} + u_{2n} - 2u_{2n+1}). \end{aligned} \quad (20)$$

Seeking solutions with the appropriate periodicity leads to the dispersion relation

$$\omega^2 = \frac{K(m_1 + m_2)}{m_1 m_2} \left[ 1 \pm \sqrt{1 - \frac{4m_1 m_2}{(m_1 + m_2)^2} \sin^2(ka/2)} \right], \quad (21)$$

as shown in Fig. 8. The plus sign gives the optical branch, where adjacent masses oscillate in opposite directions; the

minus sign gives the acoustic branch, where they move together. These names originate from how these modes interact with light: optical modes create oscillating dipoles that couple to electromagnetic radiation, while acoustic modes do not [20].

The emergence of two distinct branches follows from symmetry breaking. In the monatomic chain, all sites are equivalent, yielding one band. With two different masses, the unit cell doubles in size, halving the Brillouin zone and allowing two distinct oscillation patterns within each cell. Between the branches opens a frequency gap where no propagating solutions exist. This gap width  $\Delta\omega$  grows with the mass ratio  $m_2/m_1$ , illustrating how increased asymmetry enhances band separation [21].

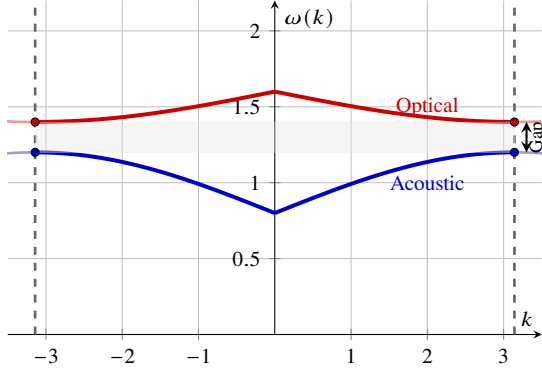


FIG. 8. Dispersion relation for a diatomic mass-spring chain with alternating masses  $m_1$  and  $m_2$  ( $m_2 = 2m_1$ ). Two branches appear: a lower acoustic branch where masses move together at long wavelengths, and an upper optical branch where neighboring masses move oppositely even at  $k = 0$ . A frequency gap (gray shaded region) opens between the branches, representing frequencies where no propagating wave solutions exist. The gap width  $\Delta\omega$  increases with mass ratio  $m_2/m_1$ . At the zone boundary  $k = \pi/a$ , both branches flatten with  $d\omega/dk = 0$ , producing standing waves. This simple mechanical system illustrates fundamental concepts of solid state physics including acoustic and optical phonons, band gaps, and the relationship between structural periodicity and allowed frequency ranges.

The density of states for the monatomic chain,

$$g(\omega) = \frac{L}{\pi} \frac{dk}{d\omega} = \frac{L}{\pi a} \frac{1}{\sqrt{\omega_{\max}^2 - \omega^2}}, \quad (22)$$

exhibits a van Hove singularity at  $\omega = \omega_{\max}$ , where  $d\omega/dk = 0$  [22]. This singularity, visible as the flat region at the Brillouin zone boundary in Fig. 7, has measurable consequences. In the specific heat of solids at low temperatures, the density of states of acoustic phonons near the Brillouin zone boundary determines the characteristic  $T^3$  temperature dependence observed in insulators [18].

The pedagogical power of mass-spring chains lies in how they embody abstract concepts in concrete mathematics. Beyond propagation characteristics, these chains also exhibit impedance phenomena directly analogous to the Klein-Gordon case. The impedance for the monatomic chain, defined as the ratio of force to velocity at a drive point, takes the form  $Z(\omega) \propto \sqrt{Km}/\sqrt{1 - (\omega/\omega_{\max})^2}$  for  $\omega < \omega_{\max}$ , diverging at the

maximum frequency  $\omega_{\max}$  just as the Klein-Gordon impedance diverges at  $\omega_0$ . This impedance governs how vibrations reflect at boundaries or couple between chain segments with different properties. The distinction between phase velocity (wave crest motion) and group velocity (energy propagation) emerges clearly from the mathematics, with  $v_g$  vanishing at zone boundaries while  $v_p$  remains finite. From this simple system, students learn universal principles that transfer to electrons in crystals, light in photonic materials, and sound in acoustic metamaterials [23]: spatial periodicity produces  $k$ -space periodicity (Brillouin zones); broken symmetry opens band gaps; flat dispersion creates high density of states; zone boundaries host standing waves with vanishing group velocity; effective mass emerges from dispersion curvature; and impedance controls boundary interactions.

#### IV. HYDRODYNAMIC WAVES: GRAVITY AND SURFACE TENSION IN COMPETITION

Water waves provide another classical system where dispersion relations reveal beautifully the competition between different physical restoring mechanisms, offering observable phenomena that students can analyze using the interpretative framework developed for the Klein-Gordon equation. When a stone disturbs a pond's surface, careful observation reveals two distinct wave types engaged in dynamical competition. The large, leisurely waves that spread broadly represent gravity's influence. The tiny, rapid ripples that race ahead belong to surface tension. Between these extremes exist waves that cannot decide which parent to obey, displaying minimal propagation speeds. This natural drama on water's surface is captured exquisitely by one of physics' most elegant dispersion relations [1, 24]:

$$\omega^2 = gk + \frac{\sigma}{\rho} k^3. \quad (23)$$

Here  $g$  represents gravity's constant pull ( $9.8 \text{ m/s}^2$ , nature's reminder of its dominance),  $\sigma$  denotes surface tension (water's elastic "skin" striving to minimize surface area), and  $\rho$  is density. Equation (23) embodies a literal physical tug-of-war: the  $gk$  term declares "gravity matters," the  $(\sigma/\rho)k^3$  term asserts "surface tension matters," and which force dominates depends entirely on the wave's spatial scale [25].

Why does spatial scale determine which restoring force dominates? Consider a long ocean swell with wavelength measured in hundreds of meters. To elevate such an extensive water column requires working against gravity's substantial weight, while the gentle surface curvature involves negligible surface tension energy. Now imagine a tiny ripple with millimeter-scale wavelength: lifting that thin water ribbon poses minimal challenge for gravity, but sharply bending the water surface demands significant surface tension energy. This scale dependence parallels comparing bending a long wooden plank (gravity resists strongly) versus crumpling a sheet of paper (surface stiffness resists strongly) [1]. The dispersion relation (23) quantifies precisely this scale-dependent competition.



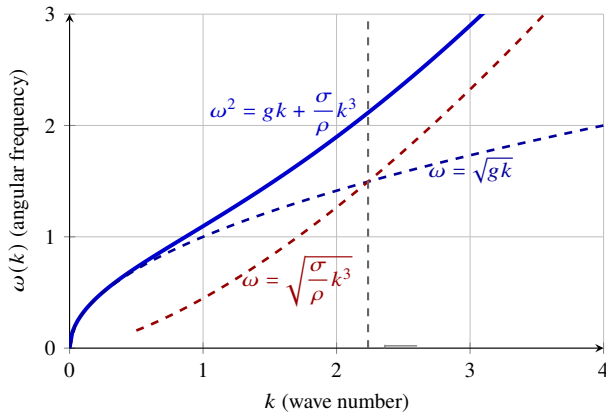


FIG. 9. Dispersion relation for water waves  $\omega^2 = gk + (\sigma/\rho)k^3$  illustrating the competition between gravity and surface tension. At long wavelengths (small  $k$ , left region, blue), gravity dominates with  $\omega \propto \sqrt{k}$  (parabolic on linear axes). At short wavelengths (large  $k$ , right region, red), surface tension dominates with  $\omega \propto k^{3/2}$  (steeper increase). The transition occurs near  $k = \sqrt{\rho g/\sigma}$ , corresponding to wavelength  $\lambda \approx 1.7$  cm for water at room temperature. At this transitional scale, waves exhibit minimum phase velocity, appearing as “slowpokes” in water wave observations. The log-log scale reveals the characteristic power-law behaviors in different regimes:  $\omega \propto k^{1/2}$  for gravity waves and  $\omega \propto k^{3/2}$  for capillary waves. The dashed line shows the pure gravity dispersion for comparison.

The phase velocity derived from equation (23),

$$v_p = \frac{\omega}{k} = \sqrt{\frac{g}{k} + \frac{\sigma k}{\rho}}, \quad (24)$$

narrates a compelling physical story. For long waves (small  $k$ ),  $v_p \approx \sqrt{g/k}$ : longer waves travel faster! This explains why tsunami early warning systems prove effective: the long-wavelength tsunamis race across oceans at speeds approaching commercial jetliners ( $\sim 800$  km/h for wavelengths  $\sim 200$  km), while their short-wavelength cousins lag far behind. For short ripples (large  $k$ ),  $v_p \approx \sqrt{\sigma k/\rho}$ : tinier waves also travel faster! The intriguing consequence emerges: a minimum phase velocity occurs at  $k = \sqrt{\rho g/\sigma}$ . For water at standard conditions, this corresponds to wavelength  $\lambda \approx 1.7$  cm, where waves crawl at merely 23 cm/s. Observing a pond reveals these intermediate ripples as the slowest waves, being overtaken by both larger gravity waves and smaller capillary dimples [25].

Now consider the group velocity, the true carrier of energy and information:

$$v_g = \frac{d\omega}{dk} = \frac{1}{2\omega} \left( g + \frac{3\sigma k^2}{\rho} \right). \quad (25)$$

For pure gravity waves ( $\sigma = 0$ ),  $v_g = v_p/2$ : wave crests outpace their own energy by a factor of two! This resembles watching a parade where the marching band (energy) lags behind the flag bearers (crests). For pure capillary waves ( $g = 0$ ),  $v_g = 3v_p/2$ : energy now leads the crests. This dramatic flip explains the intricate V-shaped patterns of ship

wakes: the wake angle derives from  $v_g/v_p$ , with gravity waves forming the outer arms and capillary waves creating the inner feathering [1]. Students can observe this directly: a swimming duck produces both gravity waves (larger, slower) and capillary waves (smaller, faster) with distinct propagation characteristics.

### A. Effective Mass and Curvature: When Waves “Remember” Their Past

If waves could tell us how they feel about being pushed around, they might complain about their “effective mass”, a measure of how stubbornly they resist changing their shape as they travel. Just as a heavy object continues straight when pushed sideways, waves with large effective mass maintain their form; light waves scatter easily. This notion, so fruitful in quantum mechanics, reveals hidden treasures in the simple water wave equation when we examine its curvature.

The mathematical story begins with the exact curvature from our dispersion relation:

$$\frac{d^2\omega}{dk^2} = \frac{6g\frac{\sigma}{\rho}k^2 + 3\left(\frac{\sigma}{\rho}\right)^2k^4 - g^2}{4\omega^3}. \quad (26)$$

This curvature behavior, visualized in Fig. 10, reveals a remarkable feature: the second derivative changes sign at a specific wave number, marking a transition between fundamentally different physical regimes. Think of it as a conversation between gravity and surface tension, with curvature as the translator.

In the gravity-dominated world of long waves ( $k \ll k_0$ ), the equation simplifies to a whisper:

$$\frac{d^2\omega}{dk^2} \approx -\frac{\sqrt{g}}{4}k^{-3/2} < 0. \quad (27)$$

That minus sign is the surprise: negative curvature means negative effective mass. It’s as if these waves have “anti-inertia”: when you try to spread them out, they stubbornly cling together instead. This explains why tsunamis, those ocean-spanning giants, can cross entire Pacific basins without falling apart. Their negative effective mass fights against the usual tendency of waves to disperse, like runners in a race who somehow keep pace despite different speeds [1].

Now visit the tiny world of capillary waves ( $k \gg k_0$ ), where surface tension rules:

$$\frac{d^2\omega}{dk^2} \approx \frac{3}{4}\sqrt{\frac{\sigma}{\rho}}k^{-1/2} > 0. \quad (28)$$

Here the curvature is positive, giving ordinary positive effective mass. These are the flighty, nervous waves. Blow on your tea and watch how quickly the ripples scatter in all directions. They have no loyalty to their original shape; they disperse at the slightest provocation, like a crowd fleeing when someone shouts “fire!”

Between these extremes lies a special scale, the inflection point where  $d^2\omega/dk^2 = 0$ . Solving our exact equation reveals this occurs at  $k_{\text{infl}} = \sqrt{3}k_0$ , about 1.0 cm wavelength for water. As shown in Fig. 10 (bottom panel), this is where the effective

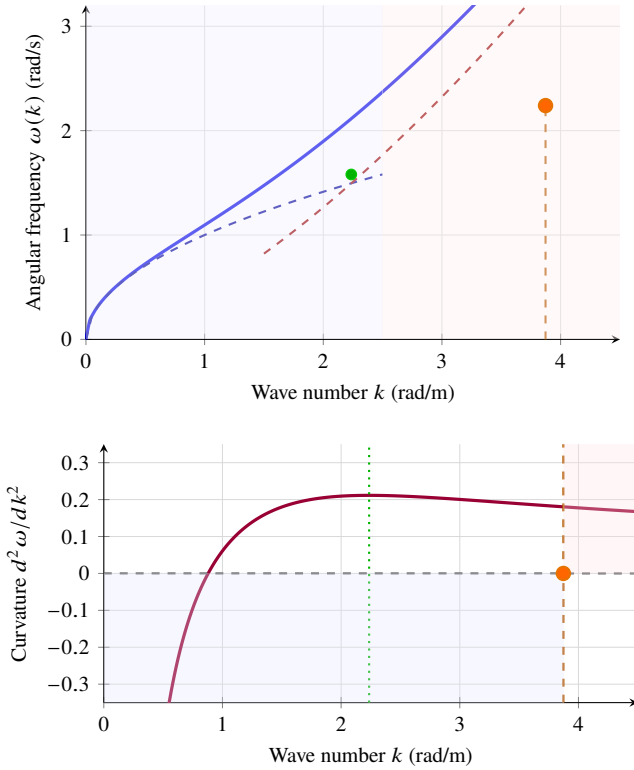


FIG. 10. Top: Dispersion relation  $\omega^2 = gk + (\sigma/\rho)k^3$  for water waves. Dashed curves show asymptotic behaviors. Green point marks minimum phase velocity at  $k_0 = \sqrt{\rho g/\sigma}$ ; orange point marks inflection at  $k_{\text{infl}} = \sqrt{3}k_0$ . Shaded regions indicate gravity-dominated (blue) and capillary-dominated (red) regimes. Bottom: Second derivative showing transition from negative curvature (negative effective mass, blue region) to positive curvature (positive effective mass, red region). The divergence of effective mass at  $k_{\text{infl}}$  creates waves that propagate with minimal distortion.

mass diverges. Here, something magical happens: waves of this precise size are the zen masters of the water world—they propagate with almost no change in shape, like perfect soldiers marching in lockstep. You can see this in a carefully controlled wave tank: while other waves spread or distort, these 1-cm waves march straight across with military precision.

This curvature analysis connects beautifully to our earlier discussions. As Dias and Kharif note, “The gravity-capillary transition provides a classical laboratory for phenomena typically associated with quantum systems” [26]. Indeed, the same mathematics that describes electrons in crystals or photons in periodic structures here describes ripples on a pond. The effective mass isn’t just an abstract concept; it’s the reason why some waves remember their past (tsunamis crossing oceans) while others live only in the moment (capillary ripples vanishing in seconds).

For students, the lesson is wonderfully tangible. Throw a big stone: watch the gravity waves maintain their circular pattern. Drop a tiny pebble: see the capillary waves scatter immediately. And if you’re patient and precise, create waves of about 1 cm wavelength: marvel at how they keep their shape. All these behaviors live in Eq. (23), waiting to be discovered

by those who know how to listen to what curvature has to say. The visual representation in Fig. 10 encapsulates this multilayered interpretation: the top panel shows how  $\omega(k)$  smoothly transitions between asymptotic behaviors, while the bottom panel reveals the sign change in curvature that governs wave packet dynamics across scales.

## B. Density of States and Ocean Wave Spectra

The density of states  $g(\omega)$ , quantifying available wave modes per frequency interval, follows from the dispersion relation through  $g(\omega) = (dN/d\omega)$ . For a two-dimensional surface of area  $A$ , this yields the parametric form:

$$g(\omega(k)) = \frac{A}{2\pi} \frac{k}{\sqrt{gk + 3\sigma k^3/\rho}}, \quad \omega(k) = \sqrt{gk + \frac{\sigma}{\rho}k^3}, \quad (29)$$

where  $k$  serves as a parameter tracing the curve shown in Fig. 11. This function acts as nature’s rulebook for distributing wind energy across frequencies.

When wind blows over ocean surfaces, it does not generate all wave frequencies equally: it follows this dispersion-dictated menu. The renowned Phillips spectrum [27, 28], shown alongside  $g(\omega)$  in Fig. 11, describing realistic ocean wave distributions, emerges from wind energy input filtered through precisely this density of states. The spectral form  $S(\omega) \propto \omega^{-5}$  characteristic of developed seas results from equilibrium between wind [29], nonlinear wave interactions, and the available states quantified by  $g(\omega)$ .

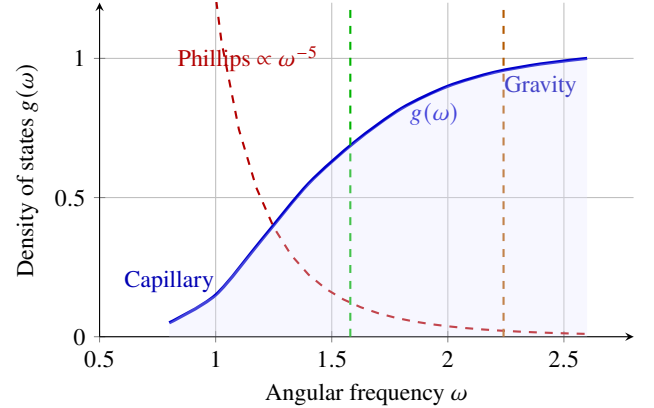


FIG. 11. Density of states  $g(\omega)$  for water waves plotted parametrically against frequency  $\omega$ . The blue curve shows  $g(\omega(k))$  versus  $\omega(k)$  with  $k$  as parameter, where  $\omega(k) = \sqrt{gk + (\sigma/\rho)k^3}$  and  $g(\omega(k)) \propto k/\sqrt{gk + 3(\sigma/\rho)k^3}$ , illustrating available wave modes per frequency interval. Green vertical line marks  $\omega_0$  corresponding to minimum phase velocity at  $k_0 = \sqrt{\rho g/\sigma}$ . Orange vertical line marks  $\omega_{\text{infl}}$  where dispersion curvature changes sign at  $k_{\text{infl}} = \sqrt{3}k_0$ . Gray dotted line indicates  $\omega$  corresponding to  $k = 4$  for comparison with previous figures. The Phillips spectrum (red dashed,  $\propto \omega^{-5}$ ) describes equilibrium ocean wave distributions that follow this dispersion-imposed “menu.” The shaded area represents total available states up to frequency  $\omega$ , demonstrating how wind energy distributes across scales.

This explains the observable progression following storms, illustrated by the frequency dependence in Fig. 11: initially one observes short capillary chop (higher  $\omega$  region), then gradually witnesses the organization of long gravity swells (lower  $\omega$  region) as the system evolves toward equilibrium. The density of states thus bridges abstract mathematics and observable oceanography, showing how dispersion relations ultimately govern spectral development across scales from capillary ripples to ocean swells.

What renders this hydrodynamic system pedagogically invaluable is its direct observability with unaided eyes. Students can throw two stones of different sizes into water: the larger stone generates predominantly gravity waves, the smaller stone produces mainly capillary waves. Blowing gently on tea or coffee surfaces creates surface tension ripples. Observing a swimming duck or boat wake reveals live demonstrations of  $v_g$  versus  $v_p$  relationships [25, 30]. These simple observations connect directly to the mathematical structure of equation (23), teaching students to extract physics from dispersion relations through everyday phenomena.

This single dispersion relation thus encodes a profound lesson for physics education: physical dominance shifts with scale. What governs behavior at meter scales (gravity) surrenders to different forces at millimeter scales (surface tension). The transition is not abrupt but mathematically smooth and beautifully predictable, captured precisely in equation (23). From oceanography to microfluidics, from predicting storm surges to designing lab-on-a-chip devices, applications ultimately trace back to this elegant competition between  $gk$  and  $k^3$  terms. Not merely an academic exercise, this represents physics education connecting fundamental principles to observable reality using nothing more sophisticated than a pond and careful observation.

## V. CONCLUSION: READING PHYSICS FROM MATHEMATICAL FORMS

Our systematic exploration of dispersion relations across fundamental physical systems reveals a profound pedagogical truth: mathematical forms contain rich physical narratives awaiting interpretation. The equation  $\omega^2 = \omega_0^2 + c^2 k^2$  recounts different physical stories in different contexts. A quantum field acquiring mass [11], a plasma oscillating collectively [4], a superconductor expelling magnetic fields [6], but maintains constant mathematical structure. By teaching students to extract physical meaning from this structure, we equip them with a universal analytical tool for understanding wave phenomena across physics subdisciplines.

The pedagogical approach developed here transforms dispersion relations from mere calculation tools into fundamental cognitive frameworks. Students learn to ask systematic questions

when encountering any  $\omega(\mathbf{k})$  relation: How do disturbances propagate through the medium? What frequency ranges are forbidden and why? How many distinct wave states exist at given energy? How does the system respond to external forces or perturbations? These universal questions apply equally to electrons in crystalline solids [20], light in dielectric materials [9], sound in periodic structures, and surface waves on fluids [1]. By developing this questioning mindset, students gain not only specific knowledge about particular systems but a transferable skill set for analyzing wave phenomena in any physical context.

From the Klein-Gordon equation revealing particle mass through  $\omega_0 = mc^2/\hbar$  to mass-spring chains demonstrating Brillouin zones and band gaps [19] to water waves exhibiting competition between gravity and surface tension [31], we witness how identical conceptual frameworks illuminate diverse physical systems. This unification represents not merely mathematical convenience but reflects deep structural similarities in how nature organizes wave-like behavior across scales and systems. The effective mass concept extracted from dispersion curvature connects quantum field theory to semiconductor physics to photonic crystals; the density of states derived from  $\omega(k)$  links thermodynamics [32] to quantum mechanics to optical engineering; the phase and group velocities distinction explains phenomena from tsunami propagation to fiber optic communications [33].

The soul of waves, we discover, resides fundamentally in the mathematical relations governing them. Learning to listen to what these relations communicate about phase and group velocities, frequency gaps and effective masses, available states and decay lengths constitutes learning to understand wave physics at its deepest level. From this understanding emerges not only better physics comprehension but a more profound appreciation for the elegant patterns connecting seemingly disparate phenomena across the physical world. By emphasizing interpretation over derivation, physical insight over computational procedure, we provide students with a powerful framework for understanding waves that will serve them throughout their physics education and professional careers.

## Appendix A: Catalog of Wave Equations and Dispersion Relations

To demonstrate the universality of our interpretative framework, Table II presents a catalog of fundamental wave equations and their dispersion relations. This compilation shows how identical mathematical forms recur across physics subdisciplines, from quantum mechanics to hydrodynamics, while encoding distinct physical mechanisms through parameter interpretation, establishing dispersion relations as a unifying language for wave phenomena.

[1] G. B. Whitham, *Linear and Nonlinear Waves*, Wiley (1974).  
 [2] J. D. Bjorken and S. D. Drell, *Relativistic Quantum Fields*, McGraw-Hill (1965).

[3] C. Itzykson and J.-B. Zuber, *Quantum Field Theory*, McGraw-Hill (1980).

TABLE I. Physical parameters appearing in the dispersion relations catalog.

Symbol	Physical Meaning	Symbol	Physical Meaning	Symbol	Physical Meaning
$\omega$	Angular frequency	$k$	Wave number	$c$	Wave speed
$v_p = \omega/k$	Phase velocity	$v_g = d\omega/dk$	Group velocity	$\lambda$	Wavelength
$m$	Mass (particle)	$\hbar$	Planck constant	$D$	Diffusion coefficient
$g$	Gravity	$\rho$	Density	$\sigma$	Surface tension
$h$	Fluid depth	$K$	Spring constant	$a$	Lattice spacing
$E$	Young's modulus	$I$	Area moment	$A$	Cross-section area
$L, C$	Inductance, Capacitance	$R, G$	Resistance, Conductance	$\alpha, \beta, \gamma$	Parameters

- [4] F. F. Chen, *Introduction to Plasma Physics and Controlled Fusion*, 3rd ed., Springer (2016).
- [5] F. London and H. London, "The electromagnetic equations of the superconductor," *Proc. R. Soc. Lond. A* **149**, 71-88 (1935).
- [6] M. Tinkham, *Introduction to Superconductivity*, 2nd ed., Dover Publications (2004).
- [7] E. Yablonovitch, "Inhibited spontaneous emission in solid-state physics and electronics," *Phys. Rev. Lett.* **58**, 2059-2062 (1987).
- [8] C. M. Pereira e L. A. Costa, "Conceitos básicos sobre a difração e a dispersão de ondas eletromagnéticas," *Rev. Bras. Ens. Fis.* **38**, e3601 (2016).
- [9] J. D. Joannopoulos, S. G. Johnson, J. N. Winn, and R. D. Meade, *Photonic Crystals: Molding the Flow of Light*, 2nd ed., Princeton University Press (2011).
- [10] J. D. Jackson, *Classical Electrodynamics*, 3rd ed., Wiley (1998).
- [11] M. E. Peskin and D. V. Schroeder, *An Introduction to Quantum Field Theory*, Westview Press (1995).
- [12] L. Brillouin, *Wave Propagation and Group Velocity*, Academic Press (1960).
- [13] T. Baba, "Slow light in photonic crystals," *Nat. Photonics* **2**, 465-473 (2008).
- [14] S. Weinberg, *The Quantum Theory of Fields, Vol. I: Foundations*, Cambridge University Press (1995).
- [15] S. John, "Strong localization of photons in certain disordered dielectric superlattices," *Phys. Rev. Lett.* **58**, 2486-2489 (1987).
- [16] J. H. Jeans, "On the partition of energy between matter and aether," *Phil. Mag.* **10**, 91-98 (1905).
- [17] M. Planck, "Über das Gesetz der Energieverteilung im Normalspektrum," *Ann. Phys.* **4**, 553-563 (1901).
- [18] P. Debye, "Zur Theorie der spezifischen Wärmen," *Ann. Phys.* **39**, 789-839 (1912).
- [19] L. Brillouin, *Wave Propagation in Periodic Structures*, 2nd ed., Dover (1953).
- [20] C. Kittel, *Introduction to Solid State Physics*, 8th ed., Wiley (2005).
- [21] M. Born and T. von Kármán, "Über Schwingungen in Raumgittern," *Phys. Z.* **13**, 297-309 (1912).
- [22] L. Van Hove, "The occurrence of singularities in the elastic frequency distribution of a crystal," *Phys. Rev.* **89**, 1189-1193 (1953).
- [23] A. F. dos Santos, M. C. de Oliveira e R. P. Silva, "Ondas de Bloch em um metamaterial acústico periódico dispersivo," *Rev. Bras. Ens. Fis.* **42**, e20220045 (2022).
- [24] M. J. Lighthill, *Waves in Fluids*, Cambridge University Press (1978).
- [25] J. R. Mendonça e S. T. de Almeida, "Ondas superficiais de gravidade: uma abordagem didática," *Rev. Bras. Ens. Fis.* **34**, 2603 (2012).
- [26] F. Dias and C. Kharif, "Nonlinear gravity and capillary-gravity waves," *Annu. Rev. Fluid Mech.* **41**, 1-25 (2008).
- [27] O. M. Phillips, "On the generation of waves by turbulent wind," *J. Fluid Mech.* **2**, 417-445 (1957).
- [28] C. C. Mei, *The Applied Dynamics of Ocean Surface Waves*, World Scientific (1989).
- [29] A. D. D. Craik, "The origins of water wave theory," *Annu. Rev. Fluid Mech.* **36**, 1-22 (2004).
- [30] P. A. Hwang, "Temporal and spatial variability of ocean surface roughness," *J. Atmos. Ocean. Technol.* **22**, 1430-1442 (2005).
- [31] O. M. Phillips, *The Dynamics of the Upper Ocean*, 2nd ed., Cambridge University Press (1977).
- [32] F. Reif, *Fundamentals of Statistical and Thermal Physics*, McGraw-Hill (1965).
- [33] G. P. Agrawal, *Nonlinear Fiber Optics*, 4th ed., Academic Press (2007).
- [34] L. D. Landau and E. M. Lifshitz, *Theory of Elasticity*, 3rd ed., Pergamon Press (1986).
- [35] H. S. Carslaw and J. C. Jaeger, *Conduction of Heat in Solids*, 2nd ed., Oxford University Press (1959).
- [36] A. Messiah, *Quantum Mechanics, Vol. I*, North-Holland Publishing (1961).
- [37] O. Heaviside, *Electromagnetic Theory*, The Electrician Printing and Publishing Co. (1893).
- [38] H. Lamb, *Hydrodynamics*, 6th ed., Cambridge University Press (1932).
- [39] V. G. Levich, *Physicochemical Hydrodynamics*, Prentice-Hall (1962).
- [40] M. Born and K. Huang, *Dynamical Theory of Crystal Lattices*, Oxford University Press (1954).
- [41] P. G. Drazin and R. S. Johnson, *Solitons: An Introduction*, Cambridge University Press (1989).
- [42] R. A. Fisher, "The wave of advance of advantageous genes," *Annals of Eugenics* **7**, 355-369 (1937).
- [43] J. D. Murray, *Mathematical Biology: I. An Introduction*, 3rd ed., Springer (2002).
- [44] F. M. Bass, "A new product growth for model consumer durables," *Management Science* **15**, 215-227 (1969).
- [45] R. Axelrod, "The dissemination of culture: A model with local convergence and global polarization," *Journal of Conflict Resolution* **41**, 203-226 (1997).
- [46] A. N. Kolmogorov, I. G. Petrovskii, and N. S. Piskunov, "A study of the diffusion equation with increase in the amount of substance, and its application to a biological problem," *Bulletin of Moscow University, Mathematics Series* **1**, 1-26 (1937).



TABLE II. Summary of fundamental wave equations and their dispersion relations. The functional form  $\omega(k)$  encodes the essential physics of wave propagation in each system.

Equation (Name)	Dispersion Relation $\omega(k)$	Geometrical Behavior	Physical Interpretation
<b>Linear Wave (1D)</b> $\frac{1}{c^2} \psi_{tt} = \psi_{xx}$ [1]	$\omega^2 = c^2 k^2$ $\omega = \pm c k$	Linear $v_p = v_g = c$	Non-dispersive EM in vacuum, sound
<b>Diffusion</b> $\psi_t = D \psi_{xx}$ [35]	$\omega = -i D k^2$	Imaginary Decay only	Heat conduction No propagation
<b>Free Schrödinger</b> $i \hbar \psi_t = -\frac{\hbar^2}{2m} \psi_{xx}$ [36]	$\omega = \frac{\hbar k^2}{2m}$	Parabolic $v_g = 2 v_p$	Matter waves Normal dispersion
<b>Klein-Gordon</b> $\frac{1}{c^2} \psi_{tt} = \psi_{xx} - \frac{m^2 c^2}{\hbar^2} \psi$ [2]	$\omega^2 = c^2 k^2 + \frac{m^2 c^4}{\hbar^2}$ $\omega_0 = m c^2 / \hbar$	Hyperbolic $v_p > c > v_g$	Relativistic fields Plasmas, superconductors
<b>Telegraph</b> $\psi_{xx} = LC \psi_{tt} + RC \psi_t$ [37]	$k^2 = LC \omega^2 - i RC \omega$	Complex $\omega(k)$ Attenuation	Lossy lines Damped waves
<b>Euler-Bernoulli</b> $\psi_{tt} = -\frac{EI}{\rho A} \psi_{xxxx}$ [34]	$\omega^2 = \frac{EI}{\rho A} k^4$ $\omega \propto k^2$	$\omega \propto k^2$ Strong dispersion	Flexural waves Beam vibrations
<b>Deep Water</b> (gravity) [38]	$\omega^2 = g k$	$\omega \propto \sqrt{k}$ $v_g = v_p / 2$	Ocean waves Longer $\lambda$ faster
<b>Capillary</b> (surface tension) $\psi_t + \frac{\sigma}{\rho} \psi_{xxx} = 0$ [39]	$\omega = \frac{\sigma}{\rho} k^3$	$\omega \propto k^3$ $v_g = 3 v_p$	Small ripples mm scale
<b>Water Waves</b> (gravity + tension) depth $h$ [31]	$\omega^2 = \left( g k + \frac{\sigma}{\rho} k^3 \right) \tanh(kh)$	Interpolation Min $v_p$ at $k_0$	General surface $\lambda_{\min} \approx 1.7$ cm
<b>Monatomic Chain</b> $m \ddot{u}_n = K(u_{n+1} + u_{n-1} - 2u_n)$ [40]	$\omega = 2\sqrt{\frac{K}{m}}  \sin(ka/2) $	Periodic in $k$ $v_g = 0$ at boundaries	Acoustic phonons Brillouin zones
<b>Diatomic Chain</b> $m_1 \neq m_2$ [20]	$\omega^2 = \frac{K(m_1+m_2)}{m_1 m_2} \left[ 1 \pm \sqrt{1 - \frac{4m_1 m_2}{(m_1+m_2)^2} \sin^2(ka/2)} \right]$	Two branches Acoustic + optical	Band gap IR active modes
<b>KdV linearized</b> $\eta_t + c_0 \eta_x + \beta \eta_{xxx} = 0$ [41]	$\omega = c_0 k - \beta k^3$	Cubic $v_g < c_0$	Weak dispersion Soliton foundation
<b>Helmholtz</b> $\nabla^2 \psi + k_0^2 \psi = 0$ [10]	$k^2 = k_0^2$ (fixed $\omega$ )	Constant $ k $ Eigenvalue	Cavity modes Waveguide resonances