

NO LESS: Novel Opportunities for Light Exotic Searches at the SPS

Babette Döbrich¹ Jan Jerhot¹ Karim Massri² Jonathan L. Schubert^{1,3} Tommaso Spadaro⁴

¹*Max-Planck-Institut für Physik (Werner-Heisenberg-Institut), Boltzmannstr. 8, 85748 Garching bei München, Germany*

²*Physics Department, Lancaster University, Bailrigg, Lancaster LA1 4YB, UK*

³*Technical University of Munich, TUM School of Natural Sciences, Physics Department, Chair for Data Science in Physics, 85748 Garching, Germany*

⁴*Laboratori Nazionali di Frascati dell'INFN, Via E. Fermi, 54, 00044 Frascati Italy*
E-mail: babette@mpp.mpg.de, jan.jerhot@cern.ch, karim.massri@cern.ch, jonathan.schubert@cern.ch, tommaso.spadaro@cern.ch

ABSTRACT: A powerful way to test models with feebly interacting particles in the MeV to GeV mass range is through proton beam-dump experiments. In this paper, we compare the current sensitivity of CERN's NA62 experiment running in beam-dump mode with that of a hypothetical experiment using the same detectors in a future CERN ECN3 beam-dump facility. When optimising such an experiment, the geometric setup is particularly relevant for the specific new-physics scenario under study, since different production mechanisms can generate different angular distributions of new particles. We show that even the most minimalistic reconfiguration of the existing NA62 experiment's detectors can already provide a very competitive sensitivity and collect data immediately after the beam is available.

KEYWORDS: axion, heavy neutral leptons, simulation framework, feebly interacting particles, beam-dump experiments

Contents

1	Introduction	1
2	Beam and the BDF target	3
3	BDF detector options	4
3.1	General toy MC and signal-selection conditions	4
3.2	Minimal configuration (BDF 0)	5
3.3	Configurations with detector rearrangements (BDF 1 \rightarrow 3)	6
3.4	Modifying existing sub-detectors	7
3.5	Full configuration (BDF 4)	7
4	Background assessment	8
5	Physics reach	10
5.1	Dark photon	10
5.2	Higgs-like scalar	11
5.3	Heavy neutral leptons	12
5.4	Axion-like particles	13
6	Conclusion	14
A	Fixed angular acceptance configurations BDF 1a, 2a, 3a	18
B	Fixed decay volume configurations BDF 1b, 2b, 3b	19

1 Introduction

Testing new physics at moderate (MeV–GeV) mass scales and very weak couplings has gained traction over the past decade: the number of experiments active in this field now numbers in the dozens, and a recent effort to summarise the current status of the field has been made as input to the European Strategy for Particle Physics [1]. The motivation behind these searches is that a set of portals with different quantum numbers could connect the Standard Model (SM) to another particle sector, which might, for example, contain a candidate for dark matter. To classify these new-physics scenarios, also referred to as FIPs (feebly interacting particles), a set of “benchmark cases” (*BCs*) has been introduced [2]. These are now widely established in the literature.

To probe coupling ranges in which such particles are very weakly interacting, and thus long-lived, a detector displaced from the production point is required. An example of a dedicated experiment exploiting proton collisions at the highest energies is FASER [3],

which aims to detect new long-lived particles produced at the LHC. With lower energy but much higher effective luminosity, proton beam-dump experiments are a powerful tool for probing the existence of the above-mentioned portals: they allow higher production rates than collider-based searches and access to a broad spectrum of production processes. Consequently, a number of constraints on portals have been explored by experiments such as CHARM [4, 5], NuCal [6], and others [7, 8].

At the time of writing, there are two active experiments capable of probing BC s in a proton-dump configuration: DarkQuest at Fermilab [9, 10], which uses a 120 GeV proton beam, and NA62 [11] at CERN’s ECN3 hall, which exploits 400 GeV protons from the SPS. NA62 searches for di-lepton and hadronic final states have recently placed leading constraints [12–14]. The analysis of the full NA62 dataset in beam-dump mode is expected to be background-free. NA62 projections for the recorded $\sim 10^{18}$ protons on target (PoT) have been made publicly available [1, 15].

The NA62 program is primarily focused on kaon physics and is currently expected to complete data-taking with the start of CERN’s LS3. For activities after LS3 at ECN3, two proposals were put forward: a mixed program of kaon and beam-dump physics (HIKE [16] with SHADOWS [17]), and an experiment at a dedicated beam-dump facility (SHiP [18] at the BDF [19]).

With the approval of the beam-dump facility (BDF) and the SHiP experiment in March 2024, the ECN3 experimental hall is expected to be dedicated to the search for FIPs for the foreseeable future.

The originally proposed SHiP detector offers clear, leading sensitivity to FIP scenarios [19], particularly for heavy neutral leptons (HNLs). However, this detector configuration will not be realised immediately after LS3. A down-scoped version of SHiP, using a helium balloon as the decay volume, is currently under consideration [20]. By contrast, the fully operational NA62 detector is scheduled to begin dismantling in 2026.

In this document, we study different hypothetical detector configurations obtained by re-configuring the currently operating NA62 detectors for the new BDF, and compare their physics reach to that of the originally proposed SHiP configuration for ECN3. For each configuration, we uniformly assume 8×10^{19} PoT delivered to the BDF, which corresponds to about two years of data taking at the BDF, or roughly 80 times the statistics already collected by NA62.

For this study, it is instrumental to use a public tool in which all BC s are implemented under unified theoretical assumptions [21]. One such tool is ALPINIST [22, 23], which allows different geometries to be readily compared. The full software is publicly available at [24].

Using ALPINIST, we explore the benefits and shortcomings of the considered detector configurations, showing that the production kinematics in different new-physics models imply that some BC s are probed more efficiently than others.

Given the worldwide competition in the search for FIPs in the coming years [1, 25], we find that the parameter reach of these hypothetical scenarios is rather promising, under the well-motivated assumption that an essentially background-free search remains possible.

This paper is structured as follows. In Section 2, we review the nominal beam-line and dump configurations foreseen for ECN3. In Section 3, we review the existing NA62 detectors located in ECN3 at the time of writing, as well as the originally proposed configuration for the SHiP experiment. We then describe possible hypothetical detector configurations with increasing levels of “complexity”, related to the degree of rearrangement required in the experimental hall. We assess the background limitations for these configurations in Section 4. We compare the physics reach of these configurations to that of the originally proposed SHiP detector layout in Section 5. We conclude in Section 6.

2 Beam and the BDF target

Before studying the impact of different detector configurations on the physics reach in ECN3, we briefly review the nominal beam and target foreseen for ECN3 after LS3.

A 400 GeV proton beam will be slowly extracted from the SPS with a 1.2 s flat-top spill and an intensity of 4×10^{13} PoT per spill,¹ corresponding to an integrated intensity of 4×10^{19} PoT per year delivered to ECN3, while maintaining an integrated intensity of 6×10^{18} PoT per year to the other experimental areas, comparable to the pre-LS3 demand [19]. Assuming BDF commissioning by the end of 2031 [20], an integrated intensity of 8×10^{19} PoT could be delivered to ECN3 during the two years currently scheduled before LS4.

We assume the BDF design and geometry to be the same as described in [19]:

- The shielding of the target complex and the separation from ECN3 by a ventilation wall will allow access to ECN3 when the beam is stopped.
- The centre of the target is located in TCC8, 22 m from the entrance of ECN3. With the target placed 133 m downstream of the current T10 target used by the NA62, the RP issues which had to be addressed for HIKE [16] are assumed not to be a limitation in the following.
- The BDF target is composed of water-cooled blocks of titanium-zirconium-doped molybdenum alloy, clad by a tantalum-alloy, in the core of the proton shower, followed by blocks of tantalum-clad pure tungsten, together corresponding to 12 nuclear interaction lengths. Design improvements are being studied [20, 26]. Here, for simplicity, we assume molybdenum as the sole target material.
- The target complex is followed by a hadron absorber and a shield, sweeping the muons out of the acceptance of the detector located in ECN3.

¹For comparison, NA62 in beam-dump mode received about 5×10^{12} PoT per spill with 4.8 s flat-top spills.

- The intermediate detector designs proposed in the following section assume no background limitation for the FIP searches, or similar backgrounds, which are expected to be present with the SHiP detector design. More details on this point are discussed in Section 4.

3 BDF detector options

The NA62 experiment, currently installed and operational in ECN3, has released results from several searches for FIPs in the past few years [12–14]. The aim of the following study is to investigate the physics potential of different hypothetical detector configurations obtained by reconfiguring the NA62 detectors for the new BDF, in order to maximise the physics output in ECN3 immediately after LS3.

The BDF design discussed in the previous section is considered to be fixed, as well as the location of the proposed Scattering and Neutrino Detector (SND) just upstream of the decay volume, effectively requiring about 33m of space between the BDF target and the upstream edge of the decay volume. Therefore, in all that follows, the decay volume is assumed to be located 33.5m downstream of the centre of the BDF target. The current NA62 subdetectors upstream of the decay volume have to be removed, except for the veto hodoscope located at the upstream edge of the present NA62 decay volume. Possible modifications to the existing detectors are discussed in section 3.4.

Eight detector geometry configurations described in sections 3.2, 3.3, 3.5 and appendices A and B are considered and simulated with a toy MC as discussed in the next section. An overview of the main variables affecting the signal acceptance in the three configurations used in section 5 is listed in table 1. The full list can be found in table 2.

scenario	$l_{\text{decay volume}}$ [m]	z_{ECal} [m]	Ω_{ECal} [msr]
BDF 0	16.7	108.5	0.4
BDF 3a	45	108.5	0.4
BDF 4	50	93.6	2.74

Table 1. Overview of the main variables: the decay volume length, the distance between the target and the ECal and the solid angle covered by the ECal, which determine the detector acceptances for the configurations displayed in the physics reach in section 5.

3.1 General toy MC and signal-selection conditions

The FIP production and decay are simulated in the ALPINIST framework [23]. For the dark scalar production modes, 20M events are simulated for the e^+e^- decay modes. For any other FIPs and decay modes, 1M events per mass bin are simulated for $e^+e^-(\nu)$ and $\mu^+\mu^-(\nu)$ final states and 500k events per mass bin for 2γ , 2π , 3π , 4π , $2\pi\gamma$, $2\pi\eta$, $2K$, $2K\pi$, $2K2\pi$, $\pi\ell$, $e\mu\nu$ final states.

For each considered final state, a specific signal-selection algorithm common to the detector configurations **BDF(0-3)** is applied and described below. Differences for the **BDF4** configuration are detailed in Section 3.5.

Photons: All photons must be in the acceptance of an electromagnetic calorimeter (ECal) of octagonal shape, excluding a central “hole” with 8 cm radius and must deposit at least 3 GeV.

For the case of a di-photon final state, the individual photon energy clusters in the ECal must be separated by at least 10 cm, they must be at least 15 cm away from the centre of the ECal and have an energy of at least 1 GeV.

$e^+e^-(\nu)$: The e^\pm tracks must be in the acceptance of the first and last STRAW spectrometer stations. The STRAW stations are approximated as rotationally symmetric around the beam axis, with a radius of 1 m and a central hole with a radius of 10 cm. The same ECal selection criteria as for the two- γ final states are applied.

$\mu^+\mu^-(\nu)$: The μ^\pm tracks must be in the acceptance of the first and last STRAW stations and have momentum of at least 5 GeV. Both tracks must also be in the acceptance of the muon veto detector (MUV3), excluding a central hole of 11 cm radius.

$h^+h^-(\gamma)$: Both hadronic tracks must be in the acceptance of the first and last STRAW stations and of the ECal and have momentum of at least 5 GeV. Additional photons must be in the ECal acceptance and deposit at least 3 GeV in total.

$e(h)\mu(\nu)$: Both tracks must be in the acceptance of the first and last STRAW stations and of the ECal and must have energy of at least 5 GeV. The electron/positron cluster must be at least 15 cm from the ECal centre. The muon track must be in the acceptance of the muon veto.

3.2 Minimal configuration (BDF 0)

In the minimal configuration, the current location of NA62 subdetectors is kept with no modification to the layout downstream of 33.5 m from the centre of the BDF target, corresponding approximately to the location of the large-angle veto station 6. All detectors upstream of this point have to be removed from ECN3 and TCC8 to make space for the BDF target complex.

In this configuration, the vacuum tube has to be ended at 33.5 m, which requires a new end cap with a larger diameter than the present one. Currently, section 15 of the vacuum tube after the large-angle veto station 6 starts at 33.155 m from the centre of the BDF target, in principle (according to [26] page 8) still allowing the space for the placing of the SND detector and of the veto hodoscope upstream of the decay volume. The simulation of this configuration still assumes the decay volume to start at 33.5 m. For the final states with charged FIP daughter particles, the end of the decay volume corresponds to the first spectrometer station. For the final states with only neutral daughter particles, the decay volume end is located at the ECal. The requirement of having at least a 10 cm separation

between the neutral particle positions at the ECal plane induces an effective reduction of the decay volume for the neutral final states.

3.3 Configurations with detector rearrangements (BDF 1 \rightarrow 3)

From the geometrical perspective, the signal acceptance can be increased in two ways: by extending the decay volume and by increasing the angular acceptance. The impact of different choices is detailed in the appendices, here we describe the most sensitive configuration, denoted as **BDF 3a**.

The 17.69 m long NA62 RICH detector can be removed at the cost of the loss of the π , K , and p separation, which is currently possible in certain momentum ranges at NA62. The spectrometer can then be accordingly placed closer to the calorimeter system, with the last STRAW station at approximately the location of the RICH mirror. Furthermore, we assume a possible 30% reduction in the distances between the 4 STRAW stations, increasing the size of the decay volume by an additional 10.61 m compared to the **BDF 0** configuration.

The detector locations can be compared to the **BDF 0** layout in Fig. 1. The impact of the geometry adjustment on the signal yield for direct and meson-mediated production processes can be seen in Fig. 2.

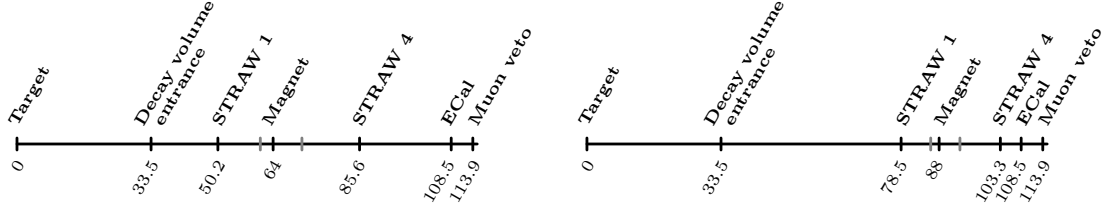


Figure 1. Location of the detectors and the decay volume along the z -axis with respect to the centre of the target in meters for **BDF 0** (left) and **BDF 3a** (right) configurations. The locations of the STRAW stations 2 and 3 are indicated in grey.

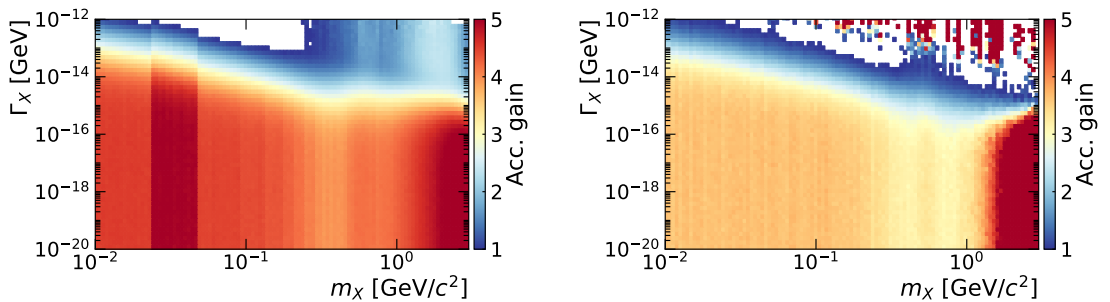


Figure 2. Ratio of the acceptance for setup **BDF 3a** to that for setup **BDF 0**, for a dark scalar decaying into e^+e^- produced by proton bremsstrahlung (left) and by B meson decays (right).

3.4 Modifying existing sub-detectors

A number of low-budget modifications to the existing NA62 detectors can be considered to further increase the signal and reduce the background yield. These modifications are not implemented in the toy MC, but here we outline several of them to indicate the direction in which the setup can be improved.

Upstream veto: In the current NA62 configuration, the upstream veto hodoscope is missing four central tiles for connecting the 75 GeV beam-line with the decay volume. Closing this gap should be considered for the BDF operation to prevent halo particles from entering the decay volume undetected.

Large-angle veto: With the whole detector placed significantly closer to the target compared to the current NA62 operated in the beam-dump mode, two possible sources of background should be considered: halo particles entering the decay volume off-axis and decays in the decay volume with some particles escaping detection, leading to incomplete event reconstruction. These could be mitigated by putting the large-angle veto stations closer together. When keeping all 12 large-angle veto stations, the distances between the stations could be reduced by half. Such a modification would require cutting the current vacuum tube sections or constructing new ones. The impact of the distance between the last large-angle veto station and the calorimeter on the signal yield should be investigated.

Non-instrumented parts of downstream detectors: With no beam passing through the centre of the experiment, parts of the detectors are not being instrumented, effectively reducing the signal acceptance. Namely, the centres of the STRAW stations, hodoscopes, calorimeters and muon veto. The non-instrumented centre of the calorimeters is currently considered in the toy MC simulations, while the impact on the STRAW track reconstruction efficiency is not known. These effects need to be evaluated, and the possibility of instrumenting some parts of the subdetectors is worth further investigation. For example, the upgrade of the scintillator tile detectors using the existing technology seems viable.

Pre-shower detector: It is worth investigating if a pre-shower can be added to the calorimeter to add directionality, to address fully neutral final states better. Some understanding could be based on the EM showers from photons starting in the RICH mirror or in the hodoscopes, observed in the current kaon data. One of the possibilities would be a MicroMegas detector and reusing some of the readout of the current upstream detectors. Studies done for the pre-shower detector for the KLEVER Project [27] could be reused for the possible detector design.

3.5 Full configuration (BDF 4)

In the **BDF 4** configuration the geometric layout corresponds to the originally proposed SHiP design [18] with a 50 m long decay volume followed by a spectrometer composed of

four STRAW stations and ECal with transversal dimensions of $4 \times 6 \text{ m}^2$ and a magnet providing 0.65 Tm vertical bending power. The detector layout is sketched in Fig. 3.

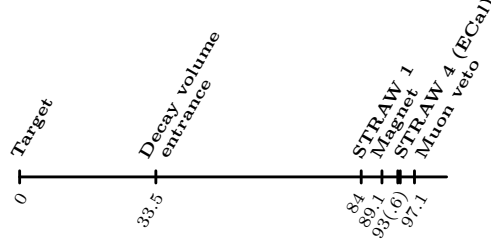


Figure 3. Location of the detectors and the decay volume along the z -axis with respect to the centre of the target in meters for the **BDF 4** configuration.

The selection criteria applied are the same as for the other BDF configurations, except for the detector geometrical acceptances reflecting larger transversal dimensions without any holes in the detectors and the momenta of charged tracks, which are required to be $> 1 \text{ GeV}$ compared to the $> 5 \text{ GeV}$ cut applied above.

4 Background assessment

The background is assessed as follows: first, we extrapolate from the NA62 beam intensity to the BDF one, and we show that the background level is not inducing significant sensitivity limitations; then, we take into account the effect of the different dump-to-detector distances of the two layouts, and we argue that enough sweeping power can be installed to recover the NA62 conditions.

NA62 has demonstrated operation with negligible background. This holds (i) for final states with charged particles and closed kinematics, and (ii) for integrated proton rates well beyond 10^{18} PoT. The background has two components, which we will refer to as “combinatorial” and “prompt”:

Combinatorial background: This component refers to random superposition of uncorrelated proton interaction products. It depends quadratically on the instantaneous intensity and is relevant only for final states with $\mu^+\mu^-$ pairs. The instantaneous beam intensity at the BDF is approximately a factor of 40 higher than that of the present NA62 beam-line. Extrapolating from the 10^{-2} background events expected in the NA62 $\mu^+\mu^-$ analysis at 1.4×10^{17} PoT [12] to 8×10^{19} PoT collected at the nominal BDF intensity, and applying the upstream veto—which has a measured single-particle inefficiency of 2% [16] and was not used in Ref. [12]—the expected number of combinatorial events for the NA62 geometry is $\mathcal{O}(10^{-1})$.

Prompt background: This component refers to particles produced in secondary interactions of high-energy muons in the traversed material. It scales linearly with the integrated rate and is generally dominant for other final states than $\mu^+\mu^-$. For the NA62 geometry, it was found that accounting for statistical scaling, this background

is projected to be below 0.1 events for any final state with hadrons, and below 1 event for the e^+e^- final state when restricting the search to invariant masses above 50 MeV (following the argument in [16]).

We now consider the effect of the different geometrical setups when comparing NA62 and BDF. In the configurations shown in Fig. 1, the distance from the dump to the muon veto is $D_\mu^{\text{BDF0}} = 114$ m, compared to $D_\mu^{\text{NA62}} = 220$ m for NA62. Detailed simulations in Ref. [28] of minimal modifications of the NA62 beam-line with $D_\mu^{\text{PBC}} = 195$ m show only a modest increase of the muon rates with respect to the $D_\mu^{\text{NA62}} = 220$ m setup. This is obtained with a sweeping system composed of three magnets of the MBPL type (each with a field of 1.8 T and a length of 2 m) [29]. Since in the **BDF 0** and **BDF 3a** configurations the distance is approximately two times larger than that considered in Ref. [28], the corresponding single-muon rate is expected to increase by a similar factor. Therefore, to maintain the muon rates at the same level, an overall increase of the sweeping power by a factor of two or more is needed.

There are good reasons to believe that a muon-sweeping system with sufficient rejection power to ensure a zero-background scenario in the considered setups² can be achieved using conventional techniques. A complete background study and a full detector design would, of course, have to be carried out should the present document generate sufficient interest in the community. Here, however, we outline the main arguments supporting the assumption that a zero-background regime is achievable:

- Adding two MTR-type bending magnets (each with a field of 2 T and a length of 3.6 m) [29] and three magnetised iron blocks (each with a field of 2 T and a length of 1.6 m) to the set of three MBPL magnets considered in [28] would guarantee a total bending power increase by a factor of three, with a total nominal space of 18 m.³
- At the BDF, a conventional muon-sweeping system of this kind could be installed in the more than 20 m of space between the hadron absorber and the SND detector, designated for the muon shield [20], allowing further adjustments: indeed, muons of both charges must be swept, therefore the mutual distance and polarity of the various magnets must be carefully optimised; moreover, one must account for a minimum spacing between the magnets and for the effect of the return fields.
- The NA62 beam-dump configuration was only marginally optimised with respect to the muon rate at the muon veto, located 220 m downstream of the dump. For example, simulations indicate that NA62 could have achieved a $\times 10$ reduction in background above 15 GeV, at the cost of increasing the low-energy muon component, simply by retuning the currents in the two MTR-type bending magnets immediately downstream of the dump [28].

²It must be emphasised that the sensitive detector area in these setups is roughly a factor of four smaller than that foreseen for SHiP.

³This configuration is a minimal working example, only showing the approximate bending power achievable in a given space, rather than representing a concrete setup for the sweeping system.

5 Physics reach

In the following, the sensitivity of the setup schemes described is estimated for the *BCs* proposed in [2]. The sensitivity is expressed in terms of the expected 90% confidence level exclusion bounds on the FIP model parameters (mass, coupling to the SM fields) in the absence of a new-physics signal. Three extreme cases are shown: **BDF 0**, the minimal-modification scheme; **BDF 3a**, the scheme providing the largest sensitivity reach achievable with the NA62 detectors; **BDF 4**, the originally proposed SHiP configuration, as provided in Ref. [18].

The same simulation with a toy MC is performed for all geometries for the same theory inputs and for the **same PoT** to compare the performances on equal grounds. These are then compared with the expected NA62 reach simulated using the same toy MC and compared with the finalised analysis projections based on Ref. [15].

5.1 Dark photon

A dark-photon field is considered, interacting with the SM through a kinetic-mixing coupling with the SM photon. The so-called *BC1* scenario is characterised by the mixing parameter ε and the dark photon mass m'_A . The mixing parameter is introduced as $\mathcal{L} = -\varepsilon/(2\cos\theta_W) F'_{\mu\nu} B^{\mu\nu}$, where $F'_{\mu\nu}$ and $B_{\mu\nu}$ are the field strength tensors of the dark photon and the SM hypercharge gauge boson, respectively, and θ_W is the Weinberg angle. The calculation of the widths of the individual decay channels of the dark photon is based on Ref. [30].

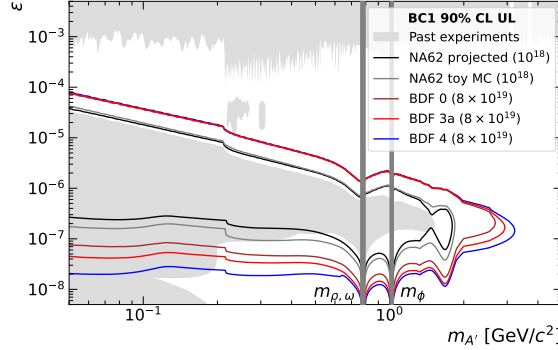


Figure 4. Exclusion regions at 90% CL in the plane (mass, coupling) for the dark photon (*BC1*) benchmark. In the absence of a FIP signal, the expected exclusion from NA62 [14] at its final statistics [15] re-weighted to the updated Bremsstrahlung production is shown as a black line. For comparison, the grey line shows the expected sensitivity for the same statistics but estimated with the toy MC. The expected exclusions of the “minimal post-LS3 scenario” (**BDF 0**) and the “maximal post-LS3 scenario” (**BDF 3a**) based on rearrangements of the present NA62 detectors can be compared to that of the originally proposed SHiP design (**BDF 4**) as brown, red and blue lines, respectively. Since the goal is to focus on the future sensitivity of experiments in ECN3, the sensitivity projections of DarkQuest [9], FASER [3], LHCb [31] and other experiments operational in the relevant timescale are not displayed.

Compared to the projection from Ref. [15], which uses Ref. [6], here we use [32] as a reference for the Bremsstrahlung production. For masses above 1.5 GeV, also the production via Drell-Yan process is assumed, using the PDF set NNPDF 2.3 NLO [33], with the events generated using MadGraph5_aMC@NLO [34] interfaced with PYTHIA8.3 [35].

Figure 4 shows the resulting sensitivity of the various geometry setups. As in the high mass regime, the dark photon production is driven mostly by very forward processes, the difference in the sensitivity between scenarios **BDF 0, 3a, 4** is relatively small and dominated by the length of the decay volume rather than the solid angle acceptance of the experiment.

5.2 Higgs-like scalar

The Higgs-like (dark) scalar interacts with the SM Higgs doublet as $\mathcal{L} = -(\mu_S S + \lambda_S S^2) H^\dagger H$. Below the EW symmetry breaking scale, the dark scalar mixes with the SM Higgs boson h with a mixing angle $\theta \simeq \mu_S v / (m_h^2 - m_S^2)$, where v is the vacuum expectation value of the Higgs field. The quartic coupling λ_S affects the pair production of the dark scalars. Two *BC* scenarios are considered:

- *BC4*: $\lambda_S = 0$, therefore, there is no signal enhancement from the $B \rightarrow KSS$ decay.
- *BC5*: $\lambda_S = 5 \times 10^{-4}$, corresponding to the limit on the branching ratio for the Higgs boson decay into a pair of dark scalars $\text{BR}_{h \rightarrow SS} = 10^{-2}$ projected to be achievable at HL-LHC [36]; in this assumption, the rate for $B \rightarrow KSS$ decays is enhanced at very low values of θ dominating over the S production from $B \rightarrow KS$ decays and proton bremsstrahlung.

Figure 5 shows the sensitivity comparison for the two benchmarks. Similarly to the dark photon case, the difference between the sensitivity of the various detector setups for post-LS3 scenarios is marginal. The production is indeed dominated by very forward processes such as Bremsstrahlung, where the derivation from Ref. [37] is adopted in the simulation. Compared to [15] the 2π and $2K$ decay widths below 2 GeV mass are calculated using Ref. [38], including a recast of the projected sensitivity of NA62 from the published analysis.

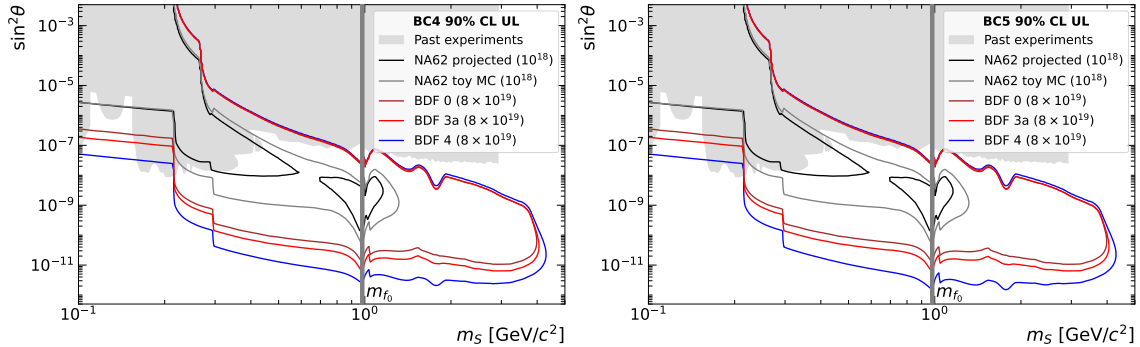


Figure 5. Exclusion regions at 90% CL in the plane (mass, coupling) for the Higgs-like scalar (*BC4* and *BC5*) benchmarks. For details, see the caption of Fig. 4.

The hadronic widths above 2 GeV mass, including the 4π and $2K2\pi$ channels, are evaluated using the approach described in Ref. [39]. The total hadronic width and the 4π and $2K2\pi$ widths below 2 GeV are calculated by applying the method of Ref. [39] also below the 2 GeV mass and forcing continuity with the result of Ref. [38]. Compared to the 2-track analyses projections, the toy MC exclusion regions include 4-track final states as well as fully neutral ones such as $2\pi^0$ or $4\pi^0$.

5.3 Heavy neutral leptons

Heavy neutral leptons (HNLs) N_I couple to the Higgs doublet and SM lepton doublet L_α as $\mathcal{L} \supset \sum_I i F_{\alpha I}^* \bar{L}_\alpha \sigma_2 H^* N_I$, where F is the Yukawa coupling. The resulting mixing with the SM neutrinos is parametrised by mixing matrix elements $U_{\alpha I} \simeq |F_{\alpha I}|v/(\sqrt{2}m_{N_I})$. Three BC scenarios are considered, each one assuming a single HNL with coupling U_ℓ to a single lepton generation $\ell \in \{e, \mu, \tau\}$. $BC6$: $U_e \neq 0$ and $U_\mu = U_\tau = 0$ and similarly for $BC7$ and $BC8$.

The HNLs are produced in decays of D and B mesons. We use the results of Ref. [22] for the kinematic spectra of these mesons at small centre of mass energies. The expected sensitivities for the three benchmarks are displayed in Fig. 6. Here, the solid angle accepted for the signal is of relevance, significantly favouring **BDF 4** above the D meson mass threshold with respect to the other ECN3 setup schemes considered. The length of the decay volume, which significantly varies between scenarios **BDF 0** and **BDF 3a** has a negligible impact.

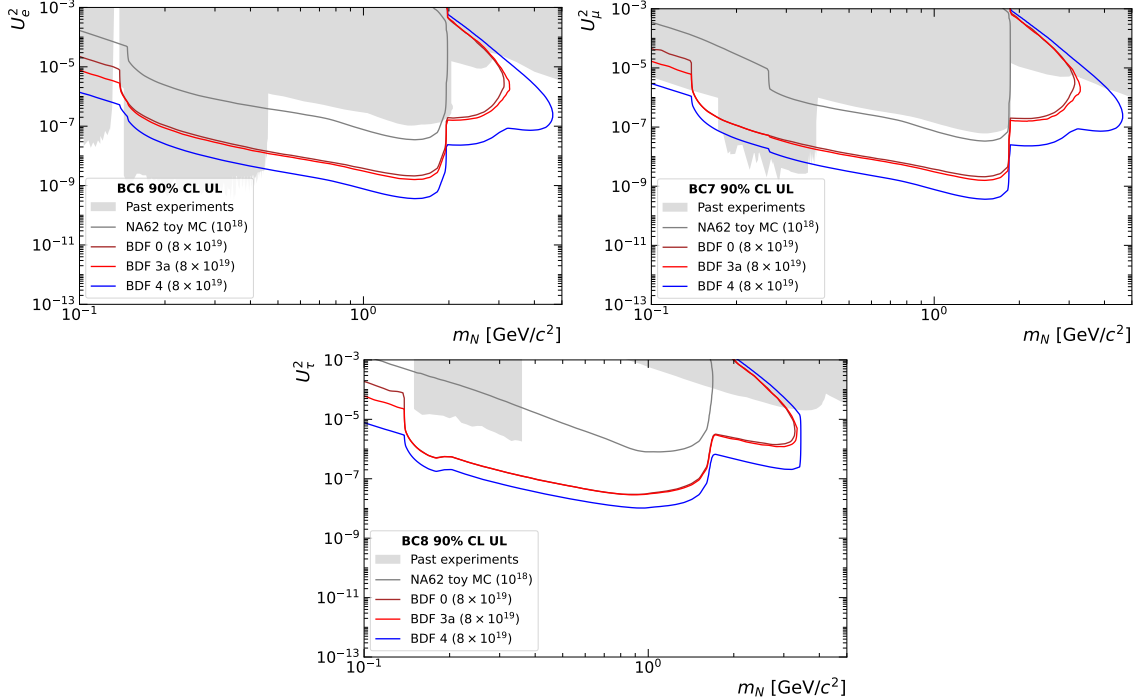


Figure 6. Exclusion regions at 90% CL in the plane (mass, coupling) for the electron-coupled ($BC6$, top left panel), muon-coupled ($BC7$, top right panel) and tau-coupled ($BC8$, bottom panel) HNL benchmarks.

5.4 Axion-like particles

An axion-like particle a can couple to the SM fermions f and gauge bosons V , respectively: $\mathcal{L} = C_{ff}/(2\Lambda) \partial_\mu a \bar{f} \gamma^\mu \gamma^5 f$ and $\mathcal{L} = g^2(C_{VV}/\Lambda) a V_{\mu\nu} \tilde{V}^{\mu\nu}$, where Λ is the UV scale. In the following, we assume $\Lambda = 1$ TeV. Three BC scenarios are considered:

- *BC9*: ALP coupled to photons (assuming coupling to the SM B boson at $\Lambda = 1$ TeV), produced via Primakoff process and decaying into two photons;
- *BC10*: Fermion-coupled ALPs, decaying into two leptons and hadrons;
- *BC11*: Gluon-coupled ALPs, decaying into two photons and hadrons.

Figure 7 shows the sensitivity for the ALPs in the different benchmarks. ALPs produced in *BC9* and *BC11* tend to be forward emitted; therefore, the difference between the various ECN3 geometries is tiny, resembling the cases of *BC1* and *BC4*. In the *BC10* model, the decays of B mesons play a stronger role in ALP production, favouring a larger solid angle geometry.

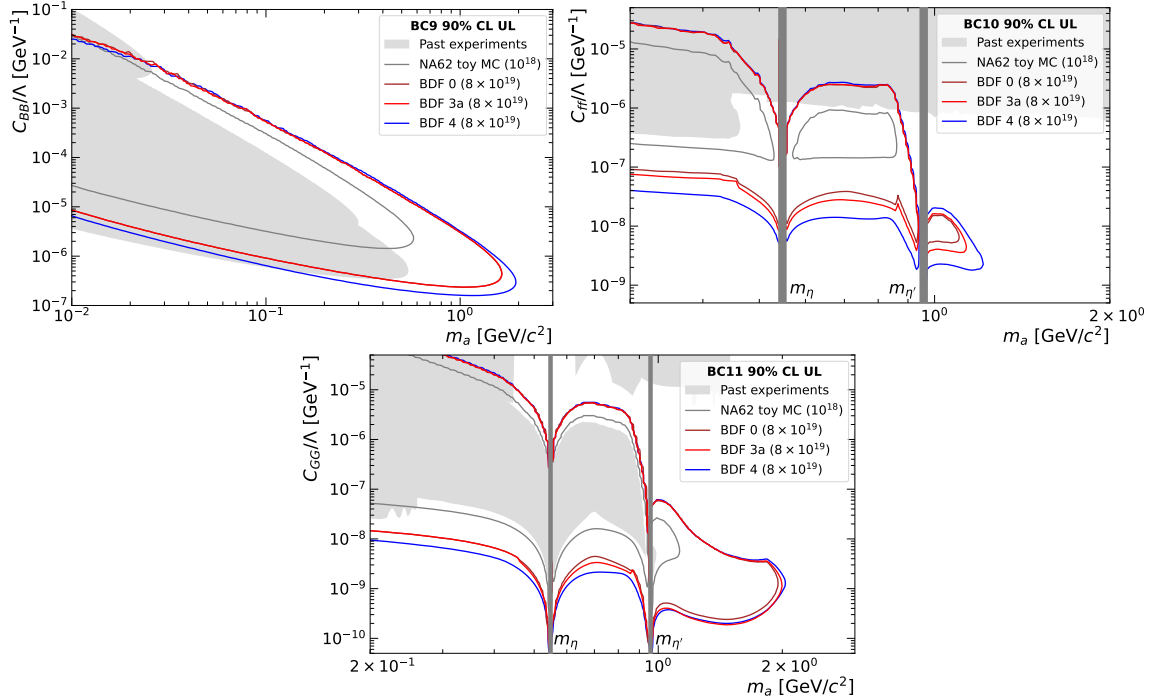


Figure 7. Exclusion regions at 90% CL in the plane (mass, coupling) for the photon-coupled (*BC9*, top left panel), fermion-coupled (*BC10*, top right panel) and gluon-coupled (*BC11*, bottom panel) axion-like particle benchmarks. The NA62 sensitivity to the di-photon, di-lepton and hadronic final states with a full statistics of 10^{18} PoT in the *BC9–BC11* models is shown as the grey contour. The expected exclusion bounds in the absence of a FIP signal for the ECN3 post-LS3 setups **BDF 0**, **3a**, **4** are shown as the brown, red, and blue contours, respectively. For all the evaluations, $\Lambda = 1$ TeV is assumed.

6 Conclusion

The search for FIPs has gained a lot of traction in the past decade: weakly coupled particles at the MeV-GeV scale are theoretically motivated and can be probed in medium-size experiments exploiting existing accelerator infrastructures. Experiments in this field can be realised on a time scale that makes them also an interesting “bridge” in a HEP context that is envisioning the next accelerator project.

Examples of present beam-dump experiments are the CERN experiments such as NA62 run in beam-dump mode, and NA64 [40], which have released a number of results in the past few years. Novel, dedicated experiments elsewhere are upcoming, and a number of collider-based experiments are expected to also search large FIP parameter regions, see [25] for a recent review.

One of the most powerful facilities for probing the parameter space of FIPs will be the BDF, located in the ECN3 hall at CERN’s Preveessin site. With $\sim 4 \times 10^{19}$ dumped protons per year at an energy of 400 GeV, BDF will open the possibility to probe extremely weak couplings. The SHiP experiment and its accompanying muon sweeping system are an ambitious project to fully exploit the opportunities provided by BDF. However, the originally proposed version of SHiP is expected to become operational later than the BDF [20].

In this letter, we have explored different scenarios for detector set-ups that could exploit the BDF’s physics potential and be ready very soon after LS3: we have shown that even the most minimalistic modification of the existing NA62 experiment’s detectors can, in many benchmark scenarios, already provide a very competitive sensitivity. We have based these estimates on the public tool ALPINIST, which ensures equal assumptions for production of FIPs in terms of cross-section, kinematics and other theoretical inputs for all scenarios under scrutiny.

We caution that all estimates shown are assuming a zero-background scenario. The background has been proven to be completely negligible at NA62 for di-leptonic and a number of hadronic final states [12–14]. Given the transversal size of the NA62 detector and results from studies in the context of the PBC, we have detailed why a zero-background scenario is achievable at the BDF as well.

To maximally exploit the protons deliverable to ECN3 after LS3, a detector ready immediately after LS3 or when commissioning the BDF would be the best-case scenario. With this study, we have shown that with the existing detectors of the NA62 experiment, even when left simply in place downstream of the BDF, a sizeable parameter space of FIPs could be probed.

Acknowledgements

We thank F. Brizioli, C. Lazzeroni, M. Raggi and G. Ruggiero for comments on the manuscript draft, and numerous NA62 colleagues for discussions. BD and JJ acknowl-

edge funding through the European Research Council under grant ERC-2018-StG-802836 (AxScale).

References

- [1] J. de Blas et al., *Physics Briefing Book: Input for the 2026 update of the European Strategy for Particle Physics*, [2511.03883](#).
- [2] J. Beacham et al., *Physics Beyond Colliders at CERN: Beyond the Standard Model Working Group Report*, *J. Phys. G* **47** (2020) 010501, [[1901.09966](#)].
- [3] **FASTER Collaboration**, H. Abreu et al., *The FASTER detector*, *JINST* **19** (2024), no. 05 P05066, [[2207.11427](#)].
- [4] **CHARM Collaboration**, F. Bergsma et al., *A Search for Decays of Heavy Neutrinos in the Mass Range 0.5-GeV to 2.8-GeV*, *Phys. Lett. B* **166** (1986) 473–478.
- [5] **CHARM Collaboration**, F. Bergsma et al., *Search for Axion Like Particle Production in 400-GeV Proton - Copper Interactions*, *Phys. Lett. B* **157** (1985) 458–462.
- [6] J. Blümlein and J. Brunner, *New Exclusion Limits on Dark Gauge Forces from Proton Bremsstrahlung in Beam-Dump Data*, *Phys. Lett. B* **731** (2014) 320–326, [[1311.3870](#)].
- [7] **NuTeV, E815 Collaboration**, A. Vaitaitis et al., *Search for neutral heavy leptons in a high-energy neutrino beam*, *Phys. Rev. Lett.* **83** (1999) 4943–4946, [[hep-ex/9908011](#)].
- [8] R. Barouki, G. Marocco, and S. Sarkar, *Blast from the past II: Constraints on heavy neutral leptons from the BEBC WA66 beam dump experiment*, *SciPost Phys.* **13** (2022) 118, [[2208.00416](#)].
- [9] A. Apyan et al., *DarkQuest: A dark sector upgrade to SpinQuest at the 120 GeV Fermilab Main Injector*, in *Snowmass 2021*, 3, 2022. [2203.08322](#).
- [10] D. Sperka, *Searches for dark sector particles at cms and spinquest/darkquest*, May 6, 2025,.
- [11] **NA62 Collaboration**, E. Cortina Gil et al., *The Beam and detector of the NA62 experiment at CERN*, *JINST* **12** (2017), no. 05 P05025, [[1703.08501](#)].
- [12] **NA62 Collaboration**, E. Cortina Gil et al., *Search for dark photon decays to $\mu^+\mu^-$ at NA62*, *JHEP* **09** (2023) 035, [[2303.08666](#)].
- [13] **NA62 Collaboration**, E. Cortina Gil et al., *Search for Leptonic Decays of Dark Photons at NA62*, *Phys. Rev. Lett.* **133** (2024), no. 11 111802, [[2312.12055](#)].
- [14] **NA62 Collaboration**, E. Cortina Gil et al., *Search for hadronic decays of feebly-interacting particles at NA62*, *Eur. Phys. J. C* **85** (2025) 571, [[2502.04241](#)].
- [15] **NA62 Collaboration**, J. Jerhot, *Projection of finalized NA62 beam-dump analyses to the full 2021-2026 statistics*, . <https://cds.cern.ch/record/2936260>.
- [16] **HIKE Collaboration**, M. U. Ashraf et al., *High Intensity Kaon Experiments (HIKE) at the CERN SPS Proposal for Phases 1 and 2*, [2311.08231](#).
- [17] **SHADOWS Collaboration**, M. Alviggi et al., *SHADOWS Technical Proposal*, tech. rep., CERN, Geneva, 2023.
- [18] **SHiP Collaboration**, R. Albanese et al., *BDF/SHiP at the ECN3 high-intensity beam facility*, tech. rep., CERN, Geneva, 2023.

- [19] C. Ahdida et al., *Post-LS3 Experimental Options in ECN3*, .
<https://cds.cern.ch/record/2867743>.
- [20] **SHiP Collaboration**, R. Albanese et al., *BDF/SHiP Annual Report 2025*, tech. rep., CERN, Geneva, 2025.
- [21] B. Döbrich, *Exotic particle searches at beam-dumps – dos and don’ts*, *PoS WIFAI2023* (2024) 012.
- [22] J. L. Schubert, B. Döbrich, J. Jerhot, and T. Spadaro, *On the impact of heavy meson production spectra on searches for heavy neutral leptons*, *JHEP* **02** (2025) 140, [[2407.08673](#)].
- [23] J. Jerhot et al., *ALPINIST: Axion-Like Particles In Numerous Interactions Simulated and Tabulated*, *JHEP* **07** (2022) 094, [[2201.05170](#)].
- [24] J. Jerhot, *jjerhot/alpinist: v1.4.0*, .
- [25] J. Alimena et al., *Feebly-Interacting Particles: FIPs at LHCb — Workshop Report 2025 Edition*, in *LHCb FIP Physics Workshop 2025*, 10, 2025. [2510.05257](#).
- [26] **SHiP, HI-ECN3 Project Team**, R. Albanese et al., *SHiP experiment at the SPS Beam Dump Facility*, [2504.06692](#).
- [27] **KLEVER Project**, F. Ambrosino et al., *KLEVER: An experiment to measure $BR(K_L \rightarrow \pi^0 \nu \bar{\nu})$ at the CERN SPS*, [1901.03099](#).
- [28] **Conventional Beams Working Group**, L. Gatignon, J. Bernhard, D. Banerjee, A. Baratto Roldan, M. Brugger, et al., *Report from the Conventional Beams Working Group to the Physics Beyond Collider Study and to the European Strategy for Particle Physics*, tech. rep., CERN, Geneva, 2023.
- [29] L. Gatignon, *Magnets Kit for the Experimental Areas of the CERN PS/SPS complex*, tech. rep., CERN, Geneva, 1991.
- [30] P. Ilten, Y. Soreq, M. Williams, and W. Xue, *Serendipity in dark photon searches*, *JHEP* **06** (2018) 004, [[1801.04847](#)].
- [31] V. Gorkavenko, B. K. Jashal, V. Kholoimov, Y. Kyselov, D. Mendoza, et al., *LHCb potential to discover long-lived new physics particles with lifetimes above 100 ps*, *Eur. Phys. J. C* **84** (2024), no. 6 608, [[2312.14016](#)].
- [32] S. Foroughi-Abari, P. Reimitz, and A. Ritz, *Closer look at dark vector splitting functions in proton bremsstrahlung*, *Phys. Rev. D* **112** (2025), no. 1 015030, [[2409.09123](#)].
- [33] R. D. Ball et al., *Parton distributions with LHC data*, *Nucl. Phys. B* **867** (2013) 244–289, [[1207.1303](#)].
- [34] J. Alwall, R. Frederix, S. Frixione, V. Hirschi, F. Maltoni, et al., *The automated computation of tree-level and next-to-leading order differential cross sections, and their matching to parton shower simulations*, *JHEP* **07** (2014) 079, [[1405.0301](#)].
- [35] C. Bierlich et al., *A comprehensive guide to the physics and usage of PYTHIA 8.3*, *SciPost Phys. Codeb.* **2022** (2022) 8, [[2203.11601](#)].
- [36] A. Dainese, M. Mangano, A. B. Meyer, A. Nisati, G. Salam, et al., *Report on the Physics at the HL-LHC, and Perspectives for the HE-LHC*, tech. rep., Geneva, Switzerland, 2019.
- [37] S. Foroughi-Abari and A. Ritz, *Dark sector production via proton bremsstrahlung*, *Phys. Rev. D* **105** (2022), no. 9 095045, [[2108.05900](#)].

- [38] P. J. Blackstone, J. Tarrús Castellà, E. Passemar, and J. Zupan, *Hadronic Decays of a Higgs-mixed Scalar*, [2407.13587](#).
- [39] S. Gieseke, F. Kahlhoefer, and H. Seebach, *Branching ratios for Higgs-mixed scalars at the GeV scale from hadronisation models with conservation laws*, [2510.17961](#).
- [40] **NA64 Collaboration**, Y. M. Andreev et al., *Searching for Light Dark Matter and Dark Sectors with the NA64 experiment at the CERN SPS*, [2505.14291](#).

A Fixed angular acceptance configurations BDF 1a, 2a, 3a

With the ECal located as in configuration 0, the signal yield can be increased by extending the decay volume through a detector rearrangement. Three configurations are considered:

- 1a) The distance between the last two STRAW spectrometer stations is reduced by approximately 30%. Consequently, the STRAW stations 1, 2 and 3, as well as the spectrometer magnet, are shifted downstream by approximately 3.9 m so that the distances between the first two and last two STRAW spectrometer stations are equal to approximately 10.5 m. The location of the other subdetectors remains unchanged.

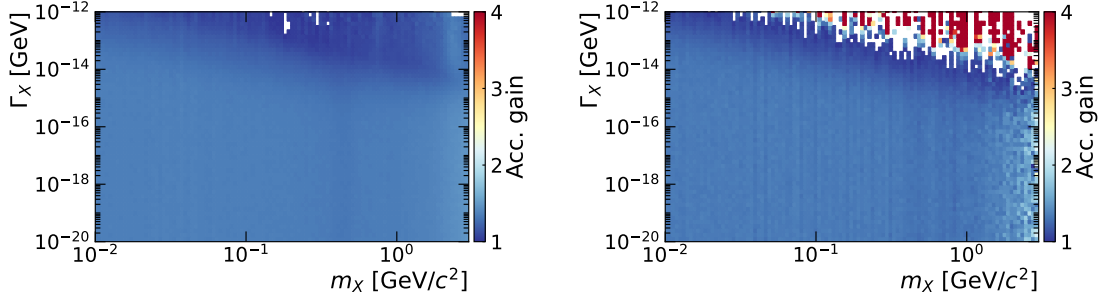


Figure 8. Acceptance increase in **BDF 1a** compared to **BDF 0** for dark scalar decaying into e^+e^- produced in proton bremsstrahlung (left) and in B meson decays (right).

- 2a) The distances between the 4 STRAW stations are reduced by 30%, effectively increasing the size of the decay volume by 10.613 m. The detector locations can be compared to the **BDF 1a** layout in Fig.9.

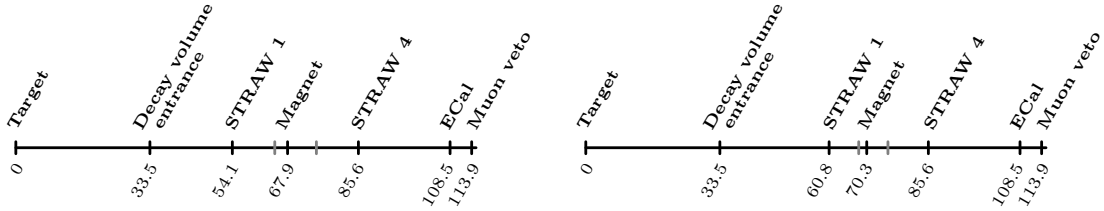


Figure 9. Location of the detectors and the decay volume along the z -axis with respect to the centre of the target in meters for **BDF 1a** (left) and **BDF 2a** (right) configurations. The locations of the STRAW stations 2 and 3 are indicated in grey.

- 3a) The 17.69 m long NA62 RICH detector is removed. The spectrometer is accordingly placed closer to the calorimeter system, allowing a longer decay volume than configuration 0 at the cost of the loss of the π , K and p separation, which is currently possible in certain momentum ranges at NA62. In this configuration, the decay volume is expanded by 28.303 m by moving the STRAW stations closer together, as in 2a) and removing the RICH.

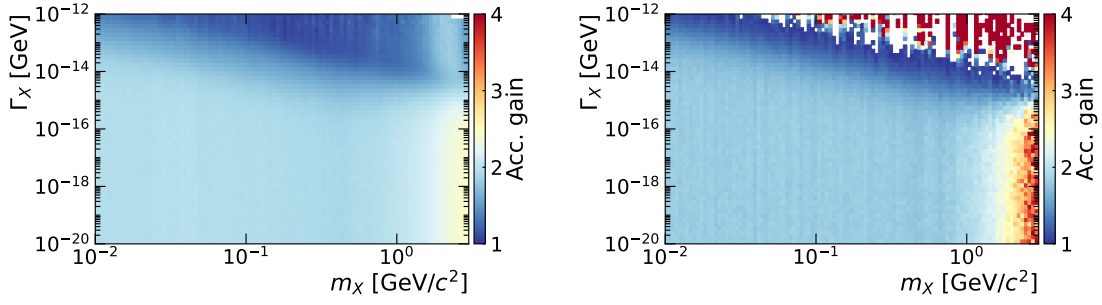


Figure 10. Ratio of the acceptance for setup **BDF 2a** to that for setup **BDF 0**, for a dark scalar decaying into e^+e^- produced by proton bremsstrahlung (left) and by B meson decays (right).

The impact of the geometry adjustment on the signal yield for direct and meson-mediated production processes can be seen in figures 2, 8 and 10. In summary, in the configuration **BDF 1a** (**BDF 2a**), a global factor of 1.5 (2) increase in the signal yield can be expected with respect to the minimal configuration **BDF 0**. In the configuration **BDF 3a**, the expected increase can reach a factor of 4.5 for direct production processes and a factor of 3.5 for meson-mediated processes.

B Fixed decay volume configurations BDF 1b, 2b, 3b

In these configurations, the position of the first STRAW station is considered fixed, while the modifications discussed in appendix A are applied, therefore keeping the same length of the decay volume while moving all detectors downstream of it closer to the target, as depicted in Fig. 11. This would effectively increase the signal yield by increasing the angular acceptance.

In comparison with the **BDF 1a, 2a, 3a** configurations, the acceptance gain over configuration **BDF 0** is smaller, see Figures 12, 13, and 14. While the meson-mediated productions can benefit from the larger angular acceptance, for the direct production, the acceptance can even decrease when the calorimeter is too close to the decay volume because of the large boost and smaller separation between the final states at the calorimeter plane.

These configurations are also expected to be less favourable compared to the **BDF 1a, 2a, 3a** setups due to the complexity of the relocation of the ECal as well as due to the expected increase of the combinatorial background. Toy MC simulations are performed for these configurations anyway, for the understanding of the possible physics reach for different new physics scenarios.

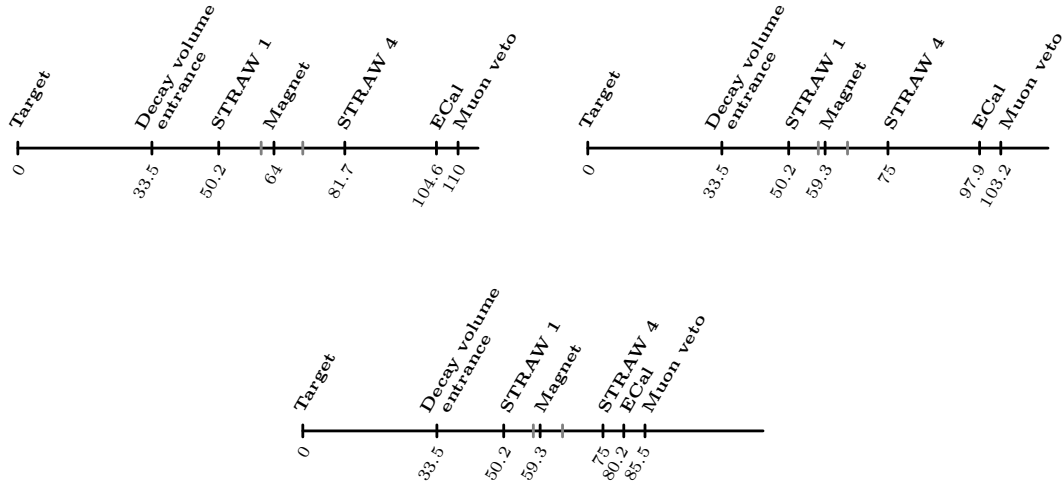


Figure 11. Location of the detectors and the decay volume along the z -axis with respect to the centre of the target in meters for **BDF 1b** (left), **BDF 2b** (right) and **BDF 3b** (bottom) configurations. The locations of the STRAW stations 2 and 3 are indicated in grey.

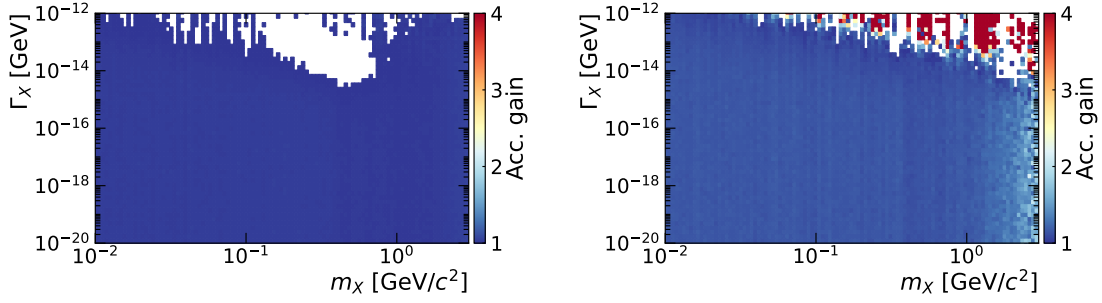


Figure 12. Ratio of the acceptance for setup **BDF 1b** to that for setup **BDF 0** for a dark scalar decaying into e^+e^- produced by proton bremsstrahlung (left) and by B meson decays (right).

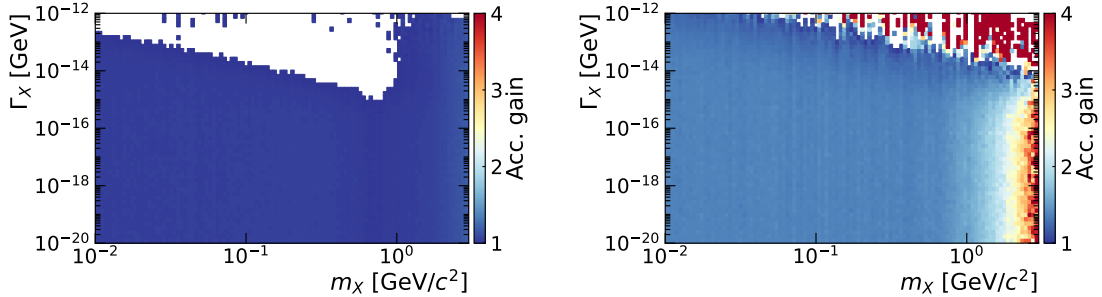


Figure 13. Ratio of the acceptance for setup **BDF 2b** to that for setup **BDF 0** for a dark scalar decaying into e^+e^- produced in proton bremsstrahlung (left) and in B meson decays (right).

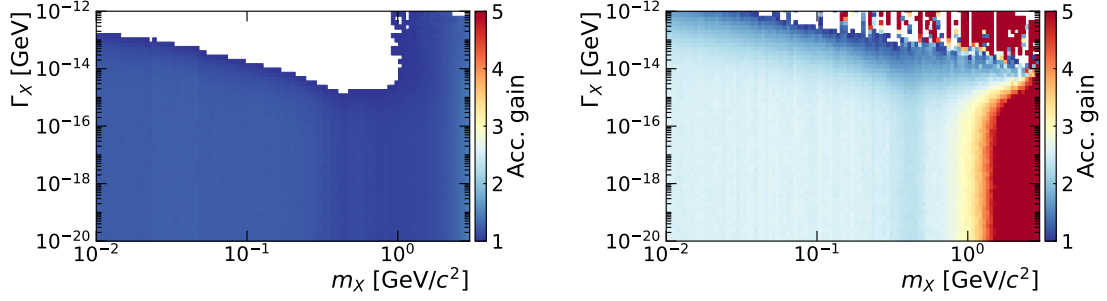


Figure 14. Ratio of the acceptance for setup **BDF 3b** to that for setup **BDF 0** for a dark scalar decaying into e^+e^- produced by proton bremsstrahlung (left) and by B meson decays (right).

scenario	$l_{\text{decay volume}}$ [m]	z_{ECal} [m]	Ω_{ECal} [msr]
BDF 0	16.7	108.5	0.4
BDF 1a	20.6	108.5	0.4
BDF 2a	27.3	108.5	0.4
BDF 3a	45	108.5	0.4
BDF 1b	16.7	104.6	0.43
BDF 2b	16.7	97.9	0.49
BDF 3b	16.7	80.2	0.73
BDF 4	50	93.6	2.74

Table 2. Overview of the main variables: the decay volume length, the distance between the target and the ECal and the solid angle covered by the ECal, which determine the detector acceptances for the configurations considered. The configurations which are displayed in the physics reach in section 5 are highlighted.