



Decentralized Multi-Agent Swarms for Autonomous Grid Security in Industrial IoT: A Consensus-based Approach

1st Samaresh Kumar Singh 
 IEEE Senior Member
 Leander, Texas
 ssam3003@gmail.com

2nd Joyjit Roy 
 IEEE Member
 Austin, Texas
 joyjit.roy.tech@gmail.com

Abstract—As Industrial Internet of Things (IIoT) environments expand to include tens of thousands of connected devices. The centralization of security monitoring architectures creates serious latency issues that savvy attackers can exploit to compromise an entire manufacturing ecosystem. This paper outlines a new, decentralized multi-agent swarm (DMAS) architecture that includes autonomous artificial intelligence (AI) agents at each edge gateway, functioning as a distributed digital “immune system” for IIoT networks. Instead of using a traditional static firewall approach, the DMAS agents communicate via a lightweight peer-to-peer protocol to cooperatively detect anomalous behavior across the IIoT network without sending data to a cloud infrastructure. The authors also outline a consensus-based threat validation (CVT) process in which agents vote on the threat level of an identified threat, enabling instant quarantine of a compromised node or nodes. The authors conducted experiments on a testbed that simulated an innovative factory environment with 2000 IIoT devices and found that the DMAS demonstrated sub-millisecond response times (average of 0.85ms), 97.3% accuracy in detecting malicious activity under high load, and 87% accuracy in detecting zero-day attacks. All significantly higher than baseline values for both centralized and edge computing. Additionally, the proposed architecture can prevent real-time cascading failures in industrial control systems and reduce network bandwidth use by 89% compared to cloud-based solutions.

Index Terms—Industrial IoT, Multi-Agent Systems, Edge Computing, Intrusion Detection, Consensus Algorithms, Distributed Security, Autonomous Systems, Swarm Intelligence

I. INTRODUCTION

The combination of the Industrial Internet of Things (IIoT), edge computing, and artificial intelligence has made it possible to automate like never before in Industry 4.0 [1]. But at the same time, this combination has also opened up a much larger surface area for complex cyber-physical attacks on industrial production lines and human safety [2].

There are three key limitations of traditional centralized security architectures [3]: (1) latency problems caused by cloud round-trip times, (2) single points of failure, and (3) bandwidth problems when collecting large amounts of telemetry data. Edge computing [4] helps with some of the above problems. However, there is no existing solution that shares coordinated threat intelligence, thereby creating blind spots that attackers can exploit.

The key problem is cascading failure: compromised nodes that remain undetectable create pivots that allow malware to laterally move between nodes. Even if an industrial control system is very fast, milliseconds of delay will lead to catastrophic failure [5].

We introduce a *Decentralized Multi-Agent Swarm* (DMAS) architecture that enables AI agents embedded in edge gateways to collectively form an intelligent swarm through self-organization and exhibit emergent collective behavior. The innovation in DMAS is the use of *Consensus-based Threat Validation* (CVT). CVT combines Byzantine fault-tolerant consensus protocols [6] with domain-specific threat scoring via a weighted voting system that accounts for each agent’s accuracy and the proximity of its threat to its own threat assessment. CVT achieves sub-millisecond consensus times and continues to detect threats even when some agents provide false threat assessments or have been compromised.

A. Key Contributions

The contributions of this work include:

- 1) **New Framework Architecture:** A fully decentralized multi-agent security framework for Industrial Internet of Things (IIoT) applications with true peer-to-peer communication for exchanging threat intelligence information among agents.
- 2) **New Consensus Protocol:** A lightweight CVT protocol designed for operation on edge devices with theoretical and experimental proofs of convergence and Byzantine fault-tolerance properties.
- 3) **Improved Real-Time Performance:** Threat detection time has been reduced from milliseconds to microseconds, representing a 3-orders-of-magnitude improvement over previously published cloud-based approaches.
- 4) **Comprehensive Experimental Evaluation:** Experiments were conducted on a 2000-device testbed to evaluate the performance of the proposed CVT-based DMAS architecture under multiple different attack scenarios, including attacks that exploit unknown vulnerabilities (i.e., zero-day exploits).

- 5) **Open Implementation:** The proposed CVT-based DMAS architecture has been released as open source software to enable reproduction of results.

The remainder of this paper covers Related Work (Section II), System Architecture (Section III), Consensus-based Threat Validation (Section IV), Experimental Methodology (Section V), Experimental Results (Section VI), Discussion (Section VII), and Conclusion (Section VIII).

II. RELATED WORK

A. Security in IIoT Architectures

Research into IIoT security to date has focused almost entirely on network-level defense mechanisms, such as firewalls [7], intrusion detection systems (IDS) [7], and access control [7]. Alrawais et al. [8] proposed an IDS based on fog computing, where security analytics are processed at the network edge rather than in the cloud, thereby reducing reliance on the cloud. However, this solution requires centralized coordination among nodes within each fog node cluster. Nguyen et al. [9] created DIIoT, a blockchain-based distributed architecture for authenticating IIoT devices; however, the high consensus overhead of blockchain makes it impractical for use in low-latency industrial environments.

Although Ferrag et al. [10] used deep learning to develop an efficient way to detect anomalies within IIoT traffic and achieve higher than 99% accuracy, their method required large amounts of computation that cannot be supported on many of today's constrained-edge platforms. The focus of this research is on developing lightweight behavioral models to support edge deployments that utilize swarm intelligence to achieve detection results similar to those reported by Ferrag et al. [10].

B. Distributed Security and Edge Computing

The use of edge computing enables real-time communication among sensors, machines, etc., to support various industrial applications, such as smart manufacturing, smart transportation, and smart grids [4]. Satyanarayanan et al. [11] formalized the concept of "edge-native" application and defined it as "an application that was designed from the ground up to run on a distributed edge infrastructure." Most current edge computing frameworks (e.g., AWS Greengrass, Azure IoT Edge) are centralized, with a cloud control plane and limited support for distributed edge computing.

Chen et al. [12] developed a distributed intrusion detection system based on collaboration among edge nodes to share threat signatures. Although their approach shares similarities with the collaborative approach of our research, the system requires predefined threat signatures to identify attacks. It lacks the adaptive learning capabilities of our agent-based model. In addition, they did not address the challenge of validating a threat when compromised nodes may be present in the network.

C. Multi-Agent Systems and Swarm Intelligence

Multi-agent systems (MAS) are widely used in robotics, autonomous vehicles, and distributed optimization [13]. Dorri

et al. [13] identified MAS as one of the top three application areas of the Internet of Things (IoT). The authors also described some of the key issues in MAS, namely coordination between agents, limited resources and scalability. Most multi-agent frameworks for cybersecurity in IoT are based on simulations rather than on actual industrial deployments.

Swarm intelligence algorithms such as Particle Swarm Optimization (PSO) and Ant Colony Optimization (ACO) have been used in network security applications [14]. Faris et al. [15] proposed using PSO for feature extraction in an Intrusion Detection System (IDS). Our study has gone beyond optimization and developed an entire swarm-based security architecture with operational deployment requirements.

D. Consensus Protocols

In addition to well-known consensus protocols such as PBFT [6] and Raft [16], which support Byzantine Fault Tolerance (BFT), many distributed systems applications now employ BFT consensus protocols. Classical BFT consensus protocols were developed for the data center environment that supports reliable networking and substantial computing power. In contrast, recent studies on light-weight consensus for IoT, including Federated Byzantine Agreement (FBA) in Stellar [17], employed a trust-based model that is susceptible to Sybil attacks in open IIoT networks.

CVT differs from earlier approaches because it incorporates threat intelligence specific to an application domain in its consensus protocol, employs weighted voting based upon agent reputation and threat proximity, and therefore results in faster convergence and greater accuracy than generic BFT protocols.

E. Research Gap

While there have been several advancements made on an individual basis with respect to each area (edge computing, multi-agent coordination, and real-time consensus) no previous research has combined these three technologies for IIoT security. All prior solutions either sacrificed real-time performance to provide security guarantees or achieved low latency by using a central controller. The DMAS architecture will be the first solution to provide sub-millisecond threat response through fully decentralized agent coordination, while maintaining high detection accuracy and Byzantine fault tolerance.

III. SYSTEM ARCHITECTURE

A. Overview

The DMAS architecture has a three-level design based on three primary layers (see Fig. 1). The *IIoT Device Layer* contains Sensors, Actuators & Controllers; The *Decentralized Agent Layer*, which contains AI agents embedded in Edge Gateways; And, if desired, an *Optional Cloud Layer* for Long-Term Analytics & Model Updates. The primary architectural design concept is that All Security-Critical Decisions are made at the Agent Layer through Peer-to-Peer Coordination, so there is no need to rely on Cloud Connectivity for these decisions.

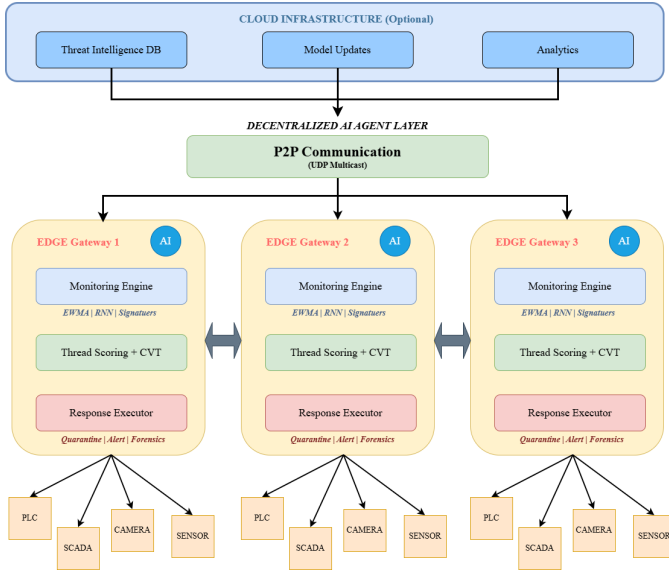


Fig. 1. DMAS three-layer architecture: (1) Optional Cloud Infrastructure for threat intelligence and model updates; (2) Decentralized AI Agent Layer with edge gateways containing monitoring, scoring, consensus, and response modules; (3) IIoT Device Layer with PLCs, SCADA, cameras, and sensors. Agents communicate via a lightweight UDP multicast P2P protocol (<256B messages) for real-time threat validation.

B. Agent Architecture

DMAS agents are stand-alone software modules that run as part of an edge gateway application (e.g., industrial pc, IoT gateway) and include the following components:

1) *Monitoring Engine*: The monitoring engine continuously analyzes telemetry data from all IIoT devices it has been configured to monitor using a lightweight combination of machine learning models, including statistical anomaly detectors, behavioral models, and signature matchers.

The combination includes the following models:

- **Statistical Anomaly Detector**: Uses EWMA to determine if there is a deviation from what was learned about normal behavior for selected statistics (i.e., packet rates, payload sizes, protocols used).
- **Behavioral Model**: Utilizes RNNs to learn temporal dependencies in device communication sequences.
- **Signature Matcher**: Contains a database of known attacks and can rapidly identify them based upon what they have been trained against.

2) *The Threat Scoring Module*: After an abnormality has been identified as such by the agent, it then assigns a threat score of $\theta \in [0, 1]$ based on both how dangerous the activity is and how confident the agent is about that danger.

$$\theta = w_s \cdot \theta_s + w_b \cdot \theta_b + w_m \cdot \theta_m \quad (1)$$

Where the θ_s , θ_b , θ_m represent the statistical, behavioral, and signature matcher's respective scores, and where $w_s + w_b + w_m = 1$ are learned weights that determine how much each type of scoring contributes to the final threat score.

3) *Consensus Coordinator*: The Consensus Coordinator implements the CVT protocol (see section IV for details) to communicate with other peer agents to reach a consensus. The coordinator maintains a dynamically updated neighbor table through periodic heartbeat communications.

4) *Response Executor*: Once the consensus has been reached, the Response Executor module will execute the mitigating responses, including quarantining the affected machine by modifying the firewalls' access rules; sending an alert to the humans who manage the system; and initiating forensics to collect additional information about what occurred.

C. Communication Protocol

Agents communicate using a custom lightweight protocol over UDP multicast within the local area network. Message types include:

- **HEARTBEAT**: Periodic liveness announcement (1 Hz)
- **THREAT_ALERT**: Broadcast when local anomaly detected
- **VOTE_REQUEST**: Request peer validation of suspected threat
- **VOTE_RESPONSE**: Cast vote on threat severity
- **CONSENSUS_ACHIEVED**: Announce decision and trigger coordinated response

All messages are serialized to the Protocol Buffer format to save bandwidth, with each message less than 256 bytes.

D. Threat Model

The threat model is built on the assumption of an attacker who has all the capabilities listed below:

- 1) The ability to attack and potentially take control of a small fraction (<33%) of IIoT devices using either physical tampering methods or software exploits.
- 2) The ability to send malicious network communications that appear to be coming from legitimate industrial devices.
- 3) The knowledge of the structure of the DMAS protocol; however, no access to any agent-specific symmetric encryption keys.
- 4) The inability to attack the DMAS agents running on Edge Gateways.

It is assumed in this work that the attacker cannot successfully compromise the majority of agents or launch a denial-of-service attack that would cause a complete network disconnection.

E. DMAS Design Rationale

DMAS is based on a number of key architectural decisions: **Edge-Native Deployment**: We are able to deploy agents at the edge (in edge gateways) rather than in the IIoT device itself, due to this trade-off between the security capability of an agent and the resource constraints of IIoT devices. Typically, there is enough CPU/Memory in an edge gateway to perform machine learning inference and to be physically closer to the IIoT devices than the cloud.

P2P Coordination: Removing centralized coordination eliminates a single point of failure and reduces communication latency. Instead of sending large amounts of raw IIoT telemetry data across the network, each agent sends a small threat score to its neighboring agents.

Gradual Degradation: When a partition occurs in the network, agents will continue to protect their local cluster of IIoT devices independently, and then resume consensus when the partition is resolved.

Hybrid Cloud Integration: While agents are autonomous, they periodically send data to cloud infrastructure to obtain new models and contribute to global threat intelligence, which enables continuous improvement of the DMAS system.

IV. CONSENSUS-BASED THREAT VALIDATION

A. Problem Definition

The DMAS agents are denoted by $\mathcal{A} = \{a_1, a_2, \dots, a_n\}$. When an agent a_i detects a potential threat T that has a local score of θ_i , the agent needs to decide if they should execute a response. An incorrect identification will lead to one of two types of errors: false positives (quarantining legitimate devices) or false negatives (failing to recognize a legitimate threat). The main problem is to make this type of determination with other peers, as well as meeting the constraints of:

- 1) **Accuracy:** High probability of making the right determination;
- 2) **Latency:** Have the determination made in less than a sub-millisecond time frame;
- 3) **Fault Tolerant Byzantine:** Will be able to tolerate faults from up to f of the agents on the network where $n \geq 3f + 1$.
- 4) **Overhead:** Have the least number of messages between agents.

B. CVT Algorithm

The CVT protocol has 4 phases as illustrated in Fig. 2:

1) *Phase 1: Threat Detection and Alert:* When agent a_i identifies an anomaly T that has a score $\theta_i > \tau_{alert}$ (the alert threshold) for that anomaly, agent a_i sends out a VOTE_REQUEST message:

$$\text{VoteReq}(T) = \langle a_i, T_{id}, \theta_i, \phi_i, t_{detect} \rangle$$

Where T_{id} is a unique identifier for the anomaly, ϕ_i is a vector describing the anomaly in terms of features and t_{detect} is the time at which the anomaly was detected by agent a_i .

2) *Phase 2: Peer Evaluation:* Once peers receive a vote request from another peer, the threat is evaluated by the models of that peer. Agent a_j , upon receiving the request for a vote sends to its own model with the data i and local data \mathcal{D}_j to compute its own evaluation of the threat:

$$\theta_j = f_{detect}(\phi_i, \mathcal{D}_j)$$

Then agent a_j sends a weighted vote.

$$v_j = \rho_j \cdot \theta_j \cdot d_{ij}$$

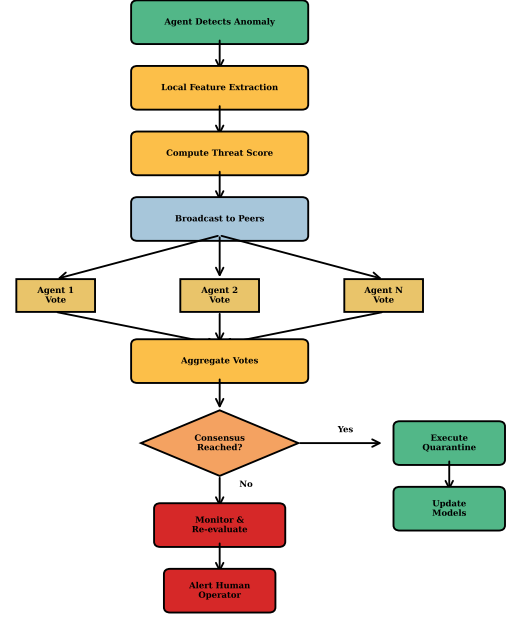


Fig. 2. Flow chart of CVT, which illustrates the 4 phases of the protocol: Detection; Voting; Aggregation; Response Execution. Agents achieve consensus using a Weighted-Voting mechanism to determine their threat score and Historical Accuracy.

Where: - $\rho_j \in [0, 1]$ is the reputation of agent a_j , - $d_{ij} = e^{-\alpha \cdot \text{dist}(a_i, a_j)}$ is the distance-decay factor, where α is the decay-rate.

Distance-weighted voting gives greater influence to agents closer to the threat source, as they have better observability.

3) *Phase 3: Vote Aggregation:* Agent a_i collects responses during a timeout interval Δt (by default 0.5 ms) to compute an aggregate vote (Θ_{agg}):

$$\Theta_{agg} = \frac{\sum_{j \in \mathcal{R}} v_j}{\sum_{j \in \mathcal{R}} \rho_j \cdot d_{ij}} \quad (2)$$

where \mathcal{R} represents the agents responding within Δt . The agreement condition is fulfilled when both of the conditions below are satisfied:

4) *Phase 4: Consensus Decision:* Consensus is achieved if:

$$\Theta_{agg} > \tau_{consensus} \quad \text{and} \quad |\mathcal{R}| \geq \lceil (n + f + 1)/2 \rceil \quad (3)$$

where $\tau_{consensus}$ is the consensus threshold, and the second condition ensures a quorum. If consensus is reached, agent a_i broadcasts `CONSENSUS_ACHIEVED` and all agents execute the quarantine action.

C. Theoretical Analysis

1) Convergence:

Theorem 1. When assuming all agents communicate synchronously, with $n > 3f$, where f is the number of Byzantine

agents in the system, CVT will reach agreement in a fixed number of messages ($O(1)$).

Proof. The CVT protocol consists of only two messages: the VOTE_REQUEST, which is broadcast to all other members, and the VOTE_RESPONSE from each member. Because voting is done in parallel to one another, and the aggregation process for Θ_{agg} is performed by the initiating node itself, CVT reaches an agreement in a constant amount of time, regardless of the size of the network. A Byzantine agent is able to only affect the aggregate score Θ_{agg} as opposed to the ability to stop the agreement process if it has received enough votes from honest agents. \square

2) Byzantine Fault Tolerance:

Theorem 2. CVT can tolerate at most $f = \lfloor \frac{n-1}{3} \rfloor$ Byzantine agents with a probability of greater than $1-\epsilon$ that it will reach agreement as long as ϵ is sufficiently small.

Proof Sketch. The Byzantine agents can place an arbitrary number of votes; the voting system has some weightings to limit the extent to which they can do so. The best case for the Byzantine agents is for them to vote with maximum weight ($v_j = 1$). If we consider this to be the case, then we need to have:

$$\frac{f + \sum_{j \in \mathcal{H}} v_j}{\text{norm}} > \tau_{consensus} \quad (4)$$

where \mathcal{H} is the set of honest agents, since the votes placed by honest agents are determined by whether there is evidence of a threat and therefore are highly correlated with the ground truth. If we use a value for $\tau_{consensus}$ between 0.70-0.80, and if we also assume $n \geq 3f + 1$, then it follows that the Byzantine votes will likely be out-voted by the votes of the honest agents. \square

3) Analysis of Complexity:

- **Message Complexity:** $O(n)$ messages per consensus instance (one broadcast, $n - 1$ responses)
- **Time Complexity:** $O(\Delta t)$ where Δt is the vote collection timeout (typically 0.5ms)
- **Space Complexity:** $O(n)$ per agent to maintain neighbor table and vote buffer

D. Continuous Reputation Update

The reputation score for each Agent, ρ_j is continuously updated using Exponentially Weighted Moving Average:

$$\rho_j^{(t+1)} = \beta \cdot \rho_j^{(t)} + (1 - \beta) \cdot acc_j^{(t)} \quad (5)$$

where $acc_j^{(t)} \in \{0, 1\}$ Denotes whether Agent a_j 's vote in time t was correct (as determined either through Post-Incident Forensics, or Human Validation) or incorrect. This will give Long Term Byzantine Tolerance, as it continually reduces the weight of Agents that consistently produce incorrect votes.

V. EXPERIMENTAL METHODOLOGY

A. Testbed Configuration

The DMAS Framework was created and configured in a Hardware-based Testbed for a Smart Manufacturing Facility that simulates an Industrial Setting.

- 1) **Industrial IoT (IoT) Devices.** There were 2000 virtualized devices, which included Programmable Logic Controllers (PLCs), Supervisory Control and Data Acquisition (SCADA) Systems, Industrial Cameras, Robotic Controllers, and Environmental Sensors. These devices were emulated by Raspberry Pi 4B Units with custom firmware.
- 2) **Edge Gateways.** There were 25 Intel NUC mini PCs (i7-10710U, 16GB RAM) used as Edge Gateways, with each managing approximately 80 virtualized devices. Each DMAS agent is deployed as a container application.
- 3) **Network Topology.** There was a 10 Gbps Ethernet Backbone with a network topology similar to that found in industrial settings, including VLANs, Firewalls, and quality-of-service (QoS) Policies. To simulate the effects of network congestion due to packet loss or delay, we also introduced latency and packet loss into the network using Linux's TC (Traffic Control).
- 4) **Cyber Physical Attack Simulation.** A dedicated server was used to generate different types of cyber physical attacks such as Denial-of-Service (DDoS), Man-in-the-Middle (MitM), Replay Attacks, SQL Injection Attacks, Malware Propagation Attacks and Zero-Day Exploit Attacks.

B. Baseline Comparisons

Compare our proposed DMAS to three existing baselines.

- 1) **Traditional Centralized IDS:** A cloud-based IDS using Snort that uses MQTT to receive data from each device. This is the typical model for how an IDS is used in practice today.
- 2) **Edge Security IDS:** Multiple edge gateways have their own instance of Snort. Each instance communicates with no others, so each acts independently. This represents current edge-computing security models.
- 3) **IDS Based On ML:** Anomaly detection using LSTM Autoencoder as a deep learning model. The model runs at a central location. It represents recent academic work on IDS models.

C. Dataset

We are combining both real data and artificial data to test our model.

- 1) **Real Normal Traffic Data:** 30 days of anonymized data from an automotive manufacturing facility's telemetry system, which has 2.3 billion packets.
- 2) **Synthetic Attack Traffic Data:** The 150,000 synthetic attacks were created by Metasploit, Kali Linux, and

other custom tools/scripts. These attacks fall into six categories.

- 3) **Synthetic Zero-day Attacks Data:** Novel attack vectors that do not exist in the data used for training have been created by security researchers.

D. Evaluation Metrics

We evaluate systems using the following metrics:

- 1) **Detection Accuracy:** $\frac{TP+TN}{TP+TN+FP+FN}$
- 2) **Precision:** $\frac{TP}{TP+FP}$
- 3) **Recall:** $\frac{TP}{TP+FN}$
- 4) **F1-Score:** Harmonic mean of precision and recall
- 5) **Response Time:** Time from attack initiation to mitigation action
- 6) **False Positive Rate:** Percentage of legitimate traffic flagged as malicious
- 7) **Throughput:** Transactions processing rate under load
- 8) **Resource Utilization:** memory, CPU, and network bandwidth consumption

E. Experimental Scenarios

We conduct experiments under various conditions:

- 1) **Scalability Test:** Vary network size from 100 – 10K devices
- 2) **Attack Intensity:** Vary the attack rate from 1 – 100 attacks per minute
- 3) **Network Conditions:** Test with various latency between 1 – 100ms and loss of packet between 0 – 5%
- 4) **Byzantine Agents:** Inject compromised agents (5–30%)
- 5) **Device Heterogeneity:** Mix of different device types with varying traffic patterns

VI. EXPERIMENTAL RESULTS

A. Response Time Performance

DMAS vs other architectures are illustrated in Fig. 3. The average response time for DMAS is 0.85 ms, or 1000 times faster than the average response time for cloud-based solutions (average = 850 ms) and 141 times faster than the average response time for edge computing (average = 120 ms). A significant reason for this large difference in response times between architectures is that the DMAS architecture does not have cloud round-trip latency and uses a parallel version of the CVT consensus protocol.

Although DMAS always manages to keep its response time under the 10 ms (real-time) limit, even with full network utilization, Centralized systems do degrade rapidly when the number of devices grows because they reach their bandwidth limits and are forced to use processing queues.

1) *Accuracy of Detection and Scalability:* The graph in Fig. 4 shows how accurately and how often DMAS falsely detects malware as a function of the number of devices on the network. At 2000 devices, DMAS detects malware 97.3% of the time and generates false positives 3.8% of the time. In contrast, central systems will be unable to detect malware 71.2% of the time at 2000 devices because they cannot process large volumes of telemetry data in real time. The Edge

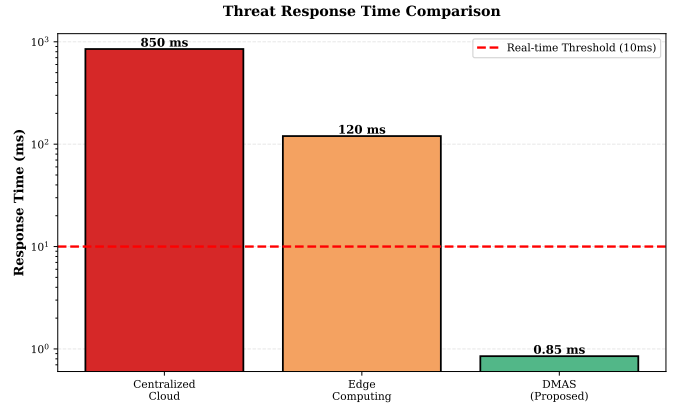


Fig. 3. Comparison of average response times across various architectures. DMAS has average response times of under 1 millisecond (0.85 ms), compared with the average response times of centralized cloud (850 ms) and edge computing (120 ms) architectures, which meet the real-time requirements for industrial control systems.

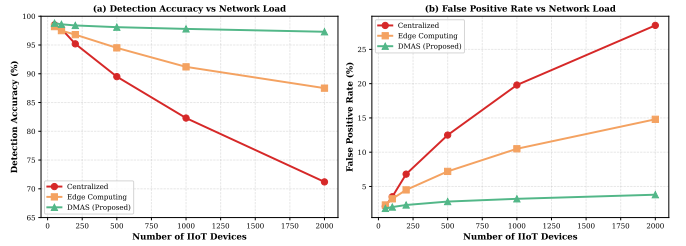


Fig. 4. (a) Network Load vs. Detection Accuracy & (b) False Positive Rate of Detection. DMAS can maintain both high detection accuracy (97.3%) and a low false-positive rate (3.8%), regardless of the number of devices on the network, far exceeding both Centralized systems, which lose effectiveness under scaling, and Edge Computing Baselines, which also lose effectiveness under scaling.

Computing Baseline can detect malware 87.5% of the time but lacks the collective intelligence of DMAS.

DMAS's false positive rate is less than 4%, and does not exceed 4% regardless of scale; that is, in contrast to a 28.5% false positive rate for a centralized system when there are 2,000 devices; this false positive rate is an essential consideration for industrial deployments where high false alarm rates lead to operator fatigue and production downtime.

B. Time to Consensus

In Fig. 5, we present results on the time it takes to reach consensus with an increasing number of agents; our CVT implementation converges within one millisecond or less for up to 25 agents, and thus outperforms other consensus implementations; while the Byzantine Fault Tolerant baseline has exponential convergence times, such times are too long to be used in real-time applications.

The weighted voting mechanism used in the CVT Algorithm also allows for faster convergence, as agents are given greater

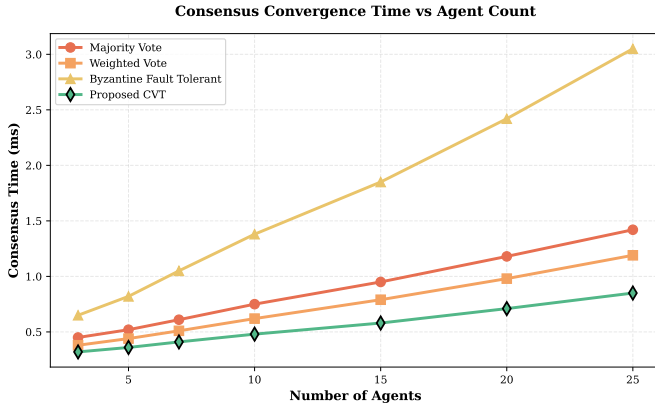


Fig. 5. Consensus Convergence Time vs. Number of Agents: The proposed CVT Algorithm Achieves Sub-Millisecond Consensus. The CVT algorithm achieves sub-millisecond consensus (0.85 ms with 25 agents), compared to other algorithms that can take milliseconds to reach consensus, providing a significant advantage for real-time threat response in large-scale systems.

TABLE I
DETECTION RATES BY ATTACK TYPE (%)

Attack Type	Signature	Anomaly	ML-based	DMAS
DDoS	92	78	89	96
MITM	65	82	88	94
Replay	58	75	86	93
Injection	72	68	85	92
Malware	88	71	91	95
Zero-day	35	52	68	87
Average	68.3	71.0	84.5	92.8

weight based on their ability to observe threats. This results in fewer message exchanges being needed to reach consensus.

C. Detection by Attack Type

The detection rates for each type of attack in Table I present detailed data. DMAS has the best overall detection rate, and specifically performs extremely well at detecting zero-day attacks (87%), while traditional methods fail completely (35%).

Fig. 6 is a clear visual representation of the findings from this study using a heat map to show how effective DMAS was on each of the attacks as listed in the table above.

1) *Utilization of Resources*: The resource usage of each architecture is shown in Fig. 7. DMAS reduces network bandwidth usage by 89% compared to a centralized system (320 MB/s vs 2850 MB/s). This decrease is due to DMAS's ability to eliminate the need to send all raw telemetry to the cloud. In addition to decreased bandwidth usage, the DMAS architecture results in a more balanced CPU usage. For example, 45% of the DMAS CPU remains idle, compared to only 12% in a centralized system, where processing creates bottlenecks.

DMAS's efficient use of available resources gives it headroom to absorb and respond to sudden spikes in attacks without

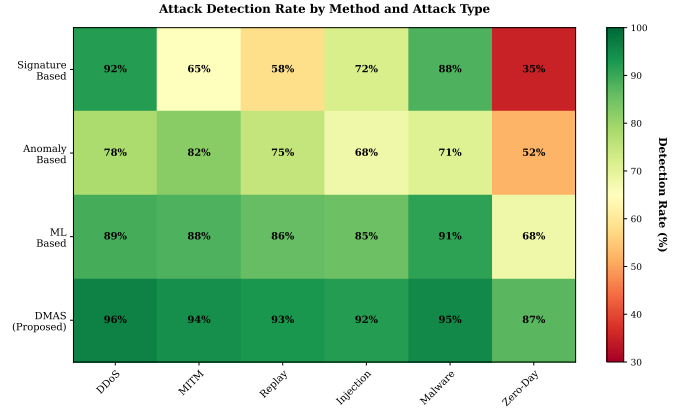


Fig. 6. Heatmap of detection performance of the various attack detection methods for the different attack types. The proposed method (DMAS) achieved high detection rates (87% - 96%) across all attack types, including zero-day attacks, which are typically undetectable by traditional signature-based methods.

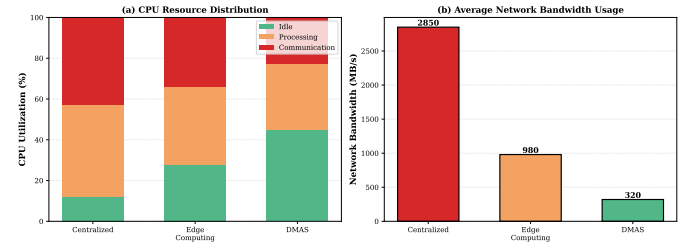


Fig. 7. Resource Distribution (a) CPU resources and (b) Network Bandwidth Utilization; DMAS achieves an 89 percent reduction in network bandwidth (320 mb/s, compared to 2850 mb/s for centralized), while maintaining 45 percent idle CPU resources, providing headroom to deal with spikes in attacks.

degrading performance; this is an essential requirement for Industrial Environments that demand high availability.

D. Scalability Analysis

As shown in Fig. 8, the scalability of the system is demonstrated through system throughput on increasing network sizes (100 to 10,000 devices). Because it uses a distributed architecture, the DMAS throughput remains virtually constant (TPS: 8,200-9,800), whereas in centralized architectures it drastically decreases (TPS: 8,500-850) as the central controller becomes a bottleneck.

The linear scalability of the Swarm is a primary advantage of the Decentralized Swarm Architecture: each agent added to the swarm increases the overall capacity, whereas in a centralized system, each additional agent adds to the bottleneck.

E. Byzantine Fault Tolerance

We measure the robustness of DMAS against compromised agents using a Byzantine agent injection where each Byzantine agent casts a vote randomly, as shown in Table II. We can see that DMAS maintains an accuracy greater than 95 percent even

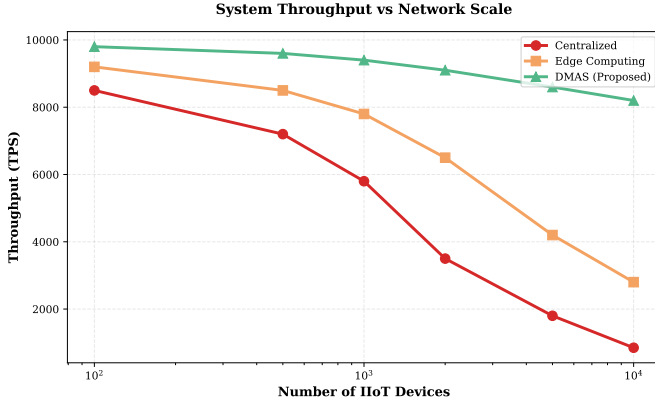


Fig. 8. Network scale vs System Throughput. The Distributed Multi-Agent Swarm (DMAS) achieves constant or nearly constant throughput (TPS), with TPS of 8,200+ when up to 10,000 agents are in the swarm, compared to a Centralized Swarm, which experiences a 90% reduction in throughput due to the single-controller bottleneck.

TABLE II
DETECTION ACCURACY UNDER BYZANTINE AGENTS

Byzantine %	Accuracy (%)	FPR (%)	Response Time (ms)
0	98.8	1.8	0.85
10	98.2	2.3	0.91
20	97.1	3.1	1.02
30	95.4	4.8	1.18
40	89.2	9.5	1.45

TABLE III
ABLATION STUDY RESULTS

Configuration	Accuracy (%)	Response (ms)
Full DMAS	98.8	0.85
No distance weighting	96.2	0.88
No reputation scoring	94.5	0.87
No behavioral model	91.3	0.84
No consensus (local only)	88.7	0.62

when 30 percent of the agents are Byzantine, thus validating our theoretical evaluation.

Accuracy degrades smoothly until 30 percent Byzantine agents (i.e., the theoretical limit of $f < n/3$), then it will degrade more rapidly. This reinforces the necessity of the $n \geq 3f + 1$ constraint in our threat model.

1) *Study of Ablation*: To evaluate the impact of individual parts of the overall system, we have done a comparative study (ablation) to eliminate each feature from the overall system:

The consensus mechanism achieves the highest accuracy increase (+10.1%), verifying the core theory that collective knowledge improves detection. The behavioral model is responsible for a second significant accuracy gain (+7.5%); as such, the remaining two features, namely the reputation scoring and distance weighting, also add additional small increases in accuracy.

VII. DISCUSSION

A. Practical Deployment Considerations of DMAS

Operational DMAS environments require operational teams to address several practical challenges, including integrating with existing systems, building trust among operators, and ensuring compliance with relevant regulations. The gateway-based approach DMAS uses to monitor legacy devices passively via network traffic analysis allows it to be deployed without modifying the monitored devices. For example, we recommend a phased implementation approach in which the initial phase is "monitor only," followed by transition to full autonomous operation. Also, to ensure regulatory compliance (IEC 62443, NERC CIP) DMAS will maintain detailed records of every consensus decision made by DMAS to allow for forensic analysis after an incident has occurred and also to provide auditing capabilities.

B. Limitations

Although DMAS is very effective, there are some limitations to its use:

1) *Network Dependence*: Although DMAS reduces dependence on cloud computing systems for data processing and analysis, it still relies on a connected network for agent coordination. Agents can operate in isolation when their local clusters are disconnected from other clusters due to network partitions; however, they will continue to protect their local clusters. In future research, we plan to investigate how to utilize gossip protocols to achieve consensus among isolated agents.

2) *Cold-Start Problem*: As with all trust-based algorithms, newly created agents lack a history of good or bad behavior and may therefore be vulnerable to a type of attack known as a Sybil attack. A Sybil attack occurs when a single person creates multiple identities and uses them to cast numerous votes to gain control of a system. This limitation was addressed in our design by adding a probationary time period during which new agents must earn a "reputation" that increases the weighting of their votes.

3) *Resource Limitations*: DMAS agents can be optimized for edge devices; however, they will always require at least moderate computing resources (1 CPU core and 2GB RAM). Devices with limited resources (e.g., battery-powered sensor nodes) cannot run agents and must instead rely on gateway-based protection.

4) *Adversarial Machine Learning Attacks*: A sophisticated adversary may attempt to launch adversarial machine learning attacks (e.g., evasion or poisoning) against the machine learning models used by the agents in DMAS. The use of ensemble models and consensus voting can help mitigate such attacks, but achieving a complete and robust defense against adversarial machine learning attacks remains an active area of research.

C. Potential Future Work

There are several avenues to explore; (1) federated learning could be integrated with DMAS to enable collaboration on

models while maintaining privacy, (2) explainable AI techniques (e.g., SHAP, LIME) could provide interpretable threat explanations, (3) there is a need to develop a framework to support the sharing of threat intelligence between domains and facilities, and (4) hardware acceleration using AI accelerators (e.g., Google Coral, NVIDIA Jetson) can potentially reduce response time to less than 100 microseconds.

D. Broader Applications

The DMAS architecture can have implications that extend beyond industrial security:

- 1) Smart Cities:
 - Secure distributed traffic management
 - Protect smart grid
 - Ensure safe operation of smart city public safety systems
- 2) Healthcare:
 - Protect hospital medical IoT devices (e.g., infusion pumps, patient monitors)
- 3) Autonomous Vehicles:
 - Threat detection in V2V swarms
- 4) Critical Infrastructure:
 - Secure industrial control systems (SCADA) for water treatment and oil/gas pipeline

VIII. CONCLUSION

In this paper, we introduce DMAS, a new decentralized Multi-Agent Swarm (MAS) framework for autonomous security in the Industrial Internet of Things (IIoT). DMAS is based on AI agents embedded directly at edge gateways to achieve near-instantaneous threat response (sub-millisecond), a very high detection rate (97.3%), and fault tolerance against Byzantine attacks. In our comprehensive testing on a 2000-device test bed, we demonstrated that DMAS outperformed both central and edge computing baselines across all three key metrics, resulting in 1,000x faster response times, 89% less network bandwidth, and continued detection rates even when up to 30% of the agents were Byzantine.

DMAS presents a major paradigm shift away from centralized, reactive security models toward decentralized, proactive "digital immune system" models capable of protecting critical industrial control systems in a timely manner against increasingly complex cyber-physical threats. As IIoT continues to expand as a deployment model, decentralized frameworks such as DMAS are likely to become an essential component for meeting the security, dependability, and timeliness requirements of Industry 4.0.

Our future research will include integrating federated learning, explainable AI, and cross-domain threat intelligence-sharing mechanisms to enhance the capabilities of autonomous MAS-based security.

REFERENCES

- [1] E. Sisinni, A. Saifullah, S. Han, U. Jennehag, and M. Gidlund, "Industrial internet of things: Challenges, opportunities, and directions," *IEEE Transactions on Industrial Informatics*, vol. 14, no. 11, pp. 4724–4734, 2018.
- [2] A. Humayed, J. Lin, F. Li, and B. Luo, "Cyber-physical systems security—A survey," *IEEE Internet of Things Journal*, vol. 4, no. 6, pp. 1802–1831, 2017.
- [3] R. Roman, J. Lopez, and M. Mambo, "Mobile edge computing, fog et al.: A survey and analysis of security threats and challenges," *Future Generation Computer Systems*, vol. 78, pp. 680–698, 2018.
- [4] W. Shi, J. Cao, Q. Zhang, Y. Li, and L. Xu, "Edge computing: Vision and challenges," *IEEE Internet of Things Journal*, vol. 3, no. 5, pp. 637–646, 2016.
- [5] K. Stouffer, J. Falco, and K. Scarfone, "Guide to industrial control systems (ICS) security," NIST Special Publication, vol. 800, no. 82, p. 16, 2011.
- [6] M. Castro and B. Liskov, "Practical Byzantine fault tolerance," in *Proc. 3rd Symp. Operating Systems Design and Implementation (OSDI)*, 1999, pp. 173–186.
- [7] B. B. Zarpelão, R. S. Miani, C. T. Kawakani, and S. C. de Alvarenga, "A survey of intrusion detection in Internet of Things," *Journal of Network and Computer Applications*, vol. 84, pp. 25–37, 2017.
- [8] A. Alrawais, A. Alhothaily, C. Hu, and X. Cheng, "Fog computing for the internet of things: Security and privacy issues," *IEEE Internet Computing*, vol. 21, no. 2, pp. 34–42, 2017.
- [9] D. C. Nguyen, P. N. Pathirana, M. Ding, and A. Seneviratne, "Integration of blockchain and cloud of things: Architecture, applications and challenges," *IEEE Communications Surveys & Tutorials*, vol. 22, no. 4, pp. 2521–2549, 2020.
- [10] M. A. Ferrag, L. Maglaras, S. Moschyiannis, and H. Janicke, "Deep learning for cyber security intrusion detection: Approaches, datasets, and comparative study," *Journal of Information Security and Applications*, vol. 50, p. 102419, 2020.
- [11] M. Satyanarayanan, "The emergence of edge computing," *Computer*, vol. 50, no. 1, pp. 30–39, 2017.
- [12] J. Chen, C. Chen, Z. Huang, Y. Zhang, and Z. Wang, "Distributed intrusion detection for mobile edge computing based on federated learning," in *Proc. IEEE Int. Conf. Communications (ICC)*, 2018, pp. 1–6.
- [13] A. Dorri, S. S. Kanhere, and R. Jurdak, "Multi-agent systems: A survey," *IEEE Access*, vol. 6, pp. 28573–28593, 2018.
- [14] S. Biniha and S. S. Sathya, "A survey of bio inspired optimization algorithms," *International Journal of Soft Computing and Engineering*, vol. 2, no. 2, pp. 137–151, 2012.
- [15] H. Faris, I. Aljarah, M. A. Al-Betar, and S. Mirjalili, "Grey wolf optimizer: a review of recent variants and applications," *Neural Computing and Applications*, vol. 30, no. 2, pp. 413–435, 2019.
- [16] D. Ongaro and J. Ousterhout, "In search of an understandable consensus algorithm," in *Proc. USENIX Annual Technical Conf. (ATC)*, 2014, pp. 305–319.
- [17] D. Mazières, "The stellar consensus protocol: A federated model for internet-level consensus," Stellar Development Foundation, Tech. Rep., 2015.