

---

# ROBUST OUTPUT REGULATION OF UNCERTAIN LINEAR TIME-VARYING SYSTEMS

---

Jinmeng Zha

Zhen Zhang \*

January 27, 2026

**ABSTRACT**

Robust output regulation for linear time-varying systems has remained an open problem for decades. To address this, we propose intrinsic system immersion by reformulating the regulator equation in a more insightful form, indicating that finding an internal model is equivalent to reproducing the output trajectory of a forced system by constructing an unforced system. This perspective reveals the influence of parametric uncertainties, demonstrating that an infinite-dimensional controller is generally unavoidable for robustness against plant uncertainty. Consequently, a general robust design is proposed without explicitly solving the regulator equation. It ensures robustness against uncertainties in the exosystem interaction, and achieves approximate output regulation when an infinite-dimensional controller is necessary for regulation. Additionally, we study the regulator equation in a coordinate-free framework, extend the time-varying non-resonance condition, and provide a method to minimize the dimension of an internal model. Overall, these results provide a general systematic framework for constructing robust internal model-based controllers, and simplify the control implementation process.

Index Terms—Output regulation, linear time-varying systems, uncertain systems, internal model principle.

**1 Introduction**

Output regulation studies how to drive the output of a system to track references and/or reject disturbances generated by an exogenous system. It is completely solved for LTI systems [1–3], and an important outcome is the *internal model principle*, which indicates that asymptotic tracking can only be achieved by containing suitable copies of the exosystem in the controller. The problem has been extended to nonlinear systems [4–6], parameter-dependent linear systems [7,8], infinite-dimensional systems [9–11], multi-agent systems [12–14], linear stochastic systems [15], and so on. Output regulation has been widely applied in various engineering systems, such as electrohydraulic systems [16], electromechanical systems [17], and robotic networks [18].

Output regulation of LTV systems is introduced in [19] and preliminarily investigated in [20], where the time-varying nature is not fully addressed but only treated as a disturbance. A more comprehensive theory is developed by [21,22], laying the foundation for subsequent research. Moreover, inspired by the structure of repetitive control, [23,24] provide a practical method of constructing an internal model-based controller without calculating error-zeroing input. The controller structure is further improved to a parallel one to allow a low-order stabilizer [25]; and the low-order stabilizer for the series structure is proposed in [26]. In a different vein, [27,28] study the output regulation of hybrid systems for LTI plants with periodic jumps; [29,30] extend the problem to periodic linear distributed parameter systems; and [31,32] consider the regulation of non-periodic and discontinuous exogenous signals.

A major advantage of output regulation is that robustness can be readily achieved for LTI systems [33,34], with different yet equivalent robust conditions [35–37]. However, for LTV systems, the robustness issue becomes more

---

\*Corresponding author: Z. Zhang (e-mail: zzhang@tsinghua.edu.cn). The authors are both with the Department of Mechanical Engineering, Tsinghua University, Beijing 100084, China.

challenging, with recent progress where the efforts are mainly devoted to extending the robust designs from LTI cases, generally following two threads.

The first one designs a robust internal model and then constructs a controller to stabilize the closed-loop system. For the LTI case, a robust internal model is designed based on Cayley-Hamilton theorem and depends only on the exosystem [34]. For periodic systems, [21, 38] propose a robust controller leveraging on uniform observability, assuming Cayley-Hamilton-like property. From another perspective, [27] assumes the influence of the uncertainty can be separated, which can be ensured by restricting the hybrid systems to semiclassical systems [39]. These conditions, however, are restrictive.

The other is to design the controllers such that their image and null space satisfy certain conditions [33], which is extended to infinite-dimensional LTI systems in [40]. Then [30] generalizes the lifting technique to transform the periodic plant to an LTI yet infinite-dimensional one, and then solves the problem by the infinite-dimensional controller [40]. The results are restricted to periodic systems, and require infinite-dimensional controllers, which, however, is not necessary for finite-dimensional systems.

The concept of internal model principle also inspires some novel robust designs. For example, [41] combines LTI internal model with sliding surface; [42] introduces extended state observer to compensate uncertainties; [43] integrates a filter motivated by internal model principle with disturbance observer.

Note that the problem of robust output regulation for LTV systems remains open. Different from the results in literature, this paper opts for an intrinsically time-varying framework. This stems from a fundamental difference between the robustness issues of LTV and LTI systems. In the LTI case, regardless of the uncertainty ranging over a compact set, the ideal feedforward matrix is always a constant, thus residing in a finite-dimensional vector space. In contrast, for LTV systems, the uncertainty may generate a family of functions residing in an infinite-dimensional function space, because the feedforward matrix is generally a function of time. The main contributions of this paper are listed as follows:

1. We systematically study the LTV regulator equation, proving that it is always solvable in a coordinate-free way, and the solutions are UB and asymptotically unique under standing assumptions. Besides, we extend the non-resonance condition from the LTI case to the LTV one, showing it should characterize the uniform boundedness instead of solvability.
2. A new understanding of system immersion is provided from *first principles* when designing the internal model. We call it *intrinsic system immersion*, which is equivalent yet in a more inspiring way. It indicates that finding a robust internal model is equivalent to reproducing the output trajectory of a forced system by designing an unforced system. It yields a sufficient and necessary condition for robustness called *propagation condition*, and inspires how to minimize the order of an internal model, and broaden the range of design. We construct the canonical realization to stabilize the LTV system as well.
3. Notably, intrinsic system immersion enables a general robust controller without explicitly solving the regulator equation, while encompassing the existing robust designs. It reveals the influence of different parametric uncertainty, surpassing traditional black-box perspectives. In particular, the uncertainty can be classified into two categories. One is the interaction uncertainty, which can be solved by the proposed finite-dimensional controller. The other is plant uncertainty, which requires an infinite-dimensional controller for robustness, except for degenerate cases. Hence, an infinite-dimensional internal model is developed and then truncated to design a finite-dimensional controller, which can achieve approximate output regulation, and the bounded tracking error vanishes when increasing the order of the controller to infinity.

*Notations:* The transition matrix of  $A(t)$  is given by  $\Phi_A(t, t_0)$ . If  $X$  and  $Y$  are Banach spaces, the space of bounded linear operators from  $X$  to  $Y$  is denoted by  $\mathcal{L}(X, Y)$ . The space of continuous and smooth functions from  $X$  to  $Y$  is denoted by  $C(X, Y)$  and  $C^\infty(X, Y)$ , respectively.

*Abbreviations:* UAS means uniformly asymptotically stable; UB means uniformly bounded; IM means internal model; RE means regulator equation.

## 2 Problem Formulation

Consider the LTV system

$$\begin{aligned} \dot{w} &= S(t)w \\ \dot{x} &= A(t, \mu)x + B(t, \mu)u + P(t, \mu)w \\ e &= C(t, \mu)x + Q(t, \mu)w, \end{aligned} \tag{1}$$

with exosystem state  $w \in \mathbb{R}^\rho$ , plant state  $x \in \mathbb{R}^n$ , control input  $u \in \mathbb{R}$ , and regulated error  $e \in \mathbb{R}$ . It is subject to the parameter uncertainty, which is classified into two categories (See Section 5). One is *plant uncertainty*, namely

$$\begin{cases} A(t, \mu) &= A_0(t) + \sum_{i=1}^{N_A} \mu_{Ai} E_{Ai}(t) \\ B(t, \mu) &= B_0(t) + \sum_{i=1}^{N_B} \mu_{Bi} E_{Bi}(t) \\ C(t, \mu) &= C_0(t) + \sum_{i=1}^{N_C} \mu_{Ci} E_{Ci}(t), \end{cases}$$

while the other is *interaction uncertainty*, namely

$$\begin{cases} P(t, \mu) &= P_0(t) + \sum_{i=1}^{N_P} \mu_{Pi} E_{Pi}(t) \\ Q(t, \mu) &= Q_0(t) + \sum_{i=1}^{N_Q} \mu_{Qi} E_{Qi}(t), \end{cases} \quad (2)$$

with  $\{A_0(\cdot), B_0(\cdot), C_0(\cdot), P_0(\cdot), Q_0(\cdot)\}$  and  $\{E_{Ai}(\cdot), E_{Bi}(\cdot),$

$E_{Ci}(\cdot), E_{Pi}(\cdot), E_{Qi}(\cdot)\}$  known, and  $\mu = [\mu_{A1}, \mu_{A2}, \dots,$

$\mu_{AN_A}, \mu_{B1}, \dots, \mu_{QN_Q}]^T \in \mathbb{R}^N$  unknown constant. We assume all the known parameters are smooth functions, and their derivatives of necessary orders including themselves are UB. It is reasonable to assume there is no uncertainty on  $S(\cdot)$  like [33, Sec. 1.6] and [21], because the exosystem is often an artificial device to model the references and disturbances, thus being precise. The parameter uncertainty can depict many kinds of uncertainty, including all the possible uncertainty of  $A(\mu)$  in LTI case, by directly picking  $E_{Ai}$ s as the standard bases of  $\mathbb{R}^{n \times n}$ .

The problem of robust time-varying output regulation is defined as follows:

**Problem 1 (Robust Output Regulation)** For the system (1), find an error-feedback controller in the form of

$$\begin{aligned} \dot{\xi} &= F(t)\xi + G(t)e \\ u &= H(t)\xi, \end{aligned} \quad (3)$$

with state  $\xi \in \mathbb{R}^\nu$ , such that

1. the unforced closed-loop system  $\text{col}(x, \xi)$ , namely

$$A_{\text{cl}}(t, \mu) = \begin{bmatrix} A(t, \mu) & B(t, \mu)H(t) \\ G(t)C(t, \mu) & F(t) \end{bmatrix}$$

is UAS, and

2. the trajectories of the closed-loop system originating from any initial state  $(x_0, \xi_0, w_0) \in \mathbb{R}^{n+\nu+\rho}$  are bounded and satisfy  $e(t) \rightarrow 0 (t \rightarrow \infty)$ ,

where  $\mu \in \mathcal{P} = \{\mu \mid \|\mu\|_\infty < \mu_0\} \subseteq \mathbb{R}^N$ , for some  $\mu_0 > 0$ .

The exosystem state is neither unbounded nor decays to zero, namely

**Assumption 1** The exosystem is marginally stable, meaning there exists a constant  $\phi > 0$ , such that for any  $t, s \in \mathbb{R}$ ,  $\|\Phi_S(t, s)\| \leq \phi$ .

To render the following analysis, we need the system to possess uniform relative degree:

**Assumption 2** The plant model in (1) has uniform relative degree  $r$  [44, Def. 5], meaning for any  $t \in \mathbb{R}, \mu \in \mathcal{P}, i = 0, \dots, r-2$ ,  $[L_A^i C(t, \mu)]B(t, \mu) \equiv 0$  (see Supplementary S1), and there exists a constant  $\phi_b > 0$  such that the high-frequency gain

$$b(t, \mu) = [L_A^{r-1} C(t, \mu)]B(t, \mu)$$

satisfies  $|b(t, \mu)|, |b_0(t)| > \phi_b$ .

Unless specified otherwise, the derivations in this paper are coordinate-free. Sometimes we adopt the Byrnes-Isidori form for simplicity, denoted by the subscript “BI”, namely

$$\begin{aligned} A_{\text{BI}}(t, \mu) &= \begin{bmatrix} \mathbf{0}_{r-1,1} & I_{r-1} & \mathbf{0}_{r-1,n-r} \\ -\bar{\beta}(t, \mu) & \bar{\alpha}^T(t, \mu) & -\bar{\eta}(t, \mu) \end{bmatrix} \\ B_{\text{BI}}(t, \mu) &= \begin{bmatrix} \mathbf{0}_{r-1,1} \\ \bar{b}(t, \mu) \\ \mathbf{0}_{n-r,1} \end{bmatrix} \\ C_{\text{BI}}(t) &= [1 \quad \mathbf{0}_{r-1,1}^T \quad \mathbf{0}_{n-r,1}^T], \end{aligned} \quad (4)$$

which specializes the zero dynamics as  $\eta(\cdot, \cdot)$  and the high-frequency gain as  $b(\cdot, \cdot)$ . We also assume

**Assumption 3** *The system (1) is topologically equivalent (See Supplementary S1) to Byrnes-Isidori form, and the plant model is minimum phase, namely, there exists parameterized family of symmetric matrix-valued functions  $P_\eta(t, \mu)$  and constants  $a_1, a_2, a_3 > 0$  such that  $a_1 I \leq P_\eta(t, \mu) \leq a_2 I$  and  $\dot{P}_\eta(t, \mu) + P_\eta \eta(t, \mu) + \eta^T(t, \mu) P_\eta(t, \mu) \leq -a_3 I$ .*

Though a system satisfying Assumption 2 can always be transformed into Byrnes-Isidori form [45, Thm. B.7], we need additional assumption to ensure its boundedness unless the system is periodic [44, Thm. 8].

Define  $\mathcal{O}_A(\cdot, \cdot)$  as the observability matrix of  $\{A(\cdot, \cdot), C(\cdot, \cdot)\}$  and

$$\mathcal{O}'_A(\cdot, \cdot) = L_A^r C(\cdot, \cdot)$$

The definition of  $\mathcal{O}_S(\cdot, \cdot)$ ,  $\mathcal{O}'_S(\cdot, \cdot)$  are similar by directly replacing  $\{A(\cdot, \cdot), C(\cdot, \cdot)\}$  with  $\{S(\cdot), Q(\cdot, \cdot)\}$  while keeping  $r$  invariant. Then define (omitting arguments)

$$\mathcal{P} = \begin{bmatrix} 0 \\ (L_A^0 C)P \\ (L_A^1 C)P + L_S^1((L_A^0 C)P) \\ \vdots \\ (L_A^{r-2} C)P + \dots + L_S^{r-2}((L_A^0 C)P) \end{bmatrix},$$

$$\mathcal{P}' = (L_A^{r-1} C)P + \dots + L_S^{r-1}((L_A^0 C)P),$$

and (omitting arguments)

$$\begin{aligned} M &= A - b^{-1} B \mathcal{O}'_A, \\ N &= -b^{-1} B(\mathcal{O}'_S + \mathcal{P}') + P, \\ N' &= -b^{-1}(\mathcal{O}'_S + \mathcal{P}'). \end{aligned}$$

We denote the upper  $r$  rows of a matrix and the left ones using the subscript “u” and “l”, respectively. Additionally, we provide some background in Supplementary S1.

### 3 Solution to the regulator equation

The results in [21, Prop. 3.2] and [22, Thm. 2.1] indicate the conditions for solving Problem 1.

**Proposition 3.1** *With Assumption 1, suppose the controller (3) has stabilized the closed-loop system. Then, it solves Problem 1 if there exist UB mappings  $\Pi \in C^\infty(\mathbb{R} \times \mathbb{R}^N, \mathbb{R}^{n \times \rho})$ ,  $\Sigma \in C^\infty(\mathbb{R} \times \mathbb{R}^N, \mathbb{R}^{\nu \times \rho})$  and  $R \in C^\infty(\mathbb{R} \times \mathbb{R}^N, \mathbb{R}^{1 \times \rho})$ , such that (omitting arguments)*

$$\dot{\Pi} + \Pi S = A\Pi + BR + P \quad (5)$$

$$0 = C\Pi + Q, \quad (6)$$

and

$$\begin{aligned} \dot{\Sigma} + \Sigma S &= F\Sigma \\ R &= H\Sigma, \end{aligned} \quad (7)$$

Moreover, if the system is periodic, the above conditions become sufficient and necessary. Otherwise, the sufficient and necessary conditions are replacing (5)-(7) by

$$\begin{aligned} \dot{\Pi} + \Pi S &= A\Pi + BR + P \\ 0 &= \lim_{t \rightarrow \infty} (C\Pi + Q), \end{aligned} \quad (8)$$

and

$$\begin{aligned} \dot{\Sigma} + \Sigma S &= F\Sigma + G(C\Pi + Q) \\ R &= H\Sigma. \end{aligned} \quad (9)$$

The constrained Sylvester differential equation (8), or (5)-(6) when dropping the “limit”, is termed as *regulator equation*. To make the solvability more practical, we have to pursue (5)-(6), thus narrowing the solution space. However, Theorem 3.1 indicates this is reasonable, coinciding with the intuition that we only care about the performance when  $t$  is large enough.

**Theorem 3.1** *With Assumptions 1-3, the RE (8) is always well solved: UB solutions always exist, and all of them are asymptotically unique if the first  $k$  derivatives of  $R(\cdot, \cdot)$  are UB with  $k = \max\{1, r - 2\}$ , which means the difference between solutions vanishes when  $t \rightarrow \infty$ .*

*In particular, the UB solution to (5)-(6) always exists and all the solutions to (8) converge to it when  $t \rightarrow \infty$ . It is*

$$\begin{aligned} \Pi(t, \mu) = & \Phi_M(t, t_0, \mu) \Pi(t_0, \mu) \Phi_S(t_0, t) \\ & + \int_{t_0}^t \Phi_M(t, \tau, \mu) N(\tau, \mu) \Phi_S(\tau, t) d\tau \end{aligned} \quad (10)$$

$$R(t, \mu) = -b^{-1}(t, \mu) \mathcal{O}'_A(t, \mu) \Pi(t, \mu) + N'(t, \mu), \quad (11)$$

*with the initial value being any solution to*

$$\mathcal{O}_A(t_0, \mu) \Pi(t_0, \mu) + \mathcal{O}_S(t_0, \mu) + \mathcal{P}(t_0, \mu) = 0. \quad (12)$$

*If adopting Byrnes-Isidori form, the solution  $\Pi_{\text{BI}}(\cdot, \cdot)$  takes more concise form*

$$\Pi_{\text{BI},u}(t, \mu) = -(\mathcal{O}_S(t, \mu) + \mathcal{P}(t, \mu)) \quad (13)$$

$$\begin{aligned} \Pi_{\text{BI},l}(t, \mu) = & \int_{t_0}^t \Phi_\eta(t, \tau, \mu) \\ & \cdot (P_{\text{BI},l}(\tau, \mu) - \beta(\tau, \mu) Q(\tau, \mu)) \Phi_S(\tau, t) d\tau. \end{aligned} \quad (14)$$

**Proof** Lemmas 3.1-3.3 imply the solvability of the RE (5)-(6) and provide the solution in a coordinate-free form. Then Lemma 3.4 indicates it is UB from any feasible initial value with assumption 3 added. At last, Lemma 3.5 indicates the solution to the RE without “limit” is still representative enough, since it is asymptotically unique.

**Remark 3.1** *It is mild to require the first  $k$  derivatives of  $R(\cdot, \cdot)$  to be UB. Since  $\{\Pi(\cdot, \cdot), R(\cdot, \cdot)\}$  are UB as Proposition 3.1 requires,  $\dot{\Pi}(\cdot, \cdot)$  is UB because of (8). Similarly, differentiating (9) yields  $\dot{R}(\cdot, \cdot)$  is UB if  $\dot{H}(\cdot)$  is UB. By doing this iteratively, the condition is satisfied if the first  $k$  derivatives of  $H(\cdot)$  and the first  $(k - 1)$  derivatives of  $\{F(\cdot), G(\cdot)\}$  are UB, which can be ensured when constructing the controller. Besides, we can replace this condition by requiring  $\dot{R}(\cdot, \cdot)$  to be UB, with  $A(\cdot, \cdot)$  UAS, which can be seen from the proof of Lemma A.1.*

### 3.1 Solvability and the Solution

**Lemma 3.1** *With Assumptions 1-2, a smooth pair  $(\Pi(\cdot, \cdot), R(\cdot, \cdot))$  is a solution to (5)-(6) if and only if it takes the form of (10)-(11) with  $\Pi(t_0, \mu)$  satisfying (12) for some  $t_0 \in \mathbb{R}$ .*

**Proof** *Necessity.* Calculate the derivatives of (6) and note Assumption 2, yielding the first  $(r - 1)$  derivatives of  $(C(\cdot, \cdot) \Pi(\cdot, \cdot) + Q(\cdot, \cdot))$  satisfying

$$\mathcal{O}_A(t, \mu) \Pi(t, \mu) + \mathcal{O}_S(t, \mu) + \mathcal{P}(t, \mu) = 0, \quad (15)$$

*which indicates (12), with the  $r$ -th derivative as (11). Substitute (11) into (5) and right multiply both sides with  $\Phi_S(t, t_0)$ . This transforms the Sylvester differential equation (5) into the differential equation*

$$\dot{\Psi}(t, t_0, \mu) = M(t, \mu) \Psi(t, t_0, \mu) + N(t, \mu) \Phi_S(t, t_0), \quad (16)$$

*where  $\Psi(t, t_0, \mu) = \Pi(t, \mu) \Phi_S(t, t_0)$ , thus yielding (10).*

*Sufficiency.* Since (16) always admits a smooth solution (10), and  $R(\cdot, \cdot)$  can be calculated using (11), the left is to prove such  $\Pi(\cdot, \cdot)$  satisfies (6). That  $\Pi(t_0, \mu)$  satisfying (12) means the first  $(r - 1)$  derivatives of  $(C(\cdot, \cdot) \Pi(\cdot, \cdot) + Q(\cdot, \cdot))$  at  $t_0$  are zero. Because (11) keeps its  $r$ -th derivative zero, then (15) and (6) are kept for all  $t$ . This completes the proof.

Lemma 3.1 converts the solvability of the RE to that of a matrix equation (12), which is always solvable by Lemma 3.2

**Lemma 3.2 (Solvability)** *With Assumptions 1-2, the RE (5)-(6) always has a smooth solution  $\{\Pi(\cdot, \cdot), R(\cdot, \cdot)\}$ .*

**Proof** *According to [46, Prop. 4.5],  $\text{rank}(\mathcal{O}_A(\cdot, \cdot)) \equiv r$ , so (12) is solvable for any  $\{P(\cdot, \cdot), Q(\cdot, \cdot)\}$ . Then the proof is completed by Lemma 3.1.*

The solution in Byrnes-Isidori form is shown in Lemma 3.3, which lowers the calculation burden, because the convolution is on the  $(n - r)$ -order dynamics  $\eta(\cdot, \cdot)$ . Besides, the  $r$ -th row of  $P_{\text{BI}}(\cdot, \cdot)$  does not influence  $\Pi_{\text{BI}}(\cdot, \cdot)$ , thus showing certain robustness, though it still influences  $R_{\text{BI}}(\cdot, \cdot)$ .

**Lemma 3.3** *With Assumptions 1-2, adopting the Byrnes-Isidori form, the solution is (13) and*

$$\begin{aligned} \Pi_{\text{BI},l}(t, \mu) &= \Phi_\eta(t, t_0, \mu) \Pi_{\text{BI},l}(t_0, \mu) \Phi_S(t_0, t) \\ &+ \int_{t_0}^t \Phi_\eta(t, \tau, \mu) (P_{\text{BI},l}(\tau, \mu) - \beta(\tau, \mu) Q(\tau, \mu)) \Phi_S(\tau, t) d\tau, \end{aligned} \quad (17)$$

where  $\Pi_{\text{BI},l}(t_0, \mu)$  is any constant matrix in  $\mathbb{R}^{(n-r) \times \rho}$ .

**Proof** It is seen that  $\mathcal{O}_A \equiv [I_r \ \mathbf{0}_{r, n-r}]$ ,  $\mathcal{O}'_A(\cdot, \cdot) = \alpha^T(\cdot, \cdot)$ . So the solution to (12) is  $\Pi_{\text{BI},u}(t_0, \mu) = -(\mathcal{O}_S(t_0, \mu) + \mathcal{P}(t_0, \mu))$  and  $\Pi_{\text{BI},l}(t_0, \mu)$  being any matrix in  $\mathbb{R}^{(n-r) \times \rho}$ . According to Lemma 3.2, the solution to the RE exists, which should satisfy (15), namely (13). Substitute this with (11) into (5), yielding (omitting arguments)

$$\dot{\Pi}_{\text{BI},l} + \Pi_{\text{BI},l} S = \eta \Pi_{\text{BI},l} - \beta Q + P_{\text{BI},l}. \quad (18)$$

This admits the solution as (17), similar to (16).

**Remark 3.2** *The LTI solvability condition [33, Cor. A.1.2], where the solution should be constant, can be derived directly from the proof of Lemma 3.3. Since  $\Pi_{\text{BI},u}(\mu)$  is already a constant, we can focus on (18). It admits a constant solution if and only if the eigenvalues of  $S$  do not coincide with those of  $\eta$ , namely the invariant zeros of the plant.*

### 3.2 LTV Non-Resonance Condition for Boundedness

In the LTI case, the non-resonance condition depicts when the RE is solvable, while in the LTV case, the solution always exists but might not be UB. Hence, we propose that the LTV non-resonance condition should depict the uniform boundedness instead of the solvability by Definition 3.1. Moreover, we prove this is compatible with the LTI case by Proposition 3.2, which also indicates that, if one cannot solve LTI output regulation by an LTI controller, then it is impossible to pursue an LTV yet UB controller, either.

**Definition 3.1 (Time-varying Non-Resonance Condition)** *Time-varying non-resonance condition is the one that ensures the RE (5)-(6) admits a UB solution. Equivalently, it ensures there exists an initial value to make (10) UB.*

**Proposition 3.2** *With Assumption 1, suppose the system (1) is LTI. Then the RE (5)-(6) admits a constant solution for a specific pair  $\{P, Q\}$  if and only if it admits a UB solution.*

**Proof** Omit  $\mu$  throughout the proof. The necessity is obvious, and the sufficiency is proved by showing that if the RE does not admit a constant solution, then neither does a time-varying UB solution. Take Byrnes-Isidori form and focus on (18). Assume there exists a UB solution  $\Pi_{\text{BI},l}(\cdot)$ . Fix a constant  $T > 0$  arbitrarily and define

$$X(n) = \frac{1}{nT} \int_{t_0}^{t_0+nT} \Pi_{\text{BI},l}(\tau) d\tau, \quad n = 1, 2, \dots,$$

which is UB. According to Bolzano-Weierstrass theorem, there exists a subsequence of  $\{n\}$ , denoted as  $\{n_k, k = 1, 2, 3, \dots\}$ , and  $X \in \mathbb{R}^{(n-r) \times \rho}$ , such that  $X(n_k) \rightarrow X(k \rightarrow \infty)$ . Integrate both sides of (18) and divide them by  $nT$ , yielding

$$\eta X(n) - X(n)S + P_{\text{BI},l} - \beta Q = \frac{\Pi_{\text{BI},l}(t_0 + nT) - \Pi_{\text{BI},l}(t_0)}{nT}.$$

Extract  $\{n_k\}$  and let  $k \rightarrow \infty$  to obtain  $XS = \eta X + P_{\text{BI},l} - \beta Q$ , thus contradicting the assumption.

For a general LTV system, it is difficult to obtain an equivalent condition for the non-resonance condition without specializing the structure of  $\eta(\cdot, \cdot)$  and  $S(\cdot)$ , as shown in (17), where the boundedness of  $\Pi_{\text{BI},l}(\cdot, \cdot)$  requires appropriate initial values. However, Lemma 3.4 provides a sufficient condition which forces the influence of the initial value to decay with time exponentially. Choose the initial value as  $\mathbf{0}$ , thus obtaining the solution (14).

**Lemma 3.4 (Uniform Boundedness)** *With Assumptions 1-3, the solution to the RE (5)-(6) is always UB.*

**Proof** Take Byrnes-Isidori form. Since  $\eta(\cdot, \cdot)$  is UAS, the solution  $\Pi(\cdot, \cdot)$  in Lemma 3.3 is UB, so is  $R(\cdot, \cdot)$ .

### 3.3 Asymptotic Uniqueness

If the system (1) is  $T$ -periodic, then the  $T$ -periodic solution  $\Pi(\cdot, \cdot)$  in (14) is unique by setting  $t_0$  as  $-\infty$ , with proof similar to [21, Lem. A.1]. Besides, if  $r = n$ , then  $\mathcal{O}_A(\cdot, \cdot)$  is invertible [46, Prop. 4.5], which makes the initial value in (12) unique, thus leading to the uniqueness of the solution to RE (5)-(6). Indeed, we can directly calculate  $\Pi(\cdot, \cdot)$  from (12) and do not bother with the convolution in (10). However, we still cannot exclude the existence of other solutions to (8), but we can prove uniqueness in the sense of asymptotic behavior.

**Lemma 3.5 (Asymptotic Uniqueness)** *With Assumptions 1-3, all the UB solutions to (8) are asymptotically unique, if the first  $k$  derivatives of  $R(\cdot, \cdot)$  are UB with  $k = \max\{1, r - 2\}$ . In particular, they all converge to the solution to (5)-(6).*

**Proof** Lemma 3.2 indicates the solutions to (5)-(6) always exist, and Lemma 3.4 shows all of them and then their derivatives are UB. Pick one denoted as  $\{\Pi_0(\cdot, \cdot), R_0(\cdot, \cdot)\}$ . Then we show the solutions to (8) including other solutions to (5)-(6) all converge to it.

Suppose (8) admits a UB solution  $\{\Pi_1(\cdot, \cdot), R_1(\cdot, \cdot)\}$  with the first  $k$  derivatives of  $R_1(\cdot, \cdot)$  UB, which ensures the first  $(k + 1)$  derivatives of  $\Pi_1(\cdot, \cdot)$  UB. Denote  $\Pi'(t, \mu) = \Pi_0(t, \mu) - \Pi_1(t, \mu)$  and  $R'(t, \mu) = R_0(t, \mu) - R_1(t, \mu)$ , and subtraction between (5)-(6) and (8) yields

$$\begin{aligned}\dot{\Psi}'(t, t_0, \mu) &= A(t, \mu)\Psi'(t, t_0, \mu) + B(t, \mu)\Omega'(t, t_0, \mu) \\ 0 &= \lim_{t \rightarrow \infty} C(t, \mu)\Psi'(t, t_0, \mu),\end{aligned}$$

by right multiplying it with  $\Phi_S(t, t_0)$  and denoting  $\Psi'(t, t_0, \mu) = \Pi'(t, \mu)\Phi_S(t, t_0)$  and  $\Omega'(t, t_0, \mu) = R'(t, \mu)\Phi_S(t, t_0)$ . According to Lemma A.1, when  $t \rightarrow \infty$ ,  $\{\Psi'(\cdot, \cdot, \cdot), \Omega'(\cdot, \cdot, \cdot)\} \rightarrow 0$ , meaning  $\{\Pi'(\cdot, \cdot), R'(\cdot, \cdot)\} \rightarrow 0$ . Therefore,  $\{\Pi_1(\cdot, \cdot), R_1(\cdot, \cdot)\}$  converges to  $\{\Pi_0(\cdot, \cdot), R_0(\cdot, \cdot)\}$ . Furthermore, the difference between solutions to (8) vanishes as well.

## 4 Intrinsic system immersion

Proposition 3.1 requires the solvability of (8)-(9) to solve Problem 1. The former one is studied in Section 2, which depends on the system (1). This section focuses on the latter one (9) concerning the controller (3). Indeed, it is enough to ensure the solvability of (7) by selecting  $\{F(\cdot), H(\cdot)\}$ , and a straightforward way is following separation principle [33, Sec 1.4]. However, in order to handle the LTV robustness, another way called *system immersion* seems more promising, which is adopted in [34, Sec. 1.4] for the LTI case and [38] [27] for the LTV one.

**Definition 4.1 (System Immersion)** *Denote the system*

$$\begin{aligned}\dot{z} &= \Xi(t)z \\ v &= \Gamma(t, \mu)z\end{aligned}$$

as  $\{\Xi(\cdot), \Gamma(\cdot, \cdot)\}$  with  $\Xi \in C^\infty(\mathbb{R}, \mathbb{R}^{n_1 \times n_1})$  and  $\Gamma \in C^\infty(\mathbb{R} \times \mathbb{R}^N, \mathbb{R}^{1 \times n_1})$ . Similarly, there is a system  $\{\Xi'(t), \Gamma'(t)\}$  with  $\Xi' \in C^\infty(\mathbb{R}, \mathbb{R}^{n_2 \times n_2})$  and  $\Gamma' \in C^\infty(\mathbb{R}, \mathbb{R}^{1 \times n_2})$ . Then  $\{\Xi(\cdot), \Gamma(\cdot, \cdot)\}$  is called to be immersed into  $\{\Xi'(\cdot), \Gamma'(\cdot)\}$ , if there exists  $\Upsilon \in C^\infty(\mathbb{R} \times \mathbb{R}^N, \mathbb{R}^{n_2 \times n_1})$ , such that

$$\begin{aligned}\dot{\Upsilon}(t, \mu) + \Upsilon(t, \mu)\Xi(t) &= \Xi'(t)\Upsilon(t, \mu) \\ \Gamma(t, \mu) &= \Gamma'(t)\Upsilon(t, \mu).\end{aligned}\tag{19}$$

The traditional way is to immerse  $\{S(t), R(t, \mu)\}$  into  $\{F(t), H(t)\}$ , making (19) the same as (7) algebraically. In another perspective, this enables the controller (3) to produce all the output of  $\{S(\cdot), R(\cdot, \cdot)\}$  when  $e = 0$ , including the ideal feedforward input  $R(\cdot, \cdot)w$ . And the redundant input will be eliminated by the stabilizer in Section 4.2.

We provide a new understanding when ensuring the solvability of (7) by selection of  $\{F(\cdot), H(\cdot)\}$ , which is equivalent mathematically but in a more inspiring form. Denote

$$\begin{aligned}\Psi(t, t_0, \mu) &= \Pi(t, \mu)\Phi_S(t, t_0) \\ \Omega(t, t_0, \mu) &= R(t, \mu)\Phi_S(t, t_0) \\ \Lambda(t, t_0, \mu) &= \Sigma(t, \mu)\Phi_S(t, t_0),\end{aligned}\tag{20}$$

and right multiply (7) and (10)-(12) with  $\Phi_S(t, t_0)$  to yield:

**Definition 4.2 (Intrinsic System Immersion)** *Intrinsic system immersion is to construct an unforced system  $\{F(\cdot), H(\cdot)\}$ , namely*

$$\begin{aligned}\dot{\Lambda}(t, t_0, \mu) &= F(t)\Lambda(t, t_0, \mu) \\ \Omega(t, t_0, \mu) &= H(t)\Lambda(t, t_0, \mu),\end{aligned}\tag{21}$$

such that it can reproduce all the output trajectories of the forced system in the presence of uncertainty, namely

$$\begin{aligned}\dot{\Psi}(t, t_0, \mu) &= M(t, \mu)\Psi(t, t_0, \mu) + N(t, \mu)\Phi_S(t, t_0) \\ \Omega(t, t_0, \mu) &= -b^{-1}(t, \mu)\mathcal{O}'_A(t, \mu)\Psi(t, t_0, \mu) \\ &\quad + N'(t, \mu)\Phi_S(t, t_0),\end{aligned}\tag{22}$$

with constrained initial value satisfying

$$\mathcal{O}_A(t_0, \mu)\Psi(t_0, \mu) + \mathcal{O}_S(t_0, \mu) + \mathcal{P}(t_0, \mu) = 0. \quad (23)$$

**Remark 4.1** The form (21) is similar to the explicit immersion [32, Def. 5], which however is only used as a special expression to match the non-smooth case in [32] without further explanation.

**Remark 4.2** Definition 4.2 reveals the dynamical essence (22) behind the RE solution  $R(t, \mu)$  for the first time, so we call it “intrinsic”. On the contrary, the traditional ways for the LTV case [27, 38] are phenomenological or in a black-box manner, because they only care about  $R(\cdot, \cdot)$  itself (See Remark 5.1). Hence, they cannot check whether their robust designs are feasible before explicitly solving  $R(\cdot, \cdot)$ , while Section 5 will demonstrate that we can ensure the robustness in a general approach in prior. Besides, in the traditional understandings, when either the plant or the exosystem is LTV (with the others LTI), the nature of the problem was believed to be the same, since they both make the RE to be a differential equation. However, intrinsic system immersion reveals that their influence is different, especially when it comes to robustness.

Intrinsic system immersion encompasses the robust designs in [27, 38] as shown in Remark 5.1, and enables deeper insight shown in Proposition 4.1 and Remark 4.3.

**Proposition 4.1 (Propagation Condition for Robustness)** *With Assumptions 1-3, suppose  $\{F(\cdot), H(\cdot)\}$  is UB and smooth, with  $F(\cdot)$  marginally stable. Then (7) admits a UB solution  $\Sigma(t, \mu)$ , if and only if there exists  $\Sigma(t_0, \mu) \in \mathbb{R}^{\nu \times \rho}$ , such that*

$$\Omega(t, t_0, \mu) = R(t, \mu)\Phi_S(t, t_0) = (H(t)\Phi_F(t, t_0))\Sigma(t_0, \mu). \quad (24)$$

**Proof** Theorem 3.1 indicates the RE (5)-(6) always admits a UB solution  $R(\cdot, \cdot)$ . Then right multiply (7) with  $\Phi_S(t, t_0)$ , yielding (21), whose solvability is equivalent to (24).

The marginal stability of  $F(\cdot)$  in Proposition 4.1 is to ensure the boundedness of  $\Sigma(\cdot, \cdot)$ .

**Remark 4.3** Proposition 4.1 shows a sufficient and necessary property for robustness. According to (21), the only available degree of freedom to handle  $\mu$  lies in the initial value  $\Lambda(t_0, \mu) = \Sigma(t_0, \mu)$ . And (24) indicates that the influence of  $\mu$  in  $R(\cdot, \cdot)$  should propagate through  $\Phi_S(t, t_0)$ , and then concentrate on the right side without loss of generality. After removing the uncertainty, we try to find  $\{F(\cdot), H(\cdot)\}$  according to the remaining part. This is the essential difference from the literature [27, 32, 34, 38] that directly immerse  $\{S(\cdot), R(\cdot, \cdot)\}$  or its variants.

This section focuses on constructing the controller (3) based on  $\{F(\cdot), H(\cdot)\}$ , before showing how to find them in Section 5. We in what follows enlarge the range of design for the controller and minimize its order.

#### 4.1 Minimum Internal Model

Now we study the *internal model* that makes (7) solvable according to Proposition 4.1.

**Definition 4.3 (Internal Model)** *Given  $\Omega(t, t_0, \mu)$  in (24), a UB pair  $\{F(t), H(t)\}$ , where  $F \in C^\infty(\mathbb{R}, \mathbb{R}^{\nu \times \nu})$  is marginally stable and  $H \in C^\infty(\mathbb{R}, \mathbb{R}^{1 \times \nu})$ , is an internal model for  $\Omega(\cdot, \cdot, \cdot)$ , if they satisfy (24). Furthermore, it is called a minimum internal model if*

1.  $\{F(\cdot), H(\cdot)\}$  is completely observable.
2. for any  $t_0 \in \mathbb{R}$  and nonzero  $\lambda \in \mathbb{R}^\nu$ , there exists  $\mu \in \mathcal{P}$ , such that  $\lambda^T \Sigma(t_0, \mu) \neq 0$ ,

*It is called a regular internal model if  $\{F(\cdot), H(\cdot)\}$  is uniformly completely observable.*

An IM  $\{F(\cdot), H(\cdot)\}$  for  $\Omega(\cdot, \cdot, \cdot)$  can be transformed into a minimum IM by two steps, and the first is observability decomposition if it is not completely observable. According to [47, Thm. 7], if  $\max_{t > t_0} \{\text{rank}(W(t_0, t))\} = \nu' < \nu$  for all  $t_0$ , there exists a diffeomorphic transformation  $T(\cdot)$  to decompose  $\{F(\cdot), H(\cdot)\}$  as  $F'(\cdot) = [F'_{11}(\cdot), \mathbf{0}; F'_{21}(\cdot), F'_{22}(\cdot)]$ ,  $H'(\cdot) = [H'_1(\cdot), \mathbf{0}]$ , with  $\{F'_{11}(\cdot), H'_1(\cdot)\}$  completely observable. If  $T(\cdot)$  is a Lyapunov transformation,  $F'_{11} \in C^\infty(\mathbb{R}, \mathbb{R}^{\nu'})$  is still marginally stable.

The second step removes the redundancy in the range of initial value  $\Sigma(t_0, \mu)$  by projection. Suppose there exists  $t_0 \in \mathbb{R}$  and nonzero  $\lambda' \in \mathbb{R}^{\nu'}$ , such that  $\lambda'^T \Sigma'(t_0, \mu) = 0$  for all  $\mu \in \mathcal{P}$ . Then we can find  $V(t_0) \in \mathbb{R}^{\nu' \times \nu''}$  of full column rank such that for any  $\mu \in \mathcal{P}$ , there exists  $\Sigma''(t_0, \mu) \in \mathbb{R}^{\nu'' \times \rho}$  satisfying  $\Sigma'(t_0, \mu) = V(t_0)\Sigma''(t_0, \mu)$ . Moreover, to make  $\nu''$  as small as possible, we should ensure for any nonzero  $\lambda'' \in \mathbb{R}^{\nu''}$ , there exists  $\mu \in \mathcal{P}$  such that  $\lambda''^T \Sigma''(t_0, \mu) \neq 0$ . Since  $\{F'_{11}(\cdot), H'_1(\cdot)\}$  is completely observable, the initial value at different initial time satisfies  $\dot{\Sigma}'(t, \mu) + \Sigma'(t, \mu)S(t) = F'_{11}(t)\Sigma'(t, \mu)$ . Denote  $V(t) = \Phi_{F'_{11}}(t, t_0)V(t_0)$ , and then  $\{\mathbf{0}, H(t)V(t)\}$  is an IM of order  $\nu''$ . It is marginally stable and still completely observable, thus being a minimum IM.



**Remark 4.4** The above analysis links the observability (See Supplementary S1) of IM to its dimension, which is natural by noting the unforced structure (21) in intrinsic system immersion. A minimum IM means there is no redundancy in the initial value  $\Sigma(t_0, \mu)$ , which can always be observed from the output of  $\{F(\cdot), H(\cdot)\}$ , thus having the minimum order. And a regular IM strengthens the requirement on observability for the convenience of design as shown in Proposition 4.4. This extends the results in [28, 38]. In [38, Def. 3.1], system immersion is classified into different types according to the observability of the immersion system, and the term “regular” in Definition 4.3 is named according to it. Besides, [28] isolates the invisible part of an IM, which cannot minimize the dimension but can be regarded as a conservative way. Because invisibility is stronger than unobservability, but it is always feasible to decompose the invisible part [48, Thm. 7], though we still need to check whether the transformation is Lyapunov.

Except for lowering the dimension of an IM, it can also be increased. Proposition 4.2 states the relationship between different IMs, which can be regarded as immersing  $\{F(\cdot), H(\cdot)\}$  into  $\{F'(\cdot), H'(\cdot)\}$ .

**Proposition 4.2** Given  $\{F(\cdot), H(\cdot)\}$  as an IM for  $\Omega(\cdot, \cdot, \cdot)$ , another pair  $\{F'(\cdot), H'(\cdot)\}$ , with  $F'(\cdot)$  marginally stable, is also an IM for it, if there exists  $L(t) \in C^\infty(\mathbb{R}, \mathbb{R}^{\nu' \times \nu})$  such that

$$\begin{aligned} \dot{L}(t) + L(t)F(t) &= F'(t)L(t) \\ H(t) &= H'(t)L(t). \end{aligned} \quad (25)$$

**Proof** The UB solution to the first equation is

$$L(t) = \Phi_{F'}(t, t_0)L(t_0)\Phi_F(t_0, t). \quad (26)$$

Then  $H(t)\Phi_F(t, t_0) = H'(t)\Phi_{F'}(t, t_0)L(t_0)$ , thus completing the proof according to Definition 4.3.

The proposed intrinsic system immersion broadens the choice of IMs. When there exists one IM  $\{F(\cdot), H(\cdot)\}$ , then any  $F' \in C^\infty(\mathbb{R}, \mathbb{R}^{\nu' \times \nu})$  marginally stable with  $H'(t) = H(t)\Phi_F(t, t'_0)\Phi_{F'}(t'_0, t)$  for any fixed  $t'_0 \in \mathbb{R}$  constitutes an IM, because the solution to (25) is (26) with  $L(t_0) = \Phi_{F'}(t_0, t'_0)\Phi_F(t'_0, t_0)$ . In particular,  $\{0, H(t)\Phi_F(t, t'_0)\}$  is an IM.

## 4.2 Time-varying Canonical Realization

After obtaining an IM  $\{F(\cdot), H(\cdot)\}$ ,  $G(\cdot)$  is finally chosen to stabilize the closed-loop system. One method is to pursue *canonical realization* [8], whose periodic version is defined in [38, Def. 3.2]. It tries to extract a stable part  $F_{\text{im}}(\cdot)$  from IM, and once it is found, Problem 1 can be solved by high-gain feedback shown in Proposition 4.3, which is extended from the periodic version [38, Prop. 3.4].

**Definition 4.4 (Canonical Realization)** Given  $\Omega(\cdot, \cdot, \cdot)$ , a smooth triple  $\{F_{\text{im}}(\cdot), G_{\text{im}}(\cdot), H_{\text{im}}(\cdot)\}$  is called a *canonical realization* for it, if  $F_{\text{im}} \in C^\infty(\mathbb{R}, \mathbb{R}^{l \times l})$  is UAS, and  $\{F_{\text{im}}(\cdot) + G_{\text{im}}(\cdot)H_{\text{im}}(\cdot), H_{\text{im}}(\cdot)\}$  is an IM for  $\Omega(\cdot, \cdot, \cdot)$ .

**Proposition 4.3** With Assumptions 1-3, suppose the UB triple  $\{F_{\text{im}}(\cdot), G_{\text{im}}(\cdot), H_{\text{im}}(\cdot)\}$  is a canonical realization. Choose  $K \in \mathbb{R}^{1 \times (r-1)}$  such that  $(A_b + B_b K)$  is Hurwitz, where the pair  $(A_b, B_b)$  is in Brunovsky form of order  $(r-1)$ . Choose the gain parameter  $g > 1$  and  $d_i, i = 0, \dots, r-1$ , as the coefficients of an arbitrary Hurwitz polynomial, which formulate

$$M_g = \begin{bmatrix} -gd_{r-1} & 1 & 0 & \cdots & 0 \\ -gd_{r-2} & 0 & 1 & \cdots & 0 \\ \vdots & \vdots & \vdots & \ddots & \vdots \\ -gd_0 & 0 & 0 & \cdots & 0 \end{bmatrix}, \quad L_g = \begin{bmatrix} gd_{r-1} \\ gd_{r-2} \\ \vdots \\ gd_0 \end{bmatrix}.$$

Then there exists a constant  $k^* > 0$  such that for all  $k > k^*$ , there exists a constant  $g^*(k) > 1$ , ensuring that for all  $g > g^*$ , the controller (omitting arguments)

$$\begin{aligned} \begin{bmatrix} \dot{\xi}_1 \\ \dot{\xi}_2 \end{bmatrix} &= \begin{bmatrix} M_g & 0 \\ -k\text{sign}(b)G_{\text{im}}(-K \ 1) & F_{\text{im}} + G_{\text{im}}H_{\text{im}} \end{bmatrix} \begin{bmatrix} \xi_1 \\ \xi_2 \end{bmatrix} \\ &\quad + \begin{bmatrix} L_g \\ 0 \end{bmatrix} e \\ u &= [-k\text{sign}(b)(-K \ 1) \quad H_{\text{im}}] \begin{bmatrix} \xi_1 \\ \xi_2 \end{bmatrix}, \end{aligned} \quad (27)$$

where  $\xi_1 \in \mathbb{R}^r, \xi_2 \in \mathbb{R}^l$  and  $\nu = r + l$ , solves the problem 1.

**Proof** Adopt the Byrnes-Isidori form. It is checked that (27) satisfies the RE, so it solves Problem 1 if it stabilizes the closed-loop system according to Proposition 3.1. Construct the Lyapunov transformation on  $\mathbf{x} = \text{col}(x, \xi_1, \xi_2)$ , that is

$$T(t, \mu) = \begin{bmatrix} I_{r-1} & & & & \\ -K & 1 & & & \\ & & I_{n-r} & & \\ -T_{g1} & -T_{g2} & & T_g & \\ \frac{G_{\text{im}}(t)}{b(t, \mu)} K & -\frac{G_{\text{im}}(t)}{b(t, \mu)} & & & I_l \end{bmatrix},$$

where  $T_g = \text{diag}\{1, g^{-1}, \dots, g^{-(r-1)}\}$ , with  $T_{g1}$  as its first  $(r-1)$  columns and  $T_{g2}$  as the left. Denote  $\hat{\mathbf{x}} = \text{col}\{\hat{x}_1, \hat{x}_2, \hat{x}_3, \hat{\xi}_1, \hat{\xi}_2\} = T(t, \mu)\mathbf{x}$  which is partitioned according to  $T(\cdot, \cdot)$ . The state matrix after transformation  $\hat{A}_{\text{cl}}(t, \mu)$  is shown in Supplementary S2. Considering Assumption 3, the Lyapunov function is selected as  $V(t, \mathbf{x}, \mu) = \mathbf{x}^T P(t, \mu)\mathbf{x} = V(t, \hat{\mathbf{x}}, \mu) = \hat{\mathbf{x}}^T \hat{P}(t, \mu)\hat{\mathbf{x}}$ , defined as (omitting arguments)

$$V(t, \hat{\mathbf{x}}, \mu) = c_1 \hat{x}_1^T P_K \hat{x}_1 + \frac{1}{2} \hat{x}_2^2 + c_3 \hat{x}_3^T P_\eta \hat{x}_3 + c_4 \hat{\xi}_1^T P_M \hat{\xi}_1 + c_5 \hat{\xi}_2^T P_F \hat{\xi}_2, \quad (28)$$

where  $P_K, P_M, P_F(t)$  are symmetric. In particular,  $a'_1 I \leq P_F(t) \leq a'_2 I$  and  $\dot{P}_F(t) + P_F F_{\text{im}} + F_{\text{im}}^T(t) P_F(t) \leq -a'_3 I$  for some constants  $a'_1, a'_2, a'_3 > 0$ , and  $A_K^T P_K + P_K A_K = M_0^T P_M + P_M M_0 = -I$  with  $M_0$  as picking  $g = 1$  in  $M_g$ . Young's inequality yields

$$\dot{V}(t, \hat{\mathbf{x}}, \mu) \leq -\hat{X}^T \hat{Q} \hat{X},$$

where  $\hat{Q} \in \mathbb{R}^{5 \times 5}$  is constant and diagonal (See Supplementary S2), and  $\hat{X} = (\|\hat{x}_1\|, \|\hat{x}_2\|, \|\hat{x}_3\|, \|\hat{\xi}_1\|, \|\hat{\xi}_2\|)^T$ . Denote  $\|F_{\text{im}}(t)\| \leq \phi_F$ ,  $\|H_{\text{im}}(t)\| \leq \phi_H$ ,  $\|G_{\text{im}}(t)\| \leq \phi_G$ ,  $\|d(G_{\text{im}}(t)/b(t, \mu))/dt\| \leq \phi_d$  for constants  $\phi_F, \phi_H, \phi_G, \phi_d > 1$ . Denote  $\phi' > 1$  as a generic upper bound for UB parameters that may vary line-to-line but remains independent of  $k, g$  and  $t$ . To render  $\hat{Q}$  positive-definite, it is enough to choose  $c_5 > 5/a'_3$ ,  $c_3 > 2[\phi'(c_5 a'_2 \phi_G)^2 + 2]/a_3$ ,  $c_1 > 4c_3 \phi' a'_2 / a_3 + 2\phi'(c_5 a'_2 \phi_G)^2 + 4$ ,  $c_4 = g^{2(r-1)}$ , and

$$\begin{cases} k > \phi' \gamma_1 \\ g > \phi'(k + \gamma_2), \end{cases} \quad (29)$$

where

$$\begin{aligned} \gamma_1 &= c_1 + [c_5 a'_2 (\phi_F \phi_G + \phi_d + \phi_G)^2 + \phi_H^2 + \phi_G \phi_H] \\ \gamma_2 &= \phi_H^2 + \phi_G \phi_H. \end{aligned}$$

Therefore, the proof is completed.

There are many methods to find a canonical realization. For the LTI case, with any Hurwitz matrix  $F_{\text{im}}$ , if one can find  $G_{\text{im}}$  such that  $\{F_{\text{im}}, G_{\text{im}}\}$  is controllable; or find  $H_{\text{im}}$  such that  $\{F_{\text{im}}, H_{\text{im}}\}$  is observable, then the left term can always be found to form a canonical realization. This method is extended to the LTV case [27, Prop. 3], but it cannot ensure the existence of a canonical realization. However, by fixing the structure of  $F_{\text{im}}(\cdot)$ , Proposition 4.4 provides a general method to find an LTV canonical realization, which is extended from the periodic version [21, Prop. 5.1].

**Proposition 4.4** With Assumption 1, suppose  $\{F(\cdot), H(\cdot)\}$  is a regular IM. Set  $F_{\text{im}}(\cdot) = -\alpha_{\text{cr}} I - F^T(\cdot)$  with any constant  $\alpha_{\text{cr}} > 0$ . Then  $F_{\text{im}}(\cdot)$  is UAS. Moreover, the solution to

$$\dot{L}(t) + L(t)F(t) = F_{\text{im}}(t)L(t) + H^T(t)H(t) \quad (30)$$

is a Lyapunov transformation. Finally, a canonical realization is yielded by setting  $G_{\text{im}}(\cdot) = H^T(t)$  and  $H_{\text{im}}(\cdot) = H(\cdot)L^{-1}(\cdot)$ .

**Proof** Because  $\Phi_{F_{\text{im}}}(t, t_0) = e^{-\alpha_{\text{cr}}(t-t_0)} \Phi_F^T(t_0, t)$  and  $F(\cdot)$  is marginally stable,  $F_{\text{im}}(\cdot)$  is UAS for any  $\alpha_{\text{cr}} > 0$ . So the solution to (30) is

$$\begin{aligned} L(t) &= \int_{t_0}^t e^{-\alpha_{\text{cr}}(t-\tau)} \Phi_F^T(\tau, t) H^T(\tau) H(\tau) \Phi_F(\tau, t) d\tau \\ &\quad + e^{-\alpha_{\text{cr}}(t-t_0)} \Phi_F^T(t_0, t) L(t_0) \Phi_F(t_0, t). \end{aligned}$$

Consider any  $\lambda \in \mathbb{R}^q$ ,  $\|\lambda\| = 1$ . Since  $F(\cdot)$  is marginally stable, there exists  $\beta_1 > 0$  such that  $\|\Phi_F(t, t_0)\lambda\| \geq \beta_1$ ,  $\forall t, t_0$ . And there exist constants  $\beta_2, \delta > 0$  such that for all  $t \in \mathbb{R}$ ,  $\int_{t-\delta}^t (H(\tau) \Phi_F(\tau, t-\delta))^T H(\tau) \Phi_F(\tau, t-\delta) d\tau \geq \beta_2 I$ . With  $L(t_0) = \beta_2 I$ ,  $\lambda^T L(t) \lambda \geq e^{-\alpha_{\text{cr}} \delta} \beta_1^2 \beta_2$ . So  $L(\cdot)$  is nonsingular with its inverse UB. The boundedness and differentiability of  $L(\cdot)$  is easy to check, making it a Lyapunov transformation. The proof is completed by Proposition 4.2.

## 5 Robust output regulation

This section demonstrates how to construct a fixed IM to solve Problem 1, with the remaining design procedures such as further lowering its dimension shown in Section 4. Note that there is no requirement on the observability of IM for its construction. Indeed, Problem 1 is solvable with a parameter-dependent controller if  $\{S(\cdot), R(\cdot, \cdot)\}$  is a regular IM, with the IM selected as  $F(\cdot) = S(\cdot)$ ,  $H(\cdot, \cdot) = R(\cdot, \cdot)$ . This can be called well-posedness by extending the concept in [33, Sec. 1.6].

Intrinsic system immersion reveals the dynamics (22) behind  $\Omega(\cdot, \cdot, \cdot)$ , thus enabling one to track how  $\mu$  influences  $\Omega(\cdot, \cdot, \cdot)$  in a general framework without explicitly solving it. This challenges the traditional intuition that treats different parametric uncertainty equally, because their influence is indeed distinct, classified into two categories as formulated in Problem 1. With more details provided later, the interaction uncertainty can only influence the input and the initial value of the dynamic system (22) affinely, so  $\Omega(\cdot, \cdot, \cdot)$  can always be put in the form of (24) and hence, Problem 1 is solved. On the contrary, though the plant uncertainty influences  $b(\cdot, \cdot)$ ,  $M(\cdot, \cdot)$  affinely, inverting  $b(\cdot, \cdot)$  and calculating  $\Phi_M(\cdot, \cdot, \cdot)$  in (22) make an infinite-dimensional IM necessary for robustness in general. However, if the control objective is relaxed to approximate output regulation, a finite-dimensional controller is still available.

Before proceeding, Remark 5.1 explains that intrinsic system immersion are compatible to the robust designs in [27, 38], and demonstrates how to find an IM.

**Remark 5.1** *The periodic robust construction [38, Lem 3.2] requires  $\{S(\cdot), R(\cdot, \cdot)\}$  to be uniformly observable, which is equivalent to assuming  $\Omega(\cdot, \cdot, \cdot)$  in certain I/O expression corresponding to observer canonical form [49, Eg. 2.23]. And the robust design [27, Sec. IV-C] assumes  $R(t, \mu) = R'(t)\gamma(\mu)$  with  $R'(t) \in \mathbb{R}^{1 \times r}$  known and  $\gamma(\mu) \in \mathbb{R}^{r \times \rho}$  uncertain. Now we derive the design in a new approach. Expand  $\gamma(\mu)$  on a fixed basis  $\{E_i\}_{i=1}^N$  as  $\gamma(\mu) = \sum_{i=1}^N \theta_i(\mu)E_i$ , where  $\theta_i(\mu)$  are scalar functions,  $0 < N \leq r\rho$  and  $N = r\rho$  when  $\mu$  can influence the elements of  $\gamma(\mu)$  separately. Substitute it into (20) and change the order, yielding*

$$\Omega(t, t_0, \mu) = H(t)\Phi_F(t, t_0)(\theta(\mu) \otimes I_\rho),$$

where  $\theta(\mu) = [\theta_1(\mu), \dots, \theta_N(\mu)]^T$ , and

$$\begin{aligned} F(t) &= I_N \otimes S(t), \\ H(t) &= R'(t) [E_1 \quad \dots \quad E_N]. \end{aligned}$$

The robust designs in [27, 38] both require some property on  $R(\cdot, \cdot)$ . The former one [38] assumes a Caley-Hamilton-like property, and the latter one [27] requires separating  $\gamma(\mu)$ . Both of them automatically hold for the LTI case, but are a strong requirement for the LTV one. As we will show in Section 5.2, the LTV robustness is different from its LTI counterpart by nature, especially when the plant model is uncertain.

### 5.1 Robustness against Interaction Uncertainty

**Theorem 5.1** *With Assumptions 1-3, consider Problem 1 in the presence of the interaction uncertainty (2) with other parameters known. Then there exists a robust IM in the form of (32).*

**Proof** *The uncertainty  $\mu$  only influences  $\mathcal{O}_S(t, \mu)$ ,  $\mathcal{O}'_S(t, \mu)$ ,  $\mathcal{P}(t, \mu)$ ,  $\mathcal{P}'(t, \mu)$ ,  $N(t, \mu)$ , which are all linear on  $\{P(\cdot, \cdot), Q(\cdot, \cdot)\}$ . Then*

$$\mathcal{O}_S(t, \mu) = \mathcal{O}_{S0}(t) + \sum_{i=1}^{N_Q} \mu_{Q_i} \mathcal{O}_{S_i}(t), \quad (31)$$

where  $\mathcal{O}_{S0}(\cdot)^2$  and  $\mathcal{O}_{S_i}(\cdot)$  are defined by replacing  $Q(\cdot, \cdot)$  in  $\mathcal{O}_S(\cdot, \cdot)$  with  $Q_0(\cdot)$  and  $E_{Q_i}(\cdot)$  respectively. Likewise,

$$\begin{cases} \mathcal{O}'_S(t, \mu) = \mathcal{O}'_{S0}(t) + \sum_{i=1}^{N_Q} \mu_{Q_i} \mathcal{O}'_{S_i}(t) \\ \mathcal{P}(t, \mu) = \mathcal{P}_0(t) + \sum_{i=1}^{N_P} \mu_{P_i} \mathcal{P}_i(t) \\ \mathcal{P}'(t, \mu) = \mathcal{P}'_0(t) + \sum_{i=1}^{N_P} \mu_{P_i} \mathcal{P}'_i(t) \\ N(t, \mu) = N_0(t) + \sum_{i=1}^{N_Q} \mu_{Q_i} N_{Q_i}(t) \\ \quad + \sum_{i=1}^{N_P} \mu_{P_i} N_{P_i}(t), \end{cases}$$

where the terms are defined like (31), and in particular,  $N_{Q_i}(\cdot)$  and  $N_{P_i}(\cdot)$  are defined by replacing  $\{P(\cdot, \cdot), Q(\cdot, \cdot)\}$  in  $N(\cdot, \cdot)$  with  $\{\mathbf{0}, E_{Q_i}(\cdot)\}$  and  $\{E_{P_i}(\cdot), \mathbf{0}\}$ , respectively. Considering (23), the initial value  $\Psi(t_0, \mu)$  is also

<sup>2</sup>The subscript “0” represents the nominal value calculated using nominal parameters, and the definitions are omitted hereafter.

linear on  $\mathcal{O}_S(t_0, \mu)$  and  $\mathcal{P}(t_0, \mu)$ , so define  $\Psi_{Q_i}(t_0), \Psi_{P_i}(t_0)$  by replacing  $\{\mathcal{O}_S(t_0, \mu), \mathcal{P}(t_0, \mu)\}$  in (23) with  $\{\mathcal{O}_{S_i}(t_0), \mathbf{0}\}, \{\mathbf{0}, \mathcal{P}_i(t_0)\}$ , respectively. Finally, (22) yields

$$\begin{aligned}\Omega(t, t_0, \mu) = & \Omega_0(t, t_0) + \sum_{i=1}^{N_Q} \mu_{Q_i} \Omega_{Q_i}(t, t_0) \\ & + \sum_{i=1}^{N_P} \mu_{P_i} \Omega_{P_i}(t, t_0),\end{aligned}$$

where  $\Omega_{Q_i}(t, t_0)$  are defined by replacing  $N(\cdot, \cdot)$  and  $\mathcal{O}'_S(\cdot, \cdot)$  in (22) with  $N_{Q_i}(\cdot)$  and  $\mathcal{O}'_{S_i}(\cdot)$ , respectively, and using  $\Psi_{Q_i}(t_0)$  as the initial value, with  $\Omega_{P_i}(t, t_0)$  defined similarly. Theorem 3.1 ensures that they are all UB. Define  $R_0(t) = \Omega_0(t, t_0)\Phi_S(t_0, t)$ , with  $R_{Q_i}(t), R_{P_i}(t)$  similar, to obtain an IM as

$$\begin{aligned}F(t) &= I_{N+1} \otimes S(t), \\ H(t) &= [R_0(t) \quad R_P(t) \quad R_Q(t)] \\ R_P(t) &= [R_{P1}(t) \quad R_{P2}(t) \quad \cdots \quad R_{PN_P}(t)] \\ R_Q(t) &= [R_{Q1}(t) \quad R_{Q2}(t) \quad \cdots \quad R_{QN_Q}(t)] \\ \Sigma(t_0, \mu) &= \begin{bmatrix} 1 \\ \mu \end{bmatrix} \otimes I_\rho.\end{aligned}\tag{32}$$

**Remark 5.2** Theorem 5.1 takes advantage of the linearity on  $\{P(\cdot, \cdot), Q(\cdot, \cdot)\}$  and the derivation is coordinate-free. It can be regarded as designing sub-IMs of dimension  $\rho$  for the nominal system and each uncertainty channel, which is then combined as (32) of dimension  $\rho(N+1)$ .

## 5.2 Robustness against Plant Uncertainty

This section considers the plant uncertainty. We employ Byrnes-Isidori form throughout this section unless stated otherwise, and drop the subscript “BI” where no confusion arises. We make the following assumption.

**Assumption 4** The system (1) is topologically equivalent to Byrnes-Isidori form, and the parameter uncertainty can be written as

$$\begin{cases} \alpha(t, \mu) &= \alpha_0(t) + \sum_{i=1}^{N_\alpha} \mu_{\alpha i} E_{\alpha i}(t) \\ \beta(t, \mu) &= \beta_0(t) + \sum_{i=1}^{N_\beta} \mu_{\beta i} E_{\beta i}(t) \\ P_{BI}(t, \mu) &= P_{BI0}(t) + \sum_{i=1}^{N_P} \mu_{P_i} E_{P_i}(t) \\ Q(t, \mu) &= Q_0(t) + \sum_{i=1}^{N_Q} \mu_{Q_i} E_{Q_i}(t), \end{cases}$$

and

$$\begin{cases} \eta(t, \mu) &= \eta_0(t) + \sum_{i=1}^{N_\eta} \mu_{\eta i} E_{\eta i}(t) \\ b(t, \mu) &= b_0(t) + \sum_{i=1}^{N_b} \mu_{b i} E_{b i}(t). \end{cases}\tag{33}$$

**Remark 5.3** Note that  $Q(\cdot, \cdot)$  remains invariant under the transformation. Assumption 4 automatically holds when  $\{A(\cdot, \cdot), B(\cdot, \cdot), C(\cdot, \cdot)\}$  is LTI, because the transformation matrix and  $\{A_{BI}(\mu), B_{BI}(\mu)\}$  are constant. Otherwise, it can be approximated to satisfy Assumption 4, for instance, via a Taylor expansion with respect to  $\mu$ . Theorem 5.4 guarantees that the approximation error induces only a bounded tracking error, which diminishes as the approximation accuracy improves. Consequently, the robust design in Theorem 5.4 serves as a general framework.

Some simplified cases are illustrated at first in Theorem 5.2, which allows a finite-dimensional IM. Its proof follows that of Theorem 5.1, thus being omitted.

**Theorem 5.2** With Assumptions 1-4, consider Problem 1. If the high-frequency gain  $b(t)$  and the zero dynamics  $\eta(t)$  are not influenced by  $\mu$ , then there exists a finite-dimensional IM.

According to Theorem 5.2, we focus on  $b(t, \mu), \eta(t, \mu)$  hereafter, because other uncertainty brings no conceptual difficulty.

We now provide Hypothesis 5.1, and then support it with analysis and Lemma 5.1 that details a simplified case.

**Hypothesis 5.1** With Assumptions 1-3, consider Problem 1. If  $b(t, \mu)$  and  $M(t, \mu)$  are uncertain, or if  $b(t, \mu)$  and  $\eta(t, \mu)$  are uncertain under Assumption 4, then an infinite-dimensional IM is necessary, except for some restrictive degeneration conditions.

Hypothesis 5.1 is supported by considering the dynamics (22) of  $\Omega(\cdot, \cdot, \cdot)$ . Because  $\mu$  influences  $b(\cdot, \cdot)$  and  $M(\cdot, \cdot)$  affinely, each of them can generate an infinite-dimensional family of  $\Omega(\cdot, \cdot, \cdot)$  for different  $\mu$ . In particular,  $b(\cdot, \cdot)$  is inverted and takes the form of  $1/b(t, \mu) = 1/(b_0(t) + \mu E(t))$ , which generates an infinite-dimensional function space if  $E(\cdot) \neq c b_0(\cdot), \forall c \in \mathbb{R}$  (See Supplementary S3). If  $\{A(\cdot, \cdot), B(\cdot, \cdot), C(\cdot, \cdot)\}$  is LTI, this obstacle can be avoided by rewriting it as  $1/b(\mu') = \mu' + 1/b_0$  or  $1/b(\mu') = \mu'/b_0$ . As for  $M(\cdot, \cdot)$ , the dimension explosion stems from the transition matrix of  $M(\cdot, \cdot)$ , which cannot preserve the affine dependence on  $\mu$ . This difficulty remains even if the plant is LTI shown as Lemma 5.1, which provides a sufficient yet mild condition calling for an infinite-dimensional IM.

**Lemma 5.1** *With Assumptions 1-4, consider the system (1) where the plant  $\{A_{BI}(\mu), B_{BI}, C_{BI}\}$  is LTI,  $\{S(t), P(t), Q(t)\}$  is  $T$ -periodic, and the uncertainty  $\mu \in \mathcal{P}$  only influences  $\eta(\mu)$ . Then an infinite-dimensional IM is necessary for solving Problem 1, if*

1. *there exists a subsequence  $\{W_{k_n}\}$  (38) of the normalized nonzero Fourier coefficients of the equivalent input (34), which converges at least super-polynomially to the subspace  $V$  spanned by its accumulation point set  $\mathcal{A}$ , and*
2. *there are eigenvalues of  $\eta(\mu)$  varying with  $\mu$  continuously with the others invariant, and a vector  $b^* \in \mathcal{A}$  not orthogonal to the corresponding eigenspace of  $\mathcal{X}$  (35).*

**Proof** According to Floquet theorem, there exists a  $T$ -periodic invertible matrix  $T(t)$  and a constant matrix  $S'$ , such that  $\Phi_S(t, \tau) = T(t)e^{S'(t-\tau)}T^{-1}(\tau)$ , where the eigenvalues of  $S'$  have zero real part because of Assumption 1. By [21, Lem. A.1], (18) has the unique  $T$ -periodic solution  $\Pi_1(t, \mu) = \int_{-\infty}^t e^{\eta(\mu)(t-\tau)} U(\tau) e^{S'(\tau-t)} T^{-1}(t) d\tau$ , where the equivalent input

$$U(t) = (P_1(t) - \beta Q(t))T(t) = \sum_{k \in \mathbb{Z}} U_k e^{jk\omega t} \quad (34)$$

is  $T$ -periodic, thus having Fourier decomposition, and  $\omega = 2\pi/T$ . So  $\Pi_1(t, \mu) = \sum_{k \in \mathbb{Z}} X_k(\mu) e^{jk\omega t} T^{-1}(t)$ , where the frequency gain is  $X_k(\mu) = \int_0^\infty e^{(\eta(\mu) - jk\omega)\sigma} U_k e^{-S'\sigma} d\sigma$ , which converges absolutely because  $\eta(\mu)$  is UAS. Calculations yield  $X_k(\mu)$  satisfies the Sylvester equation  $(\eta(\mu) - jk\omega I)X_k(\mu) - X_k(\mu)S' = -U_k$ . Since the eigenvalues of  $(\eta(\mu) - jk\omega I)$  do not coincide with those of  $S'$ , it has the unique solution  $\text{vec}(X_k(\mu)) = (jk\omega I - \mathcal{X}(\mu))^{-1} \text{vec}(U_k)$ , where

$$\mathcal{X}(\mu) = I \otimes \eta(\mu) - S'^T \otimes I. \quad (35)$$

The Neumann series (See Supplementary S1) yields

$$(zI - \mathcal{X}(\mu))^{-1} = \sum_{i=0}^{\infty} \frac{\mathcal{X}(\mu)^i}{z^{i+1}}, \quad \left\| \frac{\mathcal{X}(\mu)}{z} \right\| < 1. \quad (36)$$

Denote  $\mathcal{F} = \{\Pi_1(t, \mu), \mu \in \mathcal{P}\}$  as the family varying with  $\mu$ . Suppose  $\mathcal{F}$  is of  $m$ -dimensional. Then for any distinct  $\mu_1, \dots, \mu_{m+1} \in \mathcal{P}$ , there exist constants  $c_1, \dots, c_{m+1} \in \mathbb{R}$  that are not all zero, such that  $\sum_{h=1}^{m+1} c_h \Pi_1(t, \mu_h) = 0$  for any  $t \in \mathbb{R}$ . Since  $\{e^{jk\omega t}\}$  are a group of orthogonal bases, it is equivalent to

$$\left( \sum_{h=1}^{m+1} c_h (jk_n\omega - \mathcal{X}(\mu_h))^{-1} \right) W_{k_n} = 0, \quad \forall n \in \mathbb{N}_+, \quad (37)$$

where

$$W_{k_n} = \frac{\text{vec}(U_{k_n})}{\|\text{vec}(U_{k_n})\|}, \quad U_{k_n} \neq 0. \quad (38)$$

Substitute (36) into (37) when  $k_n$  is large enough, obtaining

$$\left( \sum_{i=0}^{\infty} \frac{\mathbf{X}_i}{(jk_n\omega)^{i+1}} \right) W_{k_n} = 0, \quad (39)$$

with  $\mathbf{X}_i = \sum_{h=1}^{m+1} c_h \mathcal{X}^i(\mu_h)$ . Then

$$\mathbf{X}_0 W_{k_n} = -\frac{1}{jk_n\omega} \left( \sum_{i=1}^{\infty} \frac{\mathbf{X}_i}{(jk_n\omega)^{i-1}} \right) W_{k_n}.$$

Since

$$\left\| \sum_{i=1}^{\infty} \frac{\mathbf{X}_i}{(jk_n\omega)^{i-1}} \right\| \leq 2L \sum_{h=1}^{m+1} \|c_h\|, \quad k_n \geq 2\frac{L}{\omega},$$

with  $L = \max_{1 \leq h \leq m+1} \|\mathcal{X}(\mu_h)\|$ , we can obtain  $\lim_{n \rightarrow \infty} \|\mathbf{X}_0 W_{k_n}\| = 0$  and then  $\mathbf{X}_0 b = 0, \forall b \in \mathcal{A}$ . Substitute this to (39) and repeat the above procedures, yielding for all  $b \in \mathcal{A}$ ,

$$\mathbf{X}_i b = 0, \quad i = 0, 1, 2, \dots \quad (40)$$

Here we consider the situation that  $\mathcal{X}(\mu)$  is diagonalizable, and other situations are nothing new but tedious calculations. Considering the eigenvalues of  $\mathcal{X}(\mu)$  is the difference between those of  $\eta(\mu)$  and  $S^T$ , denote  $\{\lambda_1(\mu), \dots, \lambda_{(n-r)\rho}(\mu)\}$  as the eigenvalues of  $\mathcal{X}(\mu)$ , where the former  $f$  ones are influenced by  $\mu$ , and  $\{v_1(\mu), \dots, v_{(n-r)\rho}(\mu)\}$  as its eigenvectors. Choose  $\mu_i$ s such that  $\lambda_{\xi}(\mu_i) \neq \lambda_{\xi'}(\mu_{i'}), i \neq i', \xi, \xi' = 1, \dots, f$ , and all of them are different from the invariant eigenvalues. Decompose  $b^* = \sum_{\xi=1}^{(n-r)\rho} \alpha_{\xi}(\mu_i) v_{\xi}(\mu_i)$ , where  $\alpha_1(\mu_i), \dots, \alpha_f(\mu_i)$  are not all zero for a fixed  $i$  when the perturbation is small enough. Substitute it into (40), yielding

$$\begin{aligned} 0 &= \sum_{\xi=1}^f \sum_{h=1}^{m+1} c_h \alpha_{\xi}(\mu_h) v_{\xi}(\mu_h) \lambda_{\xi}^i(\mu_h) \\ &\quad + \sum_{\xi=f+1}^{(n-r)\rho} \left[ \sum_{h=1}^{m+1} c_h \alpha_{\xi}(\mu_h) v_{\xi}(\mu_h) \right] \lambda_{\xi}^i, \quad i = 0, 1, 2, \dots \end{aligned}$$

Considering the Vandermonde determinant constituted by distinct values of  $\{\lambda_{\xi}^i(\mu)\}$ , it is concluded that  $c_1 = \dots = c_{m+1} = 0$ , thus leading to the contradiction. Therefore,  $\mathcal{F}$  is infinite-dimensional. But (21) reveals a finite-dimensional IM can only generate a finite-dimensional function family, thus calling for an infinite-dimensional one.

**Remark 5.4** The conditions in Lemma 5.1 are mild, and condition 1 is further explained here. It is natural to investigate the situation where  $U(t)$ , albeit periodic, admits infinite Fourier expansion, and Bolzano-Weierstrass theorem indicates that any infinite subsequence  $\{W_{k_n}\}$  has some accumulation points. According to [50, Sec 2.3] and [51, Thm 4.4], the Fourier coefficients decay super-exponentially for an entire function, exponentially for an analytic function with the rate controlled by its poles, and super-polynomially for a smooth function. Though they may oscillate, it is possible to tightly bound them by an envelope. Since the elements of  $U(t)$  are usually either linearly dependent or irrelevant, a subsequence  $\{W_{k_n}\}$  usually converges at least super-polynomially to the direction dominated by the element that decays the most slowly, after removing the cases when it becomes small because of oscillation. Besides, condition 1 is automatically satisfied in special cases of  $U(k) = u(k)C$  with a scalar  $u(k)$ , or  $\{W_k\}$  spans a subspace that does not shrink asymptotically.

The idea behind Lemma 5.1 comes from the essential difference between LTI and periodic cases. In both cases,  $\eta(\mu)$  may exert different gains at different frequencies. For the LTI case, however, there are only finite and accurate frequency components, namely the modes of  $S$ . But for the periodic case, the reference generally has infinite frequency components, thus requiring an infinite-dimensional controller.

The discussion on Hypothesis 5.1 is complete with example 1, which shows that even a simple system can require an infinite-dimensional IM when the LTV plant is uncertain. Besides, it verifies the origin of dimension explosion, because  $b(\cdot, \cdot)$  and  $\Phi_M(\cdot, \cdot, \cdot)$  both provide a  $C^{-1}(\cdot, \cdot)$  in the denominator of  $\Omega(\cdot, \cdot, \cdot)$ , which makes  $\mathcal{F}$  infinite-dimensional.

**Example 1** Consider a periodic system of the form (1), where  $A = 0, B = 1, C(t, \mu) = \sin(t) + 2 + \mu, Q = 1, P = 0, S = 0$  and  $\mu \in [-0.5, 0.5]$ . This satisfies Assumptions 1-3. Calculations yield  $r = 1, b(t, \mu) = \mathcal{O}_A(t, \mu) = C(t, \mu), \mathcal{O}'_A(t, \mu) = \dot{C}(t, \mu), \mathcal{O}_S = 1, \mathcal{O}'_S = \mathcal{P} = \mathcal{P}' = 0$ . Then  $M(t, \mu) = -\dot{C}(t, \mu)/C(t, \mu), N = 0, \Phi_M(t, t_0, \mu) = C(t_0, \mu)/C(t, \mu), \Phi_S = 1$  and  $\Psi(t_0, \mu) = -1/C(t_0, \mu)$ . Finally,  $\Omega(t, t_0, \mu) = \dot{C}(t, \mu)/C^2(t, \mu) = \cos(t)/(\sin(t) + 2 + \mu)^2$ . Note the family

$$\mathcal{F} = \left\{ \Omega_{\mu}(t) = \frac{\cos(t)}{(\sin(t) + 2 + \mu)^2} \mid \mu \in [-0.5, 0.5] \right\}$$

is infinite-dimensional (See Supplementary S3). Therefore, it is impossible for a finite-dimensional IM to reproduce all of  $\Omega(\cdot, \cdot, \cdot)$  by only varying the initial value  $\Lambda(t_0, \mu)$  in (21). In another perspective, since it cannot be written in the form of (24), Problem 1 cannot be solved according to Proposition 4.1.

Hypothesis 5.1 indicates that it is natural for an infinite-dimensional IM to occur when plant uncertainty exists, which is the essential difference between LTI and LTV cases. This makes the existing robust constructions invalid, because they can only handle the finite-dimensional case. Hence, we design a robust yet infinite-dimensional IM, and then truncate it to finite dimensions.

### 5.2.1 Infinite-dimensional Internal Model

An infinite-dimensional IM corresponds to an infinite-dimensional controller, so controller (3) should be extended to the followings

$$\begin{aligned}\dot{\zeta} &= \mathbb{F}(t)\zeta + \mathbb{G}(t)e \\ u &= \mathbb{H}(t)\zeta,\end{aligned}$$

where  $\zeta \in Z$  represents the state of the controller, and  $Z$  is a Banach space. Moreover,  $\mathbb{F} \in C(\mathbb{R}, \mathcal{L}(Z))$ ,  $\mathbb{G} \in C(\mathbb{R}, \mathcal{L}(\mathbb{R}, Z))$  and  $\mathbb{H} \in C(\mathbb{R}, \mathcal{L}(Z, \mathbb{R}))$ . Accordingly, Proposition 3.1 is extended to Proposition 5.1, and then an infinite-dimensional IM is shown in Theorem 5.3, where we relax the restriction on the smoothness to match the infinite-dimensional property.

**Proposition 5.1** *With Assumption 1, suppose there exists a UAS strongly continuous evolution family associated to the closed-loop system. Then it solves Problem 1 if there exist mappings  $\Pi \in C^\infty(\mathbb{R} \times \mathbb{R}^N, \mathbb{R}^{n \times \rho})$ ,  $R \in C^\infty(\mathbb{R} \times \mathbb{R}^N, \mathbb{R}^{1 \times \rho})$  and  $\Sigma_\infty \in C(\mathbb{R} \times \mathbb{R}^N, \mathcal{L}(\mathbb{R}^\rho, Z))$  satisfying (5)-(6) and*

$$\begin{aligned}\dot{\Sigma}_\infty(t, \mu) + \Sigma_\infty(t, \mu)S(t) &= \mathbb{F}(t)\Sigma_\infty(t, \mu) \\ R(t, \mu) &= \mathbb{H}(t)\Sigma_\infty(t, \mu).\end{aligned}\tag{41}$$

**Proof** Combine the proofs for the LTV finite-dimensional case [22, Thm. 2.1] and the periodic infinite-dimensional case [29, Thm. 1].

**Theorem 5.3** *With Assumptions 1-4, consider Problem 1 in the presence of uncertainty (33) with other parameters known. There exist constants  $\phi_1, \phi_2 > 0$  such that  $\|\Phi_{\eta_0}(t, s)\| \leq \phi_1 e^{-\phi_2(t-s)}$ , for any  $t \geq s$ , and suppose there exist positive constants  $g_1 < 1/N_b$ , and  $g_2 < \phi_2/(\phi_1 N_\eta)$  such that*

$$\begin{cases} \|\mu_{bi}E_{bi}(t)\| < g_1\|b_0(t)\|, i = 1, \dots, N_b, \\ \|\mu_{\eta i}E_{\eta i}(t)\| < g_2, i = 1, \dots, N_\eta. \end{cases}\tag{42}$$

Then there exists an infinite-dimensional IM in the form of (49).

**Proof** The condition (42) is equivalent to

$$\begin{cases} \|\mu_b\|_\infty, \|\mu_\eta\|_\infty \leq 1 \\ \|E_{bi}(t)\| < g_1\|b_0(t)\|, i = 1, \dots, N_b, \\ \|E_{\eta i}(t)\| < g_2, i = 1, \dots, N_\eta. \end{cases}$$

We first expand  $b^{-1}(t, \mu)$  in the Neumann series, that is,

$$b^{-1}(t, \mu) = \sum_{j=0}^{\infty} b_0^{-(j+1)}(t) \left( - \sum_{i=1}^{N_b} \mu_{bi} E_{bi}(t) \right)^j,\tag{43}$$

which converges when  $\|b_0^{-1}(t) \sum_{i=1}^{N_b} \mu_{bi} E_{bi}(t)\| < 1$ . When expanding the bracket, there come countably infinite crossing terms between  $\mu_{bi}$ , and the  $j$ -th order term takes the form of

$$\binom{j}{j_1, j_2, \dots, j_{N_b}} \mu_{b1}^{j_1} \dots \mu_{bN_b}^{j_{N_b}} \frac{E_{b1}^{j_1}(t) \dots E_{bN_b}^{j_{N_b}}(t)}{b_0^{j+1}(t)},$$

where the parenthesis means the multinomial coefficient (See Supplementary S1),  $j_1 + \dots + j_{N_b} = j$ , and  $j_1, \dots, j_{N_b} \geq 0$ . Renaming the coefficients  $\mu_{b1}^{j_1} \dots \mu_{bN_b}^{j_{N_b}}$  as  $\mu'_{bi}$  and the remaining functions including the multinomial coefficients as  $b_i^{-1}(t)$ , we can retrieve the affine dependency but in an infinite form

$$b^{-1}(t, \mu) = b_0^{-1}(t) + \sum_{i=1}^{\infty} \mu'_{bi} b_i^{-1}(t).\tag{44}$$

Denote the  $i$  in  $\mu'_{bi}$  from the  $j$ -th order constitutes the set  $\mathcal{B}_j$ , yielding

$$\sum_{i \in \mathcal{B}_j} \|b_i^{-1}(t)\| < \frac{(g_1 N_b)^j}{\|b_0(t)\|}. \quad (45)$$

Then according to Lemma A.2,  $\Phi_\eta(t, t_0, \mu)$  is expanded as

$$\Phi_\eta(t, t_0, \mu) = \Phi_{\eta_0}(t, t_0) \sum_{i=0}^{\infty} \mathcal{I}_i(t, t_0, \mu), \quad (46)$$

where  $\mathcal{I}_0(t, t_0, \mu) = I$ , and for  $i \geq 1$ ,

$$\mathcal{I}_i(t, t_0, \mu) = \int_{t_0}^t \Phi_{\eta_0}(t_0, \tau) \eta_\delta(\tau, \mu) \Phi_{\eta_0}(\tau, t_0) \mathcal{I}_{i-1}(\tau, t_0) d\tau,$$

with  $\eta_\delta(t, \mu) = \sum_{i=1}^{N_\eta} \mu_{\eta i} E_{\eta i}(t)$ . Similar to the above procedures, countably infinite crossing terms occur taking the form of

$$\mu_{\eta 1}^{j_1} \cdots \mu_{\eta N_\eta}^{j_{N_\eta}} \sum_{\sigma(j_1, \dots, j_{N_\eta})} \mathcal{J}_\sigma^j(t, t_0),$$

where  $j_1 + \cdots + j_{N_\eta} = j$  and  $j_1, \dots, j_{N_\eta} \geq 0$ .  $\sigma(j_1, \dots, j_{N_\eta})$  is the permutation of the multiset containing  $j_1$  copies of 1,  $j_2$  copies of 2,  $\dots$ , and  $j_{N_\eta}$  copies of  $N_\eta$ , with the total permutation number  $\binom{N_\eta}{j_1, \dots, j_{N_\eta}}$ . And

$$\begin{aligned} & \mathcal{J}_{\{a_1, \dots, a_j\}}^j(t, t_0) \\ &= \int_{t_0}^t \Phi_{\eta_0}(t, \tau_1) E_{\eta a_1}(\tau_1) \int_{t_0}^{\tau_1} \Phi_{\eta_0}(\tau_1, \tau_2) E_{\eta a_2}(\tau_2) \cdots \\ & \quad \int_{t_0}^{\tau_{j-1}} \Phi_{\eta_0}(\tau_{j-1}, \tau_j) E_{\eta a_j}(\tau_j) \Phi_{\eta_0}(\tau_j, t_0) d\tau_j \cdots d\tau_2 d\tau_1. \end{aligned}$$

Renaming the coefficients  $\mu_{\eta 1}^{j_1} \cdots \mu_{\eta N_\eta}^{j_{N_\eta}}$  as  $\mu'_{\eta i}$  and the remaining sum of functions as  $\Phi_{\eta i}(t, t_0)$ , the affine dependency is retrieved as

$$\Phi_\eta(t, t_0, \mu) = \Phi_{\eta_0}(t, t_0) + \sum_{i=1}^{\infty} \mu'_{\eta i} \Phi_{\eta i}(t, t_0). \quad (47)$$

Note  $\Phi_{\eta i}(t, t_0)$ ,  $i \geq 1$  are not real transition matrices. Denote the  $i$  in  $\mu'_{\eta i}$  from the  $j$ -th order constitutes the set  $\mathcal{E}_j$ . Similar to (A.4),

$$\sum_{i \in \mathcal{E}_j} \|\Phi_{\eta i}(t, t_0)\| < \phi_1 e^{-\phi_2(t-t_0)} \frac{(\phi_1 g_2 N_\eta(t-t_0))^j}{j!}. \quad (48)$$

The following proof is similar to that of Theorem 5.1. Since only  $\eta(\cdot, \cdot)$ ,  $b(\cdot, \cdot)$  is uncertain in Byrnes-Isidori form,  $\mathcal{O}'_A(t)$ ,  $\mathcal{P}(t)$ ,  $\mathcal{P}'(t)$  are not influenced by  $\mu$ . Substitute (47) into (14) to obtain

$$\Pi(t, \mu) = \Pi_0(t) + \sum_{i=1}^{\infty} \mu'_{\eta i} \Pi_i(t),$$

where  $\Pi_0(\cdot)$  is defined by replacing  $\Phi_\eta(t, t_0, \mu)$  in  $\Pi(t, \mu)$  with  $\Phi_{\eta_0}(t, t_0)$ , and  $\Pi_i(\cdot)$  is defined by replacing  $(\mathcal{O}_S(\cdot) + \mathcal{P}(\cdot))$  and  $\Phi_\eta(t, t_0, \mu)$  with  $\mathbf{0}$  and  $\Phi'_{\eta i}(t, t_0)$ , respectively. Substitute this with (44) into (11), yielding

$$\begin{aligned} R(t, \mu) &= R_0(t) - b_0^{-1}(t) \mathcal{O}'_A(t) \sum_{i=1}^{\infty} \mu'_{\eta i} \Pi_i(t) \\ &\quad - \sum_{i=1}^{\infty} \mu'_{bi} b_i^{-1}(t) (\mathcal{O}'_A(t) \Pi_0(t) + \mathcal{O}'_S(t) + \mathcal{P}'(t)) \\ &\quad - \sum_{i=1}^{\infty} \mu'_{bi} b_i^{-1}(t) \mathcal{O}'_A(t) \sum_{i=1}^{\infty} \mu'_{\eta i} \Pi_i(t). \end{aligned}$$



Define  $\mu'_{b0} = \mu'_{\eta0} = 1$ . Sort the crossing terms as  $\{\mu'_{bi}\mu'_{\eta k} \mid i+k=m; i=0,1,\dots,m; m=1,2,3,\dots\}$ , which is countable, and denote them according to the order as  $\{\mu'_{Ri}\}$ , with the corresponding function as  $\{R_i(t)\}$ , obtaining

$$R(t, \mu) = R_0(t) + \sum_{i=1}^{\infty} \mu'_{Ri} R_i(t).$$

Hence,

$$\begin{aligned} \mathbb{F}(t) &= I_{\infty} \otimes S(t), \\ \mathbb{H}(t) &= [R_0(t) \quad R_1(t) \quad R_2(t) \quad \dots] \\ \Sigma_{\infty}(t_0, \mu) &= \begin{bmatrix} 1 \\ \mu'_R \end{bmatrix} \otimes I_{\rho}. \end{aligned} \tag{49}$$

Since  $\|\mu'_R\|_{\infty} \leq 1$ , [29, Thm. 2] indicates that the classical solution to (41) is  $\Sigma_{\infty}(t, \mu) = U_{\mathbb{F}}(t, t_0) \Sigma(\mu) \Phi_S(t_0, t)$ . Adopt the constant  $\phi' > 1$  to denote the generic upper bound for the UB values, and then combine (45), (48), (A.1)-(A.2) to obtain

$$\|\mathbb{H}(t)\| < \frac{\phi'}{1 - g_1 N_b} \left( 2 + \frac{\phi_1^2 g_2 N_{\eta}}{(\phi_2 - \phi_1 g_2 N_{\eta})^2} \right).$$

Therefore,  $\mathbb{H}(\cdot) \in C(\mathbb{R}, \mathcal{L}(Z, \mathbb{R}))$ , meaning  $\{\mathbb{F}(\cdot), \mathbb{H}(\cdot)\}$  is an IM.

**Remark 5.5** Theorem 5.3 provides another explanation for the origin of the infinite-dimensional IM. There come infinite crossing terms between  $\mu$ , leading to nonlinearity. Though they only have finite degrees of freedom, we can only treat them as if they were independent to match the linearity of the controller; unless  $E_{\eta,i}(\cdot)$  and  $\eta_0(\cdot)$  satisfy some commutative property, such that the high-order terms in Peano-Baker series (46) vanish, with only finite terms left. But this condition is difficult to satisfy.

Considering that an infinite-dimensional controller is impractical, a finite-dimensional one is pursued instead, which can realize approximate output regulation.

### 5.2.2 Finite-dimensional Controller for Approximate Output Regulation

Although a finite-dimensional IM is not able to completely handle the robustness, it can still achieve approximate output regulation with a bounded error, which can be arbitrarily small by increasing the dimension of IM. This is achieved by finding an approximate IM in Lemma 5.2, and then using it to construct the controller in Theorem 5.4.

**Lemma 5.2** With Assumptions 1-4, consider Problem 1 in the presence of uncertainty (33) with other parameters known. There exist constants  $\phi_1, \phi_2 > 0$  such that  $\|\Phi_{\eta_0}(t, s)\| \leq \phi_1 e^{-\phi_2(t-s)}$ , for any  $t \geq s$ , and suppose there exist positive constants  $g_1 < \phi_b/N_b$ , and  $g_2 < \phi_2/(2\phi_1 N_{\eta})$  such that

$$\begin{cases} \|\mu_{bi} E_{bi}(t)\| < g_1, i = 1, \dots, N_b, \\ \|\mu_{\eta i} E_{\eta i}(t)\| < g_2, i = 1, \dots, N_{\eta}. \end{cases} \tag{50}$$

Then there exists an approximate IM  $\{F(\cdot), H(\cdot)\}$  shown as (53), which means there exist UB mappings  $\Pi \in C^{\infty}(\mathbb{R} \times \mathbb{R}^N, \mathbb{R}^{n \times \rho})$ ,  $\Sigma \in C^{\infty}(\mathbb{R} \times \mathbb{R}^N, \mathbb{R}^{\nu \times \rho})$ ,  $R \in C^{\infty}(\mathbb{R} \times \mathbb{R}^N, \mathbb{R}^{1 \times \rho})$  and  $\Delta_R \in C^{\infty}(\mathbb{R} \times \mathbb{R}^N, \mathbb{R}^{1 \times \rho})$ , such that they satisfy the RE (5)-(6) and

$$\begin{aligned} \dot{\Sigma}(t, \mu) + \Sigma(t, \mu) S(t) &= F(t) \Sigma(t, \mu), \\ R(t, \mu) &= H(t) \Sigma(t, \mu) + \Delta_R(t, \mu). \end{aligned}$$

**Proof** The condition (50) is equivalent to

$$\begin{cases} \|\mu_b\|_{\infty} \leq g_1/g'_1, \\ \|E_{bi}(t)\| < g'_1, i = 1, \dots, N_b, \\ \|\mu_{\eta}\|_{\infty} \leq g_2/g'_2, \\ \|E_{\eta i}(t)\| < g'_2, i = 1, \dots, N_{\eta}, \end{cases}$$

by fixing the constants  $g'_1 > \phi_b/N_b, g'_2 > \phi_2/(\phi_1 N_{\eta})$ . Moreover, denote  $\|\dot{E}_{bi}(t)\| \leq g''_1, \|\dot{b}_0(t)\| \leq \phi''_b$  for some constants  $g''_1, \phi''_b > 0$ .

We first truncate (43) to the  $k_b$ -th order approximation as

$$b^{-1}(t, \mu) = \sum_{j=0}^{k_b} b_0^{-(j+1)}(t) \left( -\sum_{i=1}^{N_b} \mu_{bi} E_{bi}(t) \right)^j + \Delta_b^{k_b}(t, \mu),$$

and the  $k_b$ -th order truncation error satisfies

$$\left\| \Delta_b^{k_b}(t, \mu) \right\| \leq \frac{(g_1 N_b / \phi_b)^{k_b+1}}{\phi_b - g_1 N_b},$$

which is calculated using the summation formula of the geometric sequence. Then we truncate (46) to the  $k_\eta$ -th order approximation as

$$\Phi_\eta(t, t_0, \mu) = \Phi_{\eta_0}(t, t_0) \sum_{j=0}^{k_\eta} \mathcal{I}_j(t, t_0, \mu) + \Delta_\eta^{k_\eta}(t, t_0, \mu),$$

where the  $k_\eta$ -th order truncation error is

$$\Delta_\eta^{k_\eta}(t, t_0, \mu) = \sum_{j=k_\eta+1}^{\infty} \Phi_{\eta_0}(t, t_0) \mathcal{I}_j(t, t_0, \mu). \quad (51)$$

Corollary A.1 indicates that

$$\begin{aligned} & \left\| \Delta_\eta^{k_\eta}(t, t_0, \mu) \right\| \\ & \leq \phi_1 e^{-(\phi_2 - \phi_1 g_2 N_\eta)(t-t_0)} \frac{(\phi_1 g_2 N_\eta (t-t_0))^{k_\eta+1}}{(k_\eta+1)!}. \end{aligned}$$

Follow the proof of Theorem 5.3 to obtain

$$\begin{cases} \Pi(t, \mu) &= \Pi_0(t) + \sum_{i=1}^{N'_\eta} \mu'_{\eta i} \Pi_i(t) + \Delta_\Pi^{k_\eta}(t, \mu) \\ R(t, \mu) &= R_0(t) + \sum_{i=1}^{N_R} \mu'_{Ri} R_i(t) + \Delta_R^{k_b, k_\eta}(t, \mu), \end{cases}$$

with  $\Delta_{\Pi, u}^{k_\eta}(t, \mu) = \mathbf{0}_{r \times n}$ , and

$$\begin{aligned} \Delta_{\Pi, l}^{k_\eta}(t, \mu) &= \int_{t_0}^t \Delta_\eta^{k_\eta}(t, \tau, \mu) \\ &\quad \cdot (P_1(\tau) - \beta(\tau)Q(\tau))\Phi_S(\tau, t) d\tau, \end{aligned}$$

and the final approximation error

$$\begin{aligned} \Delta_R^{k_b, k_\eta}(t, \mu) &= -\Delta_b^{k_b}(t, \mu)[\mathcal{O}'_A(t)\Pi(t, \mu) + \mathcal{O}'_S(t) + \mathcal{P}'(t)] \\ &\quad - [b^{-1}(t, \mu) - \Delta_b^{k_b}(t, \mu)]\mathcal{O}'_A(t)\Delta_\Pi^{k_\eta}(t, \mu). \end{aligned}$$

Denote the constant  $\phi' > 1$  as the generic upper bound for the UB values, and then

$$\begin{aligned} & \left\| \Delta_R^{k_b, k_\eta}(t, \mu) \right\| < \frac{\phi'}{\phi_b - g_1 N_b} \\ & \cdot \left( \left( \frac{g_1 N_b}{\phi_b} \right)^{k_b+1} + \frac{\phi_1}{\phi_2 - \phi_1 g_2 N_\eta} \left( \frac{\phi_1 g_2 N_\eta}{\phi_2 - \phi_1 g_2 N_\eta} \right)^{k_\eta+1} \right). \end{aligned} \quad (52)$$

Therefore, the approximate IM is

$$\begin{aligned} F(t) &= I_{N_R+1} \otimes S(t), \\ H(t) &= [R_0(t) \quad R_1(t) \quad R_2(t) \quad \cdots \quad R_{N_R}(t)]. \end{aligned} \quad (53)$$

Besides,  $\|F(\cdot)\| = \|S(\cdot)\|$ , and similar to the proof of Theorem 5.3, the final bound is given by  $\|H(\cdot)\| < \phi_G, \|\dot{H}(\cdot)\| < \phi'_G$ , where

$$\begin{aligned} \phi_G &= \phi' \frac{(g'_1 N_b / \phi_b)^{k_b+1}}{g'_1 N_b - \phi_b} \left( 1 + (\phi_1 + \phi_2) \frac{(\phi_1 g'_2 N_\eta / \phi_2)^{k_\eta+1}}{\phi_1 g'_2 N_\eta - \phi_2} \right) \\ \phi'_G &= \left[ (k_b+1) \left( \frac{g''_1}{g'_1} + \frac{\phi'_b}{\phi_b} \right) + 1 \right] \phi_G. \end{aligned} \quad (54)$$

Here we use the relationship

$$\begin{aligned} & \dot{\mathcal{J}}_{\{a_1, \dots, a_j\}}^j(t, t_0) \\ &= E_{\eta, a_1}(t) \mathcal{J}_{\{a_2, \dots, a_j\}}^{j-1}(t, t_0) + \eta_0(t) \mathcal{J}_{\{a_1, \dots, a_j\}}^j(t, t_0), \end{aligned} \quad (55)$$

and  $\|\mathcal{J}_*^{j-1}(t, t_0)\| \leq \|\mathcal{J}_*^j(t, t_0)\|$  for  $j = 1, 2, \dots$ .

**Remark 5.6** Lemma 5.2 reallocates the norm in (50) to prevent the high-order items in  $H(\cdot)$  from vanishing. Indeed, the bound of  $H(\cdot)$  and  $\dot{H}(\cdot)$  both grow at a rate commensurate with the number of their terms.

**Remark 5.7** Lemma 5.2 constructs the approximate IM by restricting the order of (43) and (46), and there are other approximation methods. For example, if the plant is LTI and the reference is  $T$ -periodic, one can decompose it as Fourier series and reserve finite components. The filtered reference can be generated by an LTI exosystem  $\{S', P', Q'\}$ , making the problem degrade to the LTI case.

**Theorem 5.4** With Assumptions 1-4, consider Problem 1 in the presence of the plant uncertainty (33) with other parameters known. Suppose the approximate IM constructed in (53) satisfies  $\int_{t-\delta}^t (H(\tau)\Phi_F(\tau, t-\delta))^T H(\tau)\Phi_F(\tau, t-\delta) d\tau \geq \beta I$  for constants  $\delta, \beta > 0$ , which are irrelevant to the approximation orders. Then there exists a constant  $\mu^* > 0$ , such that for  $\|\mu\|_\infty \leq \mu^*$ , the controller (27) constructed according to Propositions 4.3-4.4 achieves approximate output regulation, meaning when  $t$  is large enough, the error satisfies

$$\|e(t)\| < \phi' \phi_w \phi_a(k_b, k_\eta),$$

where the constant  $\phi'$  depends on the closed-loop system and is irrelevant to the approximation order, and  $\phi_w$  depends only on the scale of  $w$ . Moreover, we can always choose appropriate controller parameters such that the tracking error goes to zero when increasing the approximation order  $k_b$  and  $k_\eta$  both to infinity.

**Proof** Denote  $\phi' > 0$  as a generic constant that may vary line-to-line but remains independent of  $k, g, k_b, k_\eta$  and  $t$ . The stabilization in Proposition 4.3 still works for any approximation order  $\{k_b, k_\eta\}$ , so  $A_{cl}(t, \mu)$  is UAS and  $\|\Phi_{cl}(t, s, \mu)\| \leq \phi_{cl} e^{-\alpha_{cl}(t-s)}$ ,  $\forall t \geq s$  for some constants  $\phi_{cl}(k_b, k_\eta), \alpha_{cl}(k_b, k_\eta) > 0$ . The Lyapunov transformation  $\tilde{x} = x - \Pi(t, \mu)w$ ,  $\tilde{\xi} = \xi - \Sigma(t, \mu)\xi$  yields

$$\begin{bmatrix} \dot{\tilde{x}} \\ \dot{\tilde{\xi}} \end{bmatrix} = A_{cl}(t, \mu) \begin{bmatrix} \tilde{x} \\ \tilde{\xi} \end{bmatrix} + \begin{bmatrix} B(t, \mu) \Delta_R^{k_b, k_\eta}(t, \mu) \\ 0 \end{bmatrix} w.$$

Since  $e = C(t, \mu)\tilde{x}$ , we obtain that when  $t \rightarrow \infty$ ,

$$e(t) \rightarrow C(t, \mu) \int_{-\infty}^t \Phi_{cl}(t, \tau, \mu) \begin{bmatrix} B(\tau, \mu) \Delta_R^{k_b, k_\eta}(t, \mu) \\ 0 \end{bmatrix} w(\tau) d\tau.$$

Furthermore, when  $t$  is large enough,

$$\|e(t)\| \leq \phi' \phi_w \frac{\phi_{cl}(k_b, k_\eta)}{\alpha_{cl}(k_b, k_\eta)} \sup_{t, \mu \in \mathcal{P}} \left\| \Delta_R^{k_b, k_\eta}(t, \mu) \right\|. \quad (56)$$

The left is to estimate  $\alpha_{cl}(k_b, k_\eta)$  and  $\phi_{cl}(k_b, k_\eta)$ .

Recall the Lyapunov function (28), and pick the undetermined coefficients as twice of their lower bounds, namely  $c_5 = 10/a'_3$ ,  $c_3 = 4[\phi'(c_5 a'_2 \phi_G)^2 + 2]/a_3$ ,  $c_1 = 4[2c_3 \phi' a_2^2/a_3 + \phi'(c_5 a'_2 \phi_G)^2 + 2]$ . Considering  $\alpha_{cl}(k_b, k_\eta)$ , we have shown  $\dot{V}(t, \mathbf{x}, \mu) \leq -\gamma V(t, \mathbf{x}, \mu)$  for some constant  $\gamma > 0$ . Note the diagonal structure of  $\hat{P}(t, \mu)$  and  $\hat{Q}$ , and obtain

$$\gamma = \inf_{t, \mu \in \mathcal{P}} \min_{x \neq 0} \frac{\hat{X}^T \hat{Q} \hat{X}}{\hat{\mathbf{x}}^T \hat{P}(t, \mu) \hat{\mathbf{x}}} \geq \min_{1 \leq i \leq 5} \frac{\hat{Q}_i}{\sup_{t, \mu \in \mathcal{P}} \{\|\hat{P}_i(t, \mu)\|\}},$$

where  $\hat{Q}_i$  and  $\hat{P}_i(\cdot, \cdot)$  represents the  $i$ -th block diagonal entry. According to Proposition 4.4, pick  $\alpha_{cr} = a'_3/2 + \phi_S$  and  $P_F(t) = I$ , with  $\|S(\cdot)\| \leq \phi_S$ . Fix  $K, a'_3$  such that  $1/(4\|P_K\|), a'_3/2 \geq a_3/4a_2$ . So if (29) is strengthened as

$$\begin{cases} k > \phi'(\gamma_1 + \frac{a_3}{2a_2}) \\ g > \phi'(k + \gamma_2 + \frac{a_3}{4a_2}), \end{cases}$$

then it is ensured  $\gamma \geq a_3/4a_2$ , meaning that the decay rate of the closed-loop system is restricted only by that of zero-dynamics  $\eta(\cdot, \cdot)$ . Hence,  $\alpha_{cl} = a_3/8a_2$ .

Then considering  $\phi_{cl}(k_b, k_\eta)$ , denote  $\phi_{p1} = \sup_{t, \mu \in \mathcal{P}} \{\|P^{-1}(t, \mu)\|\}$  and  $\phi_{p2} = \sup_{t, \mu \in \mathcal{P}} \{\|P(t, \mu)\|\}$ , where  $P(t, \mu) = T^T(t, \mu)\hat{P}(t, \mu)T(t, \mu)$ . Calculations yield  $\phi_{p1} \leq \phi'\phi_G^2$ . According to the Rayleigh quotient,  $\phi_{p2} = \max_{x \neq 0, t, \mu \in \mathcal{P}} \frac{x^T P(t, \mu) x}{x^T x} \leq \phi'\phi_G^4 g^{2(r-1)}$ . Since  $\|\mathbf{x}(t)\|^2/\phi_{p1} \leq V(t) \leq V(t_0) \leq \phi_{p2}\|\mathbf{x}(t_0)\|^2$ , we have  $\|\mathbf{x}(t)\| \leq \sqrt{\phi_{p1}\phi_{p2}}\|\mathbf{x}(t_0)\|$ , i.e.,  $\phi_{cl}(k_b, k_\eta) = \phi'\phi_G^3 g^{r-1}$ .

Recalling (54),  $\phi_F = \phi_S$ ,  $\phi_G$  is the upper bound of  $\|H(\cdot)\|$ ,  $\phi_H = \phi' \phi_G$ , and  $\phi_d = \phi' \phi'_G$ . Note  $\phi_G < \phi_d$ , and pick  $k = \phi'(2\gamma_1 + a_3/a_2)$ ,  $g = \phi'(2k + \gamma_2 + a_3/2a_2)$ . Substitute all of this into (56), yielding

$$\|e(t)\| \leq \phi' \phi_w (\phi'_G)^{2r+1} \sup_{t, \mu \in \mathcal{P}} \left\| \Delta_R^{k_b, k_\eta}(t, \mu) \right\|,$$

when  $t$  is large enough. Recalling (52), it is concluded that if  $g_1, g_2$  are small enough, the error bound goes to zero by increasing  $k_b, b_\eta$  to infinity.

## 6 Illustrative Example

A great advantage of the proposed robust design is that it does not require the explicit solution, with numerical calculation methods demonstrated here. The solution  $\Pi_{0,1}(\cdot)$  in (14) can be integrated numerically according to (18) with  $\Pi_{0,1}(t_0) = \mathbf{0}$ . And  $\Pi_{i,1}(\cdot)$  associated with the approximation of  $\Phi_\eta(t, t_0, \mu)$  can be obtained by integrating iteratively from  $\Pi_{0,1}(\cdot)$ . Recalling (55), denote  $\Pi_{\{a_1, \dots, a_j\}, l}^j(\cdot)$  as the solution corresponding to  $\mathcal{J}_{\{a_1, \dots, a_j\}}^j(t, t_0)$ , thus yielding

$$\begin{aligned} \dot{\Pi}_{\{a_1, \dots, a_j\}, l}^j(t) &= \eta_0(t) \Pi_{\{a_1, \dots, a_j\}, l}^j(t) - \Pi_{\{a_1, \dots, a_j\}, l}^j(t) S(t) \\ &\quad + E_{\eta, a_1}(t) \Pi_{\{a_2, \dots, a_j\}, l}^{j-1}(t). \end{aligned}$$

Now consider the non-periodic LTV problem of tuning the angular displacement of a controlled pendulum according to that of another one, which is modified from the example in [38]. The parameters of the system (1) are given as

$$\begin{aligned} S(t) &= \begin{bmatrix} 0 & 1 \\ -a - 2d(\cos(2t) + \cos(\sqrt{2}t)) & 0 \end{bmatrix}, \\ Q(\mu) &= [-\varepsilon'(\mu) \quad -1], \quad P = \mathbf{0}, \\ A &= \begin{bmatrix} 0 & 1 \\ -a & 0 \end{bmatrix}, \quad B = \begin{bmatrix} 0 \\ b \end{bmatrix}, \\ C(\mu) &= [\varepsilon(\mu) \quad 1], \end{aligned}$$

where  $a = 1.6, b = 1, d = 0.1$ , and  $\varepsilon(\mu) \in [0.75, 1.25], \varepsilon'(\mu) \in [0.3, 1.7]$  are uncertain parameters. It is calculated that  $r = 1$ . Transform the system into Byrnes-Isidori form and rewrite it in the framework of Problem 1, yielding

$$\begin{aligned} Q(\mu) &= Q_0 + \mu_3 E_Q, \quad P_{\text{BI}} = \mathbf{0}, \\ A_{\text{BI}}(\mu) &= A_0 + \mu_1 E_{A1} + \mu_2 E_{A2}, \quad B_{\text{BI}} = \begin{bmatrix} b \\ 0 \end{bmatrix}, \\ C_{\text{BI}} &= [1 \quad 0], \end{aligned}$$

and  $Q_0 = [-\varepsilon'_0, -1]$ ,  $E_Q = [-1, 0]$ ,  $A_0 = [\varepsilon_0, -a - \varepsilon_0^2; \beta, \eta_0]$ ,  $E_{A1} = [1, 0; 0, E_\eta]$ ,  $E_{A2} = [0, -1; 0, 0]$  with  $S(\cdot)$  invariant, where  $\varepsilon_0 = \varepsilon'_0 = 1$ ,  $\beta = 1, \eta_0 = -\varepsilon_0$ ,  $E_\eta = -1$ ,  $\mu_1 \in [-0.25, 0.25], \mu_2 \in [-0.4375, 0.5625]$  and  $\mu_3 \in [-0.7, 0.7]$ . Note that the system is minimum-phase, and  $\mu_2$  is introduced additionally to handle  $\varepsilon^2(\mu)$  in  $A_{\text{BI}}(\mu)$ . We omit “BI” hereafter. The simulations are conducted in MATLAB<sup>TM</sup> Simulink. To clearly reveal the robustness of the proposed controllers, the interaction uncertainty and the plant uncertainty are testified separately, with  $w(0) = [0.5, -1]^T$ ,  $L(0) = I$ ,  $d_0 = 5$ , and  $\alpha_{\text{cr}} = 4$  throughout Examples 2-3.

**Example 2** Consider the interaction uncertainty  $\mu_3$  with  $\mu_1 = \mu_2 = 0$ , namely only  $Q(\mu)$  is uncertain. Two controllers are designed. Controller 0 is the nominal controller corresponding to the nominal IM  $F_0(\cdot) = S(\cdot), H_0(\cdot) = R_0(\cdot)$ . Calculations yield  $\mathcal{P} = \mathcal{P}' = 0$ ,  $\mathcal{O}_{S0} = Q_0$ ,  $\mathcal{O}'_{A0} = CA_0$ ,  $\mathcal{O}'_{S0}(\cdot) = Q_0 S(\cdot)$ . Hence,  $\Pi_0 = [1, 1; 1, 0]$ ,  $R_0(t) = -b^{-1}(CA_0 \Pi_0 + \mathcal{O}'_{S0}(t))$ . Controller 1 is the proposed robust controller corresponding to  $F_1(\cdot) = I_2 \otimes S(\cdot)$ ,  $H_1(\cdot) = [R_0(\cdot), R_Q(\cdot)]$ , where  $\Pi_{Q,u} = -E_Q$ , and  $\Pi_{Q,1}(\cdot)$  is calculated by integrating  $\dot{\Pi}_{Q,1}(\cdot) = \eta_0 \Pi_{Q,1}(\cdot) - \Pi_{Q,1}(\cdot) S(\cdot) - \beta E_Q$ . Then  $R_Q(\cdot) = -b^{-1}(\mathcal{O}'_{A0} \Pi_Q(\cdot) + E_Q S(\cdot))$ . Set  $\varepsilon' = 1.7$ , namely  $\mu_3 = 0.7$ . Pick the gains as  $k = 20, g = 200$  for both controllers. The simulation results are shown as Fig. 1, where  $e_1(t)$  converges to the level of machine precision, thus verifying the robustness of the proposed controller.

**Example 3** Consider the plant uncertainty  $\mu_1, \mu_2$  with  $\mu_3 = 0$ , namely only  $A(\mu)$  is uncertain. Controller 2 is designed using the 1st-order approximation of  $\Phi_\eta(\cdot, \cdot, \cdot)$ . Hence,  $\Pi_\eta(\cdot, \cdot) \approx \Pi_0 + \mu_1 \Pi_{\eta,1}(\cdot)$  where  $\dot{\Pi}_{\eta,1}(\cdot) = \eta_0 \Pi_{\eta,1}(\cdot) - \Pi_{\eta,1}(\cdot) S(\cdot) + E_\eta \Pi_{0,1}$  and  $\Pi_{\eta,u} = 0$ . Since  $\mathcal{O}'_A = \mathcal{O}'_{A0} + \mu_1 C E_{A1} + \mu_2 C E_{A2}$ ,  $R(\cdot, \cdot) \approx R_0(\cdot) - \mu_1 b^{-1}(C E_{A1} \Pi_0 + \mathcal{O}'_{A0} \Pi_\eta(\cdot)) - \mu_2 b^{-1} C E_{A2} \Pi_0 - \mu_1 \mu_2 b^{-1} C E_{A2} \Pi_\eta(\cdot)$ . After lowering the dimension, the approximate IM is  $F_2(\cdot) = I_4 \otimes S(\cdot)$ ,  $H_2(\cdot) = [\mathcal{O}'_{S0}(\cdot), \Pi_{0,u}, \Pi_{0,1}, \Pi_{\eta,1}(\cdot)]$ . Set  $\varepsilon(\mu) = 0.75$ , that is  $\mu_1 = -0.25, \mu_2 = -0.4375$ , and pick

$k = 45, g = 300$  for controller 2 and controller 0, namely the 0th-order controller. The results are shown in Fig. 2, illustrating that the proposed 1st-order robust controller achieves approximate output regulation, and yields a tracking error reduced by five orders of magnitude compared to the 0th-order controller.

Notably, Supplementary S5 shows the family of functions generated by  $R(t, \mu)$  spans an infinite-dimensional space, rendering the existing robust designs in [27, 38] not applicable. In contrast, the proposed design remains effective, indicating its generality.

## 7 Conclusion

This paper studies the robust output regulation for LTV systems. By reformulating the regulator equation, we propose intrinsic system immersion, indicating that designing an internal model is equivalent to constructing an unforced system, which can reproduce the output of another forced system. Moreover, we derive a sufficient and necessary condition for robustness called propagation condition, without presuming a specific structure of uncertainty. It reveals the essence of robustness, i.e., the parametric dependence on  $\mu$  within  $R(t, \mu)$  must propagate through  $\Phi_S(t, t_0)$  and appear as a factor on the right-hand side. Notably, robust output regulation for LTV systems generally necessitates an infinite-dimensional controller, particularly when  $b(t, \mu)$  and  $\eta(t, \mu)$  are uncertain. To address this, we propose a general robust controller by shifting the parametric dependence on  $\mu$  instead of direct immersion, without explicitly solving  $R(t, \mu)$ . It ensures robustness against interaction uncertainty, and achieves approximate output regulation when an infinite-dimensional controller is necessary for regulation. Future research may explore dimension-efficient techniques for handling uncertainty, potentially by leveraging nonlinear properties.

## Appendix: Technical Tools

*Technical Inequality:* For  $t \geq 0, \alpha > 0, k = 0, 1, 2, \dots$ ,

$$\int_0^t x^k e^{-\alpha x} dx < \int_0^\infty x^k e^{-\alpha x} dx = \frac{k!}{\alpha^{k+1}}, \quad (\text{A.1})$$

and

$$\sum_{i=k}^\infty \frac{t^i}{i!} \leq \frac{e^t t^k}{k!}. \quad (\text{A.2})$$

**Lemma A.1** *With assumptions 2-3, consider a SISO LTV plant  $\{A(t), B(t), C(t)\}$ . Suppose the input  $u(t)$ , its derivative, and the first  $(r-1)$  derivatives of the output  $y(t)$  are UB. When  $t \rightarrow \infty$ , if  $y \rightarrow 0$ , then  $x, u \rightarrow 0$ .*

**Proof** *Since the plant can be put in Byrnes-Isidori form with invariant I/O mapping, it is equivalent to prove that if*

$$\begin{aligned} y^{(r)} &= \alpha^T(t)x + b(t)u(t) \\ \dot{x}_1 &= \beta(t)y + \eta(t)x_1 \\ \lim_{t \rightarrow \infty} y(t) &= 0, \end{aligned} \quad (\text{A.3})$$

*then  $u \rightarrow 0$  ( $t \rightarrow \infty$ ). We omit the subscript “BI” throughout the proof. Since  $\eta(t)$  is UAS and  $y(t)$  vanishes, then  $x_1(t) \rightarrow 0$  ( $t \rightarrow \infty$ ). Because  $y^{(k)}(t) = x_{k+1}(t), k = 0, 1, \dots, r-1$  are UB,  $x(t)$  and then  $y^{(r)}(t)$  in (A.3) are UB. Moreover, differentiate (A.3) to obtain (omitting arguments)*

$$y^{(r+1)} = \dot{\alpha}^T x + \alpha(Ax + Bu) + \dot{b}u + b\dot{u},$$

*which is also UB. Now we can summarize that  $y^{(2)}, y^{(3)}, \dots, y^{(r+1)}$  are all UB. According to Barbalat’s Lemma, if a function  $f(t) \rightarrow 0$  ( $t \rightarrow \infty$ ) and  $\dot{f}(t)$  is UB, then  $\dot{f}(t) \rightarrow 0$  ( $t \rightarrow \infty$ ). By using this iteratively, we can derive  $y, y^{(1)}, \dots, y^{(r)}$  all vanish. Since  $x(t) \rightarrow 0$  ( $t \rightarrow \infty$ ) and  $b^{-1}(t)$  is UB in (A.3), we prove  $u(t) \rightarrow 0$  ( $t \rightarrow \infty$ ).*

**Lemma A.2** *Suppose  $\eta(t) = \eta_0(t) + \eta_\delta(t)$  (omitting  $\mu$  for clarity), and then (46) holds.*

**Proof** *Suppose  $\dot{x}(t) = \eta(t)x(t)$ . Denote  $x(t) = \Phi_{\eta_0}(t, t_0)\tilde{x}(t, t_0)$  and differentiate it to obtain  $\dot{\tilde{x}}(t, t_0) = \tilde{\eta}(t, t_0)\tilde{x}(t, t_0)$ , where  $\tilde{\eta}(t, t_0) = \Phi_{\eta_0}(t_0, t)\eta_\delta(t)\Phi_{\eta_0}(t, t_0)$ . Hence,  $\Phi_\eta(t, t_0) = \Phi_{\eta_0}(t, t_0)\Phi_{\tilde{\eta}}(t, t_0)$ . Then the Peano-Baker series  $\Phi_{\tilde{\eta}}(t, t_0) = \sum_{i=0}^\infty \mathcal{I}_i(t, t_0)$  completes the proof.*

**Corollary A.1** *Suppose  $\eta(t) = \eta_0(t) + \eta_\delta(t)$  (omitting  $\mu$  for clarity) and there exist constants  $\phi_1, \phi_2, \phi_3 > 0$ , such that  $\|\Phi_{\eta_0}(t, s)\| \leq \phi_1 e^{-\phi_2(t-s)}$ , for any  $t \geq s$  and  $\|\eta_\delta(t)\| \leq \phi_3$ . Then  $\Delta_\eta^k(t, t_0)$  in (51) satisfies*

$$\|\Delta_\eta^k(t, t_0)\| \leq \phi_1 e^{-(\phi_2 - \phi_1 \phi_3)(t-t_0)} \frac{(\phi_1 \phi_3 (t-t_0))^{k+1}}{(k+1)!}.$$

**Proof** We first prove

$$\|\Phi_{\eta_0}(t, t_0)\mathcal{I}_k(t, t_0)\| \leq \phi_1 e^{-\phi_2(t-t_0)} \frac{(\phi_1 \phi_3(t-t_0))^k}{k!}, \quad (\text{A.4})$$

which is true for  $k = 0$ . Since  $\Phi_{\eta_0}(t, t_0)\mathcal{I}_k(t, t_0) = \int_{t_0}^t \Phi_{\eta_0}(t, \tau)\eta_\delta(\tau)\Phi_{\eta_0}(\tau, t_0)\mathcal{I}_{k-1}(\tau, t_0) d\tau$ , then  $\|\Phi_{\eta_0}(t, t_0)\mathcal{I}_k(t, t_0)\| \leq \int_{t_0}^t \phi_1 \phi_3 e^{-\phi_2(t-\tau)} \|\Phi_{\eta_0}(\tau, t_0)\mathcal{I}_{k-1}(\tau, t_0)\| d\tau$ . Hence, mathematical induction proves (A.4). Finally, apply it and (A.2) to (51), thus completing the proof.

## Acknowledgment

The authors would like to acknowledge the financial support from the National Natural Science Foundation of China Under Grant (52275564, U24A20109).

## References

## References

- [1] Edward Davison. The robust control of a servomechanism problem for linear time-invariant multivariable systems. *IEEE transactions on Automatic Control*, 21(1):25–34, 1976.
- [2] Bruce A Francis and Walter Murray Wonham. The internal model principle of control theory. *Automatica*, 12(5):457–465, 1976.
- [3] Bruce A Francis. The linear multivariable regulator problem. *SIAM Journal on Control and Optimization*, 15(3):486–505, 1977.
- [4] A Isidori and CI Byrnes. Output regulation of nonlinear systems. *IEEE Transactions on Automatic Control*, 35(2):131–140, 1990.
- [5] Shaobao Li, Yuxiang Wang, Yuguang Zhang, Xiaoyuan Luo, Juan Wang, and Xinping Guan. Global  $H_\infty$  output regulation of nonlinear systems via output-feedback reinforcement learning. *IEEE Transactions on Automatic Control*, 2025.
- [6] Yi Jiang, Tianyou Chai, and Guanrong Chen. Output feedback-based adaptive optimal output regulation for continuous-time strict-feedback nonlinear systems. *IEEE Transactions on Automatic Control*, 2025.
- [7] Vladimir Olegovich Nikiforov. Adaptive non-linear tracking with complete compensation of unknown disturbances. *European journal of control*, 4(2):132–139, 1998.
- [8] Andrea Serrani, Alberto Isidori, and Lorenzo Marconi. Semi-global nonlinear output regulation with adaptive internal model. *IEEE Transactions on Automatic Control*, 46(8):1178–1194, 2002.
- [9] Johannes M Schumacher. Finite-dimensional regulators for a class of infinite-dimensional systems. *Systems & Control Letters*, 3(1):7–12, 1983.
- [10] Bao-Zhu Guo and Ji-Xiao Wang. Practical tracking for minimum-phase 1-D heat equation with arbitrary reference signals. *IEEE Transactions on Automatic Control*, 2025.
- [11] Ren-Xi Zhao, Bao-Zhu Guo, and Lassi Paunonen. Robust output regulation for multi-dimensional heat equation under boundary control. *Automatica*, 171:111956, 2025.
- [12] Chengcheng Fu, Hao Zhang, Chao Huang, Zhuping Wang, and Huaicheng Yan. Cooperative output regulation for continuous-time linear periodic systems. *IEEE Transactions on Automatic Control*, 69(11):7956–7963, 2024.
- [13] Zhanpeng Feng, Kai Zhang, Huaiyuan Jiang, and Bin Zhou. Fully distributed cooperative output regulation of heterogeneous periodic linear multi-agent systems with input saturation. *International Journal of Robust and Nonlinear Control*, 35(8):2920–2932, 2025.
- [14] Liquan Lin and Jie Huang. Direct adaptive cooperative output regulation of unknown multi-agent systems via distributed internal model. *IEEE Transactions on Automatic Control*, 2025.
- [15] Ji Ma, Xiao Yu, Weiyao Lan, and Zhiyong Chen. Output regulation of linear stochastic systems with unstable linear exogenous systems. *IEEE Transactions on Automatic Control*, 70(1):65–80, 2025.
- [16] Xingyong Song, Yu Wang, and Zongxuan Sun. Robust stabilizer design for linear time-varying internal model based output regulation and its application to an electrohydraulic system. *Automatica*, 50(4):1128–1134, 2014.

- [17] Yue Cao and Zhen Zhang. Enhanced contour tracking: A time-varying internal model principle-based approach. *IEEE/ASME Transactions on Mechatronics*, 2025.
- [18] Tong Liu, Miroslav Krstić, and Zhong-Ping Jiang. Adaptive-dynamic-programming-regulated extremum seeking for distributed feedback optimization. *IEEE Transactions on Automatic Control*, 2025.
- [19] Stefano Pinzoni. Output regulation of linear time-varying systems. *IFAC Proceedings Volumes*, 26(2):311–313, 1993.
- [20] Riccardo Marino and Patrizio Tomei. Robust adaptive regulation of linear time-varying systems. *IEEE Transactions on Automatic Control*, 45(7):1301–1311, 2002.
- [21] Zhen Zhang and Andrea Serrani. The linear periodic output regulation problem. *Systems & Control Letters*, 55(7):518–529, 2006.
- [22] Akira Ichikawa and Hitoshi Katayama. Output regulation of time-varying systems. *Systems & Control Letters*, 55(12):999–1005, 2006.
- [23] Zongxuan Sun, Zhen Zhang, and Tsu-Chin Tsao. Trajectory tracking and disturbance rejection for linear time-varying systems: Input/output representation. *Systems & Control Letters*, 58(6):452–460, 2009.
- [24] Zhen Zhang and Zongxuan Sun. A novel internal model-based tracking control for a class of linear time-varying systems. *Journal of Dynamic Systems, Measurement and Control, Transactions of the ASME*, 132(1):1–10, 2010.
- [25] Zhen Zhang, Peng Yan, Huan Jiang, and Peiqing Ye. A discrete time-varying internal model-based approach for high precision tracking of a multi-axis servo gantry. *ISA transactions*, 53(5):1695–1703, 2014.
- [26] Xingyong Song, Pradeep Kumar Gillella, and Zongxuan Sun. Low-order stabilizer design for discrete linear time-varying internal model-based system. *IEEE/ASME Transactions on Mechatronics*, 20(6):2666–2677, 2015.
- [27] Lorenzo Marconi and Andrew R. Teel. Internal model principle for linear systems with periodic state jumps. *IEEE Transactions on Automatic Control*, 58(11):2788–2802, 2013.
- [28] Nicholas Cox, Lorenzo Marconi, and Andrew R Teel. Isolating invisible dynamics in the design of robust hybrid internal models. *Automatica*, 68:56–68, 2016.
- [29] Lassi Paunonen and Seppo Pohjolainen. Periodic output regulation for distributed parameter systems. *Mathematics of Control, Signals, and Systems*, 24(4):403–441, 2012.
- [30] Lassi Paunonen. Robust output regulation for continuous-time periodic systems. *IEEE Transactions on Automatic Control*, 62(9):4363–4375, 2017.
- [31] Zirui Niu, Kaiwen Chen, and Giordano Scarcioiti. Adaptive observer-based output regulation with non-smooth non-periodic exogenous signals. *IEEE Control Systems Letters*, 8:1535–1540, 2024.
- [32] Zirui Niu, Daniele Astolfi, and Giordano Scarcioiti. Output regulation of linear systems with non-periodic non-smooth exogenous signals. *arXiv preprint arXiv:2505.21209*, 2025.
- [33] Hans W Knobloch, Alberto Isidori, and Flockerzi Dietrich. Topics in control theory, 1993.
- [34] Alberto Isidori, Lorenzo Marconi, and Andrea Serrani. *Robust autonomous guidance: an internal model approach*. Springer Science & Business Media, 2003.
- [35] Bruce A Francis and William M Wonham. The internal model principle for linear multivariable regulators. *Applied mathematics and optimization*, 2(2):170–194, 1975.
- [36] Eero Immonen. On the internal model structure for infinite-dimensional systems: Two common controller types and repetitive control. *SIAM Journal on Control and Optimization*, 45(6):2065–2093, 2007.
- [37] Timo Hämäläinen and Seppo Pohjolainen. Robust regulation of distributed parameter systems with infinite-dimensional exosystems. *SIAM Journal on Control and Optimization*, 48(8):4846–4873, 2010.
- [38] Zhen Zhang and Andrea Serrani. Adaptive robust output regulation of uncertain linear periodic systems. *IEEE Transactions on Automatic Control*, 54(2):266–278, 2009.
- [39] Daniele Carnevale, Sergio Galeani, Laura Menini, and Mario Sassano. Robust hybrid output regulation for linear systems with periodic jumps: Semiclassical internal model design. *IEEE Transactions on Automatic Control*, 62(12):6649–6656, 2017.
- [40] Lassi Paunonen and Seppo Pohjolainen. Internal model theory for distributed parameter systems. *SIAM Journal on Control and Optimization*, 48(7):4753–4775, 2010.
- [41] Hao Sun, Zongxuan Sun, and Shihua Li. Robust tracking control for electrohydraulic system using an internal model-based sliding surface. *Journal of Dynamic Systems, Measurement, and Control*, 144(6):061006, 2022.

- [42] Yue Cao and Zhen Zhang. A robust design of time-varying internal model principle-based control for ultra-precision tracking in a direct-drive servo stage. *Mechatronics*, 103:103249, 2024.
- [43] Hyuntae Kim, Gyunghoon Park, and Hyungbo Shim. Robust disturbance rejection for uncertain linear system with time-varying exo-system: A disturbance observer approach. *Automatica*, 174:112100, 2025.
- [44] Giuseppe De Nicolao, Giancarlo Ferrari-Trecate, and Stefano Pinzoni. Zeros of continuous-time linear periodic systems. *Automatica*, 34(12):1651–1655, 1998.
- [45] Thomas Berger, Achim Ilchmann, and Fabian Wirth. Zero dynamics and stabilization for analytic linear systems. *Acta Applicandae Mathematicae*, 138(1):17–57, 2015.
- [46] Stefano Pinzoni. *Stabilization and control of linear time-varying systems*. Arizona State University, 1989.
- [47] Leonard Weiss. On the structure theory of linear differential systems. *SIAM Journal on Control*, 6(4):659–680, 1968.
- [48] P d’Alessandro, A Isidori, and A Ruberti. A new approach to the theory of canonical decomposition of linear dynamical systems. *SIAM Journal on Control*, 11(1):148–158, 1973.
- [49] Kostas S Tsakalis and Petros A Ioannou. *Linear time-varying systems: control and adaptation*. Prentice-Hall, Inc., 1993.
- [50] John P Boyd. *Chebyshev and Fourier spectral methods*. Courier Corporation, 2001.
- [51] Yitzhak Katznelson. *An introduction to harmonic analysis*. Cambridge University Press, 2004.



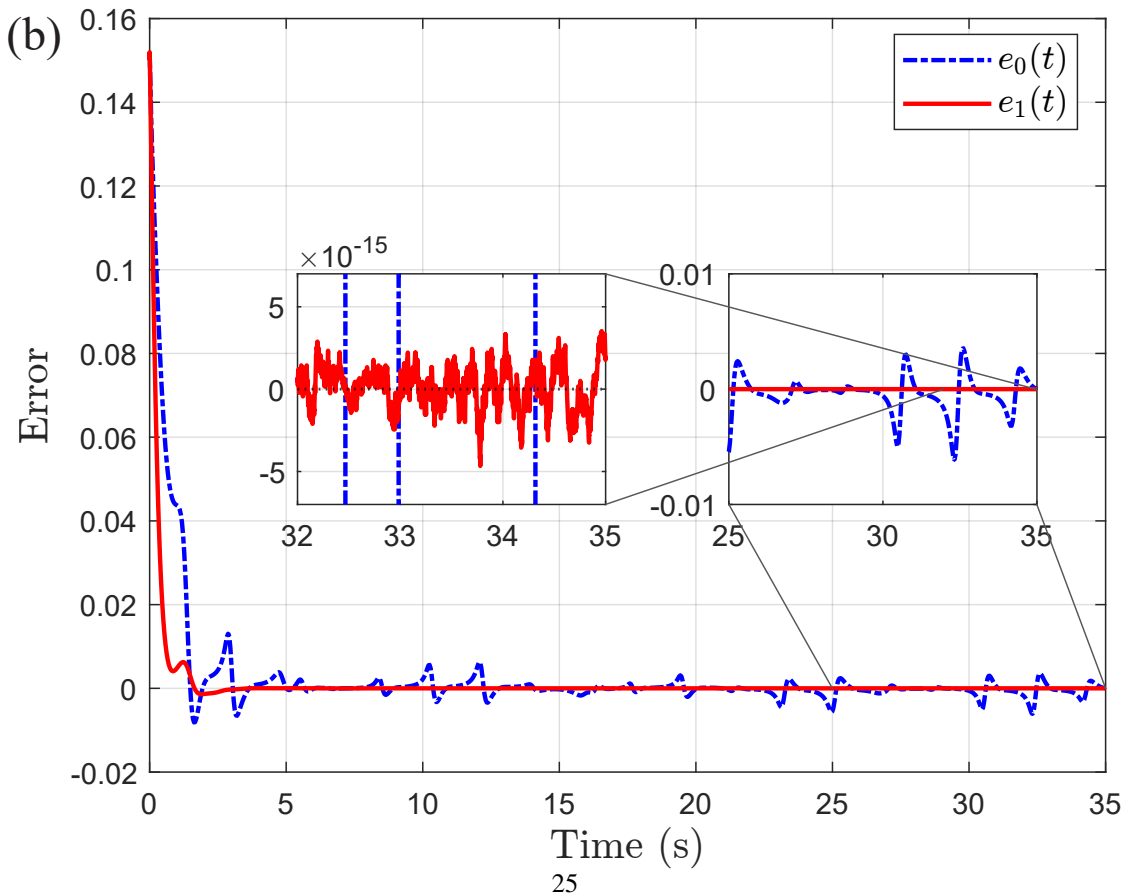
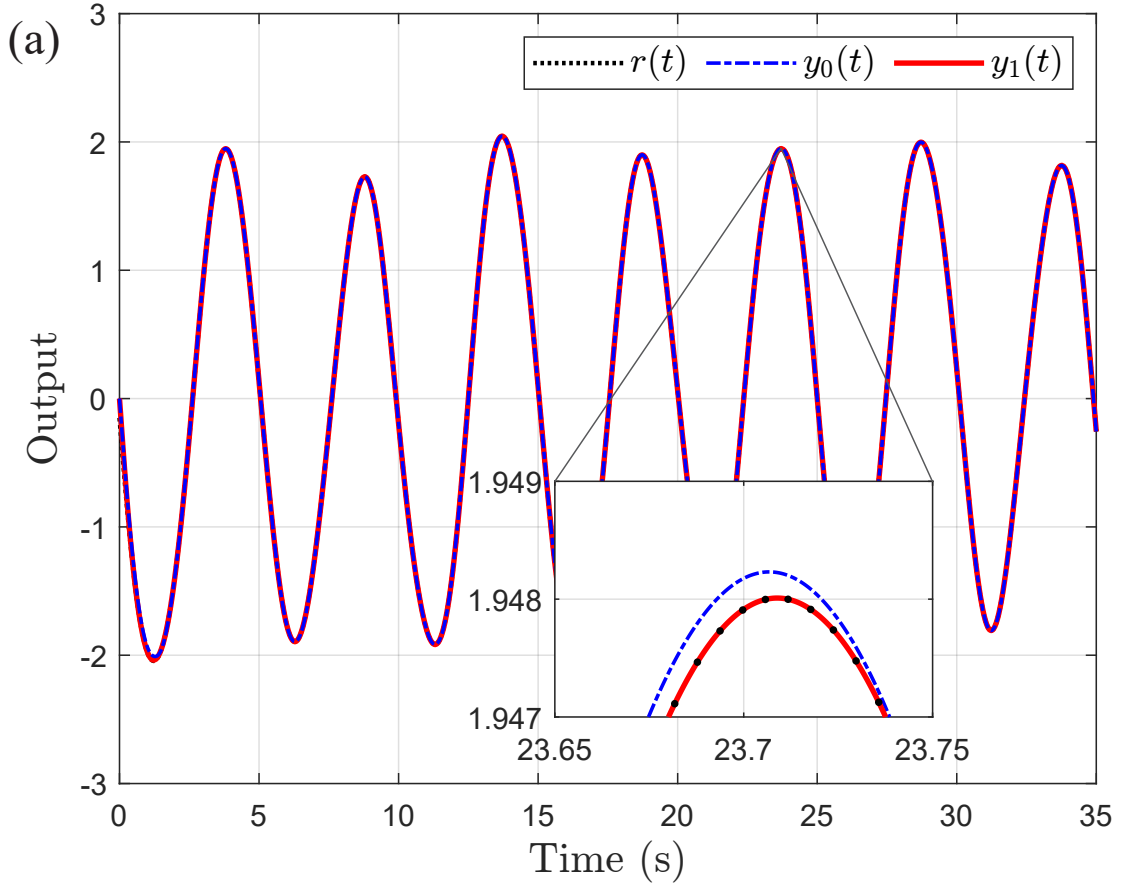


Figure 1: Simulation results of Example 2 in the presence of interaction uncertainty. (a) Reference  $r(t)$  and the outputs of the nominal controller  $y_0(t)$  and the robust controller  $y_1(t)$ . (b) The errors of the nominal controller  $e_0(t)$  and the robust controller  $e_1(t)$ .

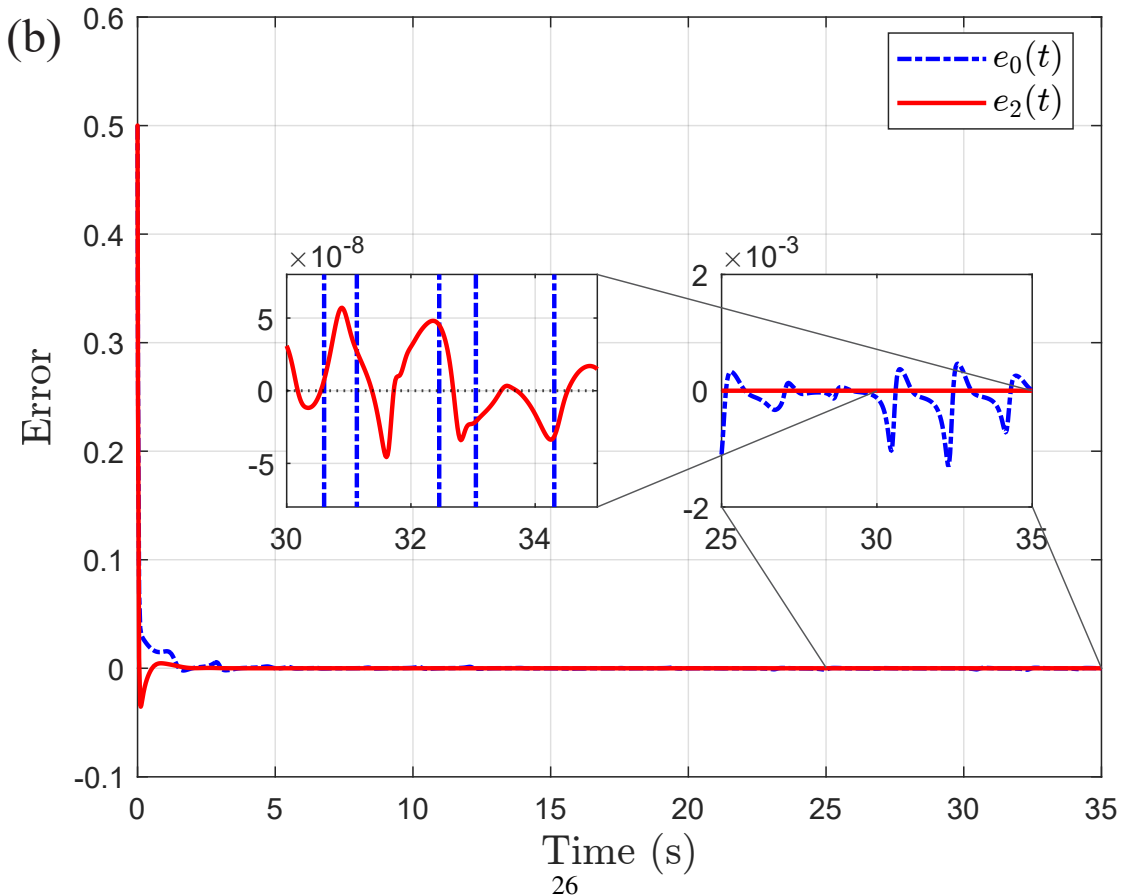
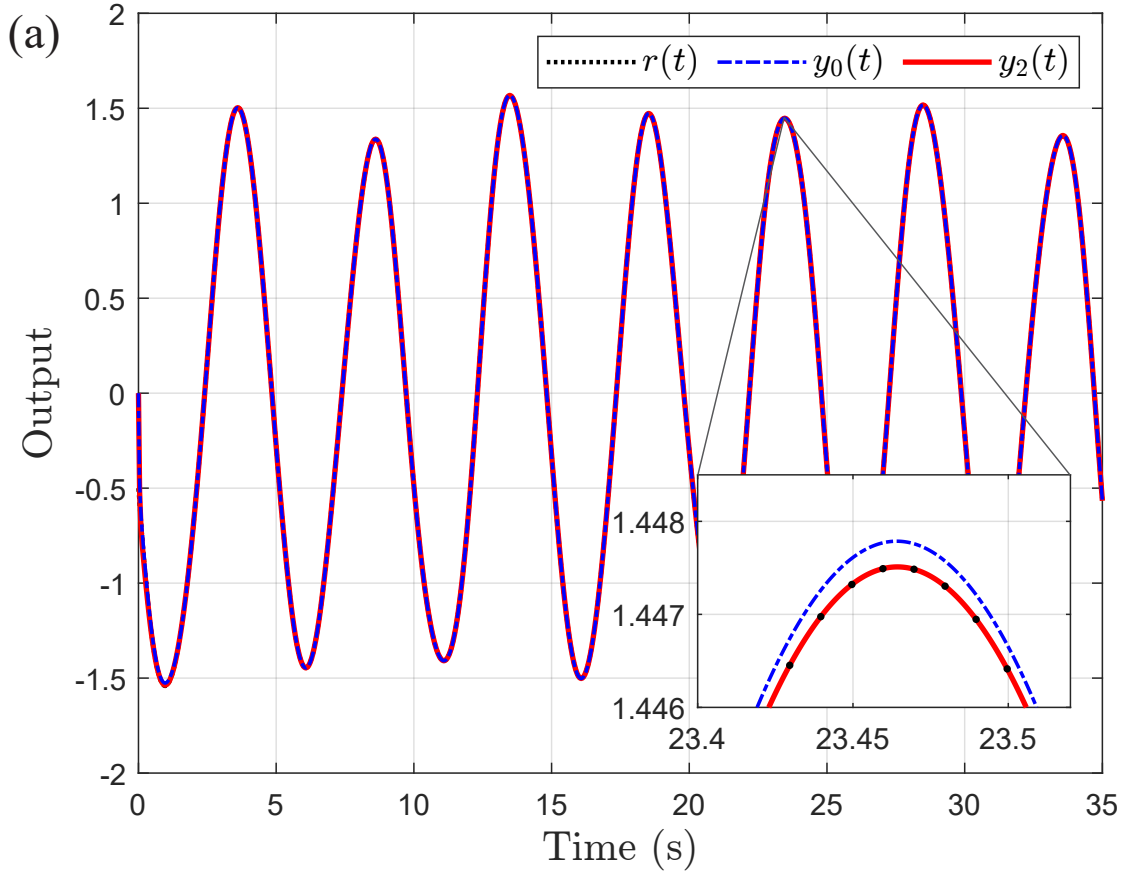


Figure 2: Simulation results of Example 3 in the presence of plant uncertainty. (a) Reference  $r(t)$  and the outputs of the 0th-order approximate controller  $y_0(t)$  and the 1st-order approximate controller  $y_2(t)$ . (b) The errors of the 0th-order approximate controller  $e_0(t)$  and the 1st-order approximate controller  $e_2(t)$ .