

MV-S2V: Multi-View Subject-Consistent Video Generation

ZIYANG SONG, The Hong Kong Polytechnic University, China

XINYU GONG, The University of Texas at Austin, USA

BANGYA LIU, University of Wisconsin-Madison, USA

ZELIN ZHAO, Georgia Institute of Technology, USA

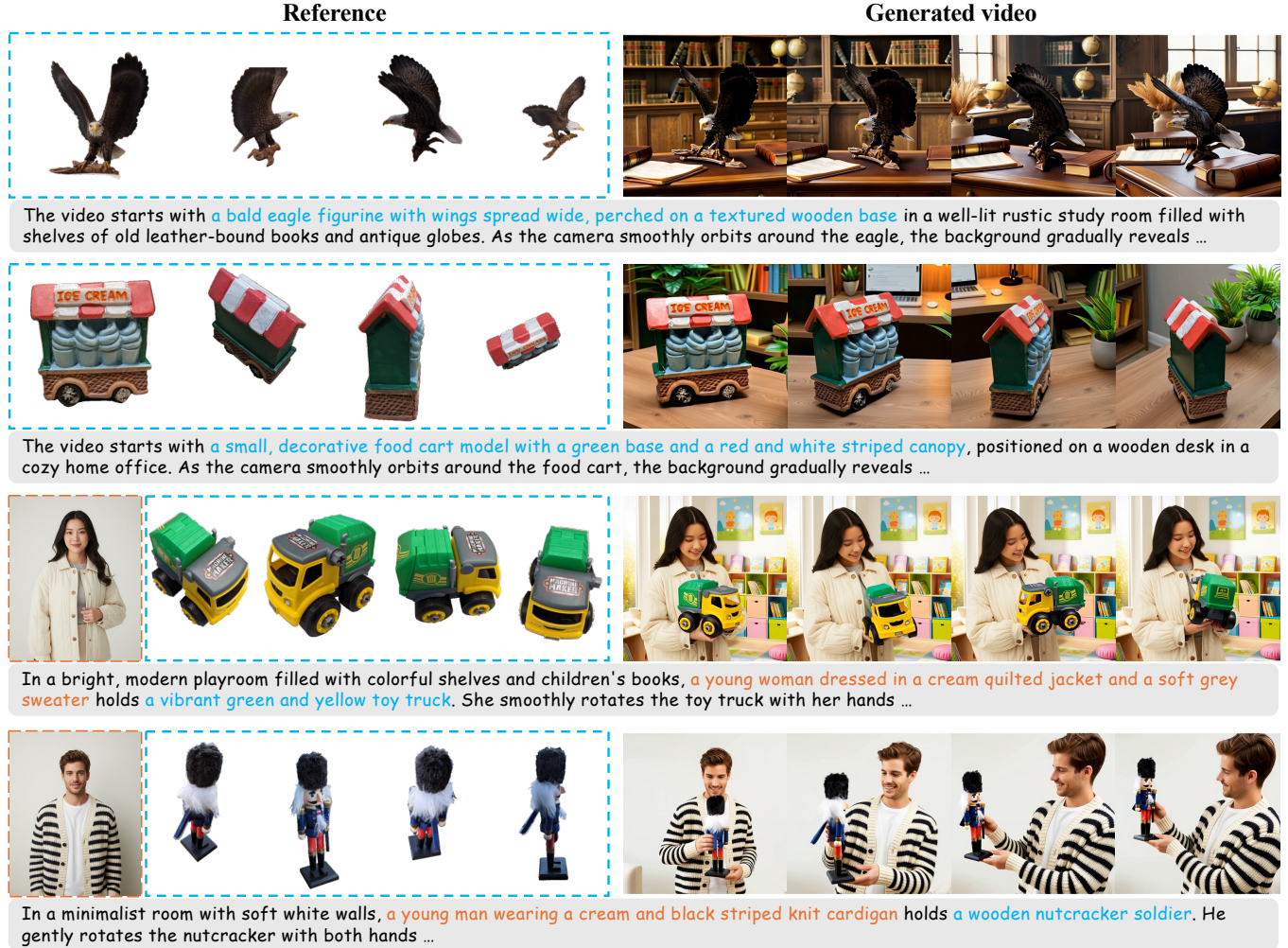


Fig. 1. Given multi-view reference images for subjects, our MV-S2V can generate videos with multi-view (3D) subject consistency.

Existing Subject-to-Video Generation (S2V) methods have achieved high-fidelity and subject-consistent video generation, yet remain constrained to single-view subject references. This limitation renders the S2V task reducible to an S2I + I2V pipeline, failing to exploit the full potential of video subject control. In this work, we propose and address the challenging Multi-View S2V (MV-S2V) task, which synthesizes videos from multiple reference views to enforce 3D-level subject consistency. Regarding the scarcity of training data, we first develop a synthetic data curation pipeline to generate highly

Authors' Contact Information: Ziyang Song, The Hong Kong Polytechnic University, China, ziyang.song@connect.polyu.hk; Xinyu Gong, The University of Texas at Austin, USA; Bangya Liu, University of Wisconsin-Madison, USA; Zelin Zhao, Georgia Institute of Technology, USA.

customized synthetic data, complemented by a small-scale real-world captured dataset to boost the training of MV-S2V. Another key issue lies in the potential confusion between cross-subject and cross-view references in conditional generation. To overcome this, we further introduce Temporally Shifted RoPE (TS-RoPE) to distinguish between different subjects and distinct views of the same subject in reference conditioning. Our framework achieves superior 3D subject consistency *w.r.t.* multi-view reference images and high-quality visual outputs, establishing a new meaningful direction for subject-driven video generation. Our project page is available at: <https://szy-young.github.io/mv-s2v>

CCS Concepts: • Computing methodologies → Computer vision.

Additional Key Words and Phrases: Artificial Intelligence Generative Content, Video Generation

1 Introduction

The video generation landscape has been fundamentally reshaped by the technical maturity of diffusion models [Ho et al. 2020; Peebles and Xie 2023]. This progress has successfully enabled the creation of high-quality videos from diverse inputs, most notably through Text-to-Video (T2V) [OpenAI 2023] and Image-to-Video (I2V) [Blattmann et al. 2023] frameworks. Building on this, Subject-to-Video generation (S2V) [Chen et al. 2025b; Huang et al. 2025] has emerged. S2V takes text prompt and a set of reference images for main subjects as inputs and enforces identity consistency for the subjects across the generated video, offering greater controllability than T2V and higher flexibility than I2V.

However, the S2V paradigm faces two critical limitations. First, high-quality data collection is notoriously costly [Chen et al. 2025a; Liu et al. 2025c; Zhang et al. 2025]. Second, current S2V methods typically take in only a single reference image for each subject, thereby controlling the subject appearance of only a single view in the generated video through reference conditioning. The S2V framework under such single-view setting can be readily decomposed into a pipeline of Subject-to-Image (S2I) followed by Image-to-Video (I2V), while training data for the two sub-tasks are much simpler to acquire than for S2V. This naturally leads to the question: what are the fundamental advantages of S2V?

In this work, we commit to a more ambitious while practical goal: **Multi-View Subject-to-Video Generation (MV-S2V)**. Specifically, given multiple reference images capturing a subject from different views, our goal is to synthesize a video where the subject adheres to multi-view subject consistency with reference images. We argue that this multi-view subject control represents the core value of S2V that truly differentiates it from the "S2I + I2V" pipeline, *i.e.*, to utilize reference images from various views or states to comprehensively control the dynamic appearance of subjects throughout the video. Besides, the formulated multi-view S2V task holds significant values for real-world applications requiring high fidelity to subjects, such as advertising and augmented reality.

This ambitious goal of multi-view S2V faces two main challenges. The first challenge is the lack of suitable training data. Multi-view S2V expects training videos which showcase the subjects from diverse views. However, such videos are not prevalent in massive web video data, making direct curation infeasible. To address this, we construct a highly controllable synthetic data curation pipeline: We leverage the camera controllability and prompt following ability of existing I2V methods [Cao et al. 2025; Wang et al. 2025a] to customize the generation of a large volume of videos featuring multi-view subject showcases, from which we can also extract the corresponding multi-view reference images. Simultaneously, to mitigate the "copy-paste" effects possibly introduced by directly extracting reference images from videos, we capture a small-scale S2V dataset in the real world, where the videos and multi-view reference images are entirely decoupled. The joint utilization of these two data sources enables the model to grasp the multi-view conditioning capability from diverse, large-scale data while improving its robustness to arbitrarily captured real-world images.

The second challenge lies in reference conditioning. When extending from single-view to multi-view S2V, it is crucial to further distinguish between different subjects and distinct views of the same subject in reference conditioning. The conditioning mechanism in existing methods, *e.g.*, concatenating references along the frame dimension [Jiang et al. 2025; Liu et al. 2025c], or compositing references on a single image [Deng et al. 2025], fail to distinguish these two cases. To address this, we propose a tailored reference conditioning mechanism, **Temporally Shifted RoPE (TS-RoPE)**, which clearly separates different subjects and views via rotary position encoding (RoPE).

In summary, our contributions are four-fold:

- **Formulation:** We formulate the Multi-View Subject-to-Video Generation (MV-S2V) task, highlighting the core value of S2V paradigm over a sequential S2I+I2V pipeline.
- **Data:** We introduce a data curation pipeline to boost MV-S2V training with customized high-quality training data.
- **Method:** We propose TS-RoPE which effectively distinguishes between cross-subject and cross-view references in conditioning.
- **Evaluation:** We design a series of evaluation metrics to measure multi-view and 3D subject consistency. Extensive experiments demonstrate the superior performance of our approach on such high-fidelity subject consistency.

2 Related Work

2.1 Video Foundation Models

The advancement of diffusion models has significantly accelerated the research and development of video foundation models, yielding impressive content creation and intelligent interaction. Early methods, *e.g.*, Stable Diffusion 1.5 [Rombach et al. 2022], are mainly based on latent diffusion models (LDMs) [Rombach et al. 2022] with a U-Net architecture [Ronneberger et al. 2015]. Such models were later augmented with temporal modules for video generation, leading to models such as Make-A-Video [Singer et al. 2023], SVD [Blattmann et al. 2023], and AnimateDiff [Guo et al. 2024b]. A pivotal architectural shift came with Diffusion Transformer (DiT) [Peebles and Xie 2023], which applied scaling laws to generative models and resulted in powerful models like Wan [Wang et al. 2025a]. The MMDDiT, featuring a dual-stream DiT architecture, was meanwhile introduced in Stable Diffusion 3 [Esser et al. 2024] and later adopted by leading open-source video generation projects including CogvideoX [Yang et al. 2025], HunyuanVideo [Kong et al. 2024], and SeedVR [Wang et al. 2025b].

2.2 Subject-Consistent Image Generation

Early progress in subject-consistent image generation relies on optimization-based methods [Gal et al. 2023; Hu et al. 2022; Huang et al. 2024; Ruiz et al. 2023; Shah et al. 2024] that train identifiers to bind image content. A significant training-based approach is IP-Adapter [Ye et al. 2023], which achieves consistency by freezing the base model and training specialized adapters only. While adapters are popular for tasks like facial ID consistency [Chen et al. 2024; Guo et al. 2024a; Wang et al. 2024], their reliance on CLIP [Cherti et al. 2023] or DINO [Oquab et al. 2024] features often creates a trade-off

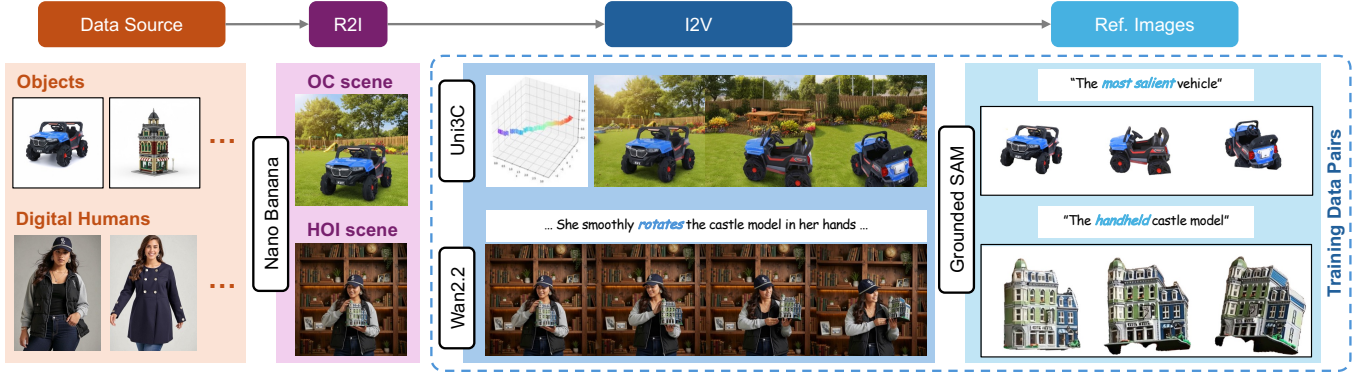


Fig. 2. Synthetic data curation pipeline for MV-S2V, where the use of existing I2V models enables highly customized training data generation. Video captioning and data filtering stages are omitted for brevity.

between detail preservation and prompt following ability. A newer trend integrates generation and editing into a unified framework [Chen et al. 2025c; Han et al. 2025; Xiao et al. 2025]. Unlike adapter methods, this approach better leverages foundation models to learn image-text alignment, avoiding the performance degradation often caused by using multiple adapters.

2.3 Subject-Consistent Video Generation

Optimization-based methods like Kling [Kling 2024] address video identity consistency by requiring multiple user-uploaded videos for fine-tuning, which is computationally expensive. Meanwhile, adapter-based approaches such as ID-Animator [He et al. 2024] and ConsisID [Yuan et al. 2025a] have emerged as alternatives. However, these methods are often evaluated on small datasets ($\sim 10k$ samples), limiting their generalization and ability to align detailed subject features with text descriptions. While recent works [Chen et al. 2025c; Deng et al. 2025; Huang et al. 2025; Jiang et al. 2025; Liang et al. 2025; Liu et al. 2025c; Zhang et al. 2025; Zhao et al. 2025] have demonstrated consistent video generation with multiple subjects, they remain limited to single-view references and fail to fully exploit subject control capabilities of video generation. The concurrent work [Liu et al. 2025a] also explores 3D consistency w.r.t. reference subjects in video generation, while it requires per-frame 6DoF subject poses in the generated video as input, compromising its flexibility and usability.

3 Dataset Construction

To successfully train a multi-view S2V model, a dedicated dataset is essential, requiring (*video*, *references*, *text*) data triplets. Especially, we expect that the video explicitly displays the different sides of subjects, establishing a correspondence with the multi-view reference images. In this work, we focus on two typical types of videos featuring multi-view subject showcases: **1) Object-Centric (OC)**: Camera orbiting videos that display the static central objects from different perspectives through camera movements. **2) Human-Object Interaction (HOI)**: Videos where persons manipulate the hand-held objects to display their different sides.

However, videos that naturally showcase subjects from multi-views are scarce among the vast volume of web videos. Directly

mining web video data brings substantial computational and memory cost, yet yields a low proportion of usable samples. Some existing OC datasets, e.g., Co3D [Reizenstein et al. 2021], provide videos with orbiting camera trajectories, while the camera movements in the videos are highly jittering and both the subjects and backgrounds lack diversity, thus degrading the smoothness, diversity, and visual quality of generated videos. While existing HOI datasets, e.g., HOIGen-1M [Liu et al. 2025b], reach an impressive data volume, the proportion of videos demonstrating multiple object views remains negligibly small.

3.1 Synthetic Data Curation

To overcome the data scarcity, we seek to synthetic data source via existing Image-to-Video (I2V) generation models, motivated by two key facts: 1) I2V models have advanced rapidly, leading to generated videos with high visual quality. 2) Unlike real-world videos, I2V-generated content can be controlled through various conditioning, enabling highly customized training data generation. In this regard, we introduce the following multi-stage synthetic data curation pipeline. Figure 2 illustrates our whole data pipeline.

(1) Image Synthesis. We start by composing our internal collection of object and human asset images into full scene images via the Subject-to-Image (S2I) model Nano-Banana [Google 2025b].

(2) Video Synthesis. With the high-fidelity images, we proceed to video generation using I2V models. For Object-Centric (OC) videos, we employ Uni3C [Cao et al. 2025], a camera-controllable video generation model, which allows us to explicitly control the camera’s trajectory and thereby guarantee a multi-view object display throughout the video. For Human-Object Interaction (HOI) videos, we select Wan2.2 [Wang et al. 2025a] due to its exceptionally strong prompt following ability, ensuring the person in the generated video accurately executes the desired sequence of actions, *i.e.*, smoothly rotating the object to reveal its multiple facets.

(3) Video Captioning. We employ Taiser2 [Yuan et al. 2025b] to generate high-quality textual descriptions for each training video. We also generate word descriptions about the main subjects, *i.e.*, the central object in an OC scene or the handheld object in an HOI scene, for the following reference extraction step.

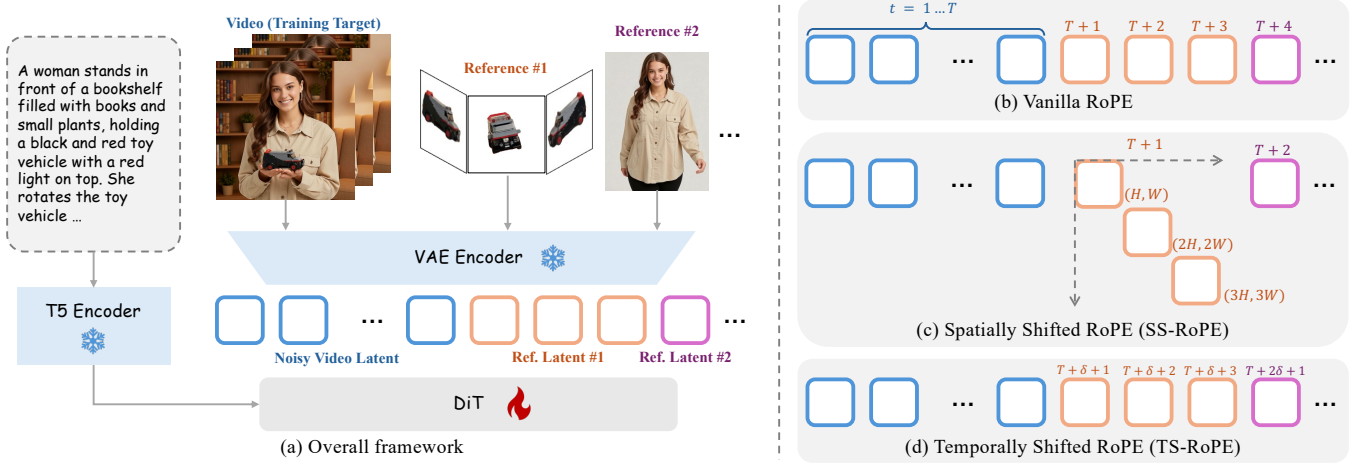


Fig. 3. Illustration about our MV-S2V framework along with different designs for multi-view reference conditioning.

(4) Reference Extraction. From the generated videos above, we sample key frames and employ Grounded SAM [Ren et al. 2024] to segment and crop out the main subjects, forming multi-view references. However, it is non-trivial to uniquely identifying the desired subjects from these synthetic videos. Due to scene complexity and presence of multiple object instances in the videos, simple category-level word descriptions (e.g., *book*, *figurine*) often cause Grounded SAM to output multiple detections, while overly detailed prompts tend to confuse the model. We find a simple yet robust strategy by simply prepending focus-driven modifiers to the prompt, e.g., *the most salient book*, *the handheld figurine*. This straightforward prompt augmentation improves the segmentation usability from 15% to over 90% without any post-processing.

To reduce the "copy-paste" effect caused by extracting references from videos, we generate relatively long raw videos in the previous I2V step and clip shorter segments as training videos, while reference key frames are still taken from raw videos. In this way, a part of reference views are fully decoupled from the training videos. Data augmentations on scale, rotation, shift, and brightness are also applied to the references. While some methods apply S2I to augment the poses for objects, we avoid doing so as it may introduce inconsistency among multiple reference views.

(5) Data Filtering. An advanced Vision-Language Model, i.e., Gemini 2.5 [Google 2025a], is employed to automatically prune low-quality data in synthesized videos, e.g., human body artifacts, physically implausible floating objects, and distracting elements like subtitles or watermarks.

In total, we collect 11,804 and 10,130 training samples for OC and HOI scenarios, respectively.

3.2 Real-world Data Capture

To further enhance the photorealism and generalizability of our models, we complement our synthetic dataset with a small-scale real-world dataset. In this dataset, videos and multi-view reference images are captured separately for both OC and HOI scenarios. This capture process fully decouples the object poses in training video

from those in reference images, further mitigate the "copy-paste" effect. In total, we collect 1,724 and 1,514 training samples for OC and HOI scenarios, respectively.

4 MV-S2V

4.1 Preliminary: T2V Base Model

We aim to build a framework which integrates multi-view reference images of subjects into video diffusion process. Specifically, the input conditions include a textual description y and a set of reference images $R = \{R_1, R_2, \dots\}$, where $R_i = \{I_1^i, \dots, I_{M_i}^i\}$ denotes M_i reference views of the i -th subject. Our goal is to generate a T_0 -frame video $V = \{I_1^v, \dots, I_{T_0}^v\}$ from the inputs, and the overall objective equals to the modeling of the following conditional distribution:

$$p(V|R, y) = p(I_1^v, \dots, I_{T_0}^v | I_1^{r_1}, \dots, I_{M_1}^{r_1}; I_1^{r_2}, \dots, I_{M_2}^{r_2}; \dots; y) \quad (1)$$

Our framework is built upon a pre-trained text-to-video foundation model, Wan 2.1 [Wang et al. 2025a]. As shown in Figure 4 (a), the input head consists of a 3D Variational Auto-Encoder (VAE), which compresses the T_0 -frame target video V into a latent feature tensor $F^v \in \mathbb{R}^{T \times C \times H \times W}$, where T and $H \times W$ denote the temporal length and spatial resolution after compression respectively, and C refers to the feature channel dimension. The reference images also share the 3D VAE encoder for feature extraction, leading to latent space alignment for visual inputs. Specifically, each reference image $I_{m_i}^i$ is independently processed into a reference feature tensor $F_{m_i}^{r_i} \in \mathbb{R}^{C \times H \times W}$. A DiT network [Peebles and Xie 2023] iteratively denoises the data on this latent space. The textual input y is encoded through a T5 encoder [Raffel et al. 2019] and fused with visual features through cross-attention layers.

4.2 Multi-View Reference Conditioning

Reference conditioning in video generation typically adopts either adapter modules [He et al. 2024; Yuan et al. 2025a] or self-attention mechanisms [Jiang et al. 2025; Liu et al. 2025c], with the latter proved to be more effective at subject consistency and detail preservation. Our method also adopts the simple yet effective self-attention-based

reference conditioning. Specifically, video latents F^v and reference latents F^r are merged into a unified token list, with their information interaction facilitated by self-attention modules in DiT blocks. In this framework, rotary positional encoding (RoPE) plays a crucial role, as it distinguishes video tokens from reference tokens and differentiates between distinct subjects. When extending from single-view to multi-view S2V (MV-S2V), RoPE further needs to discriminate between different subjects and different reference views of the same subject. We conduct a meticulous investigation below into RoPE designs tailored for MV-S2V.

Vanilla RoPE. Following prior works [Jiang et al. 2025; Liu et al. 2025c], the reference latents are directly appended to video latents along the temporal dimension, as shown in Figure 4 (b). This strategy retains the inherent structure of the base model. However, both different subjects and distinct reference views of the same subject may appear in adjacent frames under this setting, potentially causing the model to confuse these two cases.

Spatially Shifted RoPE (SS-RoPE). To avoid such confusion, we consider separating different subjects via frame dimension and distinct views of the same subject via spatial dimension. As shown in Figure 4 (c), we arrange the references of the same subject within a single temporal frame, with different views shifted in the spatial domain. However, such a spatial shift is absent in the base model training and must be learned from scratch during fine-tuning. Additionally, video frames and references lack clear separation in RoPE.

Temporally Shifted RoPE (TS-RoPE). We turn back to a unified discrimination logic within the frame dimension and propose TS-RoPE. As shown in Figure 4 (d), a fixed temporal shift δ is inserted between the video and references, as well as between the reference latents of different subjects. Different reference views of the same subject are arranged in adjacent frames. This design effectively distinguishes between video frames and references, and achieves clear separation between different subjects and distinct views of the same subject within the references, meanwhile being close to the inherent structure of the base model. The experimental results in Section 5.4 consolidate the superiority of this design.

4.3 Training and Inference

Training Setup. Our training framework is built upon Rectified Flow (RF) [Lipman et al. 2022; Liu et al. 2022] with adjusted noise distribution sampling [Esser et al. 2024]. The core goal of RF is to learn a flow field capable of transforming Gaussian noise into high-quality, meaningful data samples. During training, the clean video latents $x_0 = F^v$ are first interpolated with Gaussian noise $\epsilon \sim \mathcal{N}(0, I)$ to get the noisy state $x_t = (1 - t) \cdot x_0 + t \cdot \epsilon$, where time step t is randomly sampled and scaled to the range $[0, 1]$ relative to the total diffusion steps ($T = 1000$). Our DiT model G_θ is tasked with predicting the velocity vector v_t to match the true velocity of the interpolation, $u_t = dx_t/dt$. The model’s prediction is formulated as:

$$v_t = G_\theta(x_t, t, F^r, y) \quad (2)$$

where F^r and y denote reference and textual conditioning. Consequently, the RF training objective is to minimize the Mean Squared Error (MSE) loss between the predicted and ground-truth velocities:

$$\mathcal{L}_{\text{rf}} = \|v_t - u_t\|^2 \quad (3)$$

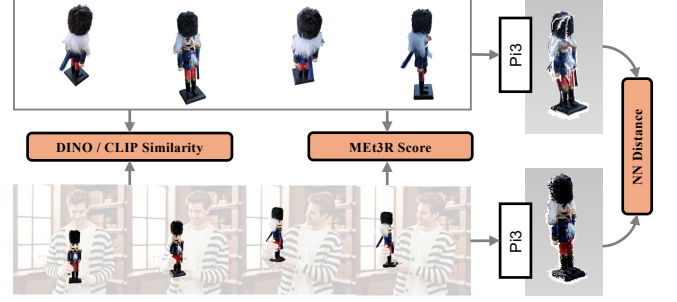


Fig. 4. Illustration about our multi-view / 3D subject consistency metrics.

We fine-tune our model from the open-sourced Phantom-Wan model [HuggingFace 2025], which shares the same model architecture with Wan2.1-T2V and has been trained for single-view S2V on large-scale data [Chen et al. 2025a]. During training, we apply a 0.1 dropout rate to reference and textual inputs respectively. Furthermore, we randomly drop and shuffle the multi-view reference inputs for each sample to enhance the generalization to varying input view numbers and orders. The model is trained for 2,000 iterations with FusedAdam optimizer (batch size is 64, learning rate is 1×10^{-5}). The total computational cost amounts to $\sim 3,600$ GPU hours on A100.

Inference Setup. Denoising is performed with UniPC sampler [Zhao et al. 2023] for 50 steps. Classifier-free guidance (CFG) is employed to strengthen both reference and textual conditioning at each step, i.e.,

$$x_{t-1} = x_{t-1}^\varnothing + \omega_R(x_{t-1}^R - x_{t-1}^\varnothing) + \omega_y(x_{t-1}^{R,y} - x_{t-1}^R) \quad (4)$$

where x_{t-1}^\varnothing denotes the unconditional denoising output, x_{t-1}^R denotes the denoising output conditioned on reference images, and $x_{t-1}^{R,y}$ denotes the denoising output conditioned on reference images and textual inputs. We set $\omega_R = 2.5$ and $\omega_y = 7.5$.

5 Experiments

5.1 Benchmark

We take the 35 objects from NAVI [Jampani et al. 2023] dataset and sample 4 sparse views as reference images. We also generate 35 human reference images for HOI scenario with AI image generation tool (Nano-Banana [Google 2025b]) to avoid privacy issues. The 35 sets of multi-view object reference images are then used either independently as input for the OC scenario or combined with human images as input for the HOI scenario, yielding 35 evaluation samples for each scenario.

5.2 Evaluation Metrics

We follow previous works to extensively evaluate S2V generation from three aspects. (1) **Overall video quality:** we adopt three commonly used metrics from VBench: imaging quality, aesthetic quality, and motion smoothness. (2) **Text-video consistency:** The prompt following ability is assessed using the ViCLIP score. (3) **Subject-video consistency:** We detect and segment subjects from videos using Grounded SAM [Ren et al. 2024]. After that, we design

Table 1. Quantitative results of all methods on Object-Centric (OC) and Human-Object Interaction (HOI) scenes.

Object-Centric (OC)	Multi-View Subject Consistency						3D Subject Consistency		Visual Quality			Prompt
	$S_{dino}^{v \rightarrow r} \uparrow$	$S_{dino}^{r \rightarrow v} \uparrow$	$S_{clip}^{v \rightarrow r} \uparrow$	$S_{clip}^{r \rightarrow v} \uparrow$	$S_{met3r}^{v \rightarrow r} \downarrow$	$S_{met3r}^{r \rightarrow v} \downarrow$	$D_{nn}^{v \rightarrow r} \downarrow$	$D_{nn}^{r \rightarrow v} \downarrow$	Aesthetic \uparrow	Imaging \uparrow	Motion \uparrow	ViCLIP \uparrow
Phantom-SV [Liu et al. 2025c]	0.773	<u>0.725</u>	0.894	0.888	0.148	<u>0.164</u>	0.108	<u>0.103</u>	0.603	0.739	0.991	<u>0.235</u>
Phantom-MV [Liu et al. 2025c]	<u>0.788</u>	0.724	0.914	<u>0.895</u>	<u>0.123</u>	<u>0.164</u>	<u>0.070</u>	0.127	0.610	0.707	0.994	0.237
MAGREF-SV [Deng et al. 2025]	0.635	0.613	0.849	0.847	0.203	0.202	0.255	0.187	<u>0.608</u>	0.719	<u>0.993</u>	0.229
MAGREF-MV [Deng et al. 2025]	0.637	0.613	0.845	0.846	0.202	0.204	0.220	0.171	<u>0.608</u>	0.716	<u>0.993</u>	0.231
MV-S2V (Ours)	0.816	0.778	<u>0.906</u>	0.907	0.109	0.127	0.017	0.031	0.562	<u>0.731</u>	0.990	0.234
Human-Object Interaction (HOI)	Multi-View Subject Consistency						3D Subject Consistency		Visual Quality			Prompt
	$S_{dino}^{v \rightarrow r} \uparrow$	$S_{dino}^{r \rightarrow v} \uparrow$	$S_{clip}^{v \rightarrow r} \uparrow$	$S_{clip}^{r \rightarrow v} \uparrow$	$S_{met3r}^{v \rightarrow r} \downarrow$	$S_{met3r}^{r \rightarrow v} \downarrow$	$D_{nn}^{v \rightarrow r} \downarrow$	$D_{nn}^{r \rightarrow v} \downarrow$	Aesthetic \uparrow	Imaging \uparrow	Motion \uparrow	ViCLIP \uparrow
Phantom-SV [Liu et al. 2025c]	<u>0.682</u>	<u>0.687</u>	<u>0.859</u>	<u>0.868</u>	0.153	<u>0.162</u>	0.331	<u>0.276</u>	<u>0.598</u>	<u>0.751</u>	<u>0.993</u>	<u>0.199</u>
Phantom-MV [Liu et al. 2025c]	0.659	0.675	0.828	0.850	0.177	0.173	<u>0.306</u>	0.295	0.576	0.723	0.992	0.197
MAGREF-SV [Deng et al. 2025]	0.585	0.606	0.802	0.825	0.203	0.186	0.339	0.297	0.579	0.744	0.986	0.196
MAGREF-MV [Deng et al. 2025]	0.585	0.619	0.804	0.831	0.198	0.180	0.415	0.330	0.559	0.740	0.986	0.195
MV-S2V (Ours)	0.717	0.713	0.864	0.872	<u>0.154</u>	0.161	0.043	0.022	0.601	0.759	0.995	0.216

the following two sets of metrics to measure the consistency between subjects extracted from the video and subjects from reference images.

Multi-View Subject Consistency. For a specific subject, we term the M reference views as $I^r = \{I_m^r | m = 1 \dots M\}$, and the N views from generated video as $I^v = \{I_n^v | n = 1 \dots N\}$. We first measure if each generated view is consistent with at least one of reference views via DINO (or CLIP) feature similarity, *i.e.*,

$$S_{dino}^{v \rightarrow r} = \frac{1}{N} \sum_{n=1}^N \max_{m \in \{1, \dots, M\}} S_{dino}(I_n^v, I_m^r) \quad (5)$$

where $S_{dino}(\cdot, \cdot)$ denotes DINO feature similarity between two images. The CLIP-based variant is omitted for brevity.

We also care if generated views can fully cover the provided reference views. Specifically, we measure if each reference view is well displayed by at least one of generated views, *i.e.*,

$$S_{dino}^{r \rightarrow v} = \frac{1}{M} \sum_{m=1}^M \max_{n \in \{1, \dots, N\}} S_{dino}(I_n^v, I_m^r) \quad (6)$$

Beyond directly measuring the feature similarity based on original images, we also adopt the recently proposed MEt3R score [Asim et al. 2025] to measure the feature similarity between the generated views and the reference views with camera viewpoints aligned. Similar to above, we compute MEt3R scores in a bi-directional manner:

$$S_{met3r}^{v \rightarrow r} = \frac{1}{N} \sum_{n=1}^N \min_{m \in \{1, \dots, M\}} MEt3R(I_n^v, I_m^r) \quad (7)$$

$$S_{met3r}^{r \rightarrow v} = \frac{1}{M} \sum_{m=1}^M \min_{n \in \{1, \dots, N\}} MEt3R(I_n^v, I_m^r) \quad (8)$$

where $MEt3R(\cdot, \cdot)$ denotes MEt3R score between two images. Readers can refer to [Asim et al. 2025] for more details.

3D Subject Consistency. We leverage the advanced 3D foundation model π^3 [Wang et al. 2025c] to estimate 3D point clouds P^r and P^v of the subject from reference views and generated views respectively. We first measure if the generated subject point cloud can match at least part of the reference point cloud via nearest-neighbor

(NN) distance, *i.e.*,

$$D_{nn}^{v \rightarrow r} = \frac{1}{|P^v|} \sum_{p^v \in P^v} \min_{p^r \in P^r} \|p^v - p^r\|_2 \quad (9)$$

We also measure if the generated point cloud can fully cover the reference point cloud, *i.e.*,

$$D_{nn}^{r \rightarrow v} = \frac{1}{|P^r|} \sum_{p^r \in P^r} \min_{p^v \in P^v} \|p^r - p^v\|_2 \quad (10)$$

5.3 Comparison with Prior Works

We compare our method with latest open-source methods Phantom [Liu et al. 2025c] and MAGREF [Deng et al. 2025]. Two variants of each baseline are evaluated for fair comparison: **(1) Single-View (SV):** We follow the common practice of the baselines and feed a single-view reference image for each subject. **(1) Multi-View (MV):** We feed the baselines with the same multi-view reference images as ours, although such discrepancy between training and inference settings may cause degraded visual quality.

Analysis: As shown in Table 1, our method achieves superior performance over the baselines on subject consistency, and competitive performance on visual quality and prompt following ability. As shown in Figures 6 and 7, single-view baselines only adheres to a single reference view and make guesses about other views which are often inconsistent with the actual appearance of real subjects. On the other hand, multi-view baselines tend to generate artifacts such as object deformation or fragmentation, due to discrepancies between the training and inference settings.

5.4 Ablation Study

Reference Conditioning. We ablate our reference conditioning with different designs discussed in Section 4.2: (1) Vanilla RoPE, (2) Spatially Shifted RoPE (SS-RoPE), and (3) Temporally Shifted RoPE (TS-RoPE). As shown in Table 2, TS-RoPE achieves the best subject consistency. Figure 5 further presents qualitative results, where the two sub-optimal designs suffer from object deformation and abrupt video content changes, arising from the lack of discrimination between video and cross-view / subject references.

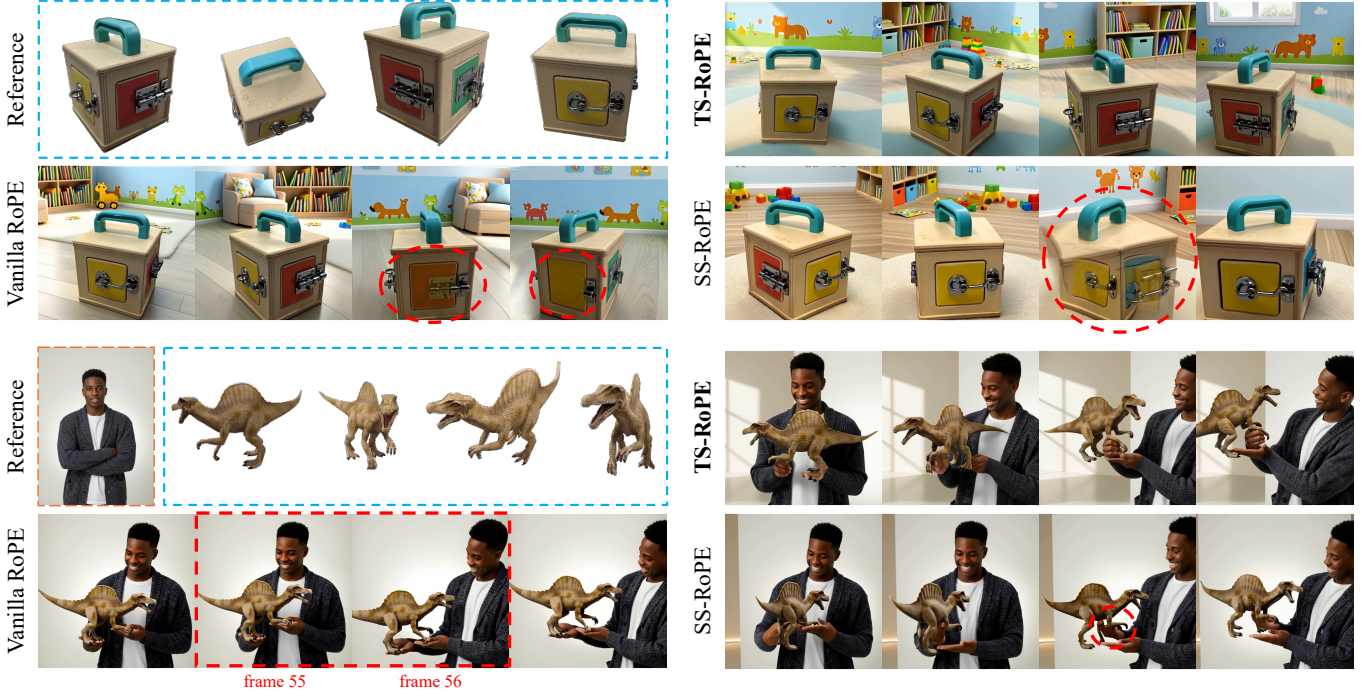


Fig. 5. Qualitative results of ablation study for reference conditioning. Artifacts in generated results, *i.e.*, object deformation, abrupt changes, are highlighted.

Table 2. Ablation study about reference conditioning.

	Object-Centric (OC)								Human-Object Interaction (HOI)							
	Multi-View Subject Consistency						3D Subject Consistency		Multi-View Subject Consistency						3D Subject Consistency	
	$S_{dino}^{v \rightarrow r} \uparrow$	$S_{dino}^{r \rightarrow v} \uparrow$	$S_{clip}^{v \rightarrow r} \uparrow$	$S_{clip}^{r \rightarrow v} \uparrow$	$S_{met3r}^{v \rightarrow r} \uparrow$	$S_{met3r}^{r \rightarrow v} \uparrow$	$D_{nn}^{v \rightarrow r} \downarrow$	$D_{nn}^{r \rightarrow v} \downarrow$	$S_{dino}^{v \rightarrow r} \uparrow$	$S_{dino}^{r \rightarrow v} \uparrow$	$S_{clip}^{v \rightarrow r} \uparrow$	$S_{clip}^{r \rightarrow v} \uparrow$	$S_{met3r}^{v \rightarrow r} \uparrow$	$S_{met3r}^{r \rightarrow v} \uparrow$	$D_{nn}^{v \rightarrow r} \downarrow$	$D_{nn}^{r \rightarrow v} \downarrow$
Vanilla	0.795	0.765	0.896	0.899	0.109	0.122	0.057	0.069	0.706	0.71	0.862	0.873	0.155	0.166	0.109	0.049
SS-RoPE	0.806	0.765	0.899	0.899	0.109	0.128	0.799	0.885	0.685	0.682	0.852	0.860	0.166	0.174	0.069	0.054
TS-RoPE	0.816	0.778	0.906	0.907	0.109	0.127	0.017	0.031	0.717	0.713	0.864	0.872	0.154	0.161	0.043	0.022

Table 3. Ablation study about reference view numbers.

Number of Ref. Views	Object-Centric (OC)								Human-Object Interaction (HOI)							
	Multi-View Subject Consistency						3D Subject Consistency		Multi-View Subject Consistency						3D Subject Consistency	
	$S_{dino}^{v \rightarrow r} \uparrow$	$S_{dino}^{r \rightarrow v} \uparrow$	$S_{clip}^{v \rightarrow r} \uparrow$	$S_{clip}^{r \rightarrow v} \uparrow$	$S_{met3r}^{v \rightarrow r} \uparrow$	$S_{met3r}^{r \rightarrow v} \uparrow$	$D_{nn}^{v \rightarrow r} \downarrow$	$D_{nn}^{r \rightarrow v} \downarrow$	$S_{dino}^{v \rightarrow r} \uparrow$	$S_{dino}^{r \rightarrow v} \uparrow$	$S_{clip}^{v \rightarrow r} \uparrow$	$S_{clip}^{r \rightarrow v} \uparrow$	$S_{met3r}^{v \rightarrow r} \uparrow$	$S_{met3r}^{r \rightarrow v} \uparrow$	$D_{nn}^{v \rightarrow r} \downarrow$	$D_{nn}^{r \rightarrow v} \downarrow$
1	0.775	0.734	0.893	0.893	0.119	0.140	0.039	0.079	0.640	0.627	0.836	0.842	0.170	0.190	0.070	0.071
2	0.790	0.762	0.893	0.898	0.115	0.132	0.042	0.059	0.661	0.658	0.844	0.855	0.167	0.180	0.080	0.043
3	0.809	0.772	0.904	0.902	0.119	0.140	0.025	0.048	0.693	0.696	0.860	0.872	0.162	0.165	0.062	0.039
4	0.816	0.778	0.906	0.907	0.109	0.127	0.017	0.031	0.717	0.713	0.864	0.872	0.154	0.161	0.043	0.022

Reference View Numbers. We further test the applicability of our method to different number of reference views. As shown in Table 3, our method can accommodate variable view numbers as references, while more reference views tend to bring better multi-view / 3D subject consistency.

6 Conclusion

In this work, we address the limitations of single-view S2V by proposing and solving the Multi-View Subject-to-Video Generation (MV-S2V) task, which enforces 3D subject consistency. To achieve this, we develop a novel framework tackling key issues of data scarcity and multi-view reference conditioning. First, we

overcome data scarcity via a highly controllable synthetic data curation pipeline to generate large-scale customized training data, complemented by a small-scale real-world captured dataset. Second, we design an effective TS-RoPE for multi-view reference conditioning, which clearly separates cross-subject and cross-view references in conditional generation. Our framework demonstrates superior performance and remarkable 3D subject consistency, establishing MV-S2V as a crucial next direction for subject-driven video synthesis, especially in high-fidelity applications like advertising and augmented reality.

References

- Mohammad Asim, Christopher Wewer, Thomas Wimmer, Bernt Schiele, and Jan Eric Lenssen. 2025. MET3R: Measuring Multi-View Consistency in Generated Images. *CVPR* (2025).
- Andreas Blattmann, Tim Dockhorn, Sumith Kulal, Daniel Mendelevitch, Maciej Kilian, Dominik Lorenz, Yam Levi, Zion English, Vikram Voleti, Adam Letts, Varun Jampani, and Robin Rombach. 2023. Stable Video Diffusion: Scaling Latent Video Diffusion Models to Large Datasets. *arXiv:2311.15127* (2023).
- Chenjie Cao, Jingkai Zhou, Shikai Li, Jingyun Liang, Chaohui Yu, Fan Wang, Xiangyang Xue, and Yanwei Fu. 2025. Uni3C: Unifying Precisely 3D-Enhanced Camera and Human Motion Controls for Video Generation. *arXiv:2504.14899* (2025).
- Tsai-Shien Chen, Aliaksandr Siarohin, Willi Menapace, Yuwei Fang, Kwot Sin Lee, Ivan Skorokhodov, Kfir Aberman, Jun-Yan Zhu, Ming-Hsuan Yang, and Sergey Tulyakov. 2025b. Multi-subject Open-set Personalization in Video Generation. *CVPR* (2025).
- Xi Chen, Zhifei Zhang, He Zhang, Yujian Zhou, Soo Ye Kim, Qing Liu, Yijun Li, Jianming Zhang, Nanxuan Zhao, Yilin Wang, Hui Ding, Zhe Lin, and Hengshuang Zhao. 2025c. UniReal: Universal Image Generation and Editing via Learning Real-world Dynamics. *CVPR* (2025).
- Zhuowei Chen, Shancheng Fang, Wei Liu, Qian He, Mengqi Huang, and Zhendong Mao. 2024. DreamIdentity: Enhanced Editability for Efficient Face-Identity Preserved Image Generation. *AAAI* (2024).
- Zhuowei Chen, Bingchuan Li, Tianxiang Ma, Lijie Liu, Mingcong Liu, Yi Zhang, Gen Li, Xinghui Li, Siyu Zhou, Qian He, and Xinglong Wu. 2025a. Phantom-Data : Towards a General Subject-Consistent Video Generation Dataset. *arXiv:2506.18851* (2025).
- Mehdi Cherti, Romain Beaumont, Ross Wightman, Mitchell Wortsman, Gabriel Ilharco, Cade Gordon, Christoph Schuhmann, Ludwig Schmidt, and Jenia Jitsev. 2023. Reproducible Scaling Laws for Contrastive Language-Image Learning. *CVPR* (2023).
- Yufan Deng, Xun Guo, Yuanyang Yin, Jacob Zhiyuan Fang, Yiding Yang, Yizhi Wang, Shenghai Yuan, Angtian Wang, Bo Liu, Haibin Huang, and Chongyang Ma. 2025. MAGREF: Masked Guidance for Any-Reference Video Generation. *arXiv:2505.23742* (2025).
- Patrick Esser, Sumith Kulal, Andreas Blattmann, Rahim Entezari, Jonas Müller, Harry Saini, Yam Levi, Dominik Lorenz, Axel Sauer, Frederic Boesel, Dustin Podell, Tim Dockhorn, Zion English, and Robin Rombach. 2024. Scaling Rectified Flow Transformers for High-Resolution Image Synthesis. *ICML* (2024).
- Rinon Gal, Yuval Alaluf, Yuval Atzmon, Or Patashnik, Amit Haim Bermano, Gal Chechik, and Daniel Cohen-Or. 2023. An Image is Worth One Word: Personalizing Text-to-Image Generation using Textual Inversion. *ICLR* (2023).
- Google. 2025a. Gemini. <https://gemini.google.com>.
- Google. 2025b. Nano Banana. <https://aistudio.google.com/models/gemini-2-5-flash-image>.
- Yuwei Guo, Ceyuan Yang, Anyi Rao, Zhengyang Liang, Yaohui Wang, Yu Qiao, Maneesh Agrawala, Dahua Lin, and Bo Dai. 2024b. AnimateDiff: Animate Your Personalized Text-to-Image Diffusion Models without Specific Tuning. *ICLR* (2024).
- Zinan Guo, Yanze Wu, Zhuowei Chen, Lang Chen, Peng Zhang, and Qian He. 2024a. PuLID: Pure and Lightning ID Customization via Contrastive Alignment. *NeurIPS* (2024).
- Zhen Han, Zeyinzi Jiang, Yulin Pan, Jingfeng Zhang, Chaojie Mao, Chen-Wei Xie, Yu Liu, and Jingren Zhou. 2025. ACE: All-round Creator and Editor Following Instructions via Diffusion Transformer. *ICLR* (2025).
- Xuanhua He, Quande Liu, Shengju Qian, Xin Wang, Tao Hu, Ke Cao, Keyu Yan, Man Zhou, and Jie Zhang. 2024. ID-Animator: Zero-Shot Identity-Preserving Human Video Generation. *arXiv:2404.15275* (2024).
- Jonathan Ho, Ajay Jain, and Pieter Abbeel. 2020. Denoising Diffusion Probabilistic Models. *NeurIPS* (2020).
- Edward J. Hu, Yelong Shen, Phillip Wallis, Zeyuan Allen-Zhu, Yuanzhi Li, Shean Wang, Lu Wang, and Weizhu Chen. 2022. LoRA: Low-Rank Adaptation of Large Language Models. *ICLR* (2022).
- Lianghua Huang, Wei Wang, Zhi-Fan Wu, Yupeng Shi, Huanzhang Dou, Chen Liang, Yutong Feng, Yu Liu, and Jingren Zhou. 2024. In-Context LoRA for Diffusion Transformers. *arXiv:2410.23775* (2024).
- Yuzhou Huang, Ziyang Yuan, Quande Liu, Qiulin Wang, Xintao Wang, Ruimao Zhang, Pengfei Wan, Di Zhang, and Kun Gai. 2025. ConceptMaster: Multi-Concept Video Customization on Diffusion Transformer Models Without Test-Time Tuning. *arXiv:2501.04698* (2025).
- HuggingFace. 2025. Phantom-Wan. <https://huggingface.co/bytedance-research/Phantom>.
- Varun Jampani, Kevis-Kokitsi Maninis, Andreas Engelhardt, Arjun Karpur, Karen Truong, Kyle Sargent, Stefan Popov, André Araújo, Ricardo Martin-Brualla, Kaushal Patel, Daniel Vlasic, Vittorio Ferrari, Ameesh Makadia, Ce Liu, Yuanzhen Li, and Howard Zhou. 2023. NAVI: Category-Agnostic Image Collections with High-Quality 3D Shape and Pose Annotations. *NeurIPS* (2023).
- Zeyinzi Jiang, Zhen Han, Chaojie Mao, Jingfeng Zhang, Yulin Pan, and Yu Liu. 2025. VACE: All-in-One Video Creation and Editing. *ICCV* (2025).
- Kling. 2024. Image to Video. <https://app.klingai.com/global/image-to-video/multi-id/new>.
- Weijie Kong, Qi Tian, Zijian Zhang, Rox Min, Zuozhuo Dai, Jin Zhou, Jiangfeng Xiong, Xin Li, Bo Wu, Jianwei Zhang, Kathrina Wu, Qin Lin, Junkun Yuan, Yanxin Long, Aladdin Wang, Andong Wang, Changlin Li, DuoJun Huang, Fang Yang, Hao Tan, Hongmei Wang, Jacob Song, Jiawang Bai, Jianbing Wu, Jinbao Xue, Joey Wang, Kai Wang, Mengyang Liu, Pengyu Li, Shuai Li, Weiyang Wang, Wenqing Yu, Xincheng Deng, Yang Li, Yi Chen, Yutao Cui, Yuanbo Peng, Zhentao Yu, Zhiyu He, Zhiyong Xu, Zixiang Zhou, Zunnan Xu, Yangyu Tao, Qinglin Lu, Songtao Liu, Daquan Zhou, Hongfa Wang, Yong Yang, Di Wang, Yuhong Liu, Jie Jiang, and Caesar Zhong. 2024. HunyuanVideo: A Systematic Framework For Large Video Generative Models. *arXiv:2412.03603* (2024).
- Feng Liang, Haoyu Ma, Zecheng He, Tingbo Hou, Ji Hou, Kunpeng Li, Xiaoliang Dai, Felix Juefei-Xu, Samaneh Azadi, Animesh Sinha, Peizhao Zhang, Peter Vajda, and Diana Marculescu. 2025. Movie Weaver: Tuning-Free Multi-Concept Video Personalization with Anchored Prompts. *CVPR* (2025).
- Yaron Lipman, Ricky T. Q. Chen, Heli Ben-Hamu, Maximilian Nickel, and Matt Le. 2022. Flow Matching for Generative Modeling. *ICLR* (2022).
- Bangya Liu, Xinyu Gong, Zelin Zhao, Ziyang Song, Yulei Lu, Suhui Wu, Jun Zhang, Suman Banerjee, and Hao Zhang. 2025a. ByteLoom: Weaving Geometry-Consistent Human-Object Interactions through Progressive Curriculum Learning. *arXiv:2512.22854* (2025).
- Kun Liu, Qi Liu, Xincheng Liu, Jie Li, Yongdong Zhang, Jiebo Luo, Xiaodong He, and Wu Liu. 2025b. HOI-Gen-1M: A Large-scale Dataset for Human-Object Interaction Video Generation. *CVPR* (2025).
- Lijie Liu, Tianxiang Ma, Bingchuan Li, Zhuowei Chen, Jiawei Liu, Qian He, and Xinglong Wu. 2025c. Phantom: Subject-consistent video generation via cross-modal alignment. *ICCV* (2025).
- Xingchao Liu, Chengyue Gong, and Qiang Liu. 2022. Flow Straight and Fast: Learning to Generate and Transfer Data with Rectified Flow. *ICLR* (2022).
- OpenAI. 2023. Sora. <https://openai.com>.
- Maxime Oquab, Timothée Darcet, Théo Moutakanni, Huy V. Vo, Marc Szafraniec, Vasil Khalidov, Pierre Fernandez, Daniel Haziza, Francisco Massa, Alaaeldin El-Nouby, Mido Assran, Nicolas Ballas, Wojciech Galuba, Russell Howes, Po-Yao Huang, Shang-Wen Li, Ishan Misra, Michael Rabbat, Vasu Sharma, Gabriel Synnaeve, Hu Xu, Hervé Jegou, Julien Mairal, Patrick Labatut, Armand Joulin, and Piotr Bojanowski. 2024. DINOv2: Learning Robust Visual Features without Supervision. *Trans. Mach. Learn. Res.* (2024).
- William Peebles and Saining Xie. 2023. Scalable Diffusion Models with Transformers. *ICCV* (2023).
- Colin Raffel, Noam M. Shazeer, Adam Roberts, Katherine Lee, Sharan Narang, Michael Matena, Yanqi Zhou, Wei Li, and Peter J. Liu. 2019. Exploring the Limits of Transfer Learning with a Unified Text-to-Text Transformer. *J. Mach. Learn. Res.* (2019).
- Jeremy Reizenstein, Roman Shapovalov, Philipp Henzler, Luca Sbordone, Patrick Labatut, and David Novotný. 2021. Common Objects in 3D: Large-Scale Learning and Evaluation of Real-life 3D Category Reconstruction. *ICCV* (2021).
- Tianhe Ren, Shilong Liu, Ailing Zeng, Jing Lin, Kunchang Li, He Cao, Jiayu Chen, Xinyu Huang, Yukang Chen, Feng Yan, Zhaoyang Zeng, Hao Zhang, Feng Li, Jie Yang, Hongyang Li, Qing Jiang, and Lei Zhang. 2024. Grounded SAM: Assembling Open-World Models for Diverse Visual Tasks. *arXiv:2401.14159* (2024).
- Robin Rombach, Andreas Blattmann, Dominik Lorenz, Patrick Esser, and Björn Ommer. 2022. High-Resolution Image Synthesis with Latent Diffusion Models. *CVPR* (2022).
- Olaf Ronneberger, Philipp Fischer, and Thomas Brox. 2015. U-Net: Convolutional Networks for Biomedical Image Segmentation. *MICCAI* (2015).
- Nataniel Ruiz, Yuanzhen Li, Varun Jampani, Yael Pritch, Michael Rubinstein, and Kfir Aberman. 2023. DreamBooth: Fine Tuning Text-to-Image Diffusion Models for Subject-Driven Generation. *CVPR* (2023).
- Viraj Shah, Nataniel Ruiz, Forrester Cole, Erika Lu, Svetlana Lazebnik, Yuanzhen Li, and Varun Jampani. 2024. ZipLoRA: Any Subject in Any Style by Effectively Merging LoRAs. *ECCV* (2024).
- Uriel Singer, Adam Polyak, Thomas Hayes, Xi Yin, Jie An, Songyang Zhang, Qiyuan Hu, Harry Yang, Oron Ashual, Oran Gafni, Devi Parikh, Sonal Gupta, and Yaniv Taigman. 2023. Make-A-Video: Text-to-Video Generation without Text-Video Data. *ICLR* (2023).
- Ang Wang, Baole Ai, Bin Wen, Chaojie Mao, Chen-Wei Xie, Di Chen, Fei Wu, Haiming Zhao, Jianxiao Yang, Jianyuan Zeng, Jiayu Wang, Jingfeng Zhang, Jingren Zhou, Jinkai Wang, Jixuan Chen, Kai Zhu, Kang Zhao, Keyu Yan, Lianghua Huang, Xiaofeng Meng, Ningyi Zhang, Pandeng Li, Pingyu Wu, Ruihang Chu, Ruili Feng, Shiwei Zhang, Siyang Sun, Tao Fang, Tianxing Zhang, Tianyi Gui, Tingyu Weng, Tong Shen, Wei Lin, Wei Wang, Wei Wang, Wenmeng Zhou, Wentao Wang, Wenting Shen, Wenyuan Yu, Xianzhong Shi, Xiaoming Huang, Xin Xu, Yan Kou, Yangyu Lv, Yifei Li, Yijing Liu, Yiming Wang, Yingya Zhang, Yitong Huang, Yong Li, You Wu, Yu Liu, Yulin Pan, Yun Zheng, Yuntao Hong, Yupeng Shi, Yutong Feng, Zeyinzi Jiang, Zhen Han, Zhi-Fan Wu, and Ziyu Liu. 2025a. Wan: Open and Advanced Large-Scale Video Generative Models. *arXiv:2503.20314* (2025).
- Jianyuan Wang, Zhijie Lin, Meng Wei, Yang Zhao, Ceyuan Yang, Chen Change Loy, and Lu Jiang. 2025b. SeedVR: Seeding Infinity in Diffusion Transformer Towards Generic Video Restoration. *CVPR* (2025).

- Qixun Wang, Xu Bai, Haofan Wang, Zekui Qin, and Anthony Chen. 2024. InstantID: Zero-shot Identity-Preserving Generation in Seconds. *arXiv:2401.07519* (2024).
- Yifan Wang, Jianjun Zhou, Haoyi Zhu, Wenzheng Chang, Yang Zhou, Zizun Li, Junyi Chen, Jiangmiao Pang, Chunhua Shen, and Tong He. 2025c. π^3 : Scalable Permutation-Equivariant Visual Geometry Learning. *arXiv:2507.13347* (2025).
- Shitao Xiao, Yueze Wang, Junjie Zhou, Huaying Yuan, Xingrun Xing, Ruiran Yan, Chaofan Li, Shuting Wang, Tiejun Huang, and Zheng Liu. 2025. OmniGen: Unified Image Generation. *CVPR* (2025).
- Zhuoyi Yang, Jiayan Teng, Wendi Zheng, Ming Ding, Shiyu Huang, Jiazheng Xu, Yuanming Yang, Wenyi Hong, Xiaohan Zhang, Guanyu Feng, Da Yin, Yuxuan Zhang, Weihao Wang, Yean Cheng, Bin Xu, Xiaotao Gu, Yuxiao Dong, and Jie Tang. 2025. CogVideoX: Text-to-Video Diffusion Models with An Expert Transformer. *ICLR* (2025).
- Hu Ye, Jun Zhang, Sibo Liu, Xiao Han, and Wei Yang. 2023. IP-Adapter: Text Compatible Image Prompt Adapter for Text-to-Image Diffusion Models. *arXiv:2308.06721* (2023).
- Liping Yuan, Jiawei Wang, Haomiao Sun, Yuchen Zhang, and Yuan Lin. 2025b. Tarsier2: Advancing Large Vision-Language Models from Detailed Video Description to Comprehensive Video Understanding. *arXiv:2501.07888* (2025).
- Shenghai Yuan, Jinfa Huang, Xianyi He, Yunyang Ge, Yujun Shi, Liuhan Chen, Jiebo Luo, and Li Yuan. 2025a. Identity-Preserving Text-to-Video Generation by Frequency Decomposition. *CVPR* (2025).
- Zhenxing Zhang, Jiayan Teng, Zhuoyi Yang, Tiankun Cao, Cheng Wang, Xiaotao Gu, Jie Tang, Dan Guo, and Meng Wang. 2025. Kaleido: Open-Sourced Multi-Subject Reference Video Generation Model. *arXiv:2510.18573* (2025).
- Wenliang Zhao, Lujia Bai, Yongming Rao, Jie Zhou, and Jiwen Lu. 2023. UniPC: A Unified Predictor-Corrector Framework for Fast Sampling of Diffusion Models. *NeurIPS* (2023).
- Zelin Zhao, Xinyu Gong, Bangya Liu, Ziyang Song, Jun Zhang, Suhui Wu, Yongxin Chen, and Hao Zhang. 2025. CETCAM: Camera-Controllable Video Generation via Consistent and Extensible Tokenization. *arXiv:2512.19020* (2025).




Fig. 6. Qualitative results of all methods on Object-Centric (OC) scenes. Inconsistencies and artifacts in generated results are highlighted.



Fig. 7. Qualitative results of all methods on Human-Object Interaction (HOI) scenes. Inconsistencies and artifacts in generated results are highlighted.

A More Details about Synthetic Data Curation

Here we provide additional details about our synthetic data curation. Specifically, we design system prompts for Gemini [Google 2025a] to generate per-scene text prompts for S2I [Google 2025b] and I2V [Cao et al. 2025; Wang et al. 2025a] models in image and video synthesis stages. We also design system prompts to guide existing VLM [Google 2025a; Yuan et al. 2025b] models to automatically analyze generated video content in the following video captioning and data filtering stages. Figures 8 and 9 illustrates the system

prompts employed in each stage of our synthetic data curation pipeline.

B More Details about Evaluation Benchmark

Given object reference images from NAVI [Jampani et al. 2023] and generated human reference images, we also employ Gemini [Google 2025a] to generate per-scene text prompts. The system prompts used are similar to those in video synthesis stage of our synthetic data curation pipeline, so we omit them here for brevity.

Object-Centric (OC) Scenes

You are a top-tier creative director and a master of photorealistic scene design.

I will present you with a product image, and your task is to create a scene description centered on the product, which will be used for AI text-to-image generation.

Rules:

- ****Ignore Packaging Graphics****: Place only the product itself into the scene. DO NOT incorporate any other objects, characters, or design elements that are depicted on the product's packaging, label, or surface graphics.
- ****Rich Environment****: Create a photorealistic background with natural and rich environmental details, e.g., a cozy study room, a sun-drenched park bench. DO NOT simply describe a surface, lights, or shadows.
- ****No Competing Items****: DO NOT incorporate any other objects that are similar to or in the same category as the main product.
- ****No People or Animals****: DO NOT incorporate any people or animals into the scene, including body parts like hands.
- ****No Mirror****: DO NOT include any mirrors or highly reflective surfaces.

Output Format:

- Respond ONLY with the scene description of two to three sentences.
- The description MUST follow this structure: "The image focuses on ... from the [Input Image]. The background features ..."

Human-Object Interaction (HOI) Scenes

You are a top-tier creative director and a master of photorealistic scene design.

I will present you with a person image and a product image, and your task is to create a scene description, which will be used for AI text-to-image generation.

Rules:

- ****Main Action****: The person is holding the product with both hands and presenting it.
- ****Scale Down Large Objects****: If the product is too large to be held by hands, e.g., a car or motorcycle, you MUST describe it as a toy version, e.g., a toy car or toy motorcycle.
- ****Ignore Packaging Graphics****: Place only the product itself into the scene. DO NOT incorporate any other objects, characters, or design elements that are depicted on the product's packaging, label, or surface graphics.
- ****Rich Environment****: Create a photorealistic background with natural and rich environmental details, e.g., a cozy study room, a sun-drenched park bench. DO NOT simply describe a surface, lights, or shadows.

Output Format:

- Respond ONLY with the scene description of two to three sentences.
- The description MUST follow this structure: "The image focuses on ... from the [1st Input Image] holding ... from the [2nd Input Image] with both hands. The background features ..."

(a) System prompts for image synthesis stage

Object-Centric (OC) Scenes

You are a top-tier scene analyst and a master of cinematographer.

I will present you with an image, and your task is to create a video description, which will be used for AI image-to-video generation.

In this video, the camera orbits the main object to reveal a more complete environment.

Rules:

- ****Core Camera Movement****: The primary action MUST be a smooth camera orbit (a circular rotation) around the central object of the image.
- ****Creative & Logical Scene Extension****: As the camera moves, you MUST infer and describe new background elements that were not visible in the original shot.
 - 1) The inferred elements must be simple, logical extensions of the visible scene. For example, if the subject is on a desk against a wall, the camera might reveal a window on the adjacent wall, a bookshelf, or a potted plant in the corner.
 - 2) DO NOT simply describe more of the same wall or a blurry background. You must introduce new, simple objects or features to complete the scene.
- ****No Competing Items****: DO NOT incorporate any other objects that are similar to or in the same category as the main object.
- ****No People or Animals****: DO NOT incorporate any people or animals into the scene, including body parts like hands.
- ****No Mirror****: DO NOT include any mirrors or highly reflective surfaces.

Output Format:

- Respond ONLY with the video description of three to four sentences.
- The description MUST follow this exact structure: "The video starts with [central object's description] in [initial background's description]. As the camera smoothly orbits around the [central object], the background gradually reveals [new, simple, inferred background elements]. All objects in the scene remain perfectly still throughout the video."

Human-Object Interaction (HOI) Scenes

You are a creative director specializing in high-impact e-commerce video advertisements.

I will present you with an image, in which a person is holding a product and presenting it.

Your task is to design a dynamic scene description starting from the image, which will be used for AI image-to-video generation.

Rules:

- ****Commercial Purpose and Tone****: The video's primary goal is to be an engaging e-commerce advertisement. The overall mood MUST be bright, professional, and persuasive, making the product look highly desirable and trustworthy.
- ****Static Camera****: The camera MUST remain static throughout the video.
- ****Sequential Action Flow****: The video MUST follow a clear two-part sequence:
 - 1) **Product Rotation**: The video begins with the person smoothly rotating the product with her/his hands for about half a turn to showcase its design, details, and quality in a compelling way.
 - 2) **Concluding Action**: Immediately after the rotation is complete, the person performs a distinct concluding action that builds trust or desire, such as: giving a confident smile to the viewer, looking down at the product with an appreciative expression, or beginning to explain its features with enthusiasm.
- ****Character Specificity****: DO NOT use the generic term "the person". Use clear description to refer to the person, such as "a young woman", "a teenage boy", or "an elderly man".

Output Format:

- Respond ONLY with the video description of three to four sentences.

(b) System prompts for video synthesis stage

Fig. 8. System prompts for image and video synthesis stages in our synthetic data curation pipeline.

C Limitations and future work.

In this work, we mainly deal with one central subject with multi-view references in OC scenarios, or with an additional human subject in HOI scenarios. Future works may extend to cases where multiple subjects all have multi-view references. On the other hand,

this work focuses on controlling the appearance of a rigid subject in video generation with multi-view references. Future works may extend to controlling a deformable subject with multi-state references, *e.g.*, generating a video of a refrigerator being opened, given reference images of the refrigerator in both closed and open states.

Object-Centric (OC) Scenes

In this video, the camera orbits around a central object, showing it from different views. Describe the video, including the central object, along with the changes in the background as the camera moves.

Output Format:

- Respond ONLY with the video description of two to three sentences.
- The description MUST follow this exact structure: "The video starts with [central object's description] in [initial background's description]. As the camera smoothly orbits around the [central object], the background gradually reveals [other background elements]."

Example:

"The video starts with an acoustic guitar placed on a stand in a cozy wooden cabin living room featuring a stone fireplace and a leather armchair beside a sunlit window. As the camera smoothly orbits around the guitar, the background gradually reveals a wooden bookshelf filled with rustic decor items, a woven basket beside the armchair, and a small indoor plant on a side table near the window."

Human-Object Interaction (HOI) Scenes

This video showcases a person presenting a product. Describe the video with two to three sentences. Focus on the person and the product, along with the person's detailed actions for product presentation. Use clear descriptions to refer to the person, such as old man, young woman, etc. Briefly mention the surrounding background.

Output Format:

- Respond ONLY with the video description of two to three sentences.

Example:

"A young woman elegantly holds the whimsical figurine featuring a character in a playful dinosaur costume sitting on a crescent moon. She smoothly rotates the product halfway around, highlighting its intricate details, soft colors, and delicate craftsmanship under bright, natural lighting. After the rotation, she looks down at the figurine with an appreciative and gentle smile, conveying a heartfelt trust and admiration for the product's quality and charm."

(a) System prompts for video captioning stage

Object-Centric (OC) Scenes

You are a video review expert.

I will present you with a video, and your task is to evaluate the video content and determine whether the video qualifies as a high-quality video.

Definition of High-Quality Video:

- ****Authenticity****: No objects floating in the air.
- ****Cleanliness****: No special effects, subtitles, or watermarks in the video.
- ****Static Scene****: The objects and surrounding environment remain stationary. In particular, the central object the video focuses on shows no movement or deformation. Minor background movements (e.g., grass swaying in the wind) are acceptable.
- ****Physical Plausibility****: No phenomena that violate physical laws (e.g., non-physical structural deformation or flickering of objects).
- ****Subject Shape****: The central object of the video is not a non-thick item such as paper, card, cloth, or a purely 2D planar object.
- ****Simple Scene****: No humans or animals; no mirror reflections or water surfaces; no moving shadows.

Scoring Rules:

- Each criterion is scored as either 0 (not met) or 1 (met).
- You must assign a score to each criterion and provide a corresponding justification.
- A video is deemed "qualified" only if it scores 1 on all criteria.

Output Format:

- Output the evaluation results in the following JSON format:

```
{ "authenticity_score": 1, "authenticity_rationale": "xx", "cleanliness_score": 1, "cleanliness_rationale": "xx", "static_scene_score": 1, "static_scene_rationale": "xx", "physical_plausibility_score": 1, "physical_plausibility_rationale": "xx", "subject_shape_score": 1, "subject_shape_rationale": "xx", "simple_scene_score": 1, "simple_scene_rationale": "xx", "is_qualified_score": 1, "is_qualified_rationale": "xx" }
```

Human-Object Interaction (HOI) Scenes

You are a video review expert.

I will present you with a video, and your task is to evaluate the video content and determine whether the video qualifies as a high-quality video.

Definition of High-Quality Video:

- ****Authenticity****: No missing or extra limbs on the person in the video.
- ****Cleanliness****: No special effects, subtitles, or watermarks in the video.
- ****Rigid Handheld Object****: The object held by the person is a rigid body with no significant deformation throughout the video.
- ****Physical Plausibility****: The structure of the handheld object exhibits no non-physical deformation or flickering, and its appearance remains consistent from the beginning to the end of the video.

Scoring Rules:

- Each criterion is scored as either 0 (not met) or 1 (met).
- You must assign a score to each criterion and provide a corresponding justification.
- A video is deemed "qualified" only if it scores 1 on all criteria.

Output Format:

- Output the evaluation results in the following JSON format:

```
{ "authenticity_score": 1, "authenticity_rationale": "xx", "cleanliness_score": 1, "cleanliness_rationale": "xx", "rigid_handheld_object_score": 1, "rigid_handheld_object_rationale": "xx", "physical_plausibility_score": 1, "physical_plausibility_rationale": "xx", "is_qualified_score": 1, "is_qualified_rationale": "xx" }
```

(b) System prompts for data filtering stage

Fig. 9. System prompts for video captioning and data filtering stages in our synthetic data curation pipeline.