

Persistent Permutability in Choice Petri Nets

Eike Best

*Department of Computer Science, Carl von Ossietzky Universität Oldenburg,
D-26111 Oldenburg, Germany*

Raymond Devillers

*Département d'Informatique, Université Libre de Bruxelles,
B-1050 Brussels, Belgium*

Abstract. Persistence is a strong, global, behavioural property of a Petri net, meaning that no activity can disable a different activity. Persistent permutability is a weaker property, pertaining to individual interleavings of a Petri net and stating that a non-persistent sequence can be permuted into a persistent one. We identify Petri net classes for which persistent permutability already suffices to imply overall persistence. These classes generalise free-choice nets and are related to Petri's concept of "confusion", while they are distinguished from each other by diverse restrictions on the choice structure of a net. We prove Ochmański's conjecture to be correct for these classes.

Keywords: Asymmetric choice, dissymmetric choice, embedding, free-choice, equal conflict, Parikh equivalence, permutations, permutation equivalence, persistence, Petri nets.

1. Introduction

The notion of persistence has been well-established in Petri net theory since [1] (Karp and Miller), [2] (Keller), and especially [3] (Landweber and Robertson who proved that persistent Petri nets have semilinear reachability sets). Persistence is usually viewed as a property of a marked Petri net as a whole, but in [4], the concept was widened to apply to individual interleavings (i.e., firing sequences) of a net. In [4, 5], Ochmański defined a persistent permutability property, which states that one can deduce, from the existence of a given *non-persistent* interleaving, the existence of an equivalent (in

terms of available concurrent permutations), *persistent* interleaving, into which the given one can be permuted. He also conjectured that under certain assumptions, the property of permutability is satisfied. This conjecture is difficult to prove because it concerns the permutability of infinite firing sequences, a property which is not easy to characterise.

If a Petri net is persistent, then it is also persistently permutable, for the simple reason that the identity permutation can be applied to any firing sequence. Our paper addresses the converse question:

Does persistent permutability of finite sequences (called SPE) imply persistence? (1)

Here, “SPE” is a shorthand for “short permutation equivalence”, where “short” refers to “finite”. Once such a result is established for a class of nets, then the permutability of infinite sequences (and in its wake, also the validity of Ochmański’s conjecture) follows.

For general Petri nets, the answer to (1) is negative. Nevertheless, in a precursor of this paper [6], we examined various Petri net classes and were able to show that the answer to (1) is “yes” in the class of pure and safe dissymmetric choice (DC) nets and in the class of safe free-choice (FC) Petri nets [7, 8].¹ DC nets generalise FC nets and exclude a class of asymmetrically confused nets.² The results contained in the present paper extend both results of [6] in the following way:

- (i) $\text{SPE} \Rightarrow \text{persistence}$ also holds in the entire class of pure (not necessarily safe) DC Petri nets, which properly includes the class of pure FC nets (but not the class of safe FC nets), and
- (ii) $\text{SPE} \Rightarrow \text{persistence}$ holds in the full class of (bounded or unbounded) FC nets, and even in equal conflict (EC) nets.

The first result is also in [10], while the second result is new.

Ochmański’s conjecture has a straightforward theoretical appeal. Its practical interest is perhaps less obvious. On the one hand, one can guess that the existence of persistently equivalent executions of a Petri net might give rise to feasible concurrent scheduling strategies that minimise arbitrary choices. On the other hand, if the sequential behaviour of a Petri net in general is limited to persistent sequences, then it even becomes Turing powerful and zero tests could be simulated by such strategies [11].

This paper is organised as follows. In Sections 2 and 3, all necessary basic concepts, in particular plainness, pureness, safeness, FC nets, DC nets, EC nets, and persistence, are introduced. Section 4 contains the definition of a pattern and how a pattern can be embedded in a directed graph. In Section 5, persistent firing sequences are defined, while in Section 6, persistent permutations are introduced. Section 7 explains the notion of fairness employed in this paper and introduces permutation equivalence, along with Ochmański’s conjecture, originally limited to elementary nets [12]. In Section 8, the two results described above are stated and provided with proofs. The proofs are indirect, and one of them makes use of patterns as described in Section 4. Section 9 discusses a canonical example for which the implication $\text{SPE} \Rightarrow \text{persistence}$ does *not* hold and for which Ochmański’s conjecture is invalid. This example is 2-bounded (rather than safe), and its reachability graph has provably no safe and no dissymmetric choice Petri net solution. In Section 10, a spectrum of fairness and persistent permutability notions is investigated, and it is discussed how they are related to the ones employed in the main part

¹In [6], DC nets were called asymmetric choice. Appendix A clarifies and disambiguates this terminology.

²This terminology is due to Petri [9].

of the paper. Section 11 concludes the paper with a few remarks on context and on open problems. Appendix A explains our naming discipline and also contain a brief historical account of the roots of the classes of dissymmetric (and other) choice Petri nets.

2. Labelled transition systems and their properties

Starting, perhaps, with Keller's paper [2], but also influenced by Kripke's earlier paper [13], labelled transition systems (LTS) have served very widely as a basic semantic model of asynchronous or non-deterministic systems. They are essentially directed graphs whose edges are labelled by transitions (or more complex objects, for instance for the explicit representation of concurrency) and whose nodes may be labelled in some suitable way. In this paper, we shall use labelled transition systems in order to represent the reachability graphs of Petri nets, using the transitions of such a net as their edge labels.

Definition 2.1. LABELLED TRANSITION SYSTEMS

A *labelled transition system* with initial state, abbreviated LTS, is a quadruple $TS = (S, \rightarrow, T, s_0)$ where S is a set of *states*, T is a set of *labels* (or *transitions*), $\rightarrow \subseteq (S \times T \times S)$ is the *transition relation*, and $s_0 \in S$ is an *initial state* (so that S may not be empty). A label t is *enabled* in a state $s \in S$, denoted by $s \xrightarrow{t}$, if there is some state $s' \in S$ such that $(s, t, s') \in \rightarrow$, and *disabled* at s if there is *no* state $s' \in S$ such that $(s, t, s') \in \rightarrow$. For $t \in T$, we write $s \xrightarrow{t} s'$ iff $(s, t, s') \in \rightarrow$, meaning that s' is *reachable* from s through the execution of t . These definitions are extended to finite sequences $\sigma \in T^*$ as follows:³

$$\begin{aligned} s \xrightarrow{\varepsilon} \text{ and } s \xrightarrow{\varepsilon} s \text{ are always true, by definition, and} \\ s \xrightarrow{\sigma t} \text{ (or } s \xrightarrow{\sigma t} s') \text{ if } \exists q \in S \text{ with } s \xrightarrow{\sigma} q \xrightarrow{t} \text{ (with } s \xrightarrow{\sigma} q \xrightarrow{t} s', \text{ respectively).} \end{aligned}$$

Enabledness may be extended to infinite sequences $\sigma \in T^\infty$ as follows: for a state s , $s \xrightarrow{\sigma}$ iff $s \xrightarrow{\sigma'}$ for each finite prefix σ' of σ .

For a state $s \in S$, $[s] = \{s' \in S \mid \exists \sigma \in T^* : s \xrightarrow{\sigma} s'\}$ denotes the set of states reachable from s .

Two LTS with the same label set, (S, \rightarrow, T, s_0) and $(S', \rightarrow', T, s'_0)$, will be called *isomorphic* if there is a bijection $\beta : S \rightarrow S'$ such that $s'_0 = \beta(s_0)$ and $(r, t, s) \in \rightarrow$ iff $(\beta(r), t, \beta(s)) \in \rightarrow'$.

For a finite sequence $\sigma \in T^*$ of labels, the *Parikh vector* $\Psi(\sigma)$ is a T -vector (i.e., a vector of natural numbers with index set T), where $\Psi(\sigma)(t)$ denotes the number of occurrences of t in σ . This may be extended to infinite sequences if we allow vectors of natural or infinite numbers: if $\sigma \in T^\infty$, $\Psi(\sigma)(t)$ is ∞ if t occurs infinitely often in σ ; otherwise, it is the number of occurrences of t in σ . Two sequences $\sigma, \tau \in T^*$ are called *Parikh-equivalent* if $\Psi(\sigma) = \Psi(\tau)$. \square 2.1

³We use the shorthands T^* and T^∞ to denote the set of finite and infinite sequences of transitions, respectively. The length of a sequence $\tau \in T^*$ is denoted by $|\tau|$. By ε , we denote the empty sequence (of length 0).

Definition 2.2. BASIC PROPERTIES OF LABELLED TRANSITION SYSTEMS

A labelled transition system (S, \rightarrow, T, s_0) is called *finite* if S and T (hence also \rightarrow) are finite sets; *totally reachable* if $S = [s_0]$; *deterministic* if for any states $s, s', s'' \in [s_0]$ and sequences $\sigma, \tau \in T^*$ with $\Psi(\sigma) = \Psi(\tau)$: $(s \xrightarrow{\sigma} s' \wedge s \xrightarrow{\tau} s'') \Rightarrow s' = s''$ as well as $(s' \xrightarrow{\sigma} s \wedge s'' \xrightarrow{\tau} s) \Rightarrow s' = s''$ (i.e., from any one state, Parikh-equivalent sequences may not lead to two different successor states, nor come from two different predecessor states);⁴ *persistent* [3] if for all reachable states $s, s', s'' \in [s_0]$, and labels $t, u \in T$ with $t \neq u$, if $s \xrightarrow{t} s'$ and $s \xrightarrow{u} s''$, then there is some reachable state $r \in [s_0]$ such that both $s' \xrightarrow{u} r$ and $s'' \xrightarrow{t} r$ (i.e., once two different labels are both enabled at some state, none of them can disable the other, and executing both, in any order, leads to the same state). A state $s \in [s_0]$ is called a *deadlock* if $\neg(\exists t \in T: s \xrightarrow{t})$. □ 2.2

3. Petri nets and their reachability graphs

We define Petri nets as place-transition nets, as in [14]. The reachability graph of a Petri net turns out to be a labelled transition system whose states are the reachable markings of the net. Conversely, a labelled transition system may, or may not, be isomorphic to the reachability graph of some Petri net. In that sense, labelled transition systems are more general. In the correspondence between Petri net reachability graphs and labelled transition systems, the set of labels of an LTS and the set of transitions of a Petri net correspond uniquely to each other. This is why we use the same letter, T , for both.

Definition 3.1. PETRI NETS

A (finite, initially marked, arc-weighted) Petri net is a quadruple $N = (P, T, F, M_0)$ such that P is a finite set of *places*, T is a finite set of *transitions*, with $P \cap T = \emptyset$, F is a *flow function* $F: ((P \times T) \cup (T \times P)) \rightarrow \mathbb{N}$, and M_0 is the *initial marking*, where a *marking* is a mapping $M: P \rightarrow \mathbb{N}$ (indicating a number of *tokens* in each place). A transition $t \in T$ is *enabled* by a marking M , denoted by $M \xrightarrow{t}$, if $\forall p \in P: M(p) \geq F(p, t)$. If t is enabled at M , then t can *occur* (or *fire*) in M , leading to the marking M' defined by $M'(p) = M(p) - F(p, t) + F(t, p)$ (denoted by $M \xrightarrow{t} M'$). $[M]$ is the set of markings reachable from M . The *reachability graph* of N , $RG(N)$, is the labelled transition system with the set of vertices $[M_0]$, the set of edges $\{(M, t, M') \mid M, M' \in [M_0] \wedge M \xrightarrow{t} M'\}$, and initial state M_0 . □ 3.1

Definition 3.2. BASIC STRUCTURAL PROPERTIES OF PETRI NETS

If we omit the initial marking, we can write $N = (P, T, F)$. For a place p and a transition t of a Petri net $N = (P, T, F)$, let $\bullet t = \{p \in P \mid F(p, t) > 0\}$ be the *preset* of t containing *pre-places*, $t^\bullet = \{p \in P \mid F(t, p) > 0\}$ its *postset* containing *post-places*, $\bullet p = \{t \in T \mid F(t, p) > 0\}$ the *preset* of p , and $p^\bullet = \{t \in T \mid F(p, t) > 0\}$ its *postset*. N is called *plain* if $\text{cod}(F) \subseteq \{0, 1\}$ (i.e., there are no multiple arcs);⁵ *pure* or *side-condition free* if $p^\bullet \cap \bullet p = \emptyset$ for all places $p \in P$;

⁴Often, determinism is defined only with respect to successor states.

⁵In this paper, only plain nets will be considered (except in Example 4.3 and in Section 8.1).

choice-free (CF) [15] if $|p^\bullet| \leq 1$ for each place $p \in P$; *free-choice* (FC) [8, 7] if N is plain and for all $t, t' \in T$, $(\bullet t \cap \bullet t' \neq \emptyset)$ entails $(\bullet t = \bullet t')$; *equal conflict* (EC) [16] if for all $t, t' \in T$, $(\bullet t \cap \bullet t' \neq \emptyset)$ entails $F(\cdot, t) = F(\cdot, t')$, where for $x \in T$, $F(\cdot, x)$ is the P -vector $F(\cdot, x): P \rightarrow \mathbb{N}$ with $F(\cdot, x)(p) = F(p, x)$; *dissymmetric choice* (DC) if N is plain and for all $t, t' \in T$, $(\bullet t \cap \bullet t' \neq \emptyset)$ entails $(\bullet t \subseteq \bullet t') \vee (\bullet t' \subseteq \bullet t)$; and *asymmetric choice* (AC) [8, 17] if N is plain and for all $p, p' \in P$, $(p^\bullet \cap p'^\bullet \neq \emptyset)$ entails $(p^\bullet \subseteq p'^\bullet) \vee (p'^\bullet \subseteq p^\bullet)$. The *reverse dual* $\mathcal{RD}(N)$ of N is obtained by exchanging the roles of places and transitions and reversing all the arcs: $\mathcal{RD}(N) = (T, P, F')$, where $F'(x, y) = F(y, x)$ for all $x, y \in (P \times T) \cup (T \times P)$. \square 3.2

Definition 3.3. BASIC BEHAVIOURAL PROPERTIES OF PETRI NETS

An initially marked Petri net $N = (P, T, F, M_0)$ is *k-bounded*, for some $k \in \mathbb{N}$, if $\forall M \in [M_0]: \forall p \in P: M(p) \leq k$ (i.e., the number of tokens on any place never exceeds k); *safe* if it is 1-bounded; *bounded* if $\exists k \in \mathbb{N}: N$ is k -bounded; *pps* if it is plain, pure, and safe; *totally reachable / deterministic / persistent* if so is its reachability graph. A finite firing sequence $M_0 \xrightarrow{\sigma} M$ is called *deadlocking* (or *maximal*, or *non-extendable*) if M is a deadlock in the reachability graph. \square 3.3

We shall use letters $a, b, c, \dots \in T$ (but also $t, u \in T$) for the labels of a transition system (or for the corresponding transitions of a Petri net); $\alpha, \beta, \sigma, \tau \in T^*$ for sequences of transitions; r, s for the states of an LTS; p, q for the places of a net; and M, J, K, L for the markings of a net; those denotations may also be “decorated”, such as in a_1, σ', \tilde{p} , and \tilde{M} .

The class of pps Petri nets is closely related to *elementary nets* [12]. Elementary Petri nets have a strengthened firing rule: namely, t can occur if all its pre-places have exactly one token *and* all its post-places have exactly zero tokens. Every elementary net with this strengthened firing rule can be turned into an equivalent pps net with the usual firing rule, by adding appropriate complement places.⁶ Conversely, for pps nets, the two firing rules coincide.

The following two results belong to basic Petri net knowledge.

Proposition 3.4. FINITE REACHABILITY GRAPHS

A Petri net N is bounded iff $RG(N)$ is finite. \square 3.4

This result depends on the finiteness of N . If we allow N to be infinite, we may get bounded nets with infinite reachability graphs.

Proposition 3.5. TOTAL REACHABILITY AND DETERMINISM OF PETRI NETS

Any Petri net N is totally reachable and deterministic. In particular: If $N = (P, T, F, M_0)$ is a net and if $M_0 \xrightarrow{\sigma} M_1$ and $M_0 \xrightarrow{\tau} M_2$ are two firing sequences with $\sigma, \tau \in T^*$ and $\Psi(\sigma) = \Psi(\tau)$, then $M_1 = M_2$. \square 3.5

⁶I.e., for each place p there is a complement place \tilde{p} such that for each reachable marking M , $M(p) + M(\tilde{p}) = 1$.

Definition 3.6. SOLVABILITY

A Petri net N solves a transition system TS if $RG(N)$ and TS are isomorphic. □ 3.6

Remark 3.7. REACHABILITY GRAPHS ARE SPECIAL LTS

By Definitions 3.1 and 3.6, the class of Petri net reachability graphs determines a class of labelled transition systems, and by Proposition 3.5, this class is a proper subclass, since the properties of total reachability and determinism are not shared by arbitrary labelled transition systems. There are other such properties [18], and region theory [19, 20, 21] provides full algorithmic and graph-theoretical characterisations of the class of Petri net solvable LTS (both characterisations are in [17]). □ 3.7

Example 3.8. FIGURE 1: AN LTS TS_1 (L.H.S.) AND A SOLUTION N_1 (R.H.S.)

A transition system is represented as a directed graph whose nodes are states and whose edges are labelled with labels from the set T . TS_1 has eight states, ten edges, and an initial state M_0 . A Petri net is represented by circles for places; tokens inside places to represent markings; squares for transitions; and directed arrows, inscribed by their weights, for arcs. For simplicity, arcs with weight zero are omitted altogether, and arcs with weight one are drawn without any explicit inscription. N_1 has five places, four transitions, eight arcs with weight 1, and an initial marking M_0 comprising three tokens. The states in TS_1 are already named in such a way that they correspond uniquely to the reachable markings of N_1 , with M_0 being the initial state. Formally,

$$TS_1 = \left(\{M_0, \dots, M_7\}, \{(M_0, c, M_1), \dots, (M_5, c, M_7)\}, \{a, b, c, d\}, M_0 \right)$$

but such a description is somewhat unwieldy and we shall not also specify it for the net (the places would have to be named first anyway). □ 3.8

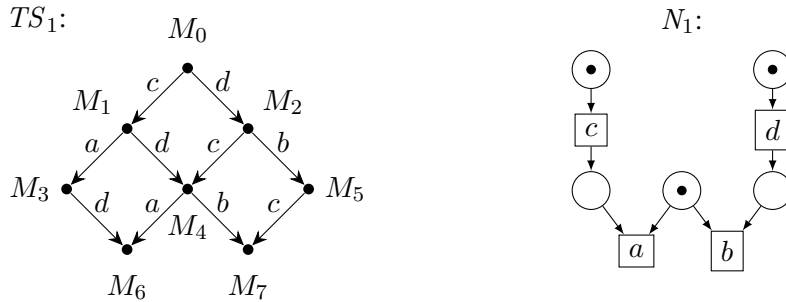


Figure 1. An LTS TS_1 and a Petri net solution N_1 . The net N_1 is plain; pure; safe; and asymmetric choice; but not dissymmetric choice because $(\bullet a \cap \bullet b \neq \emptyset)$, $\neg(\bullet a \subseteq \bullet b)$, and $\neg(\bullet b \subseteq \bullet a)$; and, *a fortiori*, not free-choice. It has two deadlocks, M_6 and M_7 .

Remark 3.9. FREE-CHOICE, DISSYMMETRIC, AND ASYMMETRIC PETRI NETS

In Definition 3.1, the free-choice property has been defined as

$$\forall t, t' \in T: (\bullet t \cap \bullet t' \neq \emptyset) \Rightarrow (\bullet t = \bullet t') \quad (2)$$

which is equivalent to its reverse dual

$$\forall p, p' \in P: (p^\bullet \cap p'^\bullet \neq \emptyset) \Rightarrow (p^\bullet = p'^\bullet) \quad (3)$$

The dissymmetric choice property arises from (2) by weakening the right-hand side to $(\bullet t \subseteq \bullet t') \vee (\bullet t' \subseteq \bullet t)$. The asymmetric choice property, as in [7, 17] and other works, arises from (3) by weakening the right-hand side to $(p^\bullet \subseteq p'^\bullet) \vee (p'^\bullet \subseteq p^\bullet)$.

The AC and DC properties are no longer equivalent, but they are still reverse duals of each other. The excluded structures are shown in Figure 2. We refer the reader to Appendix A for a historical synopsis of these concepts. \square 3.9




Figure 2. DC excludes the Petri net pattern shown on the left-hand side whereas AC excludes the pattern shown on the right-hand side. An arc with a cross on top means “no such arc”.

4. Patterns and embeddings

In the following, we shall capture interesting substructures of an LTS by means of patterns. In general, patterns specify that some features are mandatory and other ones are excluded. In the present paper, we shall restrict our attention to rather simple patterns, where the mandatory features are the presence of labelled arcs and the excluded ones are the absence of labelled arcs (which into non-enabling situations).⁷

Definition 4.1. PATTERN OF AN LTS

A *pattern* is a quadruple $PT = (S, \rightarrow, T, D)$ where S is a set of states, T a set of labels, $\rightarrow \subseteq (S \times T \times S)$ (represented as usual), and $D \subseteq (S \times T)$ (represented by labelled arcs without specified endpoint and a red cross). \square D4.1

The fact that a pattern is present in a transition system will be captured by an embedding notion.

⁷In other contexts, we could allow mandatory enablings and unlabelled arcs, as well as excluded (un-)labelled arcs, but also choices of labels in arcs and enablings, ...

Definition 4.2. EMBEDDING OF A PATTERN IN AN LTS

Let $PT = (S_1, \rightarrow_1, T_1, D_1)$ be a pattern and $TS = (S, \rightarrow, T, s_0)$ an LTS. Then PT is *embedded in* TS if there is a function $f = f_1 \cup f_2$, with $f_1: (S_1 \rightarrow S)$ and $f_2: (T_1 \rightarrow T)$, such that

- (i) $\forall (s, a, s') \in \rightarrow_1: (f(s), f(a), f(s')) \in \rightarrow$ (mandatory arcs), and
- (ii) $\forall (s, a) \in D_1: \neg(f(s) \xrightarrow{f(a)})$ (excluded arcs).

Moreover, we shall assume that f_2 is injective, meaning that it does not “fuse” labels: $\forall t, t' \in T_1 : t \neq t' \Rightarrow f_2(t) \neq f_2(t')$. □ D4.2

An LTS pattern is illustrated in Figure 3. This pattern is designed to characterise a non-persistent part of an LTS (both a and b are enabled at 1, but after executing a , b is disabled at 2).

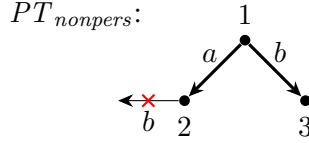


Figure 3. The pattern $PT_{nonpers} = (\{1, 2, 3\}, \{(1, a, 2), (1, b, 3)\}, \{a, b\}, \{(2, b)\})$ highlights a violated persistence at state 1, due to the disabling of b by executing a . The set $\{(2, b)\}$ specifies the excluded arrow.

Example 4.3. EMBEDDING $PT_{nonpers}$ INTO TS_1 AND INTO TS_2 (FIGURES 1 AND 4)

A possible embedding of the pattern $PT_{nonpers}$ into the LTS TS_1 is given by the function f such that $f(1) = M_4$, $f(2) = M_6$, $f(3) = M_7$, $f(a) = a$ and $f(b) = b$. Another possible embedding is $f(1) = M_4$, $f(2) = M_7$, $f(3) = M_6$, $f(a) = b$ and $f(b) = a$.

Both embeddings are injective on the states as well as on the transitions, but Figure 4 exemplifies a situation where some states are fused: $f(1) = s_0$, $f(2) = s_1 = f(3)$, $f(a) = x$, and $f(b) = y$. This still captures a non-persistent situation (s_0 enables x and y but executing x disables $y \neq x$).

We require injectivity on labels, since if $f(a) = f(b)$ for $a \neq b$, we lose the fact that, in the definition of persistence, the two considered labels are different (for example, in Figure 4, if $f(a) = x = f(b)$ in $PT_{nonpers}$, we could drop y and we would simply have two x 's in a row, which would have nothing to do with a situation of non-persistence).

By Lemma 4.4 below, the embedding of $PT_{nonpers}$ indicates that TS_2 cannot be solved by a persistent Petri net. As it happens, it cannot be realised by any pure or plain Petri net, as considered in this paper, but it could occur in the reachability graph of a non-pure, non-plain Petri net such as N_2 . □ 4.3



Figure 4. An LTS TS_2 containing the pattern $PT_{nonpers}$, fusing states 2 and 3 into s_1 . The impure, arc-weighted net N_2 solves TS_2 , and the embedding of $PT_{nonpers}$ into TS_2 witnesses the non-persistence of N_2 .

Lemma 4.4. $PT_{nonpers}$ CAN RECOGNISE NON-PERSISTENT NETS

Suppose that $N = (P, T, F, M_0)$ is a Petri net and $TS = (S, \rightarrow, T, s_0)$ is (isomorphic to) its reachability graph. Suppose that $PT_{nonpers}$ is embedded in TS . Then N is not persistent.

Proof: Let f be the embedding function from $PT_{nonpers}$ to TS .

The marking (corresponding to) $f(1)$ is reachable in N since $PT_{nonpers}$ is embedded in an LTS that is isomorphic to $RG(N)$, which is totally reachable. It enables both $f(a)$ and $f(b)$, by the definition of an embedding, and $f(a) \neq f(b)$ by the injectivity of f on $\{a, b\}$. The non-enabling $(2, b)$ implies that $f(b)$ is not enabled at $f(2)$. Together with $f(1) \xrightarrow{a} f(2)$ and $f(1) \xrightarrow{b} f(3)$ (since f is an embedding), this implies, according to Definitions 2.1 and 3.3, that N is not persistent at the marking $f(1)$.

Hence N is not persistent since a nonpersistent marking is reachable. □ 4.4

5. Persistent sequences

The transition system TS_1 shown in Figure 1 is not persistent, nor is, therefore, its generating Petri net N_1 . The offending state is M_4 where both a and b are enabled in such a way that executing a disables b (and vice versa). This is witnessed by the pattern $PT_{nonpers}$ which is embedded twice in TS_1 . M_4 might be called a “proper choice state”, as opposed to the “fake choice states” M_0 , M_1 and M_2 . Those latter states denote a choice in the order of subsequent execution of two concurrent, independent, transitions, whereas M_4 does not allow the concurrent execution of a and b . One tends to say that, from M_0 , executing cd and executing dc really denote the same (concurrent) computation, differing only in the order of the occurrence of c and d . Formally, $M_0 \xrightarrow{cd}$ and $M_0 \xrightarrow{dc}$ are only “a permutation of two transitions apart” from each other. The LTS structure they span is colloquially known as a “diamond” with “corners” M_1, M_2 .

More generally, we shall call two sequences, say $M_0 \xrightarrow{dca}$ and $M_0 \xrightarrow{cad}$, to be in relation \equiv if they are a number of transition permutations apart; e.g.,

$$M_0 \xrightarrow{dca} \equiv M_0 \xrightarrow{cda} \equiv M_0 \xrightarrow{cad}$$

with single permutations in between, and two permutations between the first and the last.

But note that there is a difference between these sequences in terms of persistence: it happens that one of them goes through an arc which switches an enabled transition into disabled while this does not happen for the other sequence:

$$M_0 \xrightarrow{d} M_1 \xrightarrow{c} M_4 \xrightarrow{a} M_6 \quad \equiv \quad M_0 \xrightarrow{c} M_1 \xrightarrow{a} M_3 \xrightarrow{d} M_6 \quad (4)$$

$M_4 \xrightarrow{a} M_6$ where $M_4 \xrightarrow{b}$ but not $M_6 \xrightarrow{b}$. The first sequence is then called nonpersistent while the other one is called persistent.

This paper is concerned with circumstances in which nonpersistent firing sequences have equivalent persistent permutations, as in (4) where the nonpersistent sequence $M_0 \xrightarrow{dca}$ (touching the choice state M_4) can be permuted equivalently to $M_0 \xrightarrow{cad}$ (not touching any choice state).

In this section, we define the notion of a persistent firing sequence. In the next section, we then go on to define what it means for a sequence to be permutable.

In the following, let $N = (P, T, F, M_0)$ be a Petri net with some (initial) marking M_0 .

Definition 5.1. PERSISTENCE OF FIRING SEQUENCES [4, 5]

A finite or infinite firing sequence $M_0 \xrightarrow{a_1} M_1 \xrightarrow{a_2} \dots$ is called *persistent* if for every used index $i > 0$ and transition $t \neq a_i$, if $M_{i-1} \xrightarrow{t}$ then also $M_i \xrightarrow{t}$. □ 5.1

Remark 5.2. LOCALITY OF PERSISTENT SEQUENCES

The persistence of a sequence $M_0 \xrightarrow{a_1} M_1 \xrightarrow{a_2} \dots$ means that no single step $M_{i-1} \xrightarrow{a_i} M_i$ may switch some transition $t \neq a_i$ from enabled at M_{i-1} to disabled at M_i . This is similar to the persistence of a net, but restricted to a single firing sequence.

It may be the case that a sequence “touches” a nonpersistent state while being persistent itself. In Figure 5, the sequence $M_0 \xrightarrow{c}$ is persistent and starts with c , but the initial marking M_0 is also a nonpersistent state involving a and b , rather than c . The sequences $M_0 \xrightarrow{ac}$ and $M_0 \xrightarrow{bc}$ are not persistent. Here we have two full diamonds, involving a, c and b, c , and two 1/2 diamonds, involving a, b . In general, there may also be 3/4 diamonds; an example will be given later (Figure 13). A persistent sequence may thus in some circumstances go through one or more nonpersistent states, but if a sequence does not go through any nonpersistent state, it is certainly persistent. □ 5.2

The following corollary is a straightforward consequence of Definition 5.1:

Corollary 5.3. PERSISTENCE FACTORISATION

A firing sequence $M \xrightarrow{\alpha} M' \xrightarrow{\beta}$ is persistent iff so are $M \xrightarrow{\alpha} M'$ and $M' \xrightarrow{\beta}$.
A sequence $M_0 \xrightarrow{a_1} M_1 \xrightarrow{a_2} \dots$ is persistent iff the singleton sequences $M_{i-1} \xrightarrow{a_i} M_i$ are persistent for every used index $i > 0$. □ 5.3

The relationship between the persistence of N , the persistence of its firing sequences, and choice-freeness, is clarified by the next propositions.




Figure 5. An LTS TS_3 and a Petri net solution N_3 . The sequence $M_0 \xrightarrow{c}$ is persistent while the sequences $M_0 \xrightarrow{a}$ and $M_0 \xrightarrow{b}$ are not.

Proposition 5.4. PERSISTENT NETS AND PERSISTENT FIRING SEQUENCES

$N = (P, T, F, M_0)$ is persistent if and only if all of its firing sequences $M_0 \xrightarrow{\sigma}$ are persistent.

To shorten the proof, let us define the predicate $nonpers(M, a, M', t)$ to be true if M is a reachable marking, a and t are two different transitions, $M \xrightarrow{a} M'$, $M \xrightarrow{t}$ and $\neg(M' \xrightarrow{t})$; thus $nonpers$ describes a situation of non-persistence in the reachability graph of a net.

Proof: By contraposition in both directions.

(\Rightarrow): Suppose that $M_0 \xrightarrow{a_1} M_1 \xrightarrow{a_2} M_2 \xrightarrow{a_3} \dots$ is a (finite or infinite) non-persistent firing sequence of (N, M_0) . By Definition 5.1, there is some index $i \geq 1$ and a transition $t \neq a_i$ such that $nonpers(M_{i-1}, a_i, M_i, t)$. Since M_{i-1} is reachable, (N, M_0) is non-persistent, by Definition 2.2.

(\Leftarrow): Suppose that (N, M_0) is non-persistent. By Definition 2.2, for some reachable markings M, M' and transitions a, t , the predicate $nonpers(M, a, M', t)$ is true. Since M is reachable, $M_0 \xrightarrow{\alpha} M$ for some $\alpha \in T^*$. Then, by Definition 5.1, $M_0 \xrightarrow{\alpha a} M'$ is a finite non-persistent sequence. \square 5.4

Proposition 5.5. CHOICE-FREE NETS ARE PERSISTENT

Any choice-free Petri net is persistent, whatever its initial marking.

Proof: Let t, u with $t \neq u$ be two distinct transitions and let M, M', M'' be reachable markings such that $M \xrightarrow{t} M'$ and $M \xrightarrow{u} M''$. By $t \neq u$ and choice-freeness, $\bullet t \cap \bullet u = \emptyset$. Thus firing t does not disable u and vice versa, so that both $M \xrightarrow{tu}$ and $M \xrightarrow{ut}$ are fireable and lead to the same state, by determinism. \square 5.5

Proposition 5.5 cannot be reversed in general. Figure 6 shows a persistent transition system TS_4 and a persistent pps Petri net solution N_4 which is not choice-free.




Figure 6. A transition system TS_4 and a Petri net N_4 solving it. N_4 is (singly) live, plain, pure, safe, and persistent, but not choice-free since a and b share an input place p . It is asymmetric choice, but neither dissymmetric choice nor free-choice.

6. Permutation equivalence

The formal definition of permutation equivalence, \equiv , has three parts: (i): \equiv_0 , referring to a single permutation; (ii): \equiv_0^* , referring to a finite concatenation of single permutations, including the identity as a special case, i.e., referring to the reflexive and transitive closure of \equiv_0 ; and (iii): \equiv , referring, in addition, to infinite concatenations of single permutations.

Definition 6.1. PERMUTATION EQUIVALENCE OF FIRING SEQUENCES [22]

Whenever $M_0 \xrightarrow{\alpha t_i t_{i+1} \beta}$ and $M_0 \xrightarrow{\alpha t_{i+1} t_i \beta}$ for $\alpha \in T^*$ and $\beta \in T^* \cup T^\infty$, then

$$M_0 \xrightarrow{\alpha t_i t_{i+1} \beta} \equiv_0 M_0 \xrightarrow{\alpha t_{i+1} t_i \beta}$$

by definition; moreover, \equiv_0^* is the reflexive and transitive closure of \equiv_0 , and $\equiv = \equiv_0^*$ for finite firing sequences, by definition. If $\sigma_1, \sigma_2 \in T^\infty$ are infinite firable sequences, then $M_0 \xrightarrow{\sigma_1} \equiv M_0 \xrightarrow{\sigma_2}$ if

- either there are “finitely many permutations”, i.e.: $M_0 \xrightarrow{\sigma_1} \equiv_0^* M_0 \xrightarrow{\sigma_2}$
- or there are “infinitely many permutations”, defined as follows:

for every $n \geq 0$, there are $M_0 \xrightarrow{\sigma'_1}$ and $M_0 \xrightarrow{\sigma'_2}$ such that

$$M_0 \xrightarrow{\sigma_1} \equiv_0^* M_0 \xrightarrow{\sigma'_1} \text{ and } \sigma'_1, \sigma_2 \text{ have the same prefix of length } n$$

$$M_0 \xrightarrow{\sigma_2} \equiv_0^* M_0 \xrightarrow{\sigma'_2} \text{ and } \sigma'_2, \sigma_1 \text{ have the same prefix of length } n.$$

□ D6.1

The last part of Definition 6.1 is relevant in cases such as shown in Figure 7 where infinite firing sequences are in relation \equiv but not in relation \equiv_0^* .

Proposition 6.2. PERMUTATION EQUIVALENCE IMPLIES PARIKH-EQUIVALENCE

If $(M_0 \xrightarrow{\sigma_1} \equiv M_0 \xrightarrow{\sigma_2})$, then $(\Psi(\sigma_1) = \Psi(\sigma_2))$.

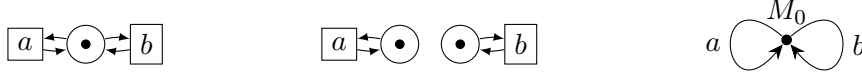


Figure 7. Two nets generating isomorphic reachability graphs (namely, the one shown on the right-hand side). In both cases, the sequences $M_0 \xrightarrow{ababa...}$ and $M_0 \xrightarrow{babab...}$ are \equiv -equivalent but not \equiv_0^* -equivalent.

Proof:

Clearly, $(M_0 \xrightarrow{\sigma_1} \equiv_0 M_0 \xrightarrow{\sigma_2}) \Rightarrow (\Psi(\sigma_1) = \Psi(\sigma_2))$, hence also $(M_0 \xrightarrow{\sigma_1} \equiv_0^* M_0 \xrightarrow{\sigma_2}) \Rightarrow (\Psi(\sigma_1) = \Psi(\sigma_2))$, and the property is true for finite firing sequences.

If $\sigma_1, \sigma_2 \in T^\infty$, $M_0 \xrightarrow{\sigma_1} \equiv M_0 \xrightarrow{\sigma_2}$ and $t \in T$, then

- if t occurs infinitely often in σ_1 , let $n \in \mathbb{N}$ and n_1 be the position of the n^{th} occurrence of t in σ_1 . By definition, there is σ'_1 such that $M_0 \xrightarrow{\sigma_1} \equiv_0^* M_0 \xrightarrow{\sigma'_1}$ and σ'_1, σ_2 agree on their prefixes of length n_1 , meaning that $\Psi(\sigma_2)(t) \geq n$, hence that $\Psi(\sigma_2)(t) = \infty = \Psi(\sigma_1)(t)$ (and similarly if t occurs infinitely often in σ_2); we thus only have to consider the case where t occurs finitely often, both in σ_1 and σ_2 ;
- if $\Psi(\sigma_1)(t) = n \in \mathbb{N}$ and n_1 is the position of the n^{th} occurrence of t in σ_1 , by definition there is σ'_1 such that $M_0 \xrightarrow{\sigma_1} \equiv_0^* M_0 \xrightarrow{\sigma'_1}$ and σ'_1, σ_2 agree on their prefixes of length n_1 , meaning that $\Psi(\sigma_2)(t) \geq n = \Psi(\sigma_1)(t)$: similarly, $\Psi(\sigma_1)(t) \geq \Psi(\sigma_2)(t)$, so that $\Psi(\sigma_1)(t) = \Psi(\sigma_2)(t)$. \square 6.2

But having the same Parikh vector does not imply permutation equivalence, even if the two sequences are fireable from the same marking, as illustrated by Figure 8.

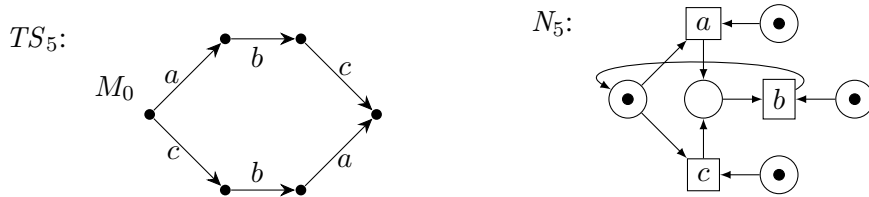


Figure 8. A pps net N_5 on the right and its reachability graph TS_5 on the left: we have $\Psi(abc) = (1, 1, 1) = \Psi(cba)$ but not $M_0 \xrightarrow{abc} \equiv M_0 \xrightarrow{cba}$, since neither $M_0 \xrightarrow{bac}$ nor $M_0 \xrightarrow{acb}$.

7. Fairness, SPE, $\widetilde{\text{SPE}}$, FPE, and Ochmański's conjecture

It is easier to detect whether some *finite* sequence can be permuted into an equivalent persistent finite sequence than to check whether an *infinite* sequence can be permuted into a persistent infinite equivalent. Therefore, it is interesting to know whether the permutability of non-persistent into persistent sequences can be inherited by infinite sequences from finite ones. Example 7.1 shows that even in the restricted context of pps Petri nets, this is not always the case.

Example 7.1. FIGURE 9 (TAKEN FROM [5])

In N_6 , every finite firing sequence can be permuted in such a way as to avoid enabling a and b (the only two transitions which are in a conflict due to their shared input place) simultaneously; for instance, the sequence $y(xac)^n$ may be permuted into $(xac)^ny$. However, there is an infinite non-persistent firing sequence

$$M_0 \xrightarrow{y(xac)^\infty} \quad (5)$$

which has no equivalent persistent permutation.

Observe, however, that the critical transition b which is the cause of this non-persistence (since it is enabled everywhere in (5) except after $yx(acx)^i a$ for $i = 0, 1, \dots$) does not occur in (5). In normal parlance, (5) is *unfair* towards b . It may therefore be asked whether from the permutability of finite sequences, at least the permutability of *fair* infinite sequences follows. This question is at the core of Ochmański's hypothesis (as explained later in this section). \square 7.1

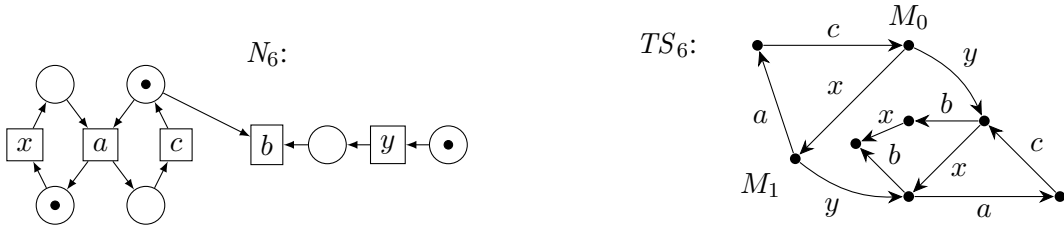


Figure 9. The pps net N_6 – with reachability graph $RG(N_6)=TS_6$ – satisfies SPE; essentially, the conflict between a and b can be delayed by executing y as late as necessary. It also has an infinite, but unfair, firing sequence $M_0 \xrightarrow{y(xac)^\infty}$ which cannot be permuted into a persistent one; essentially, y cannot be delayed forever without violating permutation equivalence.

Example 7.1 motivates why fairness is an essential ingredient of Ochmański's conjecture. The fairness notion he employs is very much standard and is called *strong fairness*, or just *fairness*, in the literature. Strong fairness applies to infinite firing sequences. For finite firing sequences, Ochmański adopts the idea that only *deadlocking* sequences should be called fair. There are other possibilities, and we shall discuss them in Section 10 below.⁸

⁸The results, proofs and (counter-) examples in the main part of this paper (Sections 8 and 9) do not depend on this choice.

Let \exists_i^∞ denote “there are infinitely many i with ...” and \forall_i^∞ denote “for all but finitely many i , ...”.

Definition 7.2. (STRONG) FAIRNESS

A finite firing sequence $M_0 \xrightarrow{\sigma} M$ is fair if M is a deadlock.

An infinite firing sequence $M_0 \xrightarrow{t_1} M_1 \xrightarrow{t_2} M_2 \xrightarrow{t_3} M_3 \xrightarrow{t_4} \dots$ is *fair with respect to* $t \in T$ if

$$(\exists_i^\infty : (t = t_i)) \quad \vee \quad (\forall_i^\infty : \neg(M_i \xrightarrow{t}))$$

and it is *fair* if it is fair with respect to every transition $t \in T$. □ 7.2

Definition 7.3. PERSISTENT PERMUTATION EQUIVALENTS [4] AND PARIKH EQUIVALENTS

The marked net (N, M_0) is called SPE (for “short persistent equivalent”) if every finite firing sequence starting from M_0 has a persistent permutation equivalent; $\widetilde{\text{SPE}}$ (for “short Parikh equivalent”) if every finite firing sequence starting from M_0 has a persistent Parikh equivalent; and FPE (for “fair persistent equivalent”) if every fair firing sequence starting from M_0 has a persistent permutation equivalent. □ 7.3

Proposition 6.2 implies that SPE is stronger than $\widetilde{\text{SPE}}$.

Example 7.4. (N_1, M_0) IN FIGURE 1

This net is pps and satisfies both SPE and $\widetilde{\text{SPE}}$. For example, the non-persistent sequence $M_0 \xrightarrow{cda}$ has the persistent (and Parikh) equivalent $M_0 \xrightarrow{cad}$. It also satisfies FPE, since there are no infinite firing sequences, so that all fair sequences are deadlocking and hence (of course) finite, and because it satisfies SPE. As a consequence of Proposition 5.4, all persistent nets (for instance, N_4 in Figure 6 and the two nets in Figure 7) satisfy both SPE (and $\widetilde{\text{SPE}}$) and FPE, using identity permutations. □ 7.4

Conjecture: (EXTENDED TO PPS PETRI NETS, BASED ON OCHMAŃSKI [4, 5])

Let (N, M_0) be a pps Petri net which satisfies SPE. Then it also satisfies FPE. □

In [4, 5], the conjecture has been formulated in terms of elementary nets, rather than in terms of pps Petri nets. If it turns out to be true for pps Petri nets, then it is also true for elementary nets (with an immediate proof). By SPE, every fair finite sequence has a persistent equivalent, simply by its finiteness. The key problem is to investigate whether $\text{SPE} \Rightarrow \text{FPE}$ for *infinite* firing sequences.

Example 7.5. FIGURES 6 AND 10

Figure 6 illustrates a case where FPE is satisfied: there is a single infinite firing sequence $(acbc)^\infty$ which is both fair and persistent; hence FPE and Ochmański’s conjecture are satisfied.

As a more involved example, we may consider the system shown in Figure 10, which is a variant of the one shown in Figure 1, adding loops from the two deadlock states back to the initial state. Its infinite firing sequences are of the form⁹ $(cade|cdae|dcae|dbcf|dcbf|cdbf)^\infty$. They are fair unless

⁹Where $|$ means a choice between several patterns, and $(\dots)^\infty$ denotes an infinite repetition of finite patterns.

they contain infinitely many $cdae$ or $dcae$ but only finitely many $dbcf$, $dcbf$ and $cdbf$, since then transition b is enabled infinitely often but finitely often executed, or if they contain infinitely many $dbcf$ or $cdbf$ but only finitely many $cade$, $cdae$ and $dcae$, since then transition a is enabled infinitely often but finitely often executed. They are non-persistent if they contain at least one $cdae$, $dcae$, $dcbf$ or $cdbf$, since no path traversing M_4 is persistent. However, all of these infinite firing sequences are equivalent to a persistent sequence in $(cade|dbcf)^\infty$; indeed, any $cdae$ may be transformed into $cade$ with one permutation; any $dcae$ may be transformed into $cade$ with two permutations; any $dcbf$ may be transformed into $dbcf$ with one permutation; and any $cdbf$ may be transformed into $dbcf$ with two permutations. Hence, N'_1 (which inherits the pps property from N_1) satisfies FPE, and thus Ochmański's conjecture. \square 7.5

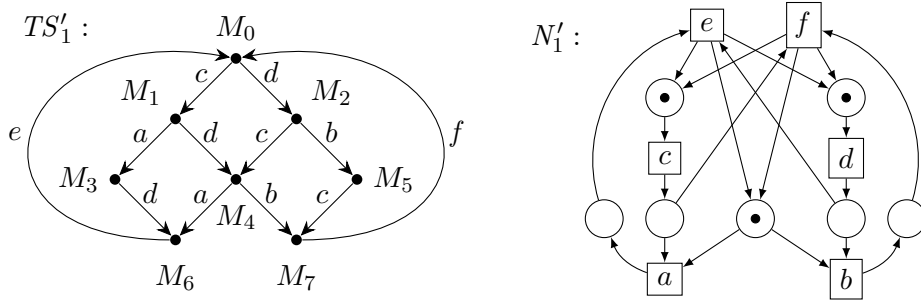


Figure 10. A variant of Figure 1 generating infinite sequences. The additional transitions e and f lead back, respectively, from the final (deadlock) states M_6 and M_7 to the initial state M_0 of TS'_1 . The augmented net N'_1 is still plain, pure, and safe, and it is a solution of TS'_1 .

Remark 7.6. NON-INHERITANCE OF THE SPE PROPERTY

If a net N is fixed, a marking M of it will be said to satisfy SPE if so does (N, M) . It may be observed that if M satisfies SPE, it may happen that this is not true for some of its successor markings. For example, in Figure 1, M_0 satisfies SPE for N_1 ; in particular, the sequence $M_0 \xrightarrow{c} M_1 \xrightarrow{db} \dots$ has a persistent equivalent, namely $M_0 \xrightarrow{dbc}$; but SPE is not valid for M_1 since the sequence $M_1 \xrightarrow{db} \dots$ does not have a persistent equivalent. The same phenomenon occurs in Figure 9 where, after $M_0 \xrightarrow{x} M_1$, the sequence $M_1 \xrightarrow{yb} \dots$ is enabled but does not have a persistent equivalent. This lack of SPE inheritance complicates the analysis of the relationship between SPE and FPE in the general case. \square 7.6

8. Two Petri net classes satisfying $\text{SPE} \Rightarrow \text{FPE}$

We shall now identify two Petri net classes for which the implication

$$\text{SPE} \Rightarrow \text{FPE} \quad \text{or rather, the even stronger implication} \quad \widetilde{\text{SPE}} \Rightarrow \text{FPE}$$

is valid. The nontrivial parts of these proofs concern the implications

$$\text{SPE} \Rightarrow \text{persistence} \quad \text{or, more strongly,} \quad \widetilde{\text{SPE}} \Rightarrow \text{persistence}$$

because $\text{persistence} \Rightarrow \text{FPE}$ is trivially true by identity permutations, as has been pointed out above. The two classes are: (not necessarily bounded) equal-conflict nets which generalise free-choice nets (Section 8.1), and pure (not necessarily bounded) dissymmetric choice nets (Section 8.2).

8.1. Equal conflict Petri nets satisfying $\widetilde{\text{SPE}}$ are persistent

The result we prove in this section generalises a result from [6] in two ways: from safe to bounded or unbounded, and from FC to EC (Definition 3.2). We shall prove that the implication $\widetilde{\text{SPE}} \Rightarrow \text{persistent}$ holds within the full class of equal conflict, and hence also in the class of free-choice, Petri nets, whether they are bounded or not. A characteristic property of free-choice nets is that if two transitions t and t' are *conflicting*, i.e., if they share an input place ($\bullet t \cap \bullet t' \neq \emptyset$), then any marking M enables t if and only if it enables t' . EC nets $N = (P, T, F)$ are defined by the property (see Definition 3.2)

$$\forall t, t' \in T: \bullet t \cap \bullet t' \neq \emptyset \Rightarrow F(., t) = F(., t') \quad (6)$$

This ensures that the input place interfaces of two conflicting transitions t, t' are the same, and thus, again, at any marking M , $M \xrightarrow{t}$ iff $M \xrightarrow{t'}$. In the plain case, EC reduces to FC.

Theorem 8.1. $\widetilde{\text{SPE}} \Rightarrow \text{PERSISTENT FOR EC NETS}$

Let (N, M_0) be an equal conflict Petri net and suppose that (N, M_0) satisfies $\widetilde{\text{SPE}}$. Then (N, M_0) is persistent.

Proof: By contradiction. Assume that (N, M_0) is EC and satisfies $\widetilde{\text{SPE}}$. Further, assume that (N, M_0) is nonpersistent. We shall derive a contradiction, showing that the last assumption is wrong.

By non-persistence, there is a reachable marking M violating the persistence property. That is, we have $M_0 \xrightarrow{\delta} M$ and $M \xrightarrow{a_1} K$ and $M \xrightarrow{a_2} L$ and $\neg(K \xrightarrow{a_2})$ for some sequence $\delta \in T^*$ and some transitions a_1, a_2 with $a_1 \neq a_2$. (See the upper part of Figure 11.)

By $M \xrightarrow{a_1} K$, $M \xrightarrow{a_2}$, and $\neg(K \xrightarrow{a_2})$, $\bullet a_1 \cap \bullet a_2 \neq \emptyset$. From (6), $F(., a_1) = F(., a_2)$, which implies that a_1 is enabled (at any marking) if and only if a_2 is enabled (at this marking). In particular, since $\bullet a_1 \cap \bullet a_2 \neq \emptyset$ and a_2 is disabled at K , we can deduce that $\neg(K \xrightarrow{a_1})$ (right-hand side of Figure 11).

By $\widetilde{\text{SPE}}$, we find a persistent firing sequence $M_0 \xrightarrow{\beta} K$ which is Parikh-equivalent to the non-persistent firing sequence $M_0 \xrightarrow{\delta a_1} K$. We shall show that β can be split in the way shown in the lower part of Figure 11.

By $\Psi(\delta a_1) = \Psi(\beta)$, a_1 occurs in β . Consider the *last* occurrence of a_1 in β and let the marking just before that occurrence be called M' . Then $M_0 \xrightarrow{\beta} K$ is split as $M_0 \xrightarrow{\beta_1} M' \xrightarrow{a_1} K' \xrightarrow{\beta'} K$ where β' is the (persistent, by Corollary 5.3) tail of β starting at K' . By the EC property, $M' \xrightarrow{a_2} L'$, for some marking L' , and by the persistence of β' , in combination with $a_1 \neq a_2$, also $K' \xrightarrow{a_2}$.

But $\neg(K \xrightarrow{a_2})$, so that a_2 must occur somewhere in β' (otherwise it cannot be turned from enabled at K' to disabled at K , since β' is persistent). In particular, $\beta' \neq \varepsilon$ and a_1 cannot be the last transition b in β (since otherwise, by determinism, $\widehat{M} = M$ and β' is not persistent). Say that M'' is the marking just before such an occurrence of a_2 (it does not matter whether this occurrence is the last or any other occurrence of a_2 in β'). So we now have $M'' \xrightarrow{a_2} L''$ in β' , and by the equal conflict property, $M'' \xrightarrow{a_1} K''$ for some marking K'' . We cannot have the degenerate case that a_2 is the last transition b in β , because then we would have $M'' = \widehat{M}$ and $L'' = K$, and $\widehat{M} \xrightarrow{b} K$ would not be persistent because it would turn a_1 from enabled to disabled (contradicting the choice of β). Instead, $L'' \neq K$ and $L'' \xrightarrow{a_1}$. Thus, $K' \xrightarrow{\beta'} K$ is split as $K' \xrightarrow{\beta_2} M'' \xrightarrow{a_2} L'' \xrightarrow{\beta_3} \widehat{M} \xrightarrow{b} K$, with a persistent tail $\beta'' = \beta_3 b$ of β' which starts at L'' .

So, L'' enables a_1 but, as we have seen above, K does not enable a_1 . This implies, using the same argument as before, in combination with the persistence of β'' , that a_1 must occur in β'' , contradicting the choice of the other a_1 (firable at M') as the last such occurrence in β .

This contradiction shows that the assumption that (N, M_0) is nonpersistent was wrong and that (N, M_0) is instead persistent, as was claimed. \square 8.1

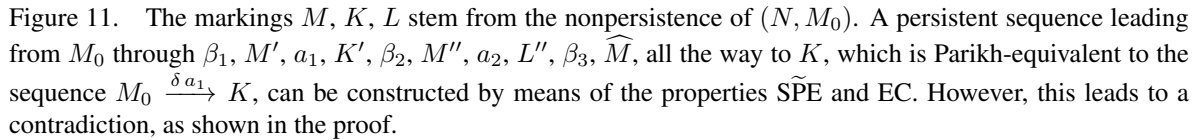
Remark 8.2. ON THE PROOF OF THEOREM 8.1

The proof uses the EC property for a_1 and a_2 with $\bullet a_1 \cap \bullet a_2 \neq \emptyset$ in both directions (a_1 enabled $\Rightarrow a_2$ enabled as well as a_2 enabled $\Rightarrow a_1$ enabled) in order to construct an infinite sequence of alternations of a_1 's and a_2 's in β , provided that one of them occurs at all. But one of them must occur by the Parikh equivalence of $M_0 \xrightarrow{\beta}$ and $M_0 \xrightarrow{\delta a_1}$; hence the contradiction. If the premise is changed from EC to DC, the proof breaks down, because DC only allows us to reason in one of the two directions. \square 8.2

Corollary 8.3. EC OR FC NETS SATISFYING SPE OR $\widetilde{\text{SPE}}$ ARE PERSISTENT AND SATISFY FPE

Let N be an EC or FC Petri net satisfying SPE or $\widetilde{\text{SPE}}$. Then N is persistent and satisfies FPE.

Proof: This follows directly from the previous theorem, from the fact that EC is stronger than FC, from the fact that SPE is stronger than $\widetilde{\text{SPE}}$ (Proposition 6.2), and from Proposition 5.4 (implying that in a persistent net, every firing sequence has a trivial persistent equivalent). \square 8.3



Now we shall prove that if a pure, dissymmetric choice, Petri net satisfies $\widetilde{\text{SPE}}$, then it is necessarily persistent (and satisfies SPE). Remark 8.2 indicates that a separate argument is needed for that result. We first argue that no LTS that contains the pattern shown in Figure 12 can be realised by a DC net.

Suppose that $N = (P, T, F, M_0)$ is a Petri net and $TS = (S, \rightarrow, T, s_0)$ is (isomorphic to) its reachability graph. Suppose that PT_{nonDC} is embedded in TS . Then N is not dissymmetric choice.

- The marking (corresponding to) $f(s_4)$ enables both $f(a)$ and $f(b)$. The two non-enablings (s_6, b) and (s_7, a) imply that $f(a)$ and $f(b)$ have at least one common preplace, that is, that $\bullet f(a) \cap \bullet f(b) \neq \emptyset$ in N .
- The marking corresponding to $f(s_1)$ enables $f(a)$ but, by $(s_1, b) \in D$ and the definition of embedding, not $f(b)$. This entails $\neg(\bullet f(b) \subseteq \bullet f(a))$ in N .
- Similarly, the marking corresponding to $f(s_2)$ enables $f(b)$ but, by $(s_2, a) \in D$, not $f(a)$, which implies $\neg(\bullet f(a) \subseteq \bullet f(b))$ in N .

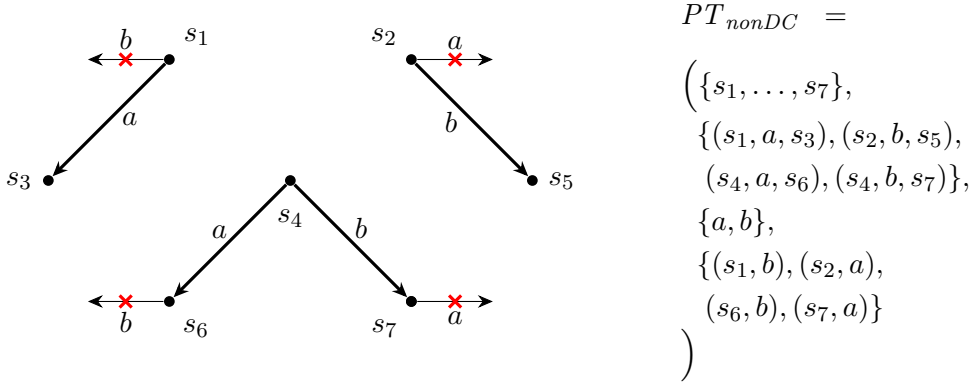


Figure 12. The pattern PT_{nonDC} indicating that the DC property is violated.

Taken together, this means that N is not DC.

□ 8.4

The proof of this lemma is somewhat analogous to the proof of Lemma 4.4 in Section 4, except that here, there has been no need to use the injectivity of f on transitions (the injectivity is implied by the pattern itself, because if $f(a) = f(b)$, from $f(s_1)$, we have both $f(a)$ allowed and not allowed).

Now we turn our attention to the claim that if a pure, dissymmetric choice, Petri net satisfies \widetilde{SPE} , then it is necessarily persistent. This claim is proved in the following logically equivalent way: Let a given net be pure and assume it satisfies \widetilde{SPE} and is nonpersistent. Then it cannot be dissymmetric choice. The proof is done in three steps as follows:

1. **There are no 3/4-diamonds:** By pureness, any choice state in the reachability graph of a plain net either starts a half-diamond (proper choice) or a full diamond (proper concurrency). There are no 3/4-diamonds.
2. **Parikh-equivalent sequences can be unified:** Any two persistent sequences from M_0 having the same Parikh vectors (thus coming together at some M by determinism) can be permuted such that they go through some state just two labels before M (unless they are very short, and provided all shorter sequences are also persistent).
3. **A non-DC pattern can be found:** Nonpersistence of N means that some nonpersistent state M can be reached, which we can assume to be reachable by some shortest possible sequence γ (so that all sequences of lengths $< |\gamma|$ are persistent). By nonpersistence and Step 1., there is a half-diamond at M , which is a symmetric situation. \widetilde{SPE} implies that the two ends of the half-diamond can be reached by persistent sequences α, β from M_0 which are (almost) Parikh-equivalent to γ (except for the two legs of the half-diamond). Using Step 2. twice, we can reconstruct the pattern shown in Figure 12 and apply Lemma 8.4.

There are no 3/4-diamonds

Lemma 8.5. 3/4-DIAMONDS CAN BE COMPLETED TO 4/4-DIAMONDS

Let $N = (P, T, F)$ be a pure, plain net. Let M be a marking of N and let $x, y \in T$.

Suppose that $M \xrightarrow{y} M'' \xrightarrow{x} \widehat{M}$ is a firing sequence and that $M \xrightarrow{x} M'$.

Then $M \xrightarrow{x} M' \xrightarrow{y} \widehat{M}$ is also a firing sequence.

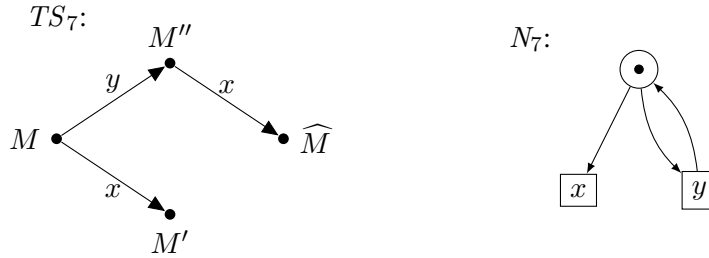


Figure 13. A 3/4-diamond TS_7 . The net N_7 proves that the 3/4-diamond has a Petri net solution which is impure but plain, safe, and FC (with $M = M''$ and $M' = \widehat{M}$).

Proof: We show that $M \xrightarrow{xy}$ is a firing sequence:

By $M \xrightarrow{yx}$, pureness and plainness, the places $p \in \bullet x \cap \bullet y$ satisfy $M(p) \geq 2$, and by $M \xrightarrow{x}$, the places $q \in (\bullet x \setminus \bullet y) \cup (\bullet y \setminus \bullet x)$ satisfy $M(q) \geq 1$. Hence, after firing x from M by $M \xrightarrow{x} M'$, the places $p \in \bullet y$ satisfy $M'(p) \geq 1$, and therefore, y is firable from M' . Of course, \widehat{M} is reached after $M \xrightarrow{xy}$ because $\Psi(xy) = \Psi(yx)$. □ 8.5

Note that if N is not safe, it may be the case that $x = y$, but the proof is unaffected. Informally, Lemma 8.5 means that in a pure and plain net, there may only be 1/2 (half; meaning proper choice) or full (1/1; indicating proper concurrency) diamonds at choice points of the reachability graph, and no 3/4-diamonds. The pureness requirement is essential for this property, as exhibited by the net N_7 on the right-hand side of Figure 13.

Unifying Parikh-equivalent firing sequences

Proposition 8.6. PARIKH-EQUIVALENT SEQUENCES CAN BE PERMUTED INTO EACH OTHER

Suppose that $N = (P, T, F, M_0)$ is a pure, plain Petri net with initial marking M_0 and that \widetilde{M} is a marking that can be reached by two equally long sequences $\alpha = a_1 \dots a_n$ and $\beta = b_1 \dots b_n$ as follows:

$$M_0 \xrightarrow{a_1 \dots a_{n-1}} \widetilde{M}_1 \xrightarrow{a_n} \widetilde{M} \quad \text{and} \quad M_0 \xrightarrow{b_1 \dots b_{n-1}} \widetilde{M}_2 \xrightarrow{b_n} \widetilde{M}$$

such that $a_n \neq b_n$, i.e., the last two transitions are different, and $\Psi(\alpha) = \Psi(\beta)$. Further, assume that all firing sequences $M_0 \xrightarrow{\tau}$ of length $|\tau| \leq n - 1$, in particular $M_0 \xrightarrow{a_1 \dots a_{n-1}}$ and $M_0 \xrightarrow{b_1 \dots b_{n-1}}$,

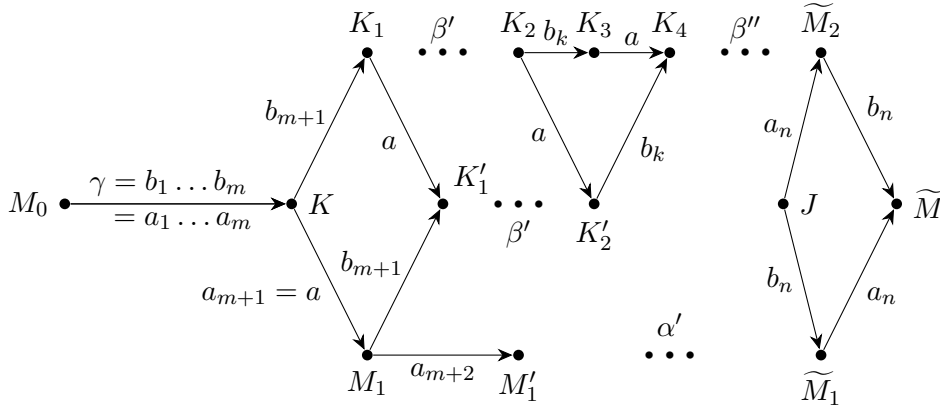


Figure 14 depicts the general setup. From M_0 up to K , α and β agree with each other, and γ is their common prefix. Because of $a_{m+1} \neq b_{m+1}$, they deviate from point K onwards. The sequence $a_{m+1} \dots a_{n-1}$ leads from K to \widetilde{M}_1 via a_{m+1} , M_1 , a_{m+2} , M'_1 , and α' in the lower part of the figure.

The sequence $b_{m+1} \dots b_{n-1}$ leads from K to \widetilde{M}_2 via b_{m+1} , K_1 , β' , K_2 , b_k , K_3 , b_{k+1} , K_4 , and β'' in the upper part of the figure. Moreover, both sequences are persistent because they are tails of the persistent sequences $a_1 \dots a_{n-1}$ and $b_1 \dots b_{n-1}$, respectively. (Compare Corollary 5.3.)

Abbreviate $a = a_{m+1}$. Because $a \neq b_{m+1}$ and $\Psi(a_{m+1} \dots a_n) = \Psi(b_{m+1} \dots b_n)$, a also occurs amongst the b_{m+2}, \dots, b_n ; we shall assume that the first such occurrence is just after b_k ($m+2 \leq k \leq n-1$), i.e., $a = b_{k+1}$. Because $a \neq b_{m+1}$ and because $b_{m+1} \dots b_{n-1}$ is persistent, K_1 enables a . In fact, by the same reason and because $b_{m+1} \dots b_k$ do not contain a , all markings up to and including K_2 (and K_3 , of course) enable a . At K_2 , there is thus a 3/4-diamond formed by K_2, K_3, K'_2, K_4 and legs a, b_k , which can be “closed” by a b_k -arrow from K'_2 to K_4 according to Lemma 8.5.

Now replace β by the sequence $\widetilde{\beta}$ which leads from M_0 to \widetilde{M} via γ , a_{m+1} , M_1 , b_{m+1} , K'_1 , β' , K'_2 , b_k , K_4 , β'' , \widetilde{M}_2 , and b_n . The pair $\alpha, \widetilde{\beta}$ has the same salient properties as the pair α, β before, but it has a longer common initial prefix.

Hence the induction hypothesis can be applied. Eventually, the base case takes effect, proving the existence of a marking J , as was claimed. \square 8.6

Remark 8.7. ON PROPOSITION 8.6 AND ITS PROOF

Various special cases may arise. For example, the new initial prefix may be much longer than the previous one (not just by one transition). Essentially, we have permuted a backwards in front of $b_{m+1} \dots b_k$. Also, the markings \widetilde{M}_1 and \widetilde{M}_2 may coincide if a_n and b_n are duplicated transitions, i.e., transitions having the same preplace- and postplace-interfaces. It may even be the case that the whole diamond collapses to a single point.

Note that Proposition 8.6 provides a special case in which there is a kind of reverse of Proposition 6.2, in the sense that we construct a permutation from two Parikh-equivalent sequences. Such a construction does not work in general because the sequences do not need to be persistent in general. The proof bears some similarity to the proof of Keller’s theorem [23, 2]. \square 8.7

Constructing a non-DC pattern from a nonpersistent state

Proposition 8.8. USING A NONPERSISTENT STATE TO DERIVE FIGURE 12

Suppose that $N = (P, T, F, M_0)$ is a pure, plain, nonpersistent Petri net satisfying the $\widetilde{\text{SPE}}$ property. Then in its reachability graph, the pattern PT_{nonDC} shown in Figure 12 is embedded.

Proof: Suppose that N satisfies all premises. We shall prove that PT_{nonDC} (Figure 12) can be embedded into $RG(N)$.

Since N is nonpersistent, there is some nonpersistent reachable state M . Pick one of them that is nearest to M_0 , that is, we have $M_0 \xrightarrow{\delta} M$ (central horizontal line in Figure 15), and whenever $M_0 \xrightarrow{\tau} M'$ for another nonpersistent state M' , then $|\tau| \geq |\gamma|$. In particular, no nonpersistent state is reachable by a sequence that is shorter than δ , and δ is itself persistent. Also, let M_1 and M_2 with $M \xrightarrow{a} M_1$ and $M \xrightarrow{b} M_2$ be the corners of the 1/2-diamond starting at M (right-hand side of Figure 15). Of course,

$a \neq b$, since otherwise, there is no proper choice at M , and $M_1 \neq M \neq M_2$ since M enables a and b while M_1 does not enable b and M_2 does not enable a .

By the $\widetilde{\text{SPE}}$ property, there is some persistent sequence, Parikh-equivalent to $M_0 \xrightarrow{\delta a} M_1$, by which M_1 can be reached from M_0 . This sequence cannot lead through M ; indeed, if that sequence has the form $M_0 \xrightarrow{\delta'} M \xrightarrow{x\delta''} M_1$, since δ' may not be shorter than δ and $\Psi(\delta a) = \Psi(\delta' x \delta'')$, we must have $\delta'' = \varepsilon$; if $x \neq b$ then b is switched from enabled to non-enabled when going from M to M_1 , and if $x = b$ then $M_1 = M_2$ and a is switched from enabled to non-enabled when going from M to M_1 ; in either case, that sequence is not persistent.

Hence there is a marking $K_1 \neq M$ such that this persistent sequence has the form $M_0 \xrightarrow{\alpha'} K_1 \xrightarrow{x} M_1$, for some transition x , as shown in the lower part of Figure 15. By $K_1 \neq M$ and determinism, also $a \neq x$. Similarly, there is a reachable marking K_2 and a persistent sequence $M_0 \xrightarrow{\beta'} K_2 \xrightarrow{y} M_2$ for some transition y , as shown in the upper part of the figure. By $K_2 \neq M$, $b \neq y$.

We can now invoke Proposition 8.6 two times. For the lower part of the figure, set $\alpha = \alpha' x$ and $\beta = \delta a$ (or the other way round). This results in state J_1 , reachable by γ_1 , and the backward diamond completions $J_1 \xrightarrow{a} K_1$ and $J_1 \xrightarrow{x} M$. For the upper part of the figure, set $\alpha = \delta b$ and $\beta = \beta' y$ (or the other way round). This results in state J_2 and the backward diamond completions $J_2 \xrightarrow{b} K_2$ and $J_2 \xrightarrow{y} M$.

We shall now check the failed enablings induced by the failed enablings of b at M_1 and a at M_2 . K_1 does not enable b because the sequence $\alpha' x$ is persistent since it stems from the $\widetilde{\text{SPE}}$ property. This implies that J_1 also does not enable b since otherwise, we would have a nonpersistent state (J_1) that is properly nearer to M_0 than M , contradicting the choice of M . Similarly, in the upper part of the figure, we have $\neg(K_2 \xrightarrow{a})$ and $\neg(J_2 \xrightarrow{a})$.

The pattern PT_{nonDC} is embedded by a function $f = f_1 \cup f_2$ (referring to Definition 4.2) as follows:

$$\begin{aligned} f_1(s_1) &= J_1, \quad f_1(s_2) = J_2, \quad f_1(s_3) = K_1, \quad f_1(s_4) = M, \\ f_1(s_5) &= K_2, \quad f_1(s_6) = M_1, \quad f_1(s_7) = M_2 \\ \text{and } f_2 &= \text{identity on } \{a, b\} \end{aligned} \tag{7}$$

This completes the proof. □ 8.8

Theorem 8.9. PURE, PLAIN, NONPERSISTENT NETS SATISFYING $\widetilde{\text{SPE}}$ ARE NOT DC

Let $N = (P, T, F, M_0)$ be a pure, plain and nonpersistent Petri net satisfying the $\widetilde{\text{SPE}}$ property. Then N is not a dissymmetric choice net.

Proof: Referring to Figure 15, the pattern PT_{nonDC} , defined in Figure 12, can be embedded in the reachability graph of N as defined above, in (7). We can now simply invoke Lemma 8.4. This completes the proof. □ 8.9

Actually, the embedding (7) is almost injective: We cannot have $M = M_1$ because the former enables b while the latter does not. We cannot have $J_1 = K_1$ because this would imply that $M = M_1$. We

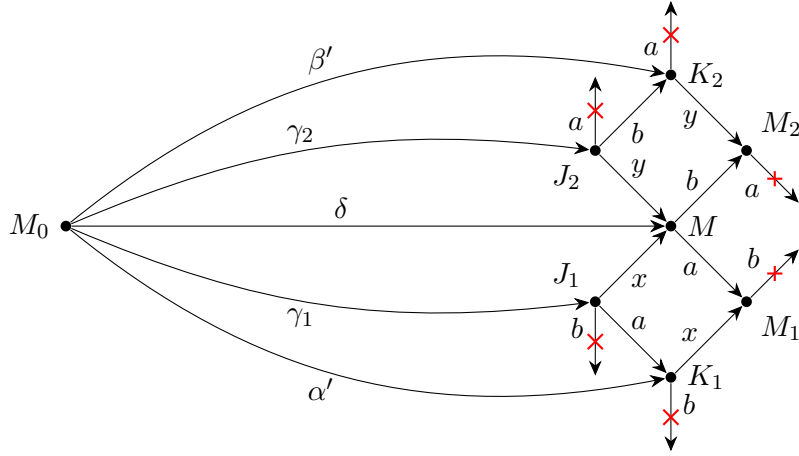


Figure 15. There is a proper choice (1/2-diamond with legs a, b , $a \neq b$, and $\neg(M_2 \xrightarrow{a})$, $\neg(M_1 \xrightarrow{b})$) at state M . By $\widetilde{\text{SPE}}$, we find a persistent sequence $M_0 \xrightarrow{\alpha'x} M_1$ and another persistent sequence $M_0 \xrightarrow{\beta'y} M_2$. Besides $a \neq b$, we also have $a \neq x$ and $b \neq y$. The non-enablings at K_1, K_2, J_1, J_2 are described in the proof.

cannot have $J_1 = M$ because the former does not enable b while the latter does. We cannot have $K_1 = M_1$ because that would imply $J_1 = M$. Also, we cannot have $M = K_1$ because the former enables b while the latter does not. We cannot have $J_1 = M_1$ by pureness and plainness because in the pure and plain case, it is not possible that, from M , a occurs twice in a row but (still from M) after only one b , a is disabled (in M , the places in $\bullet a$ must have at least two tokens, and b may only take one of them). (The other part of the figure, referring to the diamond J_2, K_2, M, M_2 , is symmetric.) However, we might have $K_1 = K_2$.

It is presently unknown whether or not the statement of the main theorem withstands dropping pureness from the set of premises. Lemma 8.5 goes out of the window in that case, and it is doubtful whether it can be compensated easily. As in Corollary 8.3, we get:

Corollary 8.10. PURE DC NETS SATISFYING SPE OR $\widetilde{\text{SPE}}$ ARE PERSISTENT AND SATISFY FPE

Any pure DC Petri net satisfying SPE or $\widetilde{\text{SPE}}$ is persistent and satisfies FPE.

□ 8.10

Figure 9 highlights the importance of the DC property in this result. Indeed, the net shown there is pps and satisfies SPE, but it is neither dissymmetric choice (as exhibited by transitions a and b) nor persistent (since we have the firing sequences $M_0 \xrightarrow{xya}$ and $M_0 \xrightarrow{xyb}$, but not $M_0 \xrightarrow{xyab}$); note that SPE is satisfied since, for instance, the sequence $M_0 \xrightarrow{xya}$ is non-persistent (b is enabled after xy but not after xya), but it is equivalent to $M_0 \xrightarrow{xay}$ (where b is no longer enabled before the end).

9. A plain and pure counterexample to $\text{SPE} \Rightarrow \text{FPE}$

The example shown in Figure 16, taken from [6, 24], proves that $\neg(\text{SPE} \Rightarrow \text{FPE})$ is possible in the realm of pure, plain, and 2-bounded (rather than safe) nets. In the labelled transition system TS_8 , any finite firing sequence can be permuted equivalently in such a way that the last M' in it (if any) is reached via y rather than via a_1 , and M'' , which can occur at most once, is reached via x rather than via b . Hence, on the one hand, the choice marking M can be avoided and SPE is satisfied. On the other hand, the infinite firing sequence

$$M_0 \xrightarrow{y (x a_1 a_2 b c)^\infty} \quad (8)$$

is fair but has no persistent equivalent, since, for taking account of the fact that the label y must occur at some point or other, the marking M cannot be avoided, and the firing $M \xrightarrow{a_1} M'$ is non-persistent (as M enables b but M' does not), and so is the firing $M \xrightarrow{b} M''$. Hence FPE is not satisfied. The intuitive problem is that no permutation of (8) can shift the label y “to the very end” without losing it altogether.

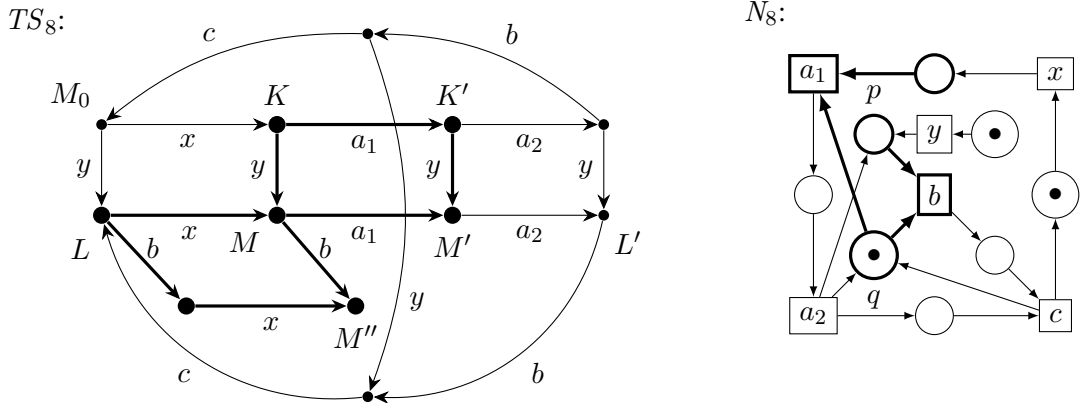


Figure 16. An lts TS_8 satisfying SPE but not FPE and a generating Petri net N_8 .

The pure and plain Petri net N_8 which solves TS_8 is neither dissymmetric choice nor safe (but it is asymmetric choice). Indeed, place q and transitions a_1, b violate the DC condition (depicted in bold); and at L' , place p carries two tokens. Note that q, a_1, b is the only non-DC context; that p is the only unsafe place (with bound 2); and that L' is the only non-safe reachable marking.

In fact, (i): no plain, pure, safe net whatsoever can solve TS_8 . Also, (ii): there cannot be any (either safe or unsafe) dissymmetric choice solution.

- (i) To see that there is no plain, pure, safe net solution, observe that at L , we have both $L \xrightarrow{y}$ and $L \xrightarrow{b}$, but at K (and also at M_0), only $y b$, but not $b y$, is enabled. Such a situation cannot occur in a pps net [24].

- (ii) To see that there is no dissymmetric choice net solving TS_8 , observe that the pattern PT_{nonDC} of Figure 12 is embedded in TS_8 , shown in bold, and apply Lemma 8.4.

When trying to disprove – or prove – Ochmański’s conjecture for pps nets, two ideas may come to mind; we show that both of them are insufficient: First, finding a counterexample by turning the bound 2 in Figure 16 into bound 1 by known constructions (for example, pipelining the tokens on p , or simulating p by a set of safe places, as in Figure 17) fails. Such constructions necessarily introduce causal dependencies between (instances of) y and (instances of) a_2 , by which the essence of the counterexample is destroyed. Secondly, one might try to reduce the hoped-for proof to a known result such as Theorem 8.1 or Theorem 8.9 by applying the well-known transformation of a Petri net into a free-choice Petri net (replacing a place-transition arc by a sequence of arcs place-transition-place-transition). But this construction destroys the SPE property; thus, this idea is unsuitable as well.

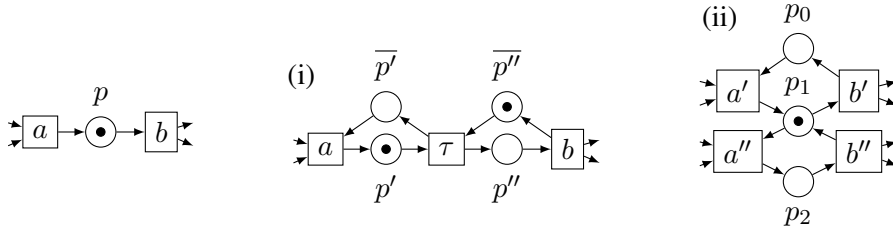


Figure 17. Sketch of two constructions turning a 2-bounded net into a safe net: (i) pipelining using complement places, and (ii) simulation. In (i), the marking on p corresponds to the sum of tokens on p' , p'' , while τ is a silent (unobservable) transition. In (ii), p_i corresponds to i tokens on p . Both constructions achieve strong similarity, but they do not preserve the concurrency between y and a_2 starting at state K' in Figure 16.

10. Fairness, justice, progress, APE, and JPE

In Section 7, fairness was defined as in [5]. For infinite sequences, this corresponds to the standard notion of strong fairness as known from the literature (see [25], amongst many others). For finite sequences, strong fairness has been defined as maximality. There is at least one alternative definition which will be discussed next.

10.1. Fairness of finite sequences

Finite firing sequences play a minor role with regard to fairness. We might either just call *every* finite sequence fair by default, or we might pick a subset of finite sequences which are called fair while others are not. Indeed, the literature essentially suggests a choice between two alternative possibilities:

- The *finite-is-fair principle* simply considers all finite sequences to be fair. Intuitively, this principle asserts that unfairness occurs only when some activity is neglected infinitely often. This regime has been adopted, for example, in [26, 17, 27, 28].

- The *maximal-finite-is-fair principle* requires that a finite firing sequence must be maximal in order to be fair. Intuitively, this principle asserts that unfairness also occurs if in some execution, some possible (unimpeded) activity is delayed forever, for no external reason. The maximal-finite-is-fair regime is used (and justified, in various contexts) in [25, 29, 5, 30].

Although the results in the previous part of this paper do not depend on this choice, let us consider what happens if we adopt the former regime, i.e., if the first sentence in Definition 7.2 is replaced by:

A finite firing sequence $M_0 \xrightarrow{\sigma} M$ is fair, by definition.

Let the resulting permutation equivalence notions be called SPE^f and FPE^f , respectively. Of course, SPE^f equals SPE, since fairness plays no role there. But FPE^f differs from FPE; it is actually stronger. Still, Ochmański's conjecture remains unaffected, since under the premise SPE (or SPE^f), FPE is the same as FPE^f . However, for its *converse*, we have the following:

Lemma 10.1. CONVERSES OF THE IMPLICATION $\text{SPE} \Rightarrow \text{FPE}$

- (i) $\text{FPE}^f \Rightarrow \text{SPE}^f$ (for any Petri net)
- (ii) $\neg (\text{FPE} \Rightarrow \text{SPE})$

Proof: (i): By the finite-is-fair regime, all finite sequences are fair. Hence FPE^f reduces to SPE, thus to SPE^f , for finite sequences.

(ii): Figure 18, taken from [5], shows a pps counterexample. The net shown there satisfies FPE: Any maximal firing sequence must perform x, y, z and either a and c , or a and d , or b and d . The sequence $xyzac$ is not persistent, but the equivalent sequence $xaycz$ is. Similarly, the sequences $xazdy$ and $zdybx$ are persistent. But the finite sequences yb and yc have no persistent equivalents, so that SPE is not satisfied. □ 10.1

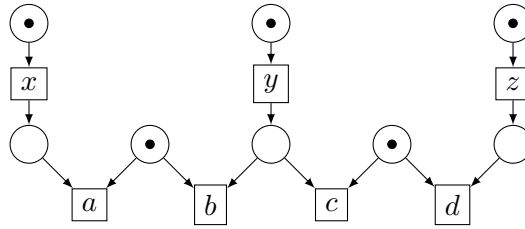


Figure 18. A net which satisfies FPE but not SPE.

Another distinction between the finite-is-fair and maximal-finite-is-fair principles is that the latter – but not the former – satisfies a compositionality property which might be interesting in checking the fairness of sequences:

Lemma 10.2. COMPOSITIONALITY IN THE MAXIMAL-FINITE-IS-FAIR REGIME

Let N be composed of two disjoint nets N_1 and N_2 .

- (i) Under the finite-is-fair regime, it may be the case that some infinite sequence of N is unfair while its projections onto N_1 and N_2 are both fair.
- (ii) Under the maximal-finite-is-fair regime, every (finite or infinite) firing sequence of N is fair if and only if its projections onto N_1 and N_2 are both fair.

Proof: (i): Consider the net $N_{a^*||b}$ shown on the left-hand side of Figure 19. The infinite firing sequence $M_0 \xrightarrow{a^\infty}$ in $N_{a^*||b}$ is not fair since b is constantly neglected. However, its (empty) projection $M_0^2 \xrightarrow{\varepsilon} M_0^2$ on N_b is fair by virtue of being finite, and its projection $M_0^1 \xrightarrow{a^\infty}$ on N_{a^*} is fair, too, since a occurs infinitely often and b is not part of the scene. This does not happen with the maximal-finite-is-fair principle, since M_0^2 is not a deadlock in N_b , so that the empty firing sequence is not fair in this case.

(ii): This follows from the fact that a sequence of N is deadlocking if and only if its two projections onto N_1 and N_2 are both deadlocking. □ 10.2

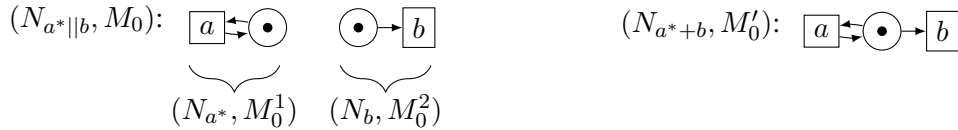


Figure 19. The net $N_{a^*||b}$ with initial marking M_0 is the disjoint sum of two component nets, N_{a^*} with initial marking M_0^1 , and N_b with initial marking M_0^2 . In $N_{a^*||b}$, the sequence $M_0 \xrightarrow{a^\infty}$ is unfair and fails to satisfy progress. In N_{a^*+b} , with initial marking M'_0 , the sequence $M'_0 \xrightarrow{a^\infty}$ is also (weakly as well as strongly) unfair, but it satisfies progress.

Both [25] and [29] have remarked that the maximal-finite-is-fair principle is a merge of two concepts: that of strong fairness for infinite sequences and that of *progress* (as defined in [28], for instance) for finite sequences. We now discuss this in more detail.

10.2. Continuous and constant neglecting, weak fairness, progress, APE, and JPE

In a plain net, a marking M enables two transitions a and b with $a \neq b$ *concurrently* if $M(p) \geq 2$ for every $p \in \bullet a \cap \bullet b$ and $M(p) \geq 1$ for every $p \in (\bullet a \setminus \bullet b) \cup (\bullet b \setminus \bullet a)$. Call a transition t *continuously (constantly) neglected* along some computation

$$K_0 \xrightarrow{a_1} K_1 \xrightarrow{a_2} K_2 \xrightarrow{a_3} \dots$$

if $t \notin \{a_1, a_2, a_3, \dots\}$ and for every $i \geq 1$, K_{i-1} enables both a_i and t (respectively: K_{i-1} concurrently enables a_i and t). Thus, in $N_{a^*||b}$ of Figure 19, the sequence a^∞ continuously and constantly neglects b , while in N_{a^*+b} , the same sequence continuously neglects b but does not constantly neglect b . Constant neglecting of a transition in an infinite computation is akin to the non-maximality

property of a finite computation: some autonomous activity refuses to proceed, even though no other activity contends with the resources it needs to do so.

An infinite sequence is *weakly fair* (or, in the parlance of [5], *just*) if it has no infinite tail in which some transition is continuously neglected, and it *satisfies progress* if it has no infinite tail in which some transition is constantly neglected. To define progress for finite sequences, there are no two ways of doing so, since progress corresponds to maximality. For weak fairness, however, we have the same two possibilities as before: all finite sequences, or only the maximal ones, are called weakly fair.

In [5], we also find two other properties besides SPE and FPE:

- APE requires *all* finite or infinite sequences to have persistent equivalents.
- JPE requires all *just* (weakly fair) sequences to have persistent equivalents.

When these are taken into account, together with their finite-is-fair variants, we get $\text{APE}^f \Leftrightarrow \text{APE}$ and the following implications:

Lemma 10.3. RELATIONSHIPS BETWEEN APE, JPE, SPE, AND FPE

- (i) $\text{APE}^f \Rightarrow \text{JPE}^f \Rightarrow \text{FPE}^f \Rightarrow \text{SPE}^f$ (for any Petri net)
- (ii) $\neg (\text{FPE}^f \Rightarrow \text{JPE}^f)$ and $\neg (\text{JPE}^f \Rightarrow \text{APE}^f)$
- (iii) $\text{APE} \Rightarrow \text{JPE}$, $\text{APE} \Rightarrow \text{SPE}$, and $\text{JPE} \Rightarrow \text{FPE}$ (for any Petri net)
- (iv) The implications in (iii) cannot be reversed; SPE and JPE are incomparable; and FPE does not imply SPE.

Proof: (i): Every fair sequence is just and every just sequence is just a sequence, together with Lemma 10.1(i).

(ii): Figure 9 disproves $\text{FPE}^f \Rightarrow \text{JPE}^f$ and Figure 18 disproves $\text{JPE}^f \Rightarrow \text{APE}^f$.

(iii): Same argument as before.

(iv): Figure 9 disproves $\text{FPE} \Rightarrow \text{JPE}$, $\text{SPE} \Rightarrow \text{APE}$, and $\text{SPE} \Rightarrow \text{JPE}$, and Figure 18 disproves $\text{JPE} \Rightarrow \text{APE}$, $\text{JPE} \Rightarrow \text{SPE}$ and $\text{FPE} \Rightarrow \text{SPE}$. □ 10.3

Figure 20 provides a summary of the relationships proved, disproved, and conjectured so far.

11. Concluding remarks

The core results of this paper are Theorems 8.1 and 8.9, together with Corollaries 8.3 and 8.10, in Section 8. They confirm a generalised version of Ochmański's conjecture to be true in the class of equal choice Petri nets and in the class of pure dissymmetric Petri nets. The way to prove this is by first proving that all nets in one of these classes are persistent if they satisfy the more "local" property of SPE (all finite firing sequences have persistent Parikh equivalents). Then the property FPE, demanded by Ochmański's conjecture, follows immediately by identity permutations. Both Corollary 8.3 and Corollary 8.10 are significant extensions of the results contained in [6].

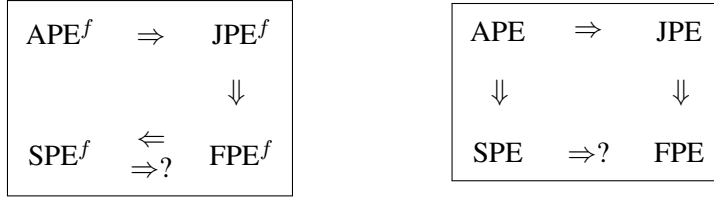


Figure 20. The implications without question mark are true for all nets (Lemmata 10.1(i) and 10.3(i,iii)). The implication(s) provided with a question mark are true for pure dissymmetric choice nets and for equal conflict nets (Section 8), while they are wrong for general, and even for AC, nets (Section 9) and are conjectured to be true for pps nets in general (Section 7) and for (not necessarily pure) DC nets. All other possible (bilateral) implications, except those arising from reflexivity and transitivity, are wrong (Figures 9, 18, and Lemmata 10.1(ii), 10.3(ii,iv)). Also, $APE \Leftrightarrow APE^f$ and $SPE \Leftrightarrow SPE^f$ and $SPE \Rightarrow (FPE \Leftrightarrow FPE^f)$.

In an attempt to elucidate the context of these results, we have categorised various notions of fairness and other persistent equivalent notions in Section 10. Also, we have added a brief historical digest of the origins of the choice-related Petri net classes which have played a role in our investigations (Appendix A). Furthermore, we have examined an example which is pure, plain, AC, and 2-bounded and which satisfies neither $SPE \Rightarrow$ persistent nor $SPE \Rightarrow FPE$, and we have described some difficulties in turning this example into a counterexample to Ochmański’s conjecture (Section 9).

At least two questions are open. The first question is whether the premise “pureness” can be dropped from Theorem 8.9 and Corollary 8.10 of this paper. Plainness can of course not be dropped because the DC property is undefined for non-plain nets. However, we might consider extensions of DC (and AC) of the kind $F(., t) \leq F(., t')$, or the converse, in the same way as EC generalises FC. The second, more important (in our opinion), question is whether or not the following is true:

$$SPE \Rightarrow FPE \quad \text{for} \quad \text{pure, plain, and safe Petri nets} \quad (9)$$

which is a slight strengthening of Ochmański’s original conjecture [4, 5]. From the various results and considerations described in this paper, we can argue that if (9) turns out to be true, then it is a very tight result. We hope that the proof techniques we have developed can be re-used in order to contribute to a resolution of the open questions, or to generalise the obtained results to non-plain nets.

Acknowledgments

The first author was made aware of this line of research by Edward Ochmański during a visit to Toruń in 2014. This paper is a revised and expanded version of a paper presented at the 46th Petri net conference in Paris in June 2025.

References

- [1] Karp RM, Miller RE. Parallel Program Schemata. *J. Comput. Syst. Sci.*, 1969. **3**(2):147–195. doi:10.1016/S0022-0000(69)80011-5. URL [https://doi.org/10.1016/S0022-0000\(69\)80011-5](https://doi.org/10.1016/S0022-0000(69)80011-5).
- [2] Keller RM. A Fundamental Theorem of Asynchronous Parallel Computation. In: Feng T (ed.), Parallel Processing, Proceedings of the Sagamore Computer Conference, Sagamore, Adirondack Mountains, NY, USA, August 20-23, 1974, volume 24 of *Lecture Notes in Computer Science*. Springer, 1974 pp. 102–112. doi:10.1007/3-540-07135-0_113. URL https://doi.org/10.1007/3-540-07135-0_113.
- [3] Landweber LH, Robertson EL. Properties of Conflict-Free and Persistent Petri Nets. *J. ACM*, 1978. **25**(3):352–364. doi:10.1145/322077.322079. URL <https://doi.org/10.1145/322077.322079>.
- [4] Ochmański E. On Conflict-free Executions of Elementary Nets. *Systems Science, Wydawca Oficyna Wydawnicza Politechniki Wrocławskiej*, 2001. **27**(2):89–105.
- [5] Ochmański E. Persistent runs in elementary nets, 2014. FoLCo (Formal Languages and Concurrency) Memorandum, pp. 2–6, University of Toruń.
- [6] Best E, Devillers R. Persistent Permutations, Fairness, Asymmetric Choice Petri Nets, and Ochmański’s Conjecture. In: Amparore EG, Mikulski L (eds.), Application and Theory of Petri Nets and Concurrency - 46th International Conference, PETRI NETS 2025, Paris, France, June 22-27, 2025, Proceedings, volume 15714 of *Lecture Notes in Computer Science*. Springer, 2025 pp. 155–173. doi:10.1007/978-3-031-94634-9_8. URL https://doi.org/10.1007/978-3-031-94634-9_8.
- [7] Desel J, Esparza J. Free Choice Petri Nets, volume 40 of *Cambridge Tracts in Theoretical Computer Science*. Cambridge University Press, 1995.
- [8] Hack MH. Analysis of Production Schemata by Petri Nets. Technical report, Massachusetts Institute of Technology, MAC TR-94, 1974 (based on his MSc thesis, 1972).
- [9] Petri CA. General Net Theory. In: Randell B (ed.), On the Teaching of Computing Science, Newcastle International Seminars, pp. 131–169. University of Newcastle upon Tyne, Available online at <http://homepages.cs.ncl.ac.uk/brian.randell/Seminars/> (last checked December 2025), 1976.
- [10] Best E, Devillers R. Persistent Permutability Implies Persistence in Pure Dissymmetric Choice Petri Nets, January 2026. Submitted to PN’2026.
- [11] Barylska K, Mikulski L, Ochmański E. On persistent reachability in Petri nets. *Inf. Comput.*, 2013. **223**:67–77. doi:10.1016/J.IC.2012.11.004. URL <https://doi.org/10.1016/j.ic.2012.11.004>.
- [12] Rozenberg G, Engelfriet J. Elementary Net Systems. In: Reisig W, Rozenberg G (eds.), Lectures on Petri Nets I: Basic Models, Advances in Petri Nets, the volumes are based on the Advanced Course on Petri Nets, held in Dagstuhl, September 1996, volume 1491 of *Lecture Notes in Computer Science*. Springer, 1996 pp. 12–121. doi:10.1007/3-540-65306-6_14. URL https://doi.org/10.1007/3-540-65306-6_14.
- [13] Kripke SA. Semantical Considerations on Modal Logic. *Acta Philosophica Fennica*, 1963. **16**:83–94.
- [14] Reisig W. Petri Nets: An Introduction, volume 4 of *EATCS Monographs on Theoretical Computer Science*. Springer, 1985. ISBN 3-540-13723-8. doi:10.1007/978-3-642-69968-9. URL <https://doi.org/10.1007/978-3-642-69968-9>.
- [15] Crespi-Reghizzi S, Mandrioli D. A Decidability Theorem for a Class of Vector-Addition Systems. *Inf. Process. Lett.*, 1975. **3**(3):78–80. doi:10.1016/0020-0190(75)90020-4. URL [https://doi.org/10.1016/0020-0190\(75\)90020-4](https://doi.org/10.1016/0020-0190(75)90020-4).

- [16] Teruel E, Suárez MS. Liveness and Home States in Equal Conflict Systems. In: Application and Theory of Petri Nets 1993, 14th International Conference, Chicago, Illinois, USA, June 21-25, 1993, Proceedings. 1993 pp. 415–432. doi:10.1007/3-540-56863-8_59. URL https://doi.org/10.1007/3-540-56863-8_59.
- [17] Best E, Devillers R. Petri Net Primer - A Compendium on the Core Model, Analysis, and Synthesis. Springer, 2024. ISBN 978-3-031-48277-9. doi:10.1007/978-3-031-48278-6. URL <https://doi.org/10.1007/978-3-031-48278-6>.
- [18] Best E, Devillers R. Pre-synthesis of Petri nets based on prime cycles and distance paths. *Sci. Comput. Program.*, 2018. **157**:41–55. doi:10.1016/j.scico.2017.07.005. URL <https://doi.org/10.1016/j.scico.2017.07.005>.
- [19] Badouel É, Darondeau P. Theory of Regions. In: Reisig W, Rozenberg G (eds.), Lectures on Petri Nets I: Basic Models, Advances in Petri Nets, the volumes are based on the Advanced Course on Petri Nets, held in Dagstuhl, September 1996, volume 1491 of *Lecture Notes in Computer Science*. Springer, 1996 pp. 529–586. doi:10.1007/3-540-65306-6_22. URL https://doi.org/10.1007/3-540-65306-6_22.
- [20] Desel J, Reisig W. The Synthesis Problem of Petri Nets. *Acta Informatica*, 1996. **33**(4):297–315. doi:10.1007/s002360050046. URL <https://doi.org/10.1007/s002360-050046>.
- [21] Ehrenfeucht A, Rozenberg G. Partial (Set) 2-Structures. Part II: State Spaces of Concurrent Systems. *Acta Informatica*, 1990. **27**(4):343–368. doi:10.1007/BF00264612. URL <https://doi.org/10.1007/BF00264612>.
- [22] Best E, Devillers R. Sequential and Concurrent Behaviour in Petri Net Theory. *Theor. Comput. Sci.*, 1987. **55**(1):87–136. doi:10.1016/0304-3975(87)90090-9. URL [https://doi.org/10.1016/0304-3975\(87\)90090-9](https://doi.org/10.1016/0304-3975(87)90090-9).
- [23] Best E, Darondeau P. A decomposition theorem for finite persistent transition systems. *Acta Informatica*, 2009. **46**(3):237–254. doi:10.1007/s00236-009-0095-6. URL <https://doi.org/10.1007/s00236-009-0095-6>.
- [24] Barylska K, Best E, Schlachter U, Spreckels V. Properties of Plain, Pure, and Safe Petri Nets. *Trans. Petri Nets Other Model. Concurr.*, 2017. **12**:1–18. doi:10.1007/978-3-662-55862-1_1. URL https://doi.org/10.1007/978-3-662-55862-1_1.
- [25] van Glabbeek R, Höfner P. Progress, Justness, and Fairness. *ACM Comput. Surv.*, 2019. **52**(4):69:1–69:38. doi:10.1145/3329125. URL <https://doi.org/10.1145/3329125>.
- [26] Apt KR, Francez N, Katz S. Appraising Fairness in Languages for Distributed Programming. *Distributed Comput.*, 1988. **2**(4):226–241. doi:10.1007/BF01872848. URL <https://doi.org/10.1007/BF01872848>.
- [27] Lehmann D, Pnueli A, Stavi J. Impartiality, Justice and Fairness: The Ethics of Concurrent Termination. In: Even S, Kariv O (eds.), Automata, Languages and Programming, 8th Colloquium, Acre (Akko), Israel, July 13-17, 1981, Proceedings, volume 115 of *Lecture Notes in Computer Science*. Springer, 1981 pp. 264–277. doi:10.1007/3-540-10843-2_22. URL https://doi.org/10.1007/3-540-10843-2_22.
- [28] Reisig W. Modelling and Verification of Distributed Algorithms. In: Montanari U, Sassone V (eds.), CONCUR '96, Concurrency Theory, 7th International Conference, Pisa, Italy, August 26-29, 1996, Proceedings, volume 1119 of *Lecture Notes in Computer Science*. Springer, 1996 pp. 579–595. doi:10.1007/3-540-61604-7_77. URL https://doi.org/10.1007/3-540-61604-7_77.

- [29] Kindler E, van der Aalst WMP. Liveness, Fairness, and Recurrence in Petri Nets. *Inf. Process. Lett.*, 1999. **70**(6):269–27. doi:10.1016/S0020-0190(99)00074-5. URL [https://doi.org/10.1016/S0020-0190\(99\)00074-5](https://doi.org/10.1016/S0020-0190(99)00074-5).
- [30] Romijn J, Vaandrager FW. A Note on Fairness in I/O Automata. *Inf. Process. Lett.*, 1996. **59**(5):245–250. doi:10.1016/0020-0190(96)00122-6. URL [https://doi.org/10.1016/0020-0190\(96\)00122-6](https://doi.org/10.1016/0020-0190(96)00122-6).
- [31] Commoner FG. Deadlocks in Petri Nets. Technical Report CA-7206-2311 (apparently not available online), Applied Data Research, Wakefield, Mass., 1972.
- [32] Barkaoui K, Minoux M. A Polynomial-Time Graph Algorithm to Decide Liveness of Some Basic Classes of Bounded Petri Nets. In: Jensen K (ed.), Application and Theory of Petri Nets 1992, 13th International Conference, Sheffield, UK, June 22-26, 1992, Proceedings, volume 616 of *Lecture Notes in Computer Science*. Springer, 1992 pp. 62–75. doi:10.1007/3-540-55676-1_4. URL https://doi.org/10.1007/3-540-55676-1_4.
- [33] Desel J, Best E. AC/DC-systems. In: Herzog O, Reisig W, Valk R (eds.), Petri Net Newsletters, volume 33, pp. 3–8. Gesellschaft für Informatik, Available online at <https://www.inf.uni-hamburg.de/inst/bib/loan/members/petri-net-newsletter-33.pdf> (last checked December 2025), 1989.
- [34] van Glabbeek RJ, Goltz U, Schicke-Uffmann J. On Characterising Distributability. *Log. Methods Comput. Sci.*, 2013. **9**(3). doi:10.2168/LMCS-9(3:17)2013. URL [https://doi.org/10.2168/LMCS-9\(3:17\)2013](https://doi.org/10.2168/LMCS-9(3:17)2013).
- [35] Smith E. On the Border of Causality: Contact and Confusion. *Theor. Comput. Sci.*, 1996. **153**(1&2):245–270. doi:10.1016/0304-3975(95)00123-9. URL [https://doi.org/10.1016/0304-3975\(95\)00123-9](https://doi.org/10.1016/0304-3975(95)00123-9).

A. Historical remarks on selected choice nets

The class of asymmetric choice Petri nets, and by (reverse) duality, also the class of dissymmetric choice nets, has at least two different roots. Firstly, both classes of nets are pretty immediate extensions of the class of free-choice nets. In fact, Michel Hack, the originator of FC net theory, already saw this [8] and proposed to investigate the class of “simple nets” as a promising candidate to which the free-choice net theory could be extended.¹⁰ As it turns out, simple nets are asymmetric choice, and conversely, every asymmetric choice net can be simulated in a strong sense by simple nets [17]. Some structural analysis results such as Fred Commoner’s liveness theorem [31] can partly be extended to asymmetric choice nets [32, 7]. We know of no such research on DC nets, however. We are not even aware of a name given to that class, which is why we borrowed a suitable moniker from [33].

A second line of heritage of asymmetric and dissymmetric choice nets can be traced back to none other than C.A. Petri. In several of his works, he was trying to sort out different ways in which concurrent agents can interact in a distributed setting. He identified various constellations such as “contact”, “conflict”, and “confusion”. By “confusion”, he meant, broadly speaking, interactions characterised by a mixture of concurrency and conflict. In [9], for instance, we find the two prototypical confusion patterns shown in Figure 21.

¹⁰Hack’s original definition of “simple nets” requires that $\forall p, p' \in P, p \neq p': (p^\bullet \cap p'^\bullet = \emptyset) \vee |p^\bullet| \leq 1 \vee |p'^\bullet| \leq 1$, i.e., every transition has at most one shared pre-place.

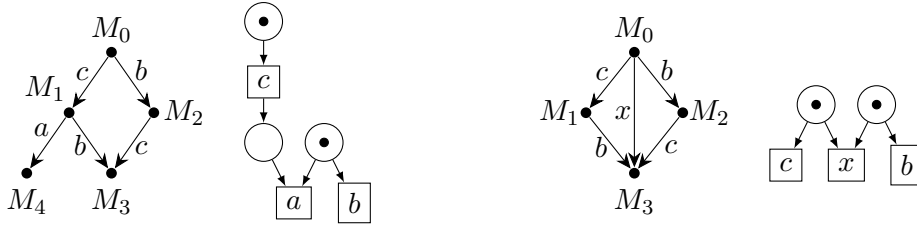


Figure 21. Asymmetric confusion (left-hand side) and symmetric confusion (right-hand side), according to Carl Adam Petri [9].

In asymmetric confusion as in Figure 21, if c occurs before b , there is a transient conflict between a and b , but if b occurs before c , there is no such conflict, and yet, b and c are completely independent. Petri argues that since in a truly concurrent and distributed setting, it is “physically”, so to speak, not possible to determine a specific order between b and c , there is some fuzziness about the conflict between a and b , which is what the term “confusion” aims at expressing.

In symmetric confusion as in Figure 21, there is a related kind of fuzziness: b and c are independent, and they could be physically very far away from each other. The conflict between the two transitions b (or c) and x is resolved not just by one of them occurring, but also by a likely uncontrollable occurrence of c (resp. b). This indicates that it could be quite hard to implement b and c in a distributed manner such that the conflicts between c , x and x , b are respected as specified by the “M” shaped Petri net on the right-hand side of Figure 21, preferably not using devices such as “busy wait”.¹¹

Actually, the dissymmetric choice restriction can accommodate both of Petri’s confusion patterns shown in Figure 21. None of them violates the DC condition

$$(\bullet t \cap \bullet t' = \emptyset) \vee (\bullet t \subseteq \bullet t') \vee (\bullet t' \subseteq \bullet t)$$

and both sorts of confusion could occur in a DC net. What DC does prohibit, though, is a particularly nasty form of dissymmetric choice when the pattern shown on the left-hand side of Figure 21 is redoubled by adding a d branch in parallel to the c branch, leading into b . This symmetricised version of asymmetric choice leads straight to the net N_1 in Figure 1. As we have seen, the absence of this pattern in DC nets is one of the cruxes of our arguments in Section 8. (And it is its presence which considerably complicates the proof of Ochmański’s conjecture for plain, pure, and safe nets.)

Originally, Petri was aiming at finding rules for orderly means of communication, and for some time, he was actually trying to argue that all kinds of confusion should be avoided (if at all possible). This led to a lot of discussion because many real-life use cases seem to involve confusion of some sort quite unavoidably. If one follows Einar Smith in his function (if there is such a function) as Petri’s “scientific executor” [35], then it should be advisable to come to terms with confused situations, rather than trying to avoid them from the outset. In particular, Smith argues, there are some pieces of

¹¹There have been thorough works, such as a paper by van Glabbeek, Goltz, and Schicke-Uffmann [34], who aim at overcoming the difficulties in truly distributing the concurrent actions c and b appearing in the “M” shape.

hardware such as an arbiter that will necessarily contain the “nasty” symmetric version of asymmetric confusion sketched in the last paragraph and depicted in Figure 1.¹² So, even from a philosophical point of view, it is hardly possible to argue that we should not be interested in the DC class of Petri nets and in solving Ochmański’s original conjecture one way or the other.

It is possible to prohibit asymmetric confusion by a structural condition which is akin to the conditions defining AC and DC nets. To this end, let us call a Petri net $N = (P, T, F)$ \widetilde{DC} if

$$\forall p, p' \in P: p^\bullet \cap p'^\bullet \neq \emptyset \Rightarrow (p^\bullet \subseteq p'^\bullet) \vee (\bullet p' \subseteq \bullet p) \quad (10)$$

As it was noted in [33], (10) excludes Petri’s asymmetric confusion (Figure 21), and it was in fact designed to do so. This indicates that (10) has some intuitive appeal, but not much seems to have resulted in terms of any closer investigation of \widetilde{DC} nets. Besides, (10) is neither dual nor reverse dual to the AC or DC conditions, so that we feel justified in proposing a more fitting change of names.

Like AC and DC, the \widetilde{DC} property (10) generalises the FC property, but unlike DC, it does not come close to characterising the pattern in Figure 1 whose absence is a relevant ingredient of our main result. For the sake of completeness, we give an example of a non-free-choice net which satisfies all of the other three properties. This example indicates that it could be interesting, in future work, to investigate the class of Petri nets which simultaneously satisfy AC, DC, and \widetilde{DC} , and are thus confusion-free in the sense of Petri, without necessarily already being free-choice.

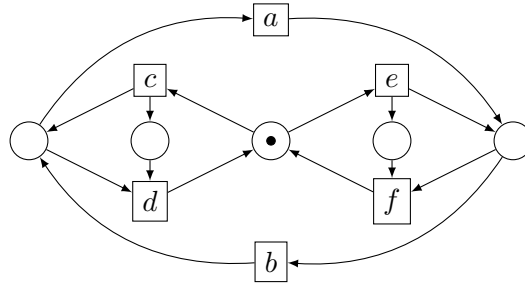


Figure 22. A net, taken from [33], which is AC, DC, and \widetilde{DC} , but not FC. In [33], it is argued informally that no FC net can simulate it in any strong sense. The argument is that after firing c , a is enabled in conflict with d , whereas after firing eb , a is the only enabled transition, which is very much unlike the behaviour of an FC net.

¹²To appreciate this, compare Figure 8 of [35] with Figure 1.