

SPELLING BEE EMBEDDINGS FOR LANGUAGE MODELING

A PREPRINT

Markus N. Rabe
Sutter Hill Ventures

Judith Clymo
University of California, Santa Cruz

Zheren Dong
Independent Researcher

January 27, 2026

ABSTRACT

We introduce a simple modification to the embedding layer. The key change is to infuse token embeddings with information about their spelling. Models trained with these embeddings improve not only on spelling tasks, but also across standard benchmarks. We conduct scaling studies for models with 40M to 800M parameters, which suggest the improvements are equivalent to needing about 8% less compute and data to achieve the same test loss. The improvements also translate to gains on a wide set of benchmarks.

1 Introduction

The question to “count the number of Rs in strawberry” is a popular example that demonstrates the unintuitive failure modes of language models. It is a seemingly trivial question that tripped up even the largest language models, which insisted that strawberry contains just two Rs. The failure is widely attributed to tokenization, i.e., the process of grouping characters in a text into tokens before applying a language model.

To develop an intuition about tokenization challenges, let’s consider how GPT-4 tokenizes variants of the word strawberry:

strawberry	str	aw	berry	STRAWBERRY	ST	RAW	B	ERRY	
␣strawberry	strawberry			'STRAWBERRY	'S	TR	AW	B	ERRY
Strawberry	Str	aw	berry	'strawberry		's	tr	aw	berry
␣Strawberry	Strawberry			.Strawberry		.	Str	aw	berry
(strawberry	(str	aw	berry	.strawberry		.	str	aw	berry
(Strawberry	(Str	aw	berry	[strawberry		[str	aw	berry
,strawberry	,str	aw	berry	-strawberry		-	str	aw	berry
=strawberry	=str	aw	berry	_strawberry		_	str	aw	berry

We observe that tokenization depends heavily on leading spaces, surrounding special characters, and capitalization. In total, 22 distinct tokens are involved in the variants above. And these examples above do not even consider plural forms,

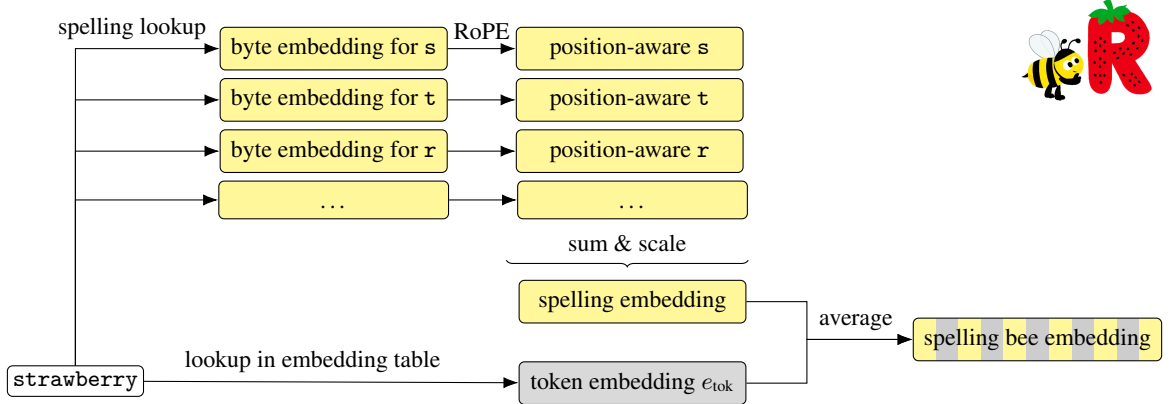


Figure 1: Spelling bee embeddings augment a standard token embedding e_{tok} with a normalized sum of byte-level embeddings for the first 16 bytes of the token. Byte embeddings are position-encoded with RoPE using character positions inside the token.

misspellings, and splitting the word due to line breaks etc. Any language model must learn to associate all these token sequences with the same underlying word and spelling.

This is not an isolated case. The word "apple" occurs 11 times in GPT4’s vocabulary: ‘Apple’, ‘apple’, ‘ apple’, ‘Apple’, ‘.apple’, ‘ apples’, ‘ AppleWebKit’, ‘/apple’, ‘ pineapple’, ‘APPLE’, ‘ APPLE’. These variants need to have different tokenizations, such that the model can distinguish them, but it also means that models need to learn the word’s spelling many times over.

Languages with heavier use of inflections suffer even more from tokenization artifacts. Consider the variants of the German word “hoch” (=high): hoch, hohe, hohem, hohen, hoher, hohes, höher, höhere, höherem, höheren, höherer, höheres, höchst, höchste, höchstem, höchsten, höchster, and höchstes. Their tokenizations make use of 19 distinct tokens—and this does not even account for capitalization, leading spaces or special characters, or compound words.

While language models *can* learn about the spelling of tokens with enough data, we argue that *this makes the learning process less efficient*. Indeed, even models with hundreds of billions of parameters trained on trillions of tokens struggle to reliably count the number of Rs in strawberry. While many models have improved on the canonical ‘strawberry’ prompt over time, even small variants trip up recent models. We present some examples in Appendix A.

In this paper, we propose **spelling bee embeddings**, a simple architectural change that helps language models with the spelling of tokens. Spelling bee embeddings introduce a negligible amount of additional parameters and essentially no computational overhead. Compared to a well-tuned baseline, spelling bee embeddings consistently improve the performance of models from 40m parameters to 800m parameters. We also confirm that models trained with spelling bee embeddings can determine the number of Rs in strawberry.

Like regular token embeddings, spelling bee embeddings have 1 embedding per token, but we also introduce 256 new embeddings, one for each possible value of a byte. The output of spelling bee embeddings is the addition of the token embedding and the embeddings of the first 16 bytes of the token. We further improve this "bag of characters" representation by applying rotary position embeddings to the characters, using their position in the token instead of the sequence position.

2 Related Work

Shin and Kaneko [2024] compare the performance of language models to humans on spelling challenges, and find that language models indeed struggle on these tasks compared to humans. Fu et al. [2024] present detailed statistics on spelling challenges in LLMs and suggest that spelling challenges are not related to the frequency of words in the training data.

There have been many attempts to make models aware of character-level structure, e.g. by removing the need for tokenization from language modeling. Most notably are language models that operate on the level of bytes. Character-level Transformers (without tokenization) can match or exceed token-based models given the same data. However, this comes at a dramatically increased computational cost, as the sequence length increases significantly for the same number of text characters.

Some efforts have been made to learn token-like groupings inside the model and thereby keep the computation cost at bay. Notable examples are Charformer [Tay et al., 2021] and MegaByte [Yu et al., 2023]. However, these methods didn’t control for sequence length and compute cost.

Nawrot et al. [2023] and Pagnoni et al. [2024] proposed variants of transformers that learn to segment the text in an end-to-end fashion. While their work is beautiful and may eventually obsolete tokenization (and spelling bee embeddings) altogether, they are also more risky to adopt for existing large training runs due to their complexity.

In contrast, spelling bee embeddings keep the changes to the architecture very local to the embedding layer, which makes them compatible with language models that don’t follow the Transformer architecture and greatly simplify their adoption. Spelling bee embeddings also work well with existing tokenizers, so that existing handling of special tokens etc does not have to change. This also enables a clean apples-to-apples comparison, as the compute cost and sequence length are unaffected.

3 Spelling Bee Embeddings

The core idea behind *spelling bee embeddings* is to make model embeddings aware of the spelling of tokens, without sacrificing the computational advantages of subword tokenization. Instead of relying on the model to infer character-level information implicitly, we augment the token embeddings with a compact representation of the token’s spelling.

Formally, for each token ID t in the vocabulary, we introduce:

- A learned token embedding $e_{\text{tok}}(t) \in \mathbb{R}^d$, as in standard models;
- A sequence of at most 16 bytes $\{b_1, b_2, \dots, b_{16}\}$ obtained from its UTF-8 encoding. If the token’s UTF8 encoding is shorter than 16 bytes, we pad with the null byte; if longer, we truncate.

Each byte $b_i \in \{0, \dots, 255\}$ is embedded through a learned lookup table of size $256 \times d$, producing byte embeddings $\{e_{b_1}, \dots, e_{b_{16}}\}$. To distinguish the contribution of each character within the token, we apply rotary positional embeddings [Su et al., 2024] to the byte embeddings, using the position of each byte inside the token:

$$\tilde{e}_{b_i} = \text{RoPE}(e_{b_i}, i).$$

We then compute the combined character embedding for the token:

$$e_{\text{chars}}(t) = \frac{1}{\alpha} \sum_{i=1}^{16} \tilde{e}_{b_i},$$

where α is a constant chosen such that $\mathbb{E}[\|e_{\text{chars}}(t)\|^2] \approx \mathbb{E}[\|e_{\text{tok}}(t)\|^2]$.

Finally, the full embedding for token t , called the *spelling bee embedding* e_{bee} , is simply the mean of $e_{\text{tok}}(t)$ and $e_{\text{chars}}(t)$.

This construction is illustrated in Figure 1. Importantly, it preserves the original model architecture: all downstream components operate on the same embedding dimension, and the computational and memory overhead is negligible.

4 Experimental Setup

The primary goal of this paper is to evaluate the impact of spelling bee embeddings on the quality of the models.

One of the main challenges with architecture studies is that is that gains often diminish with scale. To mitigate this risk with acceptable compute cost, we conduct **scaling studies** where we train models from 44m to 816m parameters. We establish that the benefit of spelling bee embeddings remains stable as we scale up the models, suggesting that significantly larger models might still benefit from spelling bee embeddings.

Another big challenge in architecture research is that changing the FLOPs requirements means that we need to train models on different amounts of data—which in particular means we train them on different data. Spelling bee embeddings introduce negligible additional FLOPs, which simplifies doing a strawberries-to-strawberries comparison. For each model size, we train baseline models and spelling bee models on the exact same data in the same order.

All our experiments train models from random initialization, i.e. we do pretraining. The code for the final experiments can be found on GitHub: <https://github.com/MarkusRabe/littletrainingloop>.

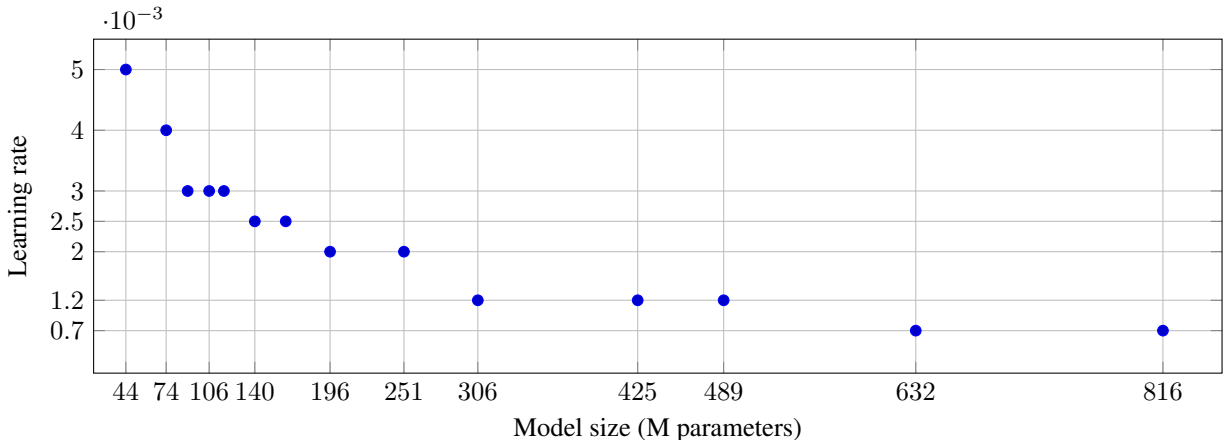


Figure 2: Optimal learning rate as function of model size. Model sizes indicate the configurations listed in the Chinchilla paper [Hoffmann et al., 2022]. Actual parameter counts deviate due to changes in vocabulary size and the use of GQA.

Datasets. We use the SlimPajama training set [Soboleva et al., 2023]. We pack documents by concatenating text until reaching the sequence length. Overhanging tokens are carried over to the next batch like in the data pipeline of Memorizing Transformers Wu et al. [2022].

For our evaluations, we rely on the `lm-evaluation-harness` [Gao et al., 2024].

Architecture. Spelling bee embeddings are compatible with a wide range of language model architectures, since they only change the input embeddings. In this work, however, we focus on the Transformer architecture [Vaswani et al., 2017]. As a baseline, we use a Transformer with the SwiGLU activation function [Shazeer, 2020], rotary position embeddings [Su et al., 2024], pre-layer-norm [Baeovski and Auli, 2018, Xiong et al., 2020], and grouped query attention [Ainslie et al., 2023]. We remove all biases from the linear layers and the layer norms.

Notes on efficiency. We use mixed precision training and validated that the results match the FP32 training runs. This includes the use of the AdamW optimizer from the `optimi` package that keeps the memory requirements low. We use FlashAttention Dao et al. [2022]/memory-efficient attention Rabe and Staats [2021] to keep the memory requirements of attention subquadratic, and we use activation checkpointing to further reduce memory requirements. For small models, most of the memory is used up by the logit computation. We split up the logit computation into sections of 4096 along the sequence dimension and use activation checkpointing to reduce the memory footprint. This allows us to run models beyond 1B parameters with the full batch size on a single H100.

Hyperparameters. For our scaling studies we use the family of models of different sizes used also in the Chinchilla paper [Hoffmann et al., 2022]. For the model with "816m" parameters the hyperparameters are as follows:

num_layers	25
num_heads	12
head_dim	128
embedding_dim	1536

We differ from the Chinchilla setting in that we use a larger vocabulary (`cl100k_base`, used also by GPT4) with 100k tokens, and grouped query attention [Ainslie et al., 2023]. This changes the number of parameters of the model slightly, but we keep the same model names, like 816m, even though it now has 764m non-embedding parameters.

We use a batch size of 192 and sequence length 512 for our experiments, unless stated otherwise.

For RoPE we use the defaults from `torchtext`, which sets base to 10,000. When applied to characters, the sequence length is effectively very short, so that only the first 64 to 128 dimensions of the character embeddings are affected.

Chinchilla optimal training. This paper studies the tradeoff between training FLOPs and model quality. So we adopt the 20:1 ratio of tokens to parameters found to be optimal by Hoffmann et al. [2022]. We validated on the base model, that this ratio is roughly optimal for our model and the Slimpajama dataset.

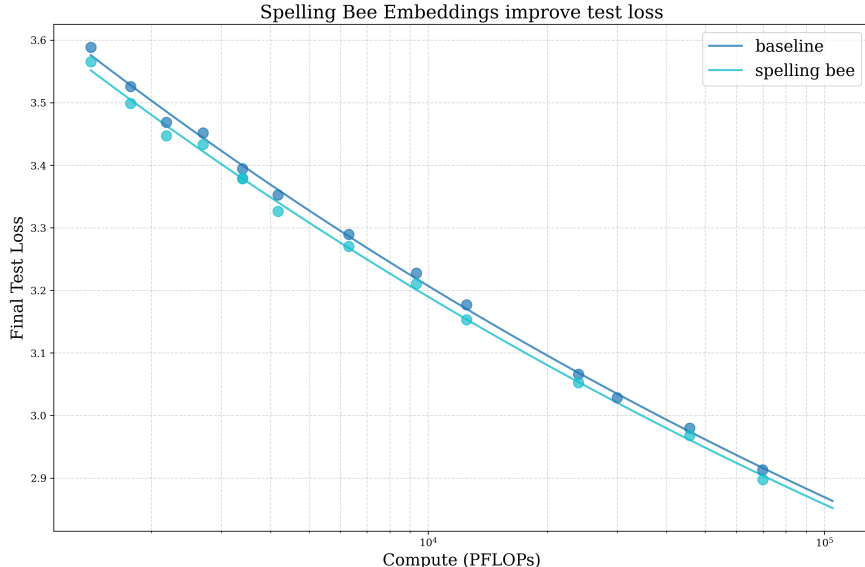


Figure 3: Scaling study using the test loss. We trained a series of models with growing parameter counts, with and without spelling bee embeddings. Each dot represents a different training run according to the methodology described in Section 4. The lines are fitted to the data points with a shifted power law.

Today, it is customary to train models far beyond the Chinchilla-optimal point. This makes sense when the inference cost dominates the training cost of the model. However, the Chinchilla-optimal training ratio is still relevant when producing models for distillation.

Optimizer. We use the AdamW optimizer with $\epsilon = 10^{-7}$, $\beta_1 = 0.9$, $\beta_2 = 0.995$, and weight decay 0.1.

We adjust the learning rate according to the size of the model, as depicted in Fig. 2. These were determined by training a model for each model size with 3 to 5 different learning rates and choosing the learning rate that achieved the best loss on the validation set. We then used the same learning rates for the models with spelling bee embeddings.

Learning rate schedule. We use a linear warmup phase of 500 steps for all our experiments. We have carefully compared shorter and longer warmup phases across different model sizes and found that 500 warmup steps work well across the model sizes considered in this work.

After the warmup phase, we use linear decay from the maximum learning rate to 10% of the maximum learning rate.

Initialization. We experimented with the base models to find the best initialization and then used the same initialization for all our experiments. All weights are initialized with a zero-centered normal distribution with different variances. Table 1 lists the variances for the different kinds of weights in the model. An important insight was the need for the scaling factor for the SwiGLU up projections discussed by Yang and Wang [2024].

Weight type	Variance at initialization	
Token embeddings	$1/\sqrt{\text{embedding_dim}}$	
Character embeddings	$1/\sqrt{\text{embedding_dim}}$	
SwiGLU up projections	$1/\sqrt{\text{fan_in}} * 1.679$	Yang and Wang [2024]
Layer norm weights	1.0	
All other weights	$1/\sqrt{\text{fan_in}}$	

Table 1: Initialization parameters used for our experiments.

	Benchmark/Metric	n-shot	Transformer	+Spelling Bee Embeddings
	Total parameters		918m	918m
	Non-emb. parameters		764m	764m
Test Loss	SlimPajama		2.912	2.897
English	AGIEval	0	0.2585	0.2590
	ARC (easy)	5	0.5173	0.5387
	ARC (challenge)	5	0.2670	0.2764
	BBH	3	0.0180	0.0237
	DROP (f1)	0	0.0382	0.0490
	HellaSwag	0	0.4204	0.4247
	MMLU	0	0.2331	0.2302
	NaturalQuestions (open)	0	0.0166	0.0169
	OpenBookQA	0	0.2960	0.3100
	PIQA	0	0.6773	0.6839
	SciQ	0	0.6760	0.7160
	TriviaQA	0	0.0238	0.0160
	WinoGrande	0	0.5295	0.5375
Math	GSM8k	5	0.0144	0.0121
	MBPP	3	0.0000	0.0020
	MATH	0	0.0008	0.0012
Code	HumanEval	0	0.0061	0.0122
Non-English	C-Eval	0	0.2303	0.2571
	KMMLU	0	0.1305	0.2983

Table 2: Results on the lm-evaluation-harness with the "816m" configuration from the Chinchilla paper. Note the mismatch between the "816m" name (referring to the Chinchilla configuration table) and the actual number of parameters. This is due to the adoption of a larger vocabulary and the use of GQA. For multiple-choice benchmarks we use the length-normalized accuracy score ("acc_norm") as computed by the lm-eval package.

Counting FLOPs. To discuss compute-normalized results, we need a reliable way to measure FLOPs. In line with other scaling studies, we estimate FLOPs to be $6pn$, where p is the non-embedding parameters¹ and n is the number of tokens processed. This calculation ignores all normalization steps, residual addition operations, the cost of attention, and the final loss computation. Of these the attention FLOPs are the largest contributor. However, for the short sequence lengths (512) that we consider in this work, their contribution is still negligible: For the 44m model, the matmuls (sans attention, but including the final projection) require around $4.5e+11$ FLOPs for the forward+backward pass of a single sequence. In contrast, the attention operation requires around $1.3e+10$ FLOPs, i.e. about 3%. For larger models the relative contribution of attention only drops further.

5 Results

Spelling bee embeddings can help with spelling problems (Section 5.1), but our primary interest is their impact on established benchmarks. We use two main ways to compare models: the loss on the SlimPajama test set and the scores determined by the lm-evaluation-harness [Gao et al., 2024].

In Fig. 3 we observe that spelling bee embeddings improve the test loss over the baseline. As more compute typically improves models, the core argument is one of **compute efficiency**: comparing the fitted scaling laws along the horizontal lines suggests that spelling bee embeddings are comparable to spending about 8% more FLOPs.

We also observe that the advantage is relatively constant across two orders of magnitude of compute. This is encouraging for the potential of spelling bee embeddings to help improve much **larger models** as well.

In Table 2 we compare models that we trained with and without spelling bee embeddings on the commonly used lm-evaluation-harness [Gao et al., 2024]. Most benchmarks improve with the addition of spelling bee embeddings.

¹This includes the final projection of the transformer, but not the initial embedding table

Task	n-shot	Baseline	+Spelling Bee	Δ
Count	3	12.6%	27.4%	+14.8%
Index	3	10.3%	16.2%	+5.9%
Reverse	3	0.0%	0.0%	+0.0%

Table 3: Results on the spelling benchmark for the 816m model.

5.1 Counting Rs

As there is no established benchmark for spelling problems, we vibe checked the largest models with and without spelling bee embeddings on the famous strawberry question. When prompted with “The number of times the letter R occurs in strawberry is ”, the baseline model answered with “2”, while the model enhanced with spelling bee embeddings answered “3”.

5.2 Spelling Benchmark

To systematically evaluate the impact of spelling bee embeddings on character-level tasks, we introduce a benchmark consisting of three task types that probe different aspects of spelling knowledge:

- **Count:** Given a word and a letter, count the occurrences of that letter.
Format: The number of times the letter A occurs in banana is \rightarrow 3
- **Index:** Given a word and a position, identify the letter at that position.
Format: Q: What is the third letter of the word 'banana'? A: \rightarrow n
- **Reverse:** Given a word, produce its reversed spelling.
Format: cat reversed is \rightarrow tac

Dataset construction. We sample words from common English words² and a comprehensive word list, filtering to words of 4–10 characters. For each task, we provide three few-shot examples in the prompt. We evaluate on 5,000 samples: 2,450 count, 2,450 index, and 100 reverse tasks. Palindromes are excluded from the reverse task to prevent trivial solutions.

Evaluation. We use the `lm-evaluation-harness` [Gao et al., 2024] with greedy generation, stopping at the first newline. We report exact-match accuracy (case-insensitive) for the 816m model.

Results. Table 3 presents the results. The count task shows the largest improvement (+14.8%), likely because counting requires aggregating information across all character positions—precisely what the sum of position-encoded byte embeddings provides. The index task also improves substantially (+5.9%), demonstrating that the model can leverage character position information encoded via RoPE in the spelling bee embeddings.

The reverse task. Interestingly, both models achieve 0% accuracy on the reverse task. Manual inspection reveals that models consistently output the *forward* spelling (e.g., wheat instead of tæhw). This suggests that while spelling bee embeddings improve character recognition and counting, they do not enable sequential character manipulation.

The reversal operation requires algorithmic reasoning that goes beyond having access to character-level representations. We include the reverse task with reduced sample size (100 samples) to document this limitation.

5.3 Data Saturation

In practice, models are often trained on far more data than the Chinchilla-optimal ratio of data and parameters would suggest. To study whether the effects disappear after training models on more data, we trained models with the 106m configurations on $10\times$ more data than the Chinchilla paper suggests, with and without spelling bee embeddings. The experiments summarized in Table 4 suggest that the advantage of spelling bee embeddings does not diminish with more data.

	Baseline	+Spelling bee	difference	compute adv.
1× Chinchilla	3.392	3.367	0.025	9.8%
10× Chinchilla	3.172	3.151	0.021	12.5%

Table 4: Test loss of models with the 106m configuration. In contrast to other experiments these models were trained with a sequence length of 1024. We define the *compute advantage* to be the relative FLOPs savings of the spelling bee variant to reach the same quality as the baseline.

Metric	Transformer	+Spelling Bee	Bias-only	No rotary	No tok. emb.	Shuffled	First char
Test Loss	2.912	2.897	2.912	2.899	2.915	2.901	2.907

Table 5: Results of the ablation studies for which we used the "816m" configuration from the Chinchilla paper.

5.4 Ablations

To justify the design choices of spelling bee embeddings, we ran ablation studies that remove some of the components and show that this diminishes the gains we observed. Table 5 presents the numerical results.

Bias-only. In this ablation we do not add spelling bee embeddings to the token embeddings, but instead add a single learned embedding to the token embedding. This single learned embedding is shared between all token embeddings and acts as a *bias* that could help rare tokens, which do not see many parameter updates otherwise. In the ablation experiments with the "425m" and "816m" models, the bias-only option did not improve the test loss. However, for smaller models we observed some gains.

No rotary. To study the impact of rotational embeddings for the characters within the word, we remove the rotary embeddings. The resulting model effectively presents the spelling of tokens as a "bag of characters". The model appears to suffer only very little from this change, suggesting that the order of characters is not a major factor. Although the difference is very small, it was consistent across many model sizes, so we believe it is beneficial to keep it, given the low compute overhead of rotary embeddings.

No token embedding. Next, we investigate whether the embedding of the spelling itself is sufficient. So instead of averaging spelling embedding and token embedding (see Fig. 1), we only take the spelling embedding. With a test loss of 2.915 vs 2.912 this seems to be ever so slightly slightly worse than even the baseline. Given that this option reduces the number of parameters from 918m to 764m, this is a surprising result. It also suggests that the token embeddings are not providing a lot of learning capacity.

Shuffled spelling table. One way to understand the impact of spelling is to shuffle the spelling table, so that the spelling embeddings contain the spelling of a randomly chosen token. We observe that this negatively impacts the test loss, but, surprisingly, it still improves over the baseline.

First character only. Instead of giving the full spelling, we only provide the first character in this experiment. As expected, this reduces the benefit of spelling bee embeddings, but it still improves over the baseline.

6 Limitations

The vast majority of architecture changes have ultimately not been adopted in modern large language models. The most common failure mode of architecture research is that the baseline has not been tuned sufficiently. We took great care in avoiding this effect by running over 1500 training runs to tune the hyperparameters, especially the learning rate, across multiple sizes of the baseline. Further, we reproduced well-established papers, like the benefit of the SwiGLU activation function [Shazeer, 2020], to validate that our code produces observations consistent with the literature.

Our scaling studies go up to about 800m parameters. However, the benefits may disappear at even larger scale.

²<https://github.com/first20hours/google-10000-english>

The size of the vocabulary may affect the results. We would expect that with much smaller vocabularies, e.g. for character-level vocabularies, the effects of spelling bee embeddings should disappear.

Given the right data, any modern language model architecture can learn the spelling of tokens. It is possible that the effect we observe in this paper disappears for models that are trained on many more tokens, or with different datasets. However, the fact that today’s strongest language models are struggling with spelling problems today suggests that this is not the case.

Retrofitting spelling bee embeddings on models pretrained with regular embeddings might be possible, but hasn’t been explored in this work. This means that, at least for now, using spelling bee embeddings will need pretraining to be adopted.

Currently, the community has standardized around the Byte Pair Encoding (BPE) [Gage, 1994, Sennrich et al., 2016] algorithm, but more optimal tokenization might alleviate the need for spelling-aware embeddings.

7 Conclusion

Infusing token embeddings with character-level structure leads to consistent improvements across model sizes and standard benchmarks; even though most of them are not obviously related to spelling challenges. Besides improving existing language models, this opens the door to further improvements in tokenization algorithms and prompts us to revisit the established choices such as vocabulary size.

Acknowledgments This work was enabled by the generous support of Sutter Hill Ventures. This direction was inspired in part by DeLesley Hutchins’ work at Google, who pioneered tokenization-free models. We also thank Cyris Kissane for an elegant explanation for preliminary results regarding the “bias-only” ablation study.

References

- Andrew Shin and Kunitake Kaneko. Large language models lack understanding of character composition of words. *arXiv preprint arXiv:2405.11357*, 2024.
- Tairan Fu, Raquel Ferrando, Javier Conde, Carlos Arriaga, and Pedro Reviriego. Why do large language models (llms) struggle to count letters? *arXiv preprint arXiv:2412.18626*, 2024.
- Yi Tay, Vinh Q Tran, Sebastian Ruder, Jai Gupta, Hyung Won Chung, Dara Bahri, Zhen Qin, Simon Baumgartner, Cong Yu, and Donald Metzler. Charformer: Fast character transformers via gradient-based subword tokenization. *arXiv preprint arXiv:2106.12672*, 2021.
- Lili Yu, Dániel Simig, Colin Flaherty, Armen Aghajanyan, Luke Zettlemoyer, and Mike Lewis. Megabyte: Predicting million-byte sequences with multiscale transformers. *Advances in Neural Information Processing Systems*, 36: 78808–78823, 2023.
- Piotr Nawrot, Jan Chorowski, Adrian Lancucki, and Edoardo Maria Ponti. Efficient transformers with dynamic token pooling. In *Proceedings of the 61st Annual Meeting of the Association for Computational Linguistics (Volume 1: Long Papers)*, pages 6403–6417, 2023.
- Artidoro Pagnoni, Ram Pasunuru, Pedro Rodriguez, John Nguyen, Benjamin Muller, Margaret Li, Chunting Zhou, Lili Yu, Jason Weston, Luke Zettlemoyer, Gargi Ghosh, Mike Lewis, Ari Holtzman, and Srinivasan Iyer. Byte latent transformer: Patches scale better than tokens, 2024. URL <https://arxiv.org/abs/2412.09871>.
- Jianlin Su, Murtadha Ahmed, Yu Lu, Shengfeng Pan, Wen Bo, and Yunfeng Liu. Roformer: Enhanced transformer with rotary position embedding. *Neurocomputing*, 568:127063, 2024.
- Daria Soboleva, Faisal Al-Khateeb, Robert Myers, Jacob R Steeves, Joel Hestness, and Nolan Dey. SlimPajama: A 627B token cleaned and deduplicated version of RedPajama. <https://cerebras.ai/blog/slimpajama-a-627b-token-cleaned-and-deduplicated-version-of-redpajama>, 2023. URL <https://huggingface.co/datasets/cerebras/SlimPajama-627B>.
- Yuhuai Wu, Markus N Rabe, DeLesley Hutchins, and Christian Szegedy. Memorizing transformers. *arXiv preprint arXiv:2203.08913*, 2022.
- Leo Gao, Jonathan Tow, Baber Abbasi, Stella Biderman, Sid Black, Anthony DiPofi, Charles Foster, Laurence Golding, Jeffrey Hsu, Alain Le Noac’h, Haonan Li, Kyle McDonell, Niklas Muennighoff, Chris Ociepa, Jason Phang, Laria Reynolds, Hailey Schoelkopf, Aviya Skowron, Lintang Sutawika, Eric Tang, Anish Thite, Ben Wang, Kevin Wang, and Andy Zou. The language model evaluation harness, 07 2024. URL <https://zenodo.org/records/12608602>.

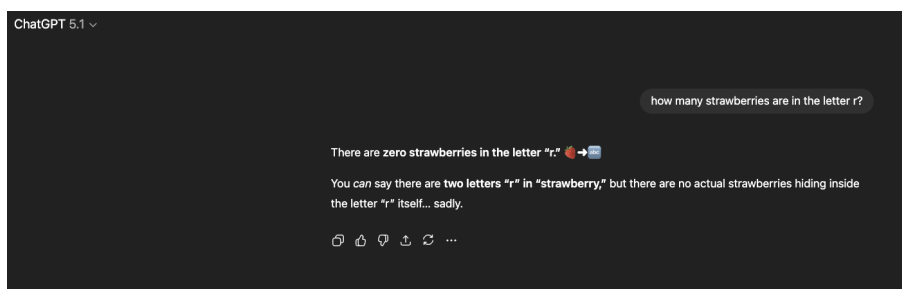
- Ashish Vaswani, Noam Shazeer, Niki Parmar, Jakob Uszkoreit, Llion Jones, Aidan N Gomez, Łukasz Kaiser, and Illia Polosukhin. Attention is all you need. *Advances in neural information processing systems*, 30, 2017.
- Noam Shazeer. Glu variants improve transformer. *arXiv preprint arXiv:2002.05202*, 2020.
- Alexei Baevski and Michael Auli. Adaptive input representations for neural language modeling. *arXiv preprint arXiv:1809.10853*, 2018.
- Ruibin Xiong, Yunchang Yang, Di He, Kai Zheng, Shuxin Zheng, Chen Xing, Huishuai Zhang, Yanyan Lan, Liwei Wang, and Tieyan Liu. On layer normalization in the transformer architecture. In *International conference on machine learning*, pages 10524–10533. PMLR, 2020.
- Joshua Ainslie, James Lee-Thorp, Michiel De Jong, Yury Zemlyanskiy, Federico Lebrón, and Sumit Sanghai. Gqa: Training generalized multi-query transformer models from multi-head checkpoints. *arXiv preprint arXiv:2305.13245*, 2023.
- Tri Dao, Dan Fu, Stefano Ermon, Atri Rudra, and Christopher Ré. Flashattention: Fast and memory-efficient exact attention with io-awareness. *Advances in neural information processing systems*, 35:16344–16359, 2022.
- Markus N Rabe and Charles Staats. Self-attention does not need $O(n^2)$ memory. *arXiv preprint arXiv:2112.05682*, 2021.
- Jordan Hoffmann, Sebastian Borgeaud, Arthur Mensch, Elena Buchatskaya, Trevor Cai, Eliza Rutherford, Diego de Las Casas, Lisa Anne Hendricks, Johannes Welbl, Aidan Clark, et al. Training compute-optimal large language models. *arXiv preprint arXiv:2203.15556*, 2022.
- Xingyi Yang and Xinchao Wang. Kolmogorov-arnold transformer. *arXiv preprint arXiv:2409.10594*, 2024.
- Philip Gage. A new algorithm for data compression. *The C Users Journal*, 12(2):23–38, 1994.
- Rico Sennrich, Barry Haddow, and Alexandra Birch. Neural machine translation of rare words with subword units. In *Proceedings of the 54th annual meeting of the association for computational linguistics (volume 1: long papers)*, pages 1715–1725, 2016.

Appendix

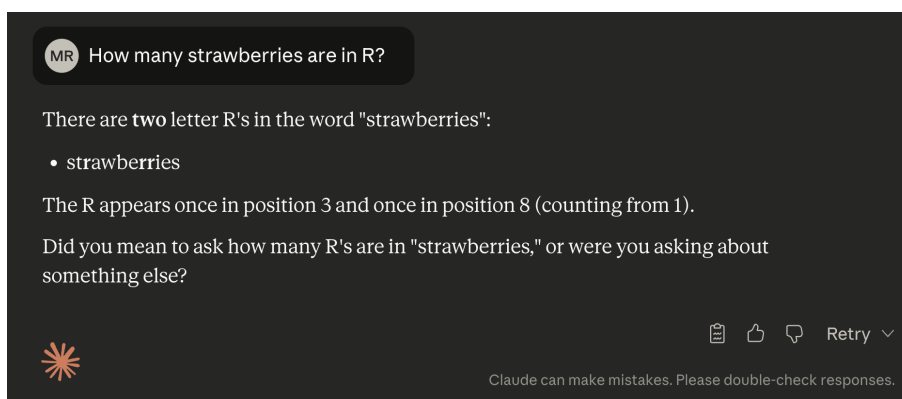
A Spelling still is a challenge: Examples

Two years after the issue of counting the Rs in strawberry has been discussed first, the most advanced language models do answer the question correctly when asked directly. However, even slight variations still can trip up these models. The following screenshots were taken on Nov 16, 2025. These examples were not hard to find and are just a selection of a few attempts made to trip up the models.

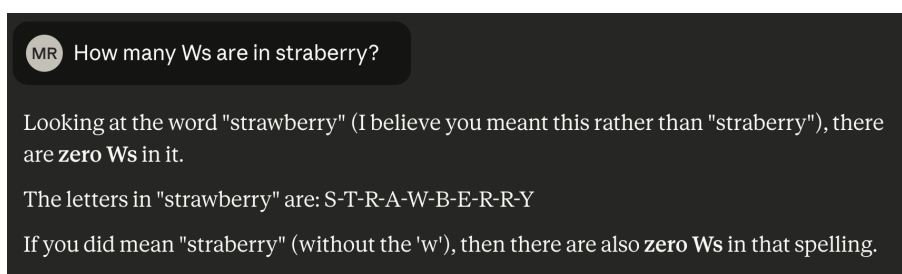
With ChatGPT 5:



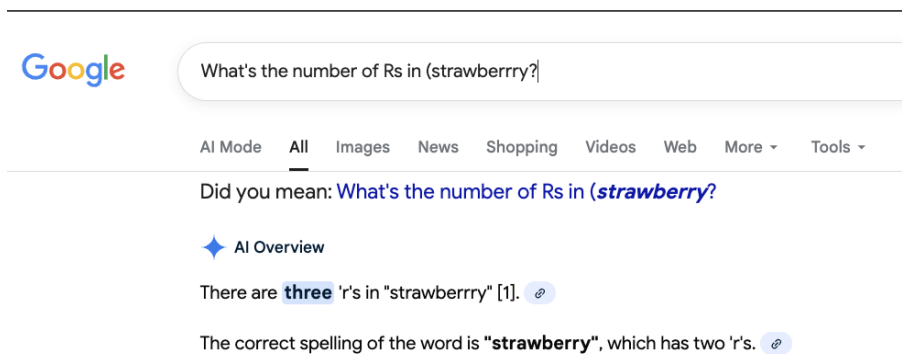
Same with Claude 4.5:



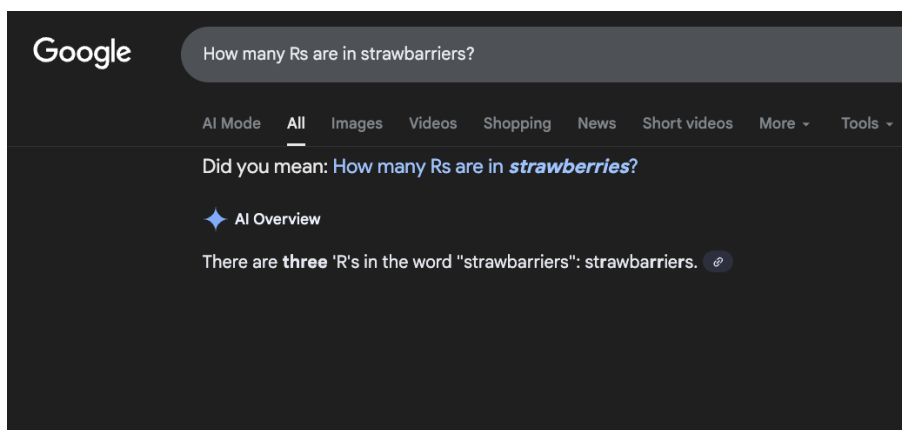
Variant with Claude 4.5



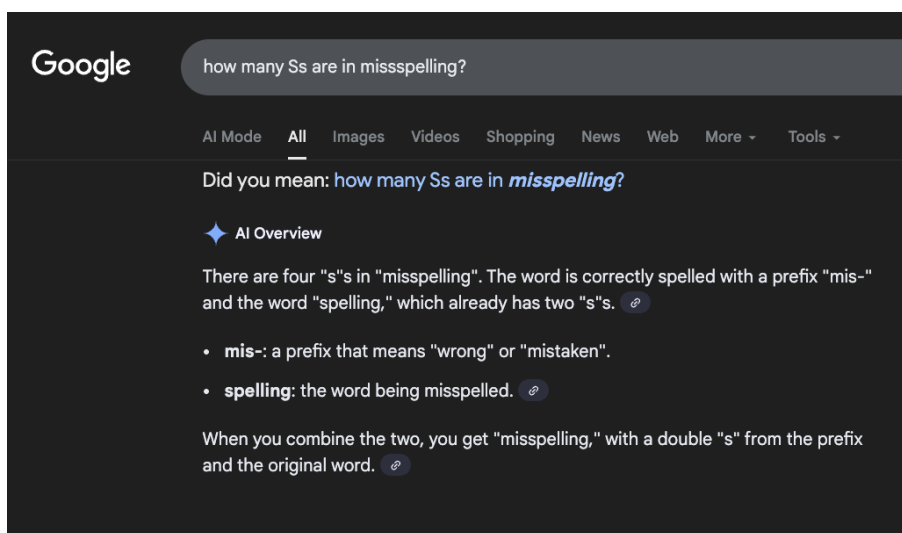
Misspelling 'strawberry' with an extra R and adding a parenthesis as a confusion is enough to trip up Gemini.



Counting Rs in a made-up word:

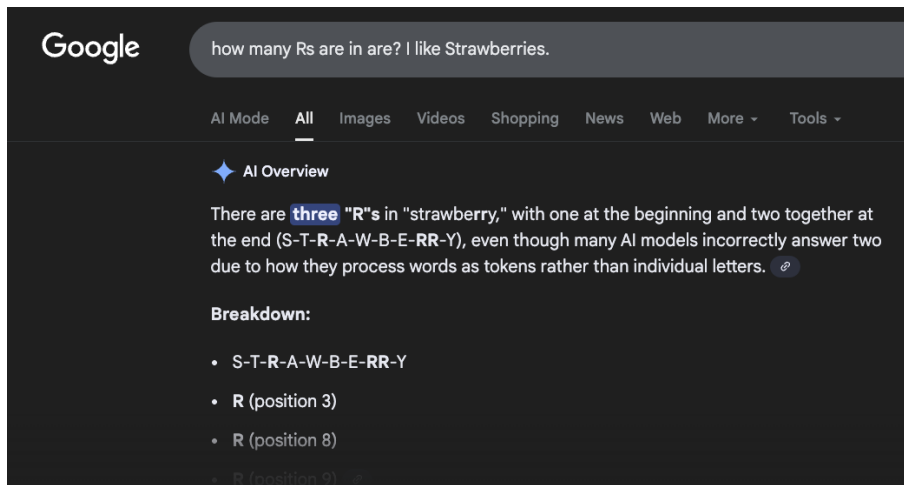
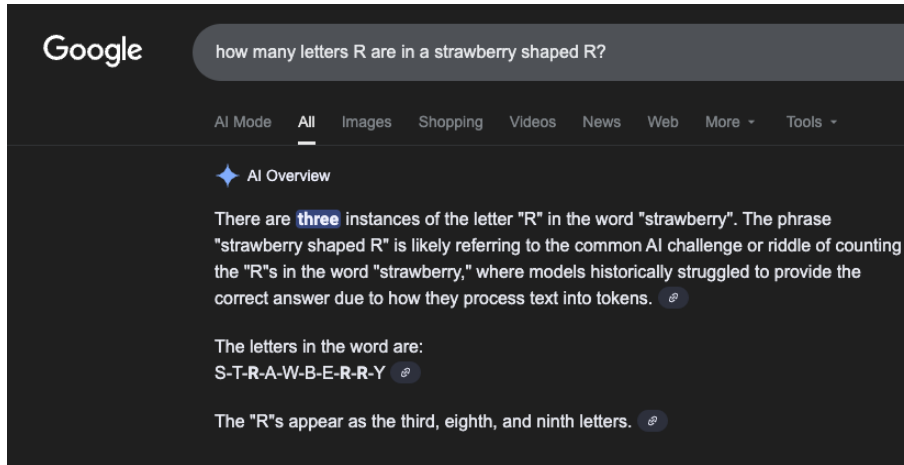


Misspelled words are hard:



B Are models explicitly trained on the strawberry question?

Evidence that the question of counting Rs in strawberry has been explicitly trained into recent models. Screenshots taken on Jan 7, 2026:



C Reproduced Studies

As a sanity check, we studied the results by Shazeer [2020] and were able to reproduce them. Here are scaling plots for the comparison of different activation functions:

