

Laser interferometry as a robust neuromorphic platform for machine learning

Amanuel Anteneh*

440 West Farmington Road, Virginia Beach, VA 23454, USA

Kyungeun Kim

Department of Mathematics, The University of British Columbia, Vancouver, BC Canada

J. M. Schwarz

Department of Physics, Syracuse University, Syracuse, NY, USA

Israel Klich

Department of Physics, University of Virginia, 382 McCormick Rd, Charlottesville, VA 22903, USA and
Max Planck Institute for the Physics of Complex Systems, 01187 Dresden, Germany

Olivier Pfister†

Department of Physics, University of Virginia, 382 McCormick Rd, Charlottesville, VA 22903, USA and
Charles L. Brown Department of Electrical and Computer Engineering,
University of Virginia, 351 McCormick Road, Charlottesville, VA 22903, USA

(Dated: January 27, 2026)

We present a method for implementing an optical neural network using only linear optical resources, namely field displacement and interferometry applied to coherent states of light. The nonlinearity required for learning in a neural network is realized via an encoding of the input into phase shifts allowing for far more straightforward experimental implementation compared to previous proposals for, and demonstrations of, *in situ* inference. Beyond *in situ* inference, the method enables *in situ* training by utilizing established techniques like parameter shift rules or physical backpropagation to extract gradients directly from measurements of the linear optical circuit. We also investigate the effect of photon losses and find the model to be very resilient to these.

I. INTRODUCTION

Modern deep learning models have reached unprecedented sizes with recent large language models having billions of trainable parameters and taking months of time for pretraining on clusters of multiple graphics processing units (GPUs) [1–3]. The training and inference phases for these models require increasingly large amounts of energy due to the energy-efficiency limitations imposed by the modern silicon-based digital computers on which they are implemented, a phenomenon referred to as the ‘von Neumann bottleneck’. This bottleneck is a consequence of the separation of computing and memory into distinct units in the current von-Neuman computer architecture which necessitates costly data transfer between these units during computation [4, 5]. This challenge has motivated the development of neuromorphic computing, a field that seeks to construct hardware architectures inspired by the remarkable energy efficiency of the human brain [4, 5]. Consequently, the intersection of machine learning (ML) and neuromorphic computing has led to advances in the development of physical neural networks (PNNs) [6]. These neural networks seek to harness the capabilities of various analog systems to improve both

the speed and resource efficiency with which these models can be trained and deployed for inference.

A promising area being explored for neuromorphic computing, and thus for the implementation of PNNs, is the field of photonics [5, 6]. Neuromorphic computing implementations based on photonics have several advantages such as higher energy efficiency, throughput, speed and parallelization capability [5]. However, a limitation of current approaches based on photonics is scalability and difficulty of implementing low power optical nonlinearities [5]. On the scalability front quantum photonics, particularly with continuous variable (CV) cluster states, can provide a remedy as much work has been done on scaling these systems to large sizes for measurement-based quantum computing schemes [7–10]. The original proposal for a CV quantum neural network [11], as well as derivative work [12], utilized optical Kerr nonlinearities which are difficult to implement experimentally. An alternative proposal utilized repeat-until-success photon number resolving measurements on ancillary modes to introduce nonlinearity into the network [13]. However, the implementation of quantum optical nonlinearities is still a challenging task as in the classical optics case. One solution that has been explored in the classical optics approach is to utilize hybrid architectures based on optical-digital conversion [14–16] or opto-electronic conversion [17–23]. Another approach uses the intrinsic nonlinearity within coupled semiconductor nanolaser arrays [24].

However, learning nonlinearity should not be equated

* asa2rc@virginia.edu

† olivier.pfister@gmail.com

with physics nonlinearity. Indeed, recent breakthroughs in optical implementations [25–28] stemmed from the realization that optical nonlinearities in the field variables are not needed to implement learning [25] if one doesn’t encode the data in them exclusively and, rather, uses the experimental parameters for that purpose: a simple optical phase shift θ imparts field transformations $\cos \theta, \sin \theta$ that are nonlinear in θ (though linear in the fields). This has recently been proposed [26] and demonstrated [27, 28] using classical linear wave scattering.

In this paper, we propose a different linear optics encoding: a multimode laser interferometer with added amplitude and phase displacements, see Fig.1. This approach is considerably simpler than the previous ones in terms of experimental implementation, does not utilize digital linear layers for postprocessing, and is also compatible with the current state of integrated photonics [29].

It is interesting—in particular to set the stage for future extensions to the quantum regime—to deliberately adopt a quantum optical description of the optical circuit, even though it sits firmly within the classical border in this paper. Indeed, three classes of optical circuits can be defined: *(i)*, classical linear optics (laser interferometers with photodetectors of dark current well above the single-photon level), *(ii)*, second-order nonlinear optics yielding only two-wave mixing (quantum squeezers, e.g. undepleted-pump optical parametric oscillators) and, *(iii)*, true three-wave mixing as well as third- and higher order nonlinear optics. While *(ii)* and *(iii)* both enter the realm of quantum optics, only *(iii)* involves nonlinear quantum evolution, a.k.a. non-Gaussian Wigner function gates and/or states of the quantum fields. This is why such operations—be they implemented via third-order nonlinearities or Fock state projection—were included in previous works on quantum neural networks [11–13]. Again, the gist of linear optics implementations [25–28] is to eschew relying solely on field encoding, and hence the need for optical nonlinearities, in favor of optical parameter encoding.

II. LASER INTERFEROMETER NEURAL NETWORK

A. Gaussian quantum formalism

As mentioned above, we adopt here the more general quantum optical formalism of qumodes in continuous-variable quantum information [30–32], for both the sake of generality and in anticipation of future extensions beyond the classical context of this work. Consider an M -qumode system [33] given by the vector of quadrature operators $Q_j = (a_j + a_j^\dagger)/\sqrt{2}$ and $P_j = i(a_j^\dagger - a_j)/\sqrt{2}$ of each qumode j , a_j being the photon annihilation opera-

tor,

$$\vec{R} = (Q_1, P_1, \dots, Q_M, P_M)^T \quad (1)$$

the vector of quantum expectation values $\vec{r} \in \mathbb{R}^{2M}$ is defined as

$$\vec{r} = \langle \vec{R} \rangle, \quad (2)$$

and the covariance matrix $\Sigma \in \mathbb{R}^{2M \times 2M}$ is given by

$$\Sigma_{ij} = \langle \vec{R}_i \vec{R}_j + \vec{R}_j \vec{R}_i \rangle - 2\langle \vec{R}_i \rangle \langle \vec{R}_j \rangle. \quad (3)$$

These two mathematical objects provide a complete description of the quantum system in the Gaussian Wigner function case for all gates and states but only the first moments will be relevant for our work. The unitary evolution of the system under Gaussian unitaries is given by a symplectic matrix \mathbf{S} which acts on the vector of means and covariance matrix as [33]

$$\vec{r} \mapsto \mathbf{S} \vec{r} \quad (4)$$

$$\Sigma \mapsto \mathbf{S} \Sigma \mathbf{S}^T. \quad (5)$$

The symplectic matrix representations of the single-mode phase shift $\mathbf{R}(\phi)$ and two-mode beamsplitter $\mathbf{B}(\theta)$ unitaries are respectively given by [31]

$$\mathbf{R}(\phi) = \begin{pmatrix} \cos \phi & \sin \phi \\ -\sin \phi & \cos \phi \end{pmatrix} \quad (6)$$

and

$$\mathbf{B}(\theta) = \begin{pmatrix} \cos \theta \times \mathbb{I}_2 & \sin \theta \times \mathbb{I}_2 \\ -\sin \theta \times \mathbb{I}_2 & \cos \theta \times \mathbb{I}_2 \end{pmatrix} \quad (7)$$

where \mathbb{I}_2 is the 2×2 identity matrix. The special case of displacements by M complex amplitudes $\vec{\alpha} = (\alpha_1, \dots, \alpha_M)^T$ is described by a displacement vector

$$\vec{d}(\vec{\alpha}) = \sqrt{2} \left(\text{Re}[\vec{\alpha}_1], \text{Im}[\vec{\alpha}_1], \dots, \text{Re}[\vec{\alpha}_M], \text{Im}[\vec{\alpha}_M] \right)^T \quad (8)$$

which transforms the vector of means as

$$\vec{r} \mapsto \vec{r} + \vec{d}(\vec{\alpha}). \quad (9)$$

Finally, note that all quantum states of light at the input and throughout the circuit (Fig.1) will be coherent states. We simulate the circuit using the PyTorch framework [34].

B. Nonlinear learning with linear optics

The circuit architecture is shown in Fig.1. The inputs to the circuit are encoded both in the input coherent state amplitudes and, crucially, in the parameters ϕ of phase shift operations $\mathbf{R}(\phi)$. The latter enable the output of

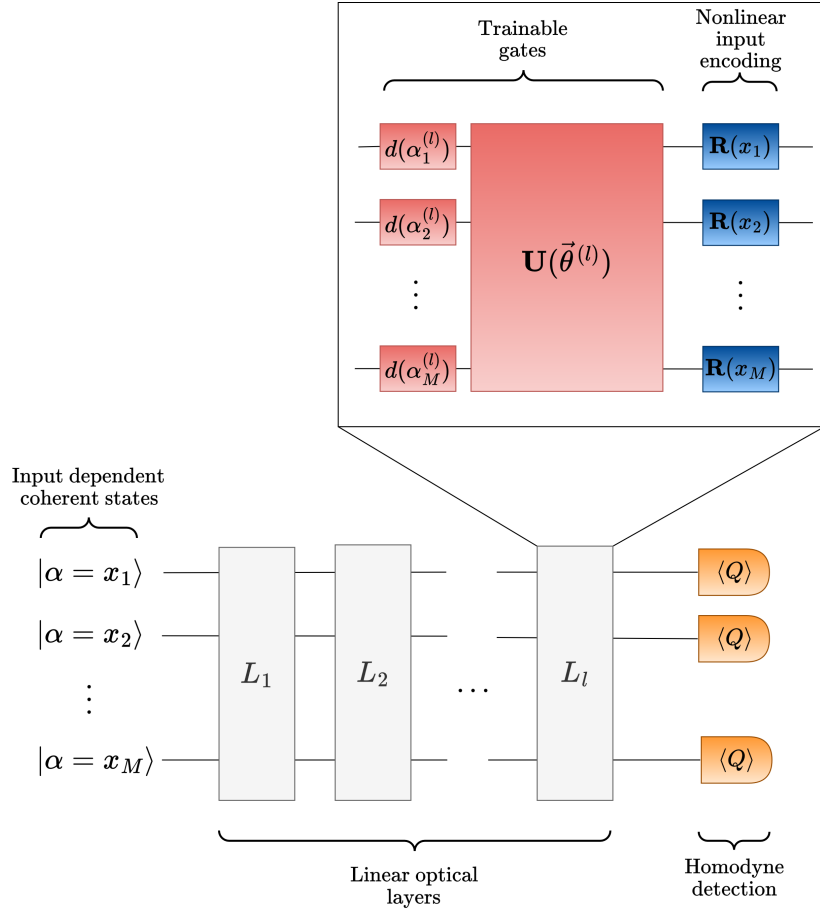


FIG. 1: Schematic diagram of linear optical circuit for nonlinear processing with an input $\vec{x} = [x_1, x_2, \dots, x_M]^T \in \mathbb{R}^M$. The nonlinearity is realized by encoding the input into quadrature phase shifts $\mathbf{R}(x)$ while affine transformations are carried out using an $M \times M$ interferometer $\mathbf{U}(\vec{\theta})$ and displacements $d(\alpha)$ with the model output being extracted using homodyne measurements of the Q quadrature. Note that $\vec{\theta}$ denotes the set of transmittivity angles for the $M(M-1)/2$ beamsplitters that comprise the interferometer.

our optical neural network (ONN), which we define as the expectation values $q_j = \langle Q_j \rangle$, measured using homodyne detection, to become a nonlinear function of the input parameters since the symplectic matrix defining the phase shift operation contains nonlinear functions of the phase angle ϕ . Compared to many optical nonlinearities this approach is significantly more energy efficient. Note that we use the expectation value of the quadrature as our output as these can take on the value of any real number similar to the output of a classical neural network.

To approximate a fully connected linear layer present in a classical neural network we use an $M \times M$ interferometer containing beamsplitters of tunable transmissivity angle θ and fixed zero phase. To maintain consistency with classical neural networks' fully connected layers, we employ beamsplitter operations between all $M(M-1)/2$ pairs of modes, contrasting with conventional nearest-neighbor Mach-Zehnder interferometer (MZI) approaches [35, 36]. Specifically, given the mode indices $\{1, 2, \dots, M\}$ the interferometer applies a

beamsplitter operation between each pair of modes in the set of all two-element subsets denoted as

$$\binom{\{1, 2, \dots, M\}}{2}. \quad (10)$$

The bias units from a classical neural network are realized by the displacements applied prior to the interferometer in Fig.1.

Note that since the interferometer is represented by a unitary matrix we can only apply unitary transformation of the optical fields but using unitary matrices over general linear layers has been shown to be beneficial in avoiding problems related to vanishing and exploding gradients during training of very deep or recurrent neural networks [37]. However, if further expressivity is needed one could achieve this while keeping energy consumption minimal by applying tunable optical attenuators between two interferometers [14]. Note also that tunable phase shift and squeezing operations could also be added but we forgo their use for two reasons: (i), we aim to min-

Algorithm 1 ONN training loop with Adam algorithm

Require: Initial parameters θ_0 , initial learning rate γ_0 , maximum number of epochs T , exponential decay rates $\beta_1, \beta_2 \in [0, 1)$, batch size B , dataset $D = \{(x^{(1)}, y_{\text{tar}}^{(1)}), \dots, (x^{(k)}, y_{\text{tar}}^{(k)})\}$ of k labeled training examples, learning rate decay rate χ , small constant ϵ for numerical stability (typically set to 10^{-8})

```

1:  $m_0 \leftarrow 0$  ▷ Initialize first moment variable
2:  $v_0 \leftarrow 0$  ▷ Initialize second moment variable
3:  $t \leftarrow 0$  ▷ Current epoch number
4: while  $t < T$  do
5:    $t \leftarrow t + 1$ 
6:   while all data points in  $D$  not yet sampled do ▷ An epoch is one pass over all data points
7:     Sample random batch of  $B$  data points,  $D_B = \{(x^{(1)}, y_{\text{tar}}^{(1)}), \dots, (x^{(B)}, y_{\text{tar}}^{(B)})\}$ , from  $D$ 
8:     Compute ONN predictions,  $y = \{f(x^{(1)}; \theta_{t-1}), \dots, f(x^{(B)}; \theta_{t-1})\}$ , from optical measurements
9:      $g_t \leftarrow \frac{1}{B} \sum_i \nabla_{\theta_{t-1}} \mathcal{L}(y^{(i)}, y_{\text{tar}}^{(i)})$  ▷ Compute average Euclidean gradient over batch
10:     $m_t \leftarrow \beta_1 m_{t-1} + (1 - \beta_1) g_t$  ▷ Update biased first moment estimate
11:     $v_t \leftarrow \beta_2 v_{t-1} + (1 - \beta_2) g_t \odot g_t$  ▷ Update biased second moment estimate.  $\odot$  denotes Hadamard product.
12:     $\hat{m}_t \leftarrow \frac{m_t}{1 - \beta_1^t}$  ▷ Correct bias in first moment estimate
13:     $\hat{v}_t \leftarrow \frac{v_t}{1 - \beta_2^t}$  ▷ Correct bias in second moment estimate
14:     $\theta_t \leftarrow \theta_{t-1} - \gamma \frac{\hat{m}_t}{\sqrt{\hat{v}_t} + \epsilon}$  ▷ Compute updated optical circuit parameters
15:  end while
16:   $\gamma_t \leftarrow \gamma_0 \chi^t$  ▷ Decay learning rate on exponential schedule
17: end while
18: return  $\theta_t$ 

```

imize the number of tunable parameters in an attempt to better gauge model expressivity and, (ii), in a related way, we seek to first evaluate the full measure of classical resources before turning to quantum ones—which may or may not yield a learning advantage—in future work.

III. TRAINING

A. Gradient descent

Neural networks, like many other ML models, are trained by minimize an error function, called the loss function [38]. For supervised learning tasks this function is computed using the networks output $y = f(x; \theta)$, where $f(x; \theta)$, i.e. the model, denotes a function of x parameterized by θ and a ground truth label which constitutes the correct output y_{tar} . The algorithm of choice for the training of neural networks is the stochastic gradient descent algorithm [38]. In it's simplest form the algorithm minimizes the loss function \mathcal{L} using the following update rule on the model parameters θ

$$\theta \mapsto \theta - \gamma \nabla_{\theta} \mathcal{L} \quad (11)$$

where γ is the learning rate and $\nabla_{\theta} \mathcal{L}$ is the gradient of the loss function with respect to the model parameters θ . For example for the squared error loss function

$$\mathcal{L}(y, y_{\text{tar}}) = (y_{\text{tar}} - y)^2 = (y_{\text{tar}} - f(x; \theta))^2 \quad (12)$$

using the chain rule formula

$$\frac{\partial \mathcal{L}}{\partial \theta_i} = \frac{\partial \mathcal{L}}{\partial y} \frac{\partial y}{\partial \theta_i} \quad (13)$$

we have

$$\frac{\partial \mathcal{L}}{\partial \theta_i} = 2(y - y_{\text{tar}}) \frac{\partial y}{\partial \theta_i} \quad (14)$$

where

$$\frac{\partial y}{\partial \theta_i} = \frac{\partial f(x; \theta)}{\partial \theta_i} = \frac{\partial q}{\partial \theta_i} \quad (15)$$

is the gradient of the expectation value of the measured observable with respect to the circuit parameters. Typically *in silico* training of classical and quantum neural networks utilize the backpropagation algorithm to compute these gradients using reverse-mode automatic differentiation [38].

B. Feasibility of *in situ* training

To perform training *in situ* one will need a way of computing the gradients of the loss function with respect to network parameters using the physical system itself [6]. To this end many methods have been proposed for extracting gradients of PNN parameters such as equilibrium propagation for energy based models [39–41], scatter backpropagation for driven-dissipative nonlinear coupled-mode systems [42] and Hamiltonian echo backpropagation for lossless time-reversible Hamiltonian

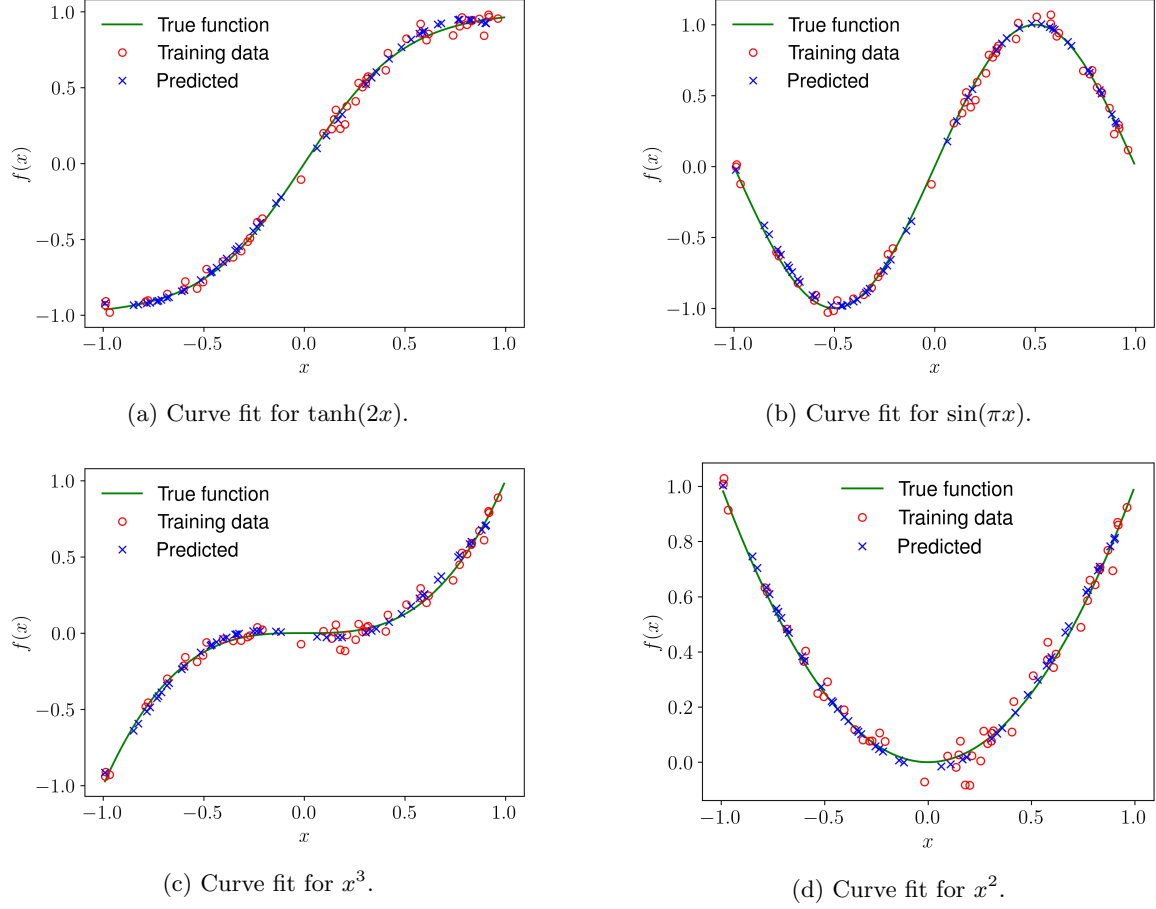


FIG. 2: Regression results with Gaussian CV neural network. We set the standard deviation of the Gaussian noise to $\sigma = 0.05$. The noisy training data are shown as red circles. The output prediction for test set values of x are shown as blue crosses.

systems [43]. Here we present two well known methods for computing gradients *in situ* which are applicable to our optical circuit.

1. Parameter-shift method

For quantum circuits since our output is an expectation value of an observable, e.g. in our case one of the field quadratures, these gradients are also expectation values. The purely Gaussian nature of our circuit makes *in situ* training much more feasible than previous proposals [11–13] which use arbitrary numbers of non-Gaussian operations. For any purely Gaussian quantum circuit $U(\vec{\theta})$, $\vec{\theta} = (\theta_i)_i^T$, it has been proven that the gradient elements $\partial_{\theta_i} \langle U^\dagger(\vec{\theta}) O U(\vec{\theta}) \rangle$ of the expectation values of the output observable O with respect to circuit parameters θ_i can be computed via a simple shift rule of parameter θ_i [44]. Here, O must be a low-degree polynomial in the field quadratures. Remarkably, these gradient elements can be obtained by using the same circuit that is used for inference, the only modification being that the value of θ_i

is shifted by any nonzero constant twice. This result significantly simplifies the process of computing gradients for *in situ* training of Gaussian quantum circuits.

As a concrete example for the beamsplitter gate consider a circuit which applies a Gaussian unitary G_1 followed by a zero phase beamsplitter $BS(\theta)$ and another Gaussian unitary G_2 to a two-mode vacuum state input. The expectation value of the Q quadrature is given by

$$q = \langle \psi_\theta | Q | \psi_\theta \rangle, \quad (16)$$

where $|\psi_\theta\rangle = G_2 BS(\theta) G_1 |0\rangle$. The gradient of this expectation value with respect to the beamsplitter parameter θ is given by the following parameter shift rule [44]

$$\frac{\partial q}{\partial \theta} = \frac{1}{2} [\langle \psi_{\theta+\frac{\pi}{2}} | Q | \psi_{\theta+\frac{\pi}{2}} \rangle - \langle \psi_{\theta-\frac{\pi}{2}} | Q | \psi_{\theta-\frac{\pi}{2}} \rangle]. \quad (17)$$

Similarly in the case where the beamsplitter operation is replaced with a displacement operation $D(\alpha)$, where

$\alpha = re^{i\phi}$, the parameter shift rules are given by

$$\frac{\partial q}{\partial r} = \frac{1}{2s} [\langle \psi_{r+s} | Q | \psi_{r+s} \rangle - \langle \psi_{r-s} | Q | \psi_{r-s} \rangle], \quad (18)$$

$$\frac{\partial q}{\partial \phi} = \frac{1}{2} [\langle \psi_{\phi+\frac{\pi}{2}} | Q | \psi_{\phi+\frac{\pi}{2}} \rangle - \langle \psi_{\phi-\frac{\pi}{2}} | Q | \psi_{\phi-\frac{\pi}{2}} \rangle], \quad (19)$$

where s is any nonzero real number. Similar rules are known for the squeezing and phase shift operations. These parameter shift rules, which are currently only known for Gaussian gates [45]—which is of course the case here—provide *exact* expressions for the gradients and thus provide an unbiased estimator of the partial derivative unlike methods based on finite differences which are only exact in the case of infinitesimal shifts [44, 46]. It has also been shown empirically in qubit based systems that the variance in the gradient estimate from using a finite number of shots still allows for good model performance even in the extreme case of only a few shots and in fact these estimators can be used to implement a form of gradient descent for which convergence guarantees have been proven [46]. The number of shots used to estimate the gradients can also be tuned as a hyperparameter and algorithms which select the number of shots in an adaptive and frugal manner while still achieving good performance have been developed [47]. The use of only Gaussian resources also makes a sample complexity analysis for estimating quadrature means straightforward. When using the sample mean \bar{q} to estimate the expectation value of the Q quadrature the variance of the estimator is given by [48]

$$\text{Var}(\bar{q}) = \frac{\sigma^2}{n}, \quad (20)$$

where n is the number of quadrature samples or shots and σ^2 is the variance of the quadrature which we know is equal to $1/2$ since no squeezing is applied in the circuit and all inputs are coherent states. As the sample mean is an unbiased estimator of the population mean the variance is also equal to the mean squared error (MSE) and thus if one wants to estimate the Q quadrature mean to within an MSE of ϵ one needs

$$n = \frac{\sigma^2}{\epsilon} \quad (21)$$

quadrature samples.

2. Adjoint variable method

An alternative method for computing the gradient of a loss function with respect to parameters of linear optical components of an optical circuit was presented in Ref. [49], and experimentally implemented in Ref. [16], which is based on the adjoint variable method used in the digital backpropagation algorithm. This method implements a form of the backpropagation algorithm *physically* and is extremely efficient as it's complexity does

not scale linearly with the number of model parameters but rather is constant. Specifically the method only requires performing intensity measurements within the optical circuit during three runs of the circuit: once for the forward propagation of the input mode amplitudes, a second time for backpropagation of the adjoint mode amplitudes which encode the error information and a third time for extraction of the gradients. The procedure is also applicable when losses are present within the interferometers so long as these can be made uniform [49]. This method is particularly straightforward to apply to our ONN as we exclusively utilize linear optical components with no external digital nonlinearities as was done in the optical circuit considered in Ref. [49] and the subsequent experimental demonstration in [16].

IV. NUMERICAL EXPERIMENTS

Here we present results from numerical simulations of training our linear optical circuit to solve supervised regression and classification tasks using stochastic gradient descent. We utilized the Adam optimizer [50] implemented in `PyTorch` which uses automatic differentiation to compute the gradients [34]. The pseudocode for the training process is given in Algorithm 1. Further details on the pseudocode can be found in [50, 51]. For all experiments we used a learning rate scheduler that decays the learning rate exponentially after each epoch. The parameters for all models were initialized randomly from the uniform distribution over the interval $[-1, 1]$. All feature scaling is performed using the `MinMaxScaler` class from the `scikit-learn` Python library [52] with the exception of the handwritten digits dataset which was normalized by dividing the pixel intensities by 16. We did not find that regularization was necessary for our experiments but note that regularization of the displacement parameters, such as an L_1 or L_2 penalty, could be used to further improve energy efficiency as this is the only non-passive optical operation in the circuit.

Hyperparameter	Value
Learning rate (γ)	10^{-2}
Learning rate decay (χ)	0.999
1st moment estimates decay rate (β_1)	0.9
2nd moment estimates decay rate (β_2)	0.999
Number of epochs	1000
Batch size	32

TABLE I: Hyperparameters used when training the optical circuit for regression tasks.

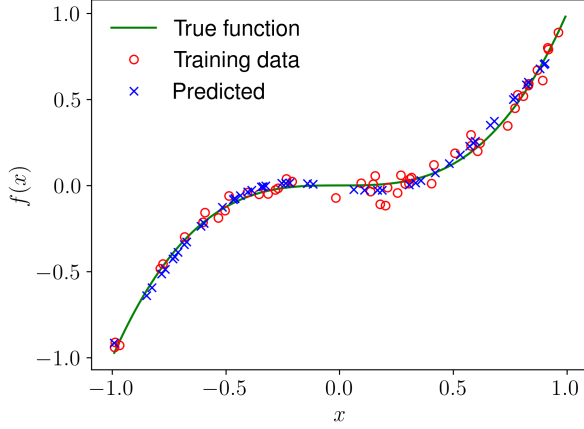
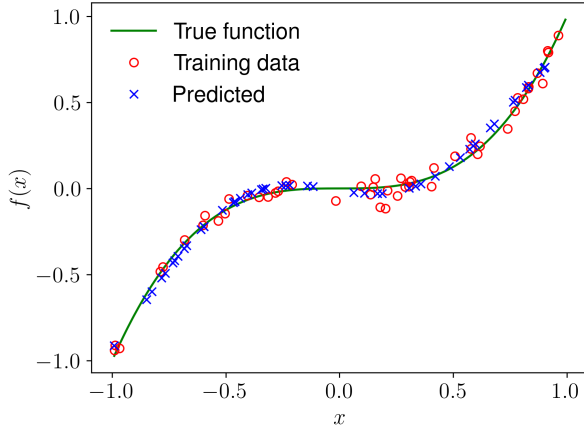
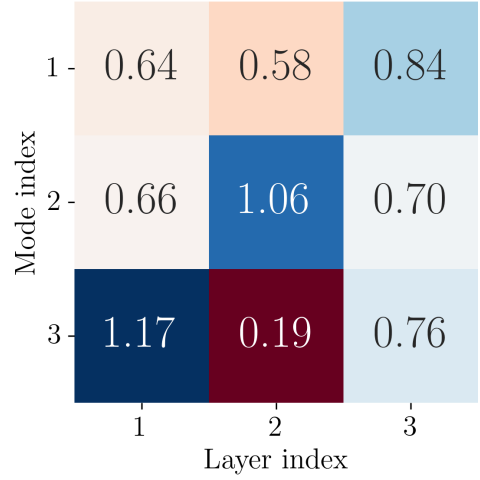
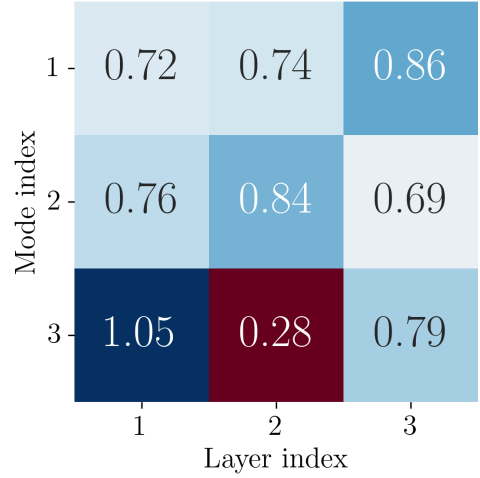
(a) Results with $\eta = 0$.(b) Results with $\eta = 0.5$.

FIG. 3: Effect of photon loss after each layer of the optical circuit when fitting on noisy data from the function $f(x) = x^3$. The heatmap on the right shows the magnitude $|\alpha|$ of the displacements applied to each mode at each layer of the optical circuit.

A. Nonlinear regression

The first supervised learning problem we investigated was that of nonlinear regression. In regression problems, e.g. curve fitting, one attempts to learn a function which maps inputs to continuous outputs [53]. Our circuit architecture used a three mode circuit with three layers. The input scalar x was repeatedly encoded in the coherent state amplitude of the three modes and in the phase angle of the phase shift operations on each mode in each subsequent layer. We fit four nonlinear functions: $\tanh(2x)$, $\sin(\pi x)$, x^2 and x^3 . We took the expectation value of the Q quadrature of the first mode as our output. When generating the training data we added a Gaussian noise term to the ground truth labels with mean zero and standard deviation $\sigma = 0.05$. We generated 100 samples

and used 50 for training and 50 for testing. The hyperparameters used for the regression training are shown in Table I. For our loss function we used the mean squared error function as used in previous works [11, 13].

The results of curve fitting on the noisy functions are shown in Fig.2. We can see that the predictions of the model on the test data points closely match the true noiseless function plotted in green for all functions. This indicates that our nonlinear input encoding enables the network to learn a variety of nonlinear functions, even in the presence of noise, without the use of regularization techniques similar to previous CV quantum neural network architectures.

We investigated the effect of photon loss in the circuit. We defined the photon transmissivity $\eta \in [0, 1]$ as $n_{\text{out}} = \eta n_{\text{in}}$ and hence the loss coefficient as $1 - \eta$. In

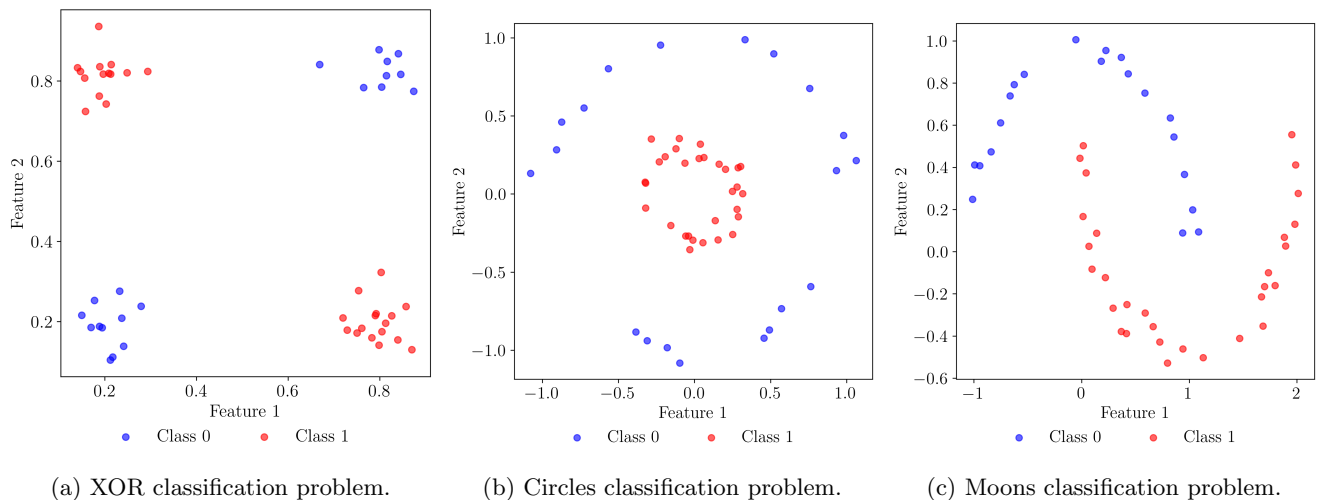


FIG. 4: Training data used for binary classification problems. We set the standard deviation of the Gaussian noise to $\sigma = 0.05$.

the particular case where all quantum light states are coherent states, the means of the quadratures transform classically via attenuation [54]

$$q \mapsto \sqrt{\eta} q \quad (22)$$

$$p \mapsto \sqrt{\eta} p. \quad (23)$$

We apply these loss channels at the end of each Gaussian layer. The results for fitting the function x^3 with a lossy circuit are shown in Fig. 3. We can see that even with losses as high as $\eta = 0.5$ the resulting fit was essentially unchanged. However, from the heatmap of displacement magnitudes on the right hand side we can see that larger displacements on the first mode were needed for most modes in the three layers to compensate for the higher losses.

B. Classification

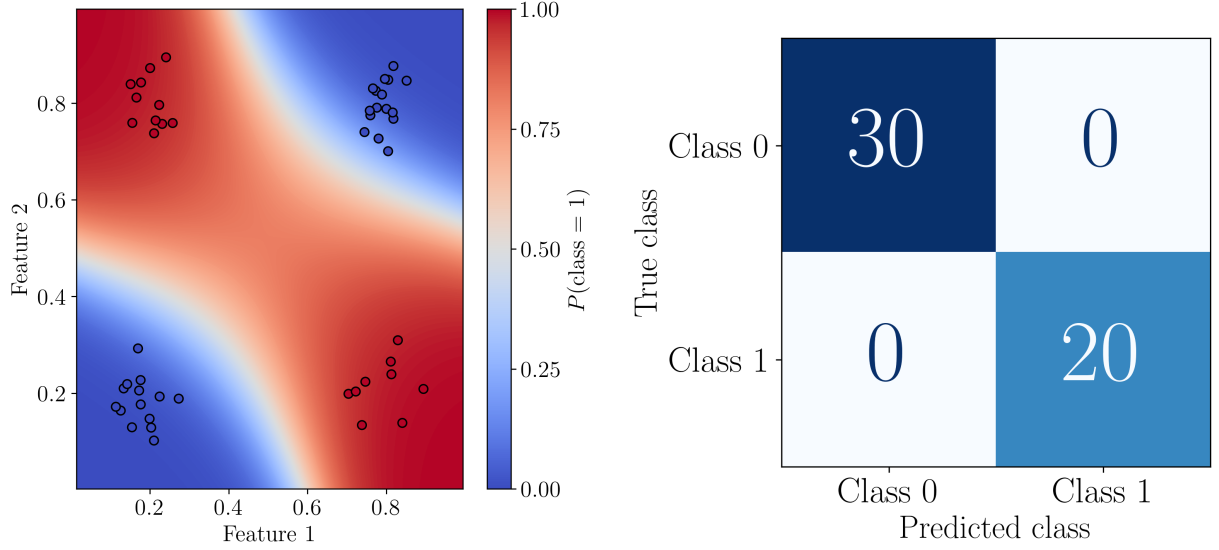
We now examine how our model performs on classification which is the primary task used for benchmarking PNNs. For this class of supervised learning problems the model learns a function that maps inputs to discrete outputs, i.e., classes [53]. For a classification problem with C classes we treated the expectation value of the Q quadrature of the first C modes as the output logits of the model in contrast to previous CV quantum neural network proposals which used the expectation value of the photon number number observable measured using non-Gaussian photon number detection [11, 13]. We used the cross entropy loss function, as done in Refs. [12, 16, 23, 26, 27], in particular we used the `PyTorch` implementation which internally normalizes the logits into probabilities by use of the softmax function [38]. Note that the use of the softmax function is needed only during model training and not during inference.

1. Binary Classification

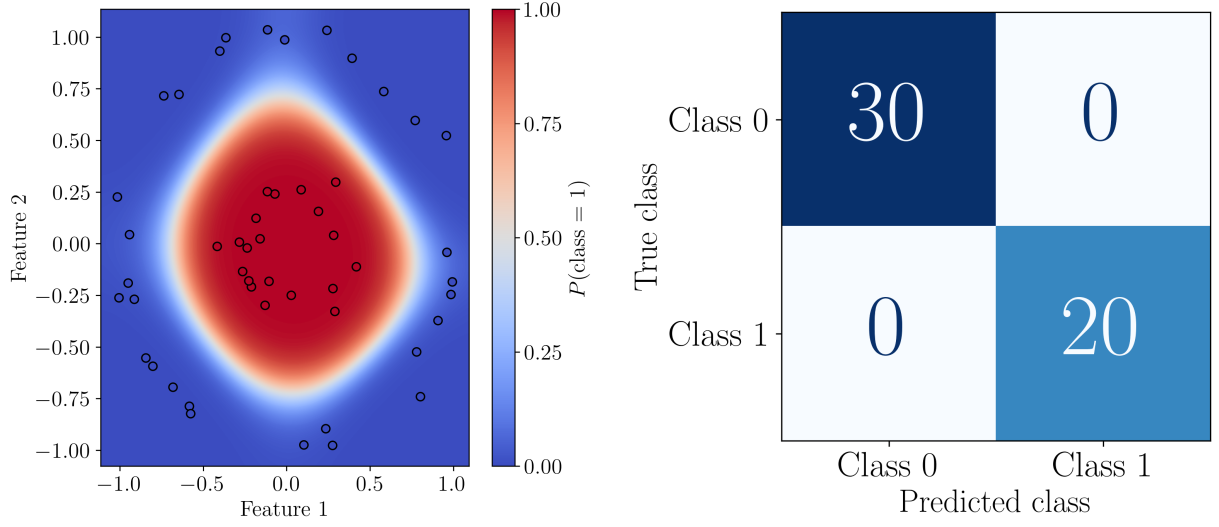
a. Binary problems For binary classification we considered three problems. The first is a version of the classic XOR problem. The XOR problem has both theoretical and historical significance in the deep learning literature [51]. The problem consists of learning the exclusive OR (XOR) function which was proven to not be learnable by linear models such as single layer perceptrons. To generate data for our XOR classification problem we defined four cluster centers at Cartesian coordinates $(0.2, 0.2)$ and $(0.8, 0.8)$ for class 0 and $(0.8, 0.2)$ and $(0.2, 0.8)$ for class 1. We then generated data points for each cluster by sampling them from a two-dimensional Gaussian with independent components with means equal to the cluster center and standard deviation $\sigma = 0.05$. The other two problems that were considered consisted of learning a decision boundary for classes of points that lie on two concentric circles and that lie on two interleaving half circles (‘moons’) on the Cartesian plane as done in [16]. Importantly, no linear model—that is, a model whose decision boundary in feature space is a hyperplane—can partition the feature space of any of these three problems such that all data points belonging to a given class lie on a single side of the boundary.

We generated data points for the last two problems using `scikit-learn` with the same Gaussian noise as in the XOR case. We generated 100 data points and used a 50/50 split of the data into training and test sets for all problems. The hyperparameters are given in Table II. We used a three-mode circuit with three layers for all binary classification problems and encode the inputs into the first two modes with the remaining mode being vacuum. The output logits were taken to be the expectation of the Q quadrature of the first two modes of the circuit.

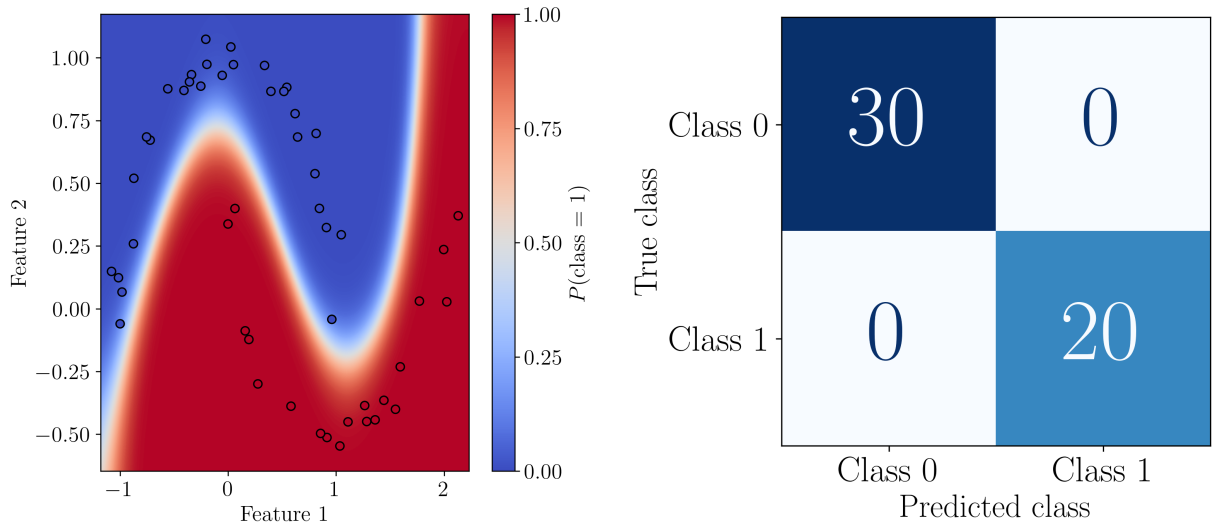
The training data for each of the problems are shown



(a) Test set results for XOR classification problem.



(b) Test set results for circles classification problem.



(c) Test set results for moons classification problem.

FIG. 5: Classification results with ONN on the test set. The red data points correspond to class 1 and the blue correspond to class 0. The heatmap on the left shows the probability predicted by the network that a point in a particular region belongs to class 1 along with points from the test set. The confusion matrix for the test set is shown on the right.

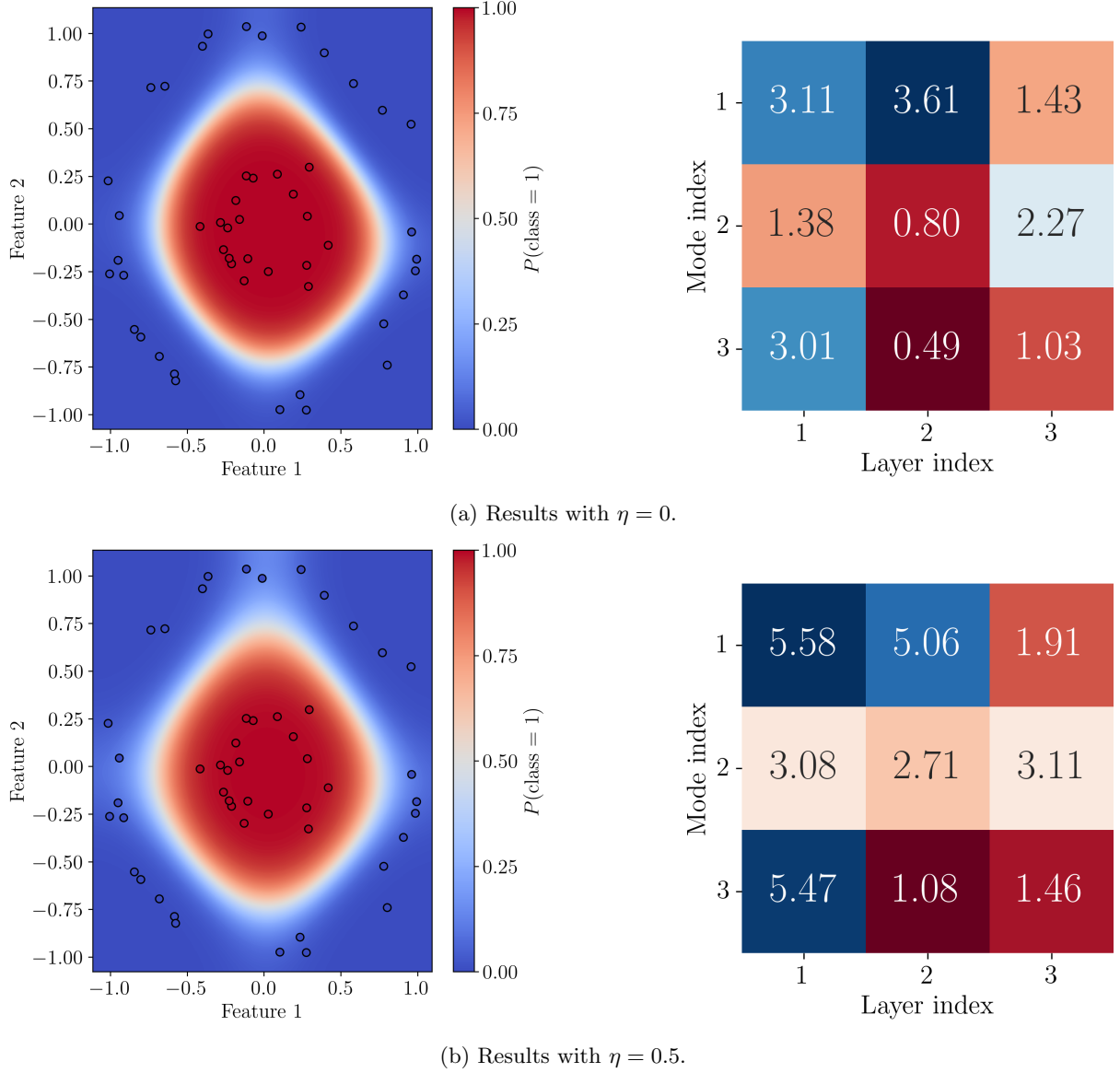


FIG. 6: Effect of photon loss after each layer of the optical circuit when learning to classify points on concentric circles. The heatmap on the right shows the magnitude $|\alpha|$ of the displacements applied to each mode at each layer of the optical circuit.

Hyperparameter	Value
Learning rate (γ)	10^{-2}
Learning rate decay (χ)	0.999
1st moment estimates decay rate (β_1)	0.9
2nd moment estimates decay rate (β_2)	0.999
Number of epochs	1000
Batch size	32

TABLE II: Hyperparameters used when training the optical circuit for binary classification tasks.

in Fig.4.

The results of evaluating the trained models on the test sets are visualized using the class probability heatmaps and the confusion matrices in Fig.5. For all classification problems we achieved a test accuracy of 100% as can be seen from the confusion matrices on the right.

b. Lossy case Fig.6 shows the performance of the model when trained with no photon loss and with photon loss where $\eta = 0.5$ for the concentric circles problem. We can see that, as in the regression case, the model could still learn an appropriate nonlinear decision boundary in the presence of high losses. From the accompanying heatmaps we observed that, similar to the regression case larger displacements were applied in the lossy case.

However, in contrast to the regression example all displacements throughout the network were higher in the lossy case, not just for the modes and layers closer to the output homodyne measurements.

c. Hardware-based gradient determination We investigated the effect on learning from the variance in parameter-shift-rule gradient estimation. As recalled above, the parameter shift rules require subtraction of expectation values which we would estimate in an actual experiment using the sample mean. In our case since the quadratures are normally distributed random variables their sample means are also normally distributed. As is well known [55], for two independent normally distributed random variables X and Y with means μ_X and μ_Y and variances σ_X^2 and σ_Y^2 , the random variable $Z = X - Y$ is also normally distributed with mean $\mu_X - \mu_Y$ and variance $\sigma_X^2 + \sigma_Y^2$. Using this we can simulate the noise from using the parameter shift rules by using an estimate of the true gradients when performing stochastic gradient descent. These estimates are computed by drawing n samples from a Gaussian with mean equal to the true gradient, as computed by automatic differentiation, and variance $\sigma^2 = 1/n$ and then computing the sample mean. The results for solving the three binary classification problems using various numbers of shots are shown in Fig.7. We see that all models still reach 100% test accuracy for various numbers of samples being used. However, we find that as less samples are used slightly more epochs are needed for the models to converge to the best test accuracy and that the stability of the convergence is lower. This is in agreement with findings for qubit based quantum circuits [46]. Notably, the plots indicate that just 100 shots are often enough to reach stable convergence with comparable convergence time to the exact gradient case.

2. Multilabel Classification

In addition to the previous sections which demonstrate this ONN model can indeed solve non-trivial nonlinear learning problems we also investigate the performance of our network on more challenging and commonly used benchmarks of multilabel classification. We used three examples of multilabel classification: the Iris data set which is a commonly used benchmark [22, 24, 56–59], the handwritten digits dataset considered in Refs. [26, 60] and the vowel recognition dataset which is widely used in benchmarking of physical neural networks [14, 23, 61–64]. The first two datasets are loaded via `scikit-learn`.

a. Iris dataset The Iris dataset consists of 150 samples from three different species (classes) of Iris flower (setosa, virginica, and versicolor) with each sample being represented as a four dimensional vector with elements corresponding to petal width, petal length, sepal width and sepal length in cm [65]. We used 75 random samples for training and the rest for testing and normalized each input feature to be on the range $[0, 1]$. We used a four

mode circuit with three layers, leading to 42 trainable parameters, and the same hyperparameters used in the binary classification section. We encode the four features into the four modes as done in our previous experiments. The expectation value of the Q quadrature of the first three modes are taken to be our models output logits. Fig.8 shows the confusion matrix of the ONN evaluated on the test set. We can see that the test accuracy is 94.67%. The two species the model struggles slightly to differentiate are virginica and versicolor. This is in accordance with previous findings using this dataset in the literature [24] as the two species have significant overlap in feature space particularly with their sepal widths and sepal lengths as shown in the pair plot in Fig.9.

Hyperparameter	Value
Learning rate (γ)	10^{-2}
Learning rate decay (χ)	0.999
1st moment estimates decay rate (β_1)	0.9
2nd moment estimates decay rate (β_2)	0.999
Number of epochs	500
Batch size	512

TABLE III: Hyperparameters used when training the optical circuit for the digits classification task.

b. Handwritten digits dataset The handwritten digits dataset consists of 1797 gray scaled images of handwritten digits from 0 to 9 and was considered. For visualization purposes we show five example images in Fig.10. We used 60% of the data (1078 images) for training and 40% (719 images) for testing. The pixel values were normalized to be between $[0, 1]$ and the images were flattened into a 64 dimensional vector. For this problem we used a 64 mode circuit with four layers, leading to 8576 trainable parameters, and took the expectation value of the Q quadrature of the first 10 modes as the output logits of the model. We encode the 64 normalized pixel intensities into the 64 modes of the optical circuit. The hyperparameters used to train the ONN for this task are shown in Table III. We achieved a test accuracy of 98.19% as can be seen by examining the confusion matrix of the trained model in Fig.11.

For comparison purposes, we trained a classical neural network with ReLU activation and one hidden layer of size 64—so the number of parameters was comparable to the number in our model at 8970—and obtained similar results with a test accuracy of 96.94%.

c. Vowel recognition dataset We consider the vowel recognition dataset from Refs. [61–64], which is a subset of the dataset used in Ref. [66], that consists of pronunciations of seven vowels by 37 female speakers where each vowel is characterized by 12 different formant frequencies. Specifically, each data point in the dataset is represented as a 12-dimensional vector containing the first three formants F_1 , F_2 and F_3 sampled at the steady state, 20%, 50%, and 80% of the vowels pronunciation duration re-

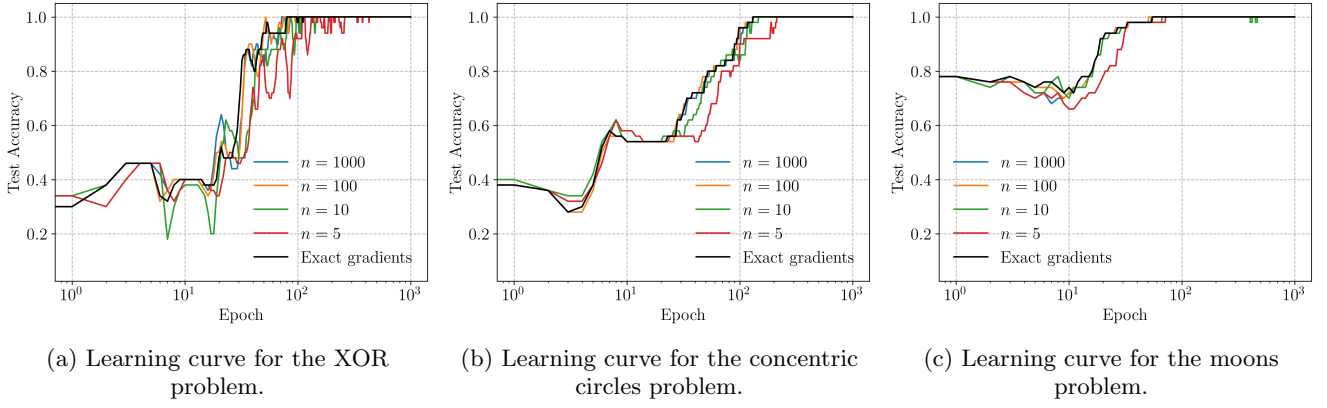


FIG. 7: Plots of model accuracy for binary classification problems on the test set over the course of training when using various values of n to estimate gradients.

True class	setosa	29	0	0
	versicolor	0	23	0
	virginica	0	4	19
		setosa	versicolor	virginica
		Predicted class		

FIG. 8: Confusion matrix for ONN classifier on test set of the Iris dataset.

spectively. Each speaker pronounces each of the seven vowels leading to a dataset with 259 data points. We use a 12 mode circuit with three layers, leading to 270 trainable parameters, and the same hyperparameters as in the binary classification section with the learning rate set to 10^{-3} . We use a random split of the data into 129 training samples and 130 testing samples. We normalize the 12 features such that they are all between $[0, 1]$. From the confusion matrix in Fig. 12 we can see that the ONN achieves a test accuracy of 98.46%.

d. Hardware-based gradient determination We also investigated the effect that variance from parameter-shift-rule based gradient estimates have on the learning process as in the binary classification section. The results are shown in Fig. 13. As in the binary classification case we find that as less samples are used to estimate the gradients more epochs are typically needed for the model to converge to optimal test accuracy. However, for the handwritten digits problem we see for $n = 5$ and $n = 10$ the model converges to a slightly lower test accuracy. The same can be seen for the vowel recognition dataset when

$n = 5$. For all datasets we can see that $n = 100$ shots are enough for the learning curve to closely match that of the one which uses the exact gradients.

V. CONCLUSION

We have proposed a method for constructing a linear optical neural network using laser interferometry and field displacements, which is the novelty claim of this paper. We demonstrated that this classical optical model displays remarkable resilience to photon loss which is a prominent source of imperfections in modern photonic integrated circuits [29]. The linear optical character of the circuit also makes it highly suitable for *in situ* training as there already exist methods for computing the necessary gradients of the circuit parameters using either simple intensity or homodyne measurements. All this makes it particularly appealing for on-chip integrated optics implementations. We also investigated how our network performs on a variety of machine learning problems and its robustness to variance in the gradient estimates provided by parameter shift rules.

An open question is how quantum optics can be used to achieve true advantage over such linear optical circuits for classical machine learning tasks, given that previous proposals with non-Gaussian elements such as Kerr gates or photon number resolving measurements at each layer of the network have not yet outperformed linear optics.

One straightforward quantum improvement would be to add an inline squeezer of the amplitude quadrature Q before its measurement by homodyne detection during both training and inference. The corresponding quantum noise reduction will allow proportionally fewer measurements to determine the average $q = \langle Q \rangle$ consequently enabling faster inference and gradient estimation time. Note that just 10 dB of squeezing reduces the variance by ten times and that on-chip quantum homodyne detection has been demonstrated at a bandwidth of 9 GHz [67] and PIN photodiode detection bandwidth has been demon-

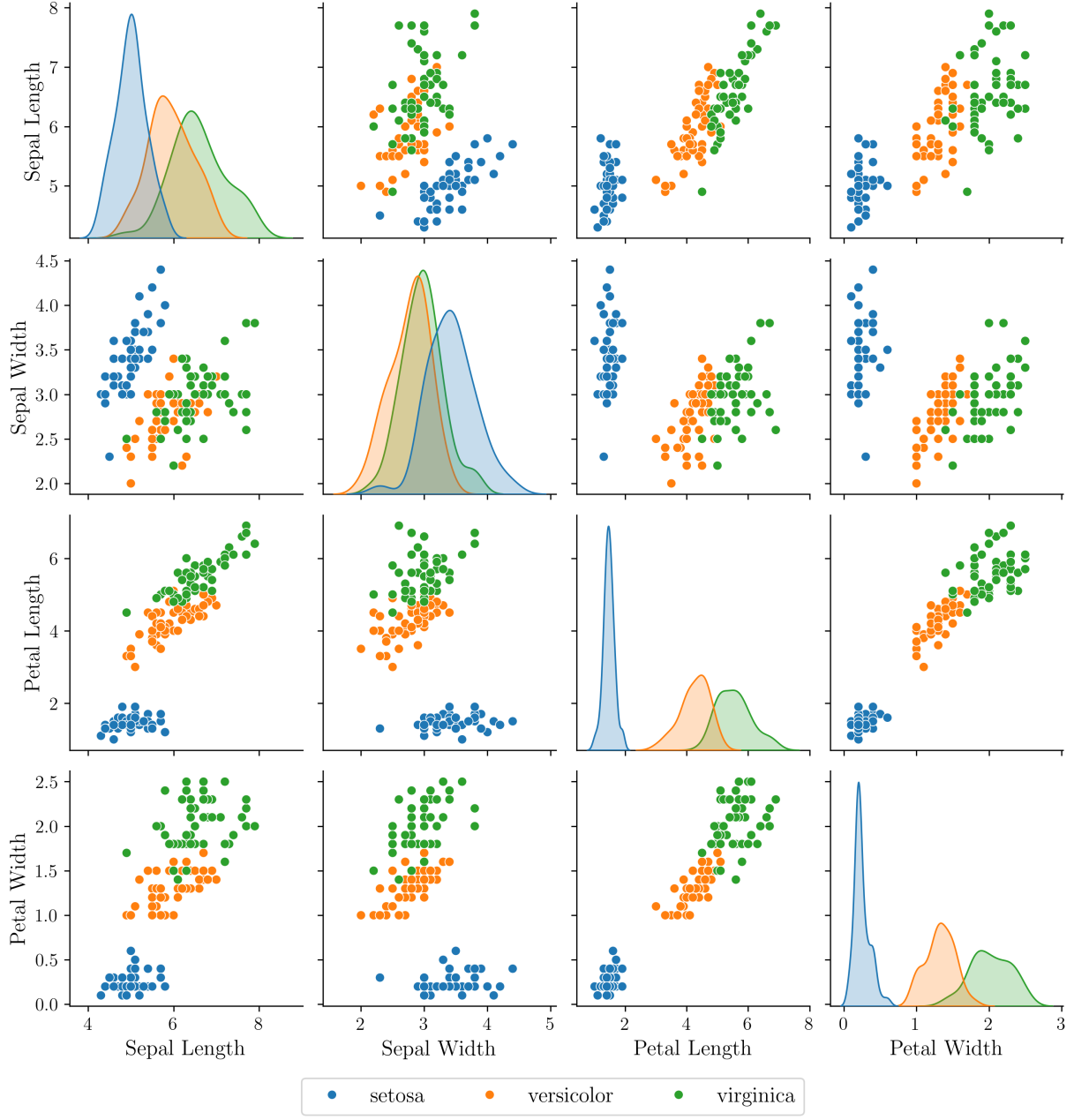


FIG. 9: Pair plot of Iris dataset.




FIG. 10: Examples of handwritten digits and their corresponding ground truth labels.

strated to reach 265 GHz [68]. Another, albeit more complex, quantum improvement is swapping the single $M \times M$ interferometer with a set of M single mode squeezers which are sandwiched between two $M \times M$ interferometers. This configuration, based on the singular value decomposition, is known to allow one to exactly mimic the functionality of fully connected linear layers within a classical neural network [11].

For future work one could explore how these networks can more closely approximate the expressivity of classical neural networks. For example, classical neural networks inherently have a feed forward structure in which outputs from one layer are composed with the nonlinear transformation (activation function) in the next layer leading the network learning hierarchical and distributed representations of the inputs at each layer [38]. We provide a possible extension of our approach for implementation of this feature in the appendix but leave for future work a more rigorous examination of the expressivity of our main approach and these extensions. An interesting example of such feedforward (though a nonlinear optical one, using field encoding rather than parameter encoding) can be found in Ref. [23]. Lastly, extensions to implementing convolutional, recurrent and transformer layers are also important next steps.

ACKNOWLEDGMENTS

We thank Maria Schuld and Catalina Albornoz for useful discussions. OP was supported by U.S. National Science foundation grants PHY-2514971 and ECCS-2530171. JMS acknowledges support from the National Science Foundation via DMR-2204312.

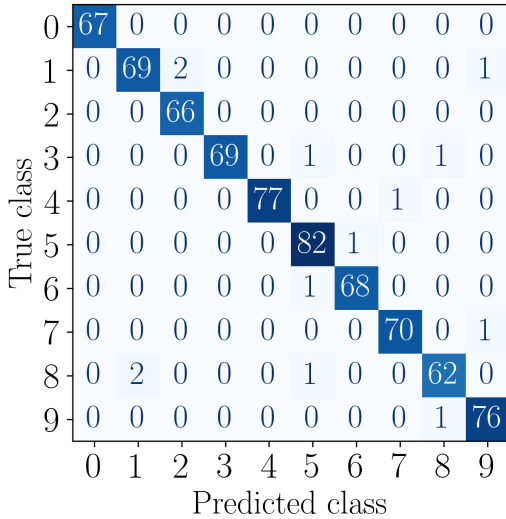


FIG. 11: Confusion matrix for ONN classifier on test set of the handwritten digits dataset.




FIG. 12: Confusion matrix for ONN classifier on test set of the vowel recognition dataset.

Appendix A: Using intensity measurements

Many photonic neural networks take the intensity of the optical modes to be the network output and the efficient *in situ* training protocol proposed in Ref. [49] utilizes intensity measurements to extract gradients. Here we investigate the effect using intensity over Q quadrature expectations has on our models performance. The intensity of an optical field is defined as $\langle N \rangle$, where $N = a^\dagger a$ is the photon number operator, and can be written in terms of the quadrature expectations as

$$\langle N \rangle = \frac{1}{2}(\langle Q^2 \rangle + \langle P^2 \rangle - 1) \quad (\text{A1})$$

which for coherent states reduces to

$$\langle N \rangle = \frac{1}{2}(\langle Q \rangle^2 + \langle P \rangle^2). \quad (\text{A2})$$

The results for using intensity as our network output during training and inference are shown in Fig. 14 for the XOR and handwritten digits classification problems using the same hyperparameters and circuit architecture considered in the main text. For the XOR problem the test accuracy remains at 100% while the test accuracy for the handwritten digits dataset decreases slightly to 97.08% which we note is still comparable to that achieved by the classical neural network trained for comparison in Section IV B 2. The class probability heatmap for the XOR problem shows sharper definition of the decision boundary than the heatmap in Fig. 5a of the main text. However, a potential disadvantage of this approach is that regression for arbitrary real valued functions becomes less straightforward as the intensity measurement result is restricted to nonnegative numbers.

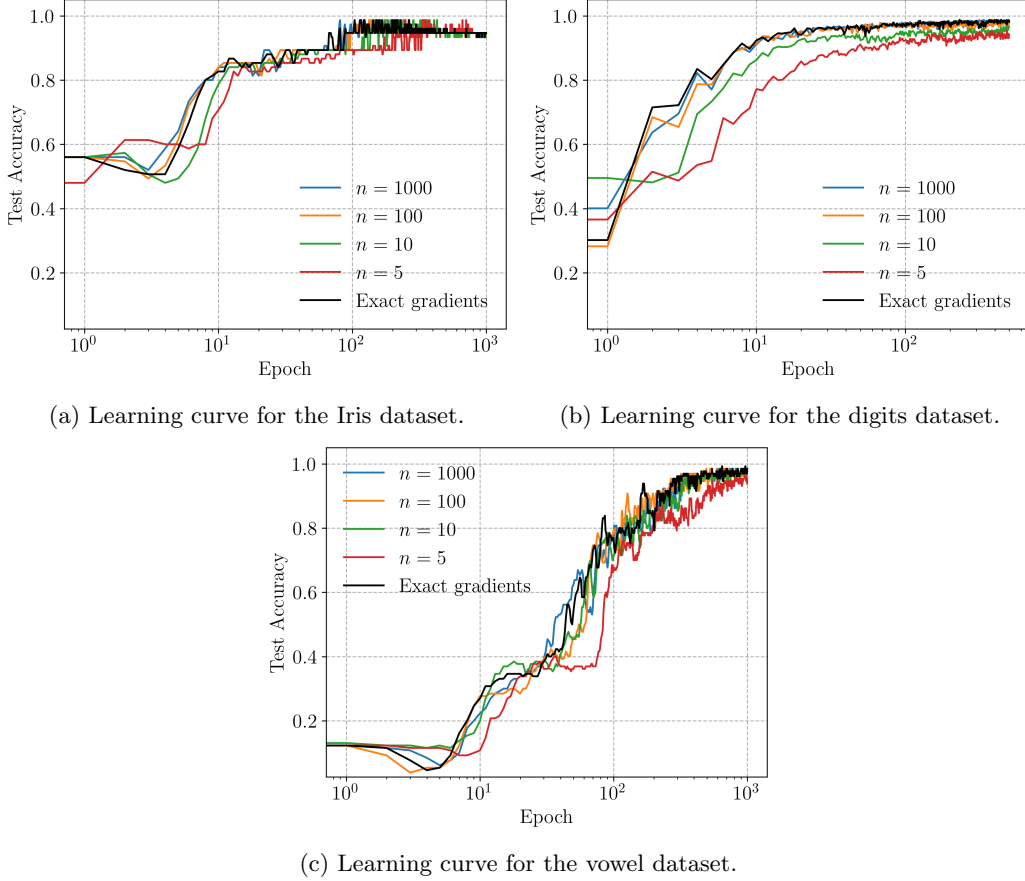


FIG. 13: Plots of model accuracy for multiclass classification problems on the test set over the course of training when using various values of n to estimate gradients.

Appendix B: Feedforward activation functions using linear optics

While the nonlinearity implemented in the main text is sufficient for nonlinear learning it's function deviates somewhat from that of nonlinear activation functions in classical neural networks which are applied to the outputs of a particular layer in the network rather than the original input data. It is interesting to see how much more closely we can mimic the function of a classical neural network as this may allow for more straightforward applications of universal function approximation theorems [69, 70], as has recently been done for nonlinear resistive networks [71], to our ONN.

Here we present two activation functions that may be implemented using the phase shift nonlinearity utilized in the main text. For simplicity of the derivation we adopt a description of the M -mode optical system that uses the complex field amplitudes of each mode collected into the following vector

$$E = (a_1, \dots, a_M)^T \in \mathbb{C}^M. \quad (\text{B1})$$

Under this description single mode phase shifts are de-

fined as [49]

$$R(\vec{\phi}) = \begin{pmatrix} e^{i\phi_1} & 0 & \dots & 0 \\ 0 & \ddots & \ddots & \vdots \\ \vdots & \ddots & \ddots & 0 \\ 0 & \dots & 0 & e^{i\phi_M} \end{pmatrix} \quad (\text{B2})$$

where

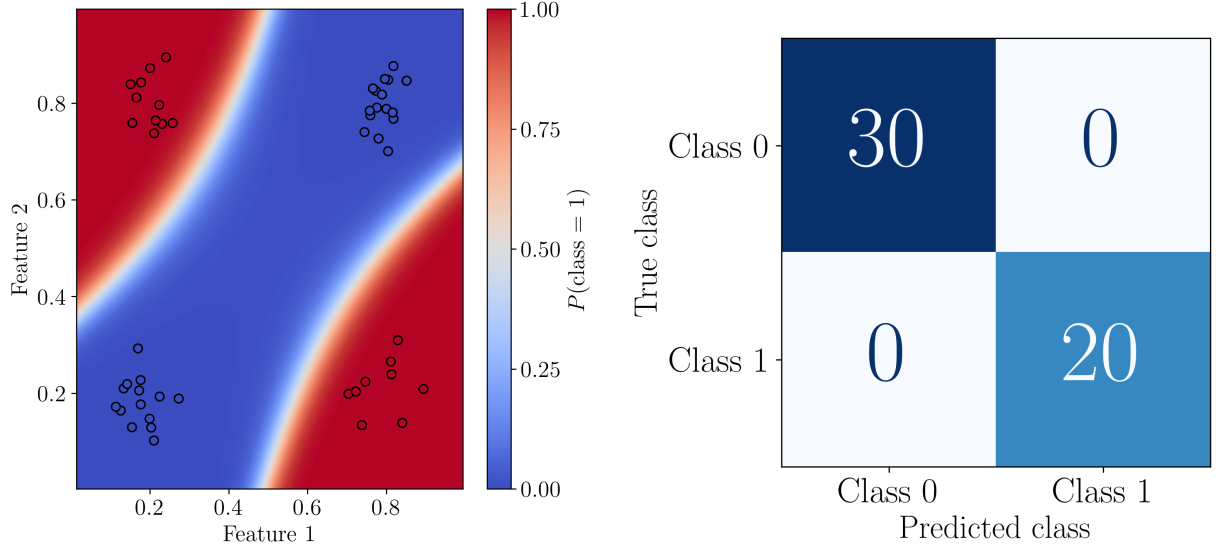
$$\vec{\phi} = (\phi_1, \dots, \phi_M) \in \mathbb{R}^M \quad (\text{B3})$$

and under which the complex field amplitudes transform as

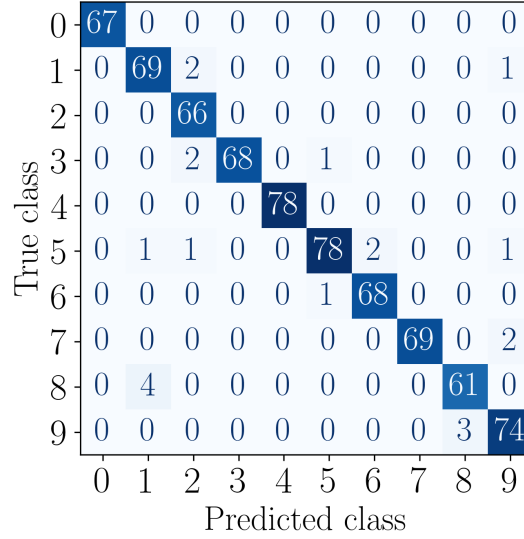
$$E \mapsto R(\vec{\phi})E. \quad (\text{B4})$$

1. Complex exponential activation

Suppose E' is the resulting vector of field amplitudes after the interferometer and displacement operations from the circuit in the main text are applied in



(a) Test set results for XOR classification problem.



(b) Test set results for handwritten digits classification problem.

FIG. 14: Classification results with ONN using intensity as output logits for the XOR and handwritten digits classification problems.

layer j . A straightforward implementation of a feedforward nonlinear activation function may be realized by performing intensity measurements of the light in each mode $|E'_i|^2$ (or homodyne measurements) and feeding these measurement results as inputs to a phase shift operation $R(|E'_1|^2, \dots, |E'_M|^2)$. This phase shift operation may then be applied to either E' or another set of optical fields where $E = [1, \dots, 1]^T$. The latter case implements the nonlinear activation function

$$\text{cis}(|E'|^2) \quad (\text{B5})$$

where $\text{cis}(x) = \cos(x) + i\sin(x) = e^{ix}$ which more closely resembles the output of a classical neural networks activation function.

2. Gated linear units

The gated linear unit (GLU) activation function [72], which is used in classical neural networks and whose variants such as SwiGLU are commonly used in transformer based large language models [73–77] is also interesting to study. The GLU activation function, given an input

vector $x \in \mathbb{R}^M$, real matrices $W, V \in \mathbb{R}^{M \times N}$ and real vectors $b, c \in \mathbb{R}^N$, is defined as [72, 73]

$$\text{GLU}(x, W, V, b, c) = \sigma(xW + b) \odot (xV + c) \quad (\text{B6})$$

where $\sigma(\cdot)$ denotes element-wise application of the sigmoid function and \odot denotes the Hadamard product i.e. element-wise multiplication.

We can define an activation function analogous to the GLU function based on this phase shift operation as

$$\text{CisGLU}(E, W, V, b, c) = R(|E'_1|^2, \dots, |E'_M|^2)(VE + c) \quad (\text{B7})$$

where

$$E' = WE + b, \quad (\text{B8})$$

$W, V \in \mathbb{C}^{M \times M}$, $b, c \in \mathbb{C}^M$, and we use Cis in reference to the complex exponential. The activation function essentially consists of feeding the field intensities of E' into phase shift operations which are then applied to the field

$VE + c$. Using the fact that $R(\vec{\phi})$ is diagonal Eq. B7 can equivalently be written in a form more closely resembling Eq. B6 as

$$\text{CisGLU}(E, W, V, b, c) = \text{cis}(|E'|^2) \odot (VE + c) \quad (\text{B9})$$

$$= \left(e^{i|E'_1|^2}, \dots, e^{i|E'_M|^2} \right)^T \odot (VE + c). \quad (\text{B10})$$

One can envisage W, V may be implemented using interferometers and optical amplifiers/attenuators [11, 14], c, d may be implemented using field displacements and the values $|E_i|^2$ may be extracted via intensity measurements of the optical field.

We thus have a method of implementing an ONN with a nonlinear activation function, along with the necessary linear transformations, that comprise a simple fully connected neural network using laser interferometry. We leave the application of universal approximation theorems to this ONN to future work.

-
- [1] T. Brown, B. Mann, N. Ryder, M. Subbiah, J. D. Kaplan, P. Dhariwal, A. Neelakantan, P. Shyam, G. Sastry, A. Askell, et al., Language models are few-shot learners, *Advances in neural information processing systems* **33**, 1877 (2020).
 - [2] C. Raffel, N. Shazeer, A. Roberts, K. Lee, S. Narang, M. Matena, Y. Zhou, W. Li, and P. J. Liu, Exploring the limits of transfer learning with a unified text-to-text transformer, *Journal of machine learning research* **21**, 1 (2020).
 - [3] H. Touvron, T. Lavril, G. Izacard, X. Martinet, M.-A. Lachaux, T. Lacroix, B. Rozière, N. Goyal, E. Hambro, F. Azhar, et al., Llama: Open and efficient foundation language models, *arXiv preprint arXiv:2302.13971* (2023).
 - [4] D. Marković, A. Mizrahi, D. Querlioz, and J. Grollier, Physics for neuromorphic computing, *Nature Reviews Physics* **2**, 499 (2020).
 - [5] D. V. Christensen, R. Dittmann, B. Linares-Barranco, A. Sebastian, M. Le Gallo, A. Redaelli, S. Slesazeck, T. Mikolajick, S. Spiga, S. Menzel, et al., 2022 roadmap on neuromorphic computing and engineering, *Neuromorphic Computing and Engineering* **2**, 022501 (2022).
 - [6] A. Momeni, B. Rahmani, B. Scellier, L. G. Wright, P. L. McMahon, C. C. Wanjura, Y. Li, A. Skalli, N. G. Berloff, T. Onodera, et al., Training of physical neural networks, *Nature* **645**, 53 (2025).
 - [7] M. Chen, N. C. Menicucci, and O. Pfister, Experimental realization of multipartite entanglement of 60 modes of a quantum optical frequency comb, *Phys. Rev. Lett.* **112**, 120505 (2014).
 - [8] J.-i. Yoshikawa, S. Yokoyama, T. Kaji, C. Sornphiphatphong, Y. Shiozawa, K. Makino, and A. Furusawa, Invited article: Generation of one-million-mode continuous-variable cluster state by unlimited time-domain multiplexing, *APL Photonics* **1**, 060801 (2016).
 - [9] M. V. Larsen, X. Guo, C. R. Breum, J. S. Neergaard-Nielsen, and U. L. Andersen, Deterministic generation of a two-dimensional cluster state, *Science* **366**, 369 (2019), <https://science.sciencemag.org/content/366/6463/369.full.pdf>.
 - [10] W. Asavanant, Y. Shiozawa, S. Yokoyama, B. Charoensombutamon, H. Emura, R. N. Alexander, S. Takeda, J.-i. Yoshikawa, N. C. Menicucci, H. Yonezawa, and A. Furusawa, Generation of time-domain-multiplexed two-dimensional cluster state, *Science* **366**, 373 (2019), <https://science.sciencemag.org/content/366/6463/373.full.pdf>.
 - [11] N. Killoran, T. R. Bromley, J. M. Arrazola, M. Schuld, N. Quesada, and S. Lloyd, Continuous-variable quantum neural networks, *Physical Review Research* **1**, 033063 (2019).
 - [12] T. Austin, S. Bilodeau, A. Hayman, N. Rotenberg, and B. J. Shastri, Hybrid quantum-classical photonic neural networks, *npj Unconventional Computing* **2**, 29 (2025).
 - [13] S. Bangar, L. Sunny, K. Yeter-Aydeniz, and G. Siopsis, Experimentally realizable continuous-variable quantum neural networks, *Physical Review A* **108**, 042414 (2023).
 - [14] Y. Shen, N. C. Harris, S. Skirlo, M. Prabhu, T. Baehr-Jones, M. Hochberg, X. Sun, S. Zhao, H. Larochelle, D. Englund, et al., Deep learning with coherent nanophotonic circuits, *Nature photonics* **11**, 441 (2017).
 - [15] T. Wang, S.-Y. Ma, L. G. Wright, T. Onodera, B. C. Richard, and P. L. McMahon, An optical neural network using less than 1 photon per multiplication, *Nature Communications* **13**, 123 (2022).
 - [16] S. Pai, Z. Sun, T. W. Hughes, T. Park, B. Bartlett, I. A. Williamson, M. Minkov, M. Milanizadeh, N. Abebe, F. Morichetti, et al., Experimentally realized in situ back-propagation for deep learning in photonic neural networks, *Science* **380**, 398 (2023).
 - [17] J. M. Shainline, S. M. Buckley, R. P. Mirin, and S. W. Nam, Superconducting optoelectronic circuits for neuromorphic computing, *Physical Review Applied* **7**, 034013 (2017).

- (2017).
- [18] I. A. Williamson, T. W. Hughes, M. Minkov, B. Bartlett, S. Pai, and S. Fan, Reprogrammable electro-optic nonlinear activation functions for optical neural networks, *IEEE Journal of Selected Topics in Quantum Electronics* **26**, 1 (2019).
 - [19] R. Hamerly, L. Bernstein, A. Sludds, M. Soljačić, and D. Englund, Large-scale optical neural networks based on photoelectric multiplication, *Physical Review X* **9**, 021032 (2019).
 - [20] F. Ashtiani, A. J. Geers, and F. Aflatouni, An on-chip photonic deep neural network for image classification, *Nature* **606**, 501 (2022).
 - [21] Z. Chen, A. Sludds, R. Davis III, I. Christen, L. Bernstein, L. Ateshian, T. Heuser, N. Heermeier, J. A. Lott, S. Reitzenstein, et al., Deep learning with coherent vcsel neural networks, *Nature Photonics* **17**, 723 (2023).
 - [22] Z. Xue, T. Zhou, Z. Xu, S. Yu, Q. Dai, and L. Fang, Fully forward mode training for optical neural networks, *Nature* **632**, 280 (2024).
 - [23] S. Bandyopadhyay, A. Sludds, S. Krastanov, R. Hamerly, N. Harris, D. Bunandar, M. Streshinsky, M. Hochberg, and D. Englund, Single-chip photonic deep neural network with forward-only training, *Nature Photonics* **18**, 1335 (2024).
 - [24] K. Ji, G. Tirabassi, C. Masoller, L. Ge, and A. M. Yacomotti, Photonic neuromorphic computing using symmetry-protected zero modes in coupled nanolaser arrays, *Nature communications* **16**, 9203 (2025).
 - [25] J. L. Miller, Nonlinear optical computing doesn't need nonlinear optics, *Physics Today* **77**, 12 (2024).
 - [26] C. C. Wanjura and F. Marquardt, Fully nonlinear neuromorphic computing with linear wave scattering, *Nature Physics* **20**, 1434 (2024).
 - [27] M. Yildirim, N. U. Dinc, I. Oguz, D. Psaltis, and C. Moser, Nonlinear processing with linear optics, *Nature Photonics* **18**, 1076 (2024).
 - [28] F. Xia, K. Kim, Y. Eliezer, S. Han, L. Shaughnessy, S. Gigan, and H. Cao, Nonlinear optical encoding enabled by recurrent linear scattering, *Nature Photonics* **18**, 1067 (2024).
 - [29] W. Bogaerts, D. Pérez, J. Capmany, D. A. B. Miller, J. Poon, D. Englund, F. Morichetti, and A. Melloni, Programmable photonic circuits, *Nature* **586**, 207 (2020).
 - [30] S. L. Braunstein and P. van Loock, Quantum information with continuous variables, *Rev. Mod. Phys.* **77**, 513 (2005).
 - [31] C. Weedbrook, S. Pirandola, R. García-Patrón, N. J. Cerf, T. C. Ralph, J. H. Shapiro, and S. Lloyd, Gaussian quantum information, *Rev. Mod. Phys.* **84**, 621 (2012).
 - [32] O. Pfister, Continuous-variable quantum computing in the quantum optical frequency comb, *Journal of Physics B: Atomic, Molecular and Optical Physics* **53**, 012001 (2020).
 - [33] G. Adesso, S. Ragy, and A. R. Lee, Continuous variable quantum information: Gaussian states and beyond, *Open Systems & Information Dynamics* **21**, 1440001 (2014).
 - [34] A. Paszke, S. Gross, F. Massa, A. Lerer, J. Bradbury, G. Chanan, T. Killeen, Z. Lin, N. Gimelshein, L. Antiga, et al., Pytorch: An imperative style, high-performance deep learning library, *Advances in neural information processing systems* **32** (2019).
 - [35] M. Reck, A. Zeilinger, H. J. Bernstein, and P. Bertani, Experimental realization of any discrete unitary operator, *Physical review letters* **73**, 58 (1994).
 - [36] W. R. Clements, P. C. Humphreys, B. J. Metcalf, W. S. Kolthammer, and I. A. Walmsley, Optimal design for universal multiport interferometers, *Optica* **3**, 1460 (2016).
 - [37] L. Jing, Y. Shen, T. Dubcek, J. Peurifoy, S. Skirlo, Y. LeCun, M. Tegmark, and M. Soljačić, Tunable efficient unitary neural networks (eunn) and their application to rnns, in *International Conference on Machine Learning* (PMLR, 2017) pp. 1733–1741.
 - [38] C. M. Bishop and H. Bishop, *Deep learning: Foundations and concepts* (Springer Nature, 2023).
 - [39] B. Scellier and Y. Bengio, Equilibrium propagation: Bridging the gap between energy-based models and backpropagation, *Frontiers in computational neuroscience* **11**, 24 (2017).
 - [40] B. Scellier, Quantum equilibrium propagation: Gradient-descent training of quantum systems, *arXiv preprint arXiv:2406.00879* (2024).
 - [41] C. C. Wanjura and F. Marquardt, Quantum equilibrium propagation for efficient training of quantum systems based on onsager reciprocity, *Nature Communications* **16**, 6595 (2025).
 - [42] N. D. Cin, F. Marquardt, and C. C. Wanjura, Training nonlinear optical neural networks with scattering backpropagation, *arXiv preprint arXiv:2508.11750* (2025).
 - [43] V. Lopez-Pastor and F. Marquardt, Self-learning machines based on hamiltonian echo backpropagation, *Physical Review X* **13**, 031020 (2023).
 - [44] M. Schuld, V. Bergholm, C. Gogolin, J. Izaac, and N. Killoran, Evaluating analytic gradients on quantum hardware, *Physical Review A* **99**, 032331 (2019).
 - [45] V. Bergholm, J. Izaac, M. Schuld, C. Gogolin, S. Ahmed, V. Ajith, M. S. Alam, G. Alonso-Linaje, B. Akash-Narayanan, A. Asadi, et al., PennyLane: Automatic differentiation of hybrid quantum-classical computations, *arXiv preprint arXiv:1811.04968* (2018).
 - [46] R. Sweke, F. Wilde, J. Meyer, M. Schuld, P. K. Fährmann, B. Meynard-Piganeau, and J. Eisert, Stochastic gradient descent for hybrid quantum-classical optimization, *Quantum* **4**, 314 (2020).
 - [47] J. M. Kübler, A. Arrasmith, L. Cincio, and P. J. Coles, An adaptive optimizer for measurement-frugal variational algorithms, *Quantum* **4**, 263 (2020).
 - [48] J. L. Devore, K. N. Berk, and M. A. Carlton, *Modern mathematical statistics with applications* (Springer Nature, 2021).
 - [49] T. W. Hughes, M. Minkov, Y. Shi, and S. Fan, Training of photonic neural networks through in situ backpropagation and gradient measurement, *Optica* **5**, 864 (2018).
 - [50] D. P. Kingma and J. Ba, Adam: A method for stochastic optimization, in *International Conference on Learning Representations (ICLR)* (2015).
 - [51] I. Goodfellow, Y. Bengio, A. Courville, and Y. Bengio, *Deep learning*, Vol. 1 (MIT press Cambridge, 2016).
 - [52] F. Pedregosa, G. Varoquaux, A. Gramfort, V. Michel, B. Thirion, O. Grisel, M. Blondel, P. Prettenhofer, R. Weiss, V. Dubourg, et al., Scikit-learn: Machine learning in python, the *Journal of machine Learning research* **12**, 2825 (2011).
 - [53] G. James, D. Witten, T. Hastie, R. Tibshirani, and J. Taylor,

- An introduction to statistical learning: With applications in Python (Springer, 2023).
- [54] N. J. Cerf, G. Leuchs, and E. S. Polzik, *Quantum information with continuous variables of atoms and light* (World Scientific, 2007).
- [55] D. S. Lemons and P. Langevin, *An introduction to stochastic processes in physics* (JHU Press, 2002).
- [56] V. R. Anisetti, B. Scellier, and J. M. Schwarz, Learning by non-interfering feedback chemical signaling in physical networks, *Physical Review Research* **5**, 023024 (2023).
- [57] V. R. Anisetti, A. Kandala, B. Scellier, and J. Schwarz, Frequency propagation: Multimechanism learning in nonlinear physical networks, *Neural Computation* **36**, 596 (2024).
- [58] H. Zhang, M. Gu, X. Jiang, J. Thompson, H. Cai, S. Paesani, R. Santagati, A. Laing, Y. Zhang, M.-H. Yung, *et al.*, An optical neural chip for implementing complex-valued neural network, *Nature communications* **12**, 457 (2021).
- [59] S. Li and X. Mao, Training all-mechanical neural networks for task learning through in situ backpropagation, *Nature communications* **15**, 10528 (2024).
- [60] Q. Wang, C. C. Wanjura, and F. Marquardt, Training coupled phase oscillators as a neuromorphic platform using equilibrium propagation, *Neuromorphic Computing and Engineering* **4**, 034014 (2024).
- [61] M. Romera, P. Talatchian, S. Tsunegi, F. Abreu Araujo, V. Cros, P. Bortolotti, J. Trastoy, K. Yakushiji, A. Fukushima, H. Kubota, *et al.*, Vowel recognition with four coupled spin-torque nano-oscillators, *Nature* **563**, 230 (2018).
- [62] L. G. Wright, T. Onodera, M. M. Stein, T. Wang, D. T. Schachter, Z. Hu, and P. L. McMahon, Deep physical neural networks trained with backpropagation, *Nature* **601**, 549 (2022).
- [63] A. Momeni, B. Rahmani, M. Malléjac, P. Del Hougne, and R. Fleury, Backpropagation-free training of deep physical neural networks, *Science* **382**, 1297 (2023).
- [64] T. Onodera, M. M. Stein, B. A. Ash, M. M. Sohoni, M. Bosch, R. Yanagimoto, M. Jankowski, T. P. McKenna, T. Wang, G. Shvets, *et al.*, Arbitrary control over multimode wave propagation for machine learning, *Nature Physics* , 1 (2025).
- [65] R. A. Fisher, The use of multiple measurements in taxonomic problems, *Annals of eugenics* **7**, 179 (1936).
- [66] J. Hillenbrand, L. A. Getty, M. J. Clark, and K. Wheeler, Acoustic characteristics of american english vowels, *The Journal of the Acoustical society of America* **97**, 3099 (1995).
- [67] F. Tasker, J. Frazer, G. Ferranti, E. J. Allen, L. F. Brunel, S. Tanzilli, V. D'Auria, and J. C. F. Matthews, Silicon photonics interfaced with integrated electronics for 9 ghz measurement of squeezed light, *Nature Photonics* **15**, 11 (2021).
- [68] S. Lischke, A. Peczek, J. S. Morgan, K. Sun, D. Steckler, Y. Yamamoto, F. Korndörfer, C. Mai, S. Marschmeyer, M. Fräschke, A. Krüger, A. Beling, and L. Zimmermann, Ultra-fast germanium photodiode with 3-db bandwidth of 265 ghz, *Nature Photonics* **15**, 925 (2021).
- [69] G. Cybenko, Approximation by superpositions of a sigmoidal function, *Mathematics of control, signals and systems* **2**, 303 (1989).
- [70] M. Leshno, V. Y. Lin, A. Pinkus, and S. Schocken, Multilayer feedforward networks with a nonpolynomial activation function can approximate any function, *Neural networks* **6**, 861 (1993).
- [71] B. Scellier and S. Mishra, Universal approximation theorem for nonlinear resistive networks, *Physical Review Applied* **23**, 044009 (2025).
- [72] Y. N. Dauphin, A. Fan, M. Auli, and D. Grangier, Language modeling with gated convolutional networks, in *International conference on machine learning* (PMLR, 2017) pp. 933–941.
- [73] N. Shazeer, Glue variants improve transformer, *arXiv preprint arXiv:2002.05202* (2020).
- [74] H. Naveed, A. U. Khan, S. Qiu, M. Saqib, S. Anwar, M. Usman, N. Akhtar, N. Barnes, and A. Mian, A comprehensive overview of large language models, *ACM Transactions on Intelligent Systems and Technology* (2023).
- [75] A. Grattafiori, A. Dubey, A. Jauhri, A. Pandey, A. Kadian, A. Al-Dahle, A. Letman, A. Mathur, A. Schelten, A. Vaughan, *et al.*, The llama 3 herd of models, *arXiv preprint arXiv:2407.21783* (2024).
- [76] A. Yang, A. Li, B. Yang, B. Zhang, B. Hui, B. Zheng, B. Yu, C. Gao, C. Huang, C. Lv, *et al.*, Qwen3 technical report, *arXiv preprint arXiv:2505.09388* (2025).
- [77] B. Warner, A. Chaffin, B. Clavié, O. Weller, O. Hallström, S. Taghadouini, A. Gallagher, R. Biswas, F. Ladhak, T. Aarsen, *et al.*, Smarter, better, faster, longer: A modern bidirectional encoder for fast, memory efficient, and long context finetuning and inference, in *Proceedings of the 63rd Annual Meeting of the Association for Computational Linguistics* (2025) pp. 2526–2547.