

Asymptotic properties of multivariate Szász-Mirakyan distribution estimators on the nonnegative orthant

Guanjie Lyu^{*}, Frédéric Ouimet[†] and Cindy Feng[‡]

Abstract

The asymptotic properties of multivariate Szász–Mirakyan estimators for distribution functions supported on the nonnegative orthant are investigated. Explicit bias and variance expansions are derived on compact subsets of the interior, yielding sharp mean squared error characterizations and optimal smoothing rates. The analysis shows that the proposed Poisson smoothing yields a non-negligible variance reduction relative to the empirical distribution function, leading to asymptotic efficiency gains that can be quantified through local and global deficiency measures. The behavior of the estimator near the boundary of its support is examined separately. Under a boundary-layer scaling that preserves nondegenerate Poisson smoothing as the evaluation point approaches the boundary of $[0, \infty)^d$, bias and variance expansions are obtained that differ fundamentally from those in the interior region. In particular, the variance reduction mechanism disappears at leading order, implying that no asymptotically optimal smoothing parameter exists in the boundary regime. Central limit theorems and almost sure uniform consistency are also established. Together, these results provide a unified asymptotic theory for multivariate Szász–Mirakyan distribution estimation and clarify the distinct roles of smoothing in the interior and boundary regions.

Keywords: Asymptotic deficiency, bias-variance trade-off, boundary asymptotics, distribution function estimation, Lindeberg condition, nonparametric estimation, uniform consistency.

1 Introduction

Modeling and estimating multivariate distributions is a common task in many statistical settings, including structural reliability analysis (Li et al., 2013), survival studies (Dabrowska, 1988, 1989),

^{*}Corresponding author at: Department of Community Health and Epidemiology, Faculty of Medicine, Dalhousie University, Canada, E-mail: glyu@dal.ca

[†]Département de mathématiques et d’informatique, Université du Québec à Trois-Rivières, Trois-Rivières, Canada, E-mail: frederic.ouimet2@uqtr.ca

[‡]Department of Community Health and Epidemiology, Faculty of Medicine, Dalhousie University, Canada, E-mail: cindy.feng@dal.ca

and multivariate pollutant measurements (Schmidt and Gelfand, 2003), yet it remains technically delicate. On the nonnegative orthant $[0, \infty)^d$, the empirical cumulative distribution function (c.d.f.) is unbiased and uniformly consistent and therefore serves as a natural baseline estimator. However, its step-function form can exhibit unstable finite-sample behavior, motivating the development of smooth distribution estimators that preserve the interpretability and shape constraints of a c.d.f. while offering improved practical performance. At the same time, classical kernel-smoothing techniques face intrinsic difficulties on $[0, \infty)^d$: the challenge comes from the coordinate hyperplanes forming the boundary, i.e., the set where at least one component equals zero, where standard fixed symmetric kernel estimators can suffer from boundary bias (edge effects); see Funke and Hirukawa (2025) for a discussion.

To address boundary effects in kernel-based distribution function estimation on bounded or one-sided supports, one can incorporate explicit boundary modifications, such as boundary kernels or asymmetric kernels (Tenreiro, 2018; Zhang et al., 2020; Lafaye de Micheaux and Ouimet, 2021; Mombeni et al., 2021; Mansouri et al., 2024). However, such boundary-specific constructions can add extra tuning and analysis in boundary regions, motivating the consideration of simpler support-adapted alternatives. One such approach is to employ nonnegative-support approximation operators that are intrinsically adapted to $[0, \infty)^d$. In this spirit, Szász–Mirakyan-type constructions smooth the distribution function by averaging with Poisson weights over a data-dependent neighborhood that remains entirely within the support, thereby avoiding boundary leakage and respecting the geometry of the nonnegative orthant (Mirakjan, 1941; Szász, 1950). This operator-based approach is closely related to Bernstein polynomials in approximation theory (Lorentz, 1986) and provides a tractable framework for deriving explicit bias–variance expansions and for quantifying efficiency gains relative to the empirical c.d.f. in multivariate settings.

The Szász–Mirakyan operator has motivated sustained interest in statistical applications. Early work by Gawronski and Stadtmüller (1980, 1981) established asymptotic bias and variance properties for density and distribution function estimation on $[0, \infty)$, while subsequent analysis by Bouezmarni and Scaillet (2005) demonstrated weak, uniform, and L_1 consistency for density estimators and clarified how Poisson-based smoothing mitigates boundary bias at zero. More recently, Ouimet (2021) established a sharp Le Cam asymptotic equivalence between Poisson and Gaussian experiments and leveraged this connection to derive variance expansions of Szász–Mirakyan type estimators. A further development is due to Hanebeck and Klar (2021), who introduced a smooth estimator of univariate distribution functions on $[0, \infty)$ based on Szász–Mirakyan operators and showed that Poisson smoothing eliminates boundary bias and yields favorable mean squared error performance across a broad range of scenarios. The present work advances this line of research by extending Szász–Mirakyan smoothing to the multivariate setting and develops a unified asymp-

totic theory for distribution estimation on $[0, \infty)^d$. Related extensions of Poisson-based smoothing include the smooth Stute-type estimator of [Nafii et al. \(2024\)](#), which adapts the methodology to censored bivariate data.

In what follows, we introduce the multivariate Szász–Mirakyan operator and the associated smoothing of distribution functions on $[0, \infty)^d$. For $\mathbf{m} = (m_1, \dots, m_d) \in \mathbb{N}^d$, define the product–Poisson weights

$$P_{\mathbf{k}, \mathbf{m}}(\mathbf{x}) = \prod_{j=1}^d \exp(-m_j x_j) \frac{(m_j x_j)^{k_j}}{k_j!}, \quad \mathbf{k} \in \mathbb{N}_0^d, \mathbf{x} \in [0, \infty)^d,$$

and the Szász–Mirakyan smoothing of F by

$$F_{\mathbf{m}}(\mathbf{x}) = \sum_{\mathbf{k} \in \mathbb{N}_0^d} F\left(\frac{k_1}{m_1}, \dots, \frac{k_d}{m_d}\right) P_{\mathbf{k}, \mathbf{m}}(\mathbf{x}).$$

Let $\mathbf{X}_1, \dots, \mathbf{X}_n$ be a random sample from a d -variate distribution function F supported on $[0, \infty)^d$. For $\mathbf{x} = (x_1, \dots, x_d) \in [0, \infty)^d$ and a vector of smoothing parameters $\mathbf{m} = (m_1, \dots, m_d) \in \mathbb{N}^d$, the multivariate version of the Szász–Mirakyan distribution estimator is defined by

$$F_{\mathbf{m}, n}(\mathbf{x}) = \sum_{\mathbf{k} \in \mathbb{N}_0^d} F_n\left(\frac{\mathbf{k}}{\mathbf{m}}\right) P_{\mathbf{k}, \mathbf{m}}(\mathbf{x}). \quad (1.1)$$

Here, F_n denotes the empirical c.d.f. on $[0, \infty)^d$,

$$F_n(\mathbf{x}) = \frac{1}{n} \sum_{i=1}^n \mathbb{I}\{\mathbf{X}_i \leq \mathbf{x}\} = \frac{1}{n} \sum_{i=1}^n \prod_{j=1}^d \mathbb{I}\{X_{ij} \leq x_j\}, \quad (1.2)$$

where $\mathbf{X}_i = (X_{i1}, \dots, X_{id})^\top$ and the inequality is understood coordinatewise. Equivalently, let $W_{ij} = \lceil m_j X_{ij} \rceil$ ($i = 1, \dots, n$; $j = 1, \dots, d$), where $\lceil \cdot \rceil$ denotes the ceiling function, i.e., rounding a real number up to the smallest integer greater than or equal to it. Then estimator (1.1) admits the sample average representation

$$F_{\mathbf{m}, n}(\mathbf{x}) = \frac{1}{n} \sum_{i=1}^n \prod_{j=1}^d \mathbb{P}(\text{Poi}(m_j x_j) \geq W_{ij}), \quad (1.3)$$

where $\text{Poi}(\lambda)$ denotes a Poisson random variable with mean λ .

Throughout the paper, let $\|\cdot\|_\infty$ denote the uniform norm and $\|\cdot\|_1$ the ℓ_1 -norm. The notation $u = O(v)$ means that $\limsup |u/v| \leq C < \infty$ as $m \rightarrow \infty$ or $n \rightarrow \infty$, depending on the context. The positive constant C may depend on the target distribution function F and the dimension d , but no other other variables unless explicitly written as a subscript. In the proof of [Theorem 2.6](#), a common occurrence is a local dependence of the asymptotics on a given point $\mathbf{x} \in (0, \infty)^d$, in which

case one writes $u = O_{\mathbf{x}}(v)$. Similarly, the notation $u = o(v)$ means that $\lim |u/v| = 0$ as $m \rightarrow \infty$ or $n \rightarrow \infty$. Subscripts indicate which parameters the convergence rate can depend on. The notation $u \asymp v$ means that $u = O(v)$ and $v = O(u)$ hold simultaneously.

The remainder of the paper is organized as follows. [Section 2](#) studies the interior asymptotic properties of the Szász–Mirakyan estimator, including bias–variance expansions, mean squared error analysis, asymptotic deficiency, and limit theorems. [Section 3](#) investigates the estimator’s behavior near the boundary of $[0, \infty)^d$, deriving bias and variance expansions under a boundary-layer scaling and highlighting the fundamental differences between interior and boundary regimes. [Section 4](#) reports a Monte Carlo simulation study comparing the empirical c.d.f. F_n and the Szász–Mirakyan estimator $F_{\mathbf{m},n}$ on compact interior regions and illustrating data-driven smoothing selection via least-squares cross-validation. Finally, [Section 5](#) concludes with a discussion of the main findings and directions for future research.

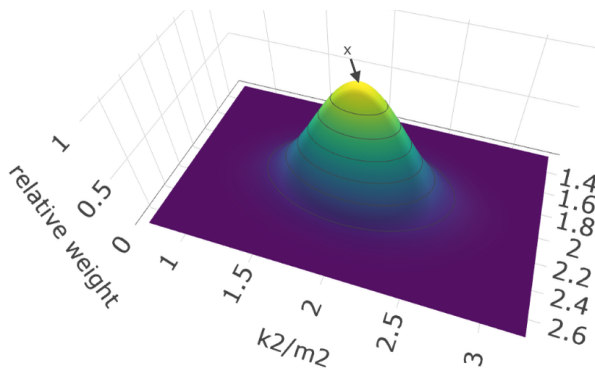
2 Interior properties

The multivariate Szász–Mirakyan estimator we propose admits anisotropic smoothing through the use of coordinate-specific smoothing parameters $\mathbf{m} = (m_1, \dots, m_d)$, allowing the components of \mathbf{m} to differ provides greater flexibility by accommodating direction-dependent Poisson smoothing around the evaluation point. [Figure 1](#) illustrates the effective Poisson smoothing induced by the Szász–Mirakyan estimator at a fixed interior evaluation point \mathbf{x} . In the anisotropic case ($m_1 \neq m_2$), the smoothing neighborhood is direction-dependent, with elongated level sets along the coordinate associated with the smaller smoothing parameter, reflecting greater dispersion of the Poisson weights. By contrast, the isotropic case ($m_1 = m_2$) yields symmetric level sets, indicating uniform localization across coordinates. This geometric distinction provides intuition for the coordinate-wise behavior captured by the asymptotic bias and variance expansions.

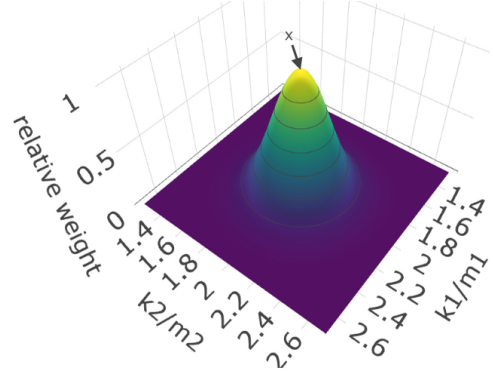
To study the asymptotic behavior of the Szász–Mirakyan distribution estimator in the interior of its support, we restrict attention to compact subsets of $(0, \infty)^d$, away from boundary effects. The following regularity condition guarantees that local Taylor expansions of the distribution function are valid uniformly in a neighbourhood of the evaluation point, which is essential for deriving sharp bias and variance expansions.

Assumption 2.1. *The distribution function F is twice continuously differentiable on $(0, \infty)^d$. Moreover, for every compact set $S \subset (0, \infty)^d$ there exist constants $\delta_S > 0$ and $M_S < \infty$ such that*

$$\sup_{\mathbf{y} \in \mathcal{N}_{\delta_S}(S)} \max_{1 \leq i \leq d} |\partial_{x_i} F(\mathbf{y})| \leq M_S, \quad \sup_{\mathbf{y} \in \mathcal{N}_{\delta_S}(S)} \max_{1 \leq i, j \leq d} |\partial_{x_i x_j}^2 F(\mathbf{y})| \leq M_S,$$



(a) Anisotropic smoothing ($m_1 \neq m_2$).



(b) Isotropic smoothing ($m_1 = m_2$).

Figure 1: Schematic Poisson smoothing surfaces for the bivariate Szász–Mirakyan estimator evaluated at a fixed interior point \mathbf{x} .

where

$$\mathcal{N}_{\delta_S}(S) := \left\{ \mathbf{y} \in (0, \infty)^d : \exists \mathbf{z} \in S \text{ with } \|\mathbf{y} - \mathbf{z}\|_1 \leq \delta_S \right\}.$$

Under Assumption 2.1, the Poisson smoothing induced by the Szász–Mirakyan operator admits a second–order expansion with uniformly controlled remainder on compact subsets of $(0, \infty)^d$. In particular, the centering property of the Poisson kernel eliminates first–order bias terms, while bounded second derivatives of F determine the leading contribution to the smoothing bias. The results below derive explicit bias and variance expansions for $F_{m,n}$, which provide the foundation for the mean squared error analysis, optimal smoothing rates, and the deficiency comparisons developed in subsequent subsections.

2.1 Bias and variance expansions

The following proposition provides a uniform second–order expansion of the smoothed distribution function on interior compact sets, which isolates the leading contribution of the operator bias.

Proposition 2.2. *Suppose Assumption 2.1 holds. Then, for every compact set $S \subset (0, \infty)^d$, as $m_{\min} = \min_{1 \leq j \leq d} m_j \rightarrow \infty$,*

$$F_{\mathbf{m}}(\mathbf{x}) = F(\mathbf{x}) + \frac{1}{2} \sum_{j=1}^d \frac{x_j}{m_j} \partial_{x_j x_j}^2 F(\mathbf{x}) + o(m_{\min}^{-1}),$$

uniformly for $\mathbf{x} \in S$.

Proof. The proof is given in [Appendix A](#). □

The result provides the deterministic component of the asymptotic error and serves as the basis for analyzing the stochastic behavior of the empirical estimator. In particular, it allows the smoothing bias to be combined with sampling variability in order to derive the joint bias–variance expansion of $F_{\mathbf{m},n}$ in the next theorem.

Theorem 2.3. *Suppose Assumption 2.1 holds. Then, for every compact $S \subset (0, \infty)^d$,*

$$\text{Bias}(F_{\mathbf{m},n}(\mathbf{x})) = \mathbb{E}[F_{\mathbf{m},n}(\mathbf{x})] - F(\mathbf{x}) = \frac{1}{2} \sum_{j=1}^d \frac{x_j}{m_j} \partial_{x_j x_j}^2 F(\mathbf{x}) + o(m_{\min}^{-1}), \quad \forall \mathbf{x} \in S,$$

and

$$\text{Var}(F_{\mathbf{m},n}(\mathbf{x})) = n^{-1} \sigma^2(\mathbf{x}) - n^{-1} V(\mathbf{x}; \mathbf{m}) + o(n^{-1} m_{\min}^{-1/2}), \quad \forall \mathbf{x} \in S,$$

as $m_{\min} = \min_{1 \leq j \leq d} m_j \rightarrow \infty$ and $n \rightarrow \infty$, where

$$\sigma^2(\mathbf{x}) = F(\mathbf{x})\{1 - F(\mathbf{x})\}, \quad V(\mathbf{x}; \mathbf{m}) = \sum_{j=1}^d m_j^{-1/2} \partial_{x_j} F(\mathbf{x}) \sqrt{\frac{x_j}{\pi}}.$$

Proof. The proof is given in [Appendix A](#). □

The bias–variance expansion derived above implies that the leading bias of $F_{\mathbf{m},n}(\mathbf{x})$ coincides with that of the deterministic smoothed estimator $F_{\mathbf{m}}(\mathbf{x})$, while the variance differs from that of the empirical distribution function by a negative correction term of order $n^{-1} m_{\min}^{-1/2}$. This correction depends on the local slope of F through its first–order partial derivatives and captures the variance–stabilizing effect of Poisson smoothing. Consequently, the estimator exhibits a nontrivial bias–variance trade–off, i.e., larger values of \mathbf{m} reduce the smoothing bias but weaken the variance reduction, whereas smaller values of \mathbf{m} strengthen variance stabilization at the expense of increased bias.

2.2 Mean squared error and optimal smoothing

This subsection studies the mean squared error of the Szász–Mirakyan estimator by combining the bias and variance expansions obtained in the previous subsection. The resulting expressions allow us to identify optimal smoothing rates.

Corollary 2.4. *Assume Assumption 2.1 and take equal smoothing levels $m_1 = \dots = m_d \equiv m$. Then, for every compact set $S \subset (0, \infty)^d$ and uniformly for $\mathbf{x} \in S$, as $n \rightarrow \infty$ and $m \rightarrow \infty$,*

$$\text{MSE}(F_{\mathbf{m},n}(\mathbf{x})) = n^{-1} \sigma^2(\mathbf{x}) - n^{-1} m^{-1/2} V(\mathbf{x}) + m^{-2} B^2(\mathbf{x}) + o(n^{-1} m^{-1/2}) + o(m^{-2}),$$

where

$$\sigma^2(\mathbf{x}) = F(\mathbf{x})\{1 - F(\mathbf{x})\}, \quad V(\mathbf{x}) = \sum_{j=1}^d \partial_{x_j} F(\mathbf{x}) \sqrt{\frac{x_j}{\pi}}, \quad B(\mathbf{x}) = \frac{1}{2} \sum_{j=1}^d x_j \partial_{x_j x_j}^2 F(\mathbf{x}).$$

In particular, if $V(\mathbf{x}) \cdot B(\mathbf{x}) \neq 0$, the asymptotically optimal choice of m with respect to the MSE at \mathbf{x} is

$$m_{\text{opt}}(\mathbf{x}) = n^{2/3} \left[\frac{4 B^2(\mathbf{x})}{V(\mathbf{x})} \right]^{2/3},$$

in which case

$$\text{MSE}(F_{m_{\text{opt}},n}(\mathbf{x})) = n^{-1} \sigma^2(\mathbf{x}) - n^{-4/3} \frac{3}{4} \left[\frac{V^4(\mathbf{x})}{4 B^2(\mathbf{x})} \right]^{1/3} + o(n^{-4/3}).$$

Corollary 2.4 makes explicit the competing contributions of variance reduction and smoothing bias in the mean squared error of the Szász–Mirakyan estimator under isotropic smoothing. The negative term of order $n^{-1}m^{-1/2}$ reflects the variance stabilization induced by Poisson smoothing, while the positive term of order m^{-2} captures the second-order bias identified in Proposition 2.2. Balancing these two terms yields an optimal smoothing rate $m_{\text{opt}}(x) \asymp n^{2/3}$, which coincides with the critical regime where neither bias nor variance dominates.

The next result extends this analysis to an integrated setting, allowing for a global assessment of smoothing performance over compact subsets of $(0, \infty)^d$. The following provides a similar result for the integrated MSE.

Corollary 2.5. *Assume Assumption 2.1 and take equal smoothing levels $m_1 = \dots = m_d \equiv m$. Then, for every compact set $S \subset (0, \infty)^d$, as $n \rightarrow \infty$ and $m \rightarrow \infty$,*

$$\begin{aligned} \text{IMSE}_S(F_{\mathbf{m},n}) &= n^{-1} \int_S \sigma^2(\mathbf{x}) \, d\mathbf{x} - n^{-1} m^{-1/2} \int_S V(\mathbf{x}) \, d\mathbf{x} \\ &\quad + m^{-2} \int_S B^2(\mathbf{x}) \, d\mathbf{x} + o(n^{-1} m^{-1/2}) + o(m^{-2}). \end{aligned}$$

In particular, if $\int_S B^2(\mathbf{x}) \, d\mathbf{x} > 0$, the asymptotically optimal choice of m with respect to IMSE_S is

$$m_{\text{opt}} = n^{2/3} \left[\frac{4 \int_S B^2(\mathbf{x}) \, d\mathbf{x}}{\int_S V(\mathbf{x}) \, d\mathbf{x}} \right]^{2/3},$$

in which case, as $n \rightarrow \infty$,

$$\text{IMSE}_S(F_{m_{\text{opt}},n}) = n^{-1} \int_S \sigma^2(\mathbf{x}) \, d\mathbf{x} - n^{-4/3} \frac{3}{4} \left[\frac{\left\{ \int_S V(\mathbf{x}) \, d\mathbf{x} \right\}^4}{4 \int_S B^2(\mathbf{x}) \, d\mathbf{x}} \right]^{1/3} + o(n^{-4/3}).$$

The optimal rate obtained here coincides with the critical smoothing regime identified in the pointwise analysis and reflects the balance between the variance reduction induced by Poisson smoothing and the second-order bias of the operator.

The resulting rate is comparable to that obtained for kernel distribution estimators and Bernstein polynomial estimators under analogous smoothness conditions, while retaining the advantage of respecting the nonnegative orthant support of the distribution. In particular, unlike kernel methods, the Szász–Mirakyan estimator avoids boundary corrections on $[0, \infty)^d$, and, in contrast to Bernstein estimators, naturally accommodates unbounded support, making it a flexible alternative for distribution estimation on the nonnegative orthant. These MSE and IMSE analyses set the stage for the efficiency comparison with the empirical c.d.f. developed in the next subsection.

2.3 Asymptotic deficiency of the empirical c.d.f.

This subsection compares the efficiency of the empirical c.d.f. and the Szász–Mirakyan estimator through local and global deficiency measures. These quantities characterize the effective sample size required by the empirical c.d.f. to achieve the same mean squared error performance as the smoothed estimator.

Theorem 2.6. *For every compact set $S \subset (0, \infty)^d$, fix $\mathbf{x} \in S$ such that $0 < F(\mathbf{x}) < 1$ and $\sigma^2(\mathbf{x}) = F(\mathbf{x})\{1 - F(\mathbf{x})\} > 0$. Define the local deficiency of the empirical c.d.f. F_n relative to the Szász–Mirakyan estimator $F_{\mathbf{m},n}$ at \mathbf{x} by*

$$L^{\text{SM}}(n, \mathbf{x}) := \min \left\{ k \in \mathbb{N} : \text{MSE}(F_k(\mathbf{x})) \leq \text{MSE}(F_{\mathbf{m},n}(\mathbf{x})) \right\},$$

and define the global deficiency of the empirical c.d.f. F_n relative to $F_{\mathbf{m},n}$ on S by

$$G_S^{\text{SM}}(n) := \min \left\{ k \in \mathbb{N} : \text{IMSE}_S(F_k) \leq \text{IMSE}_S(F_{\mathbf{m},n}) \right\},$$

where F_k denotes the empirical c.d.f. based on a sample of size k . Assume Assumption 2.1 and take equal smoothing levels $m_1 = \dots = m_d \equiv m$. Then, if $nm^{-2} \rightarrow 0$,

$$L^{\text{SM}}(n, \mathbf{x}) = n\{1 + o_{\mathbf{x}}(1)\} \quad \text{and} \quad G_S^{\text{SM}}(n) = n\{1 + o(1)\}.$$

Moreover,

(i) (High-smoothing regime.) if $mn^{-2/3} \rightarrow \infty$ and $mn^{-2} \rightarrow 0$, then

$$\begin{aligned} L^{\text{SM}}(n, \mathbf{x}) - n &= \frac{n}{m^{1/2}} \left\{ \frac{V(\mathbf{x})}{\sigma^2(\mathbf{x})} + o_{\mathbf{x}}(1) \right\}, \\ G_S^{\text{SM}}(n) - n &= \frac{n}{m^{1/2}} \left\{ \frac{\int_S V(\mathbf{x}) d\mathbf{x}}{\int_S \sigma^2(\mathbf{x}) d\mathbf{x}} + o(1) \right\}; \end{aligned} \tag{2.1}$$

(ii) (Critical regime.) if $mn^{-2/3} \rightarrow c$, where c is a positive constant, then

$$\begin{aligned} L^{\text{SM}}(n, \mathbf{x}) - n &= n^{2/3} \left\{ c^{-1/2} \frac{V(\mathbf{x})}{\sigma^2(\mathbf{x})} - c^{-2} \frac{B^2(\mathbf{x})}{\sigma^2(\mathbf{x})} + o_{\mathbf{x}}(1) \right\}, \quad n \rightarrow \infty, \\ G_S^{\text{SM}}(n) - n &= n^{2/3} \left\{ c^{-1/2} \frac{\int_S V(\mathbf{x}) d\mathbf{x}}{\int_S \sigma^2(\mathbf{x}) d\mathbf{x}} - c^{-2} \frac{\int_S B^2(\mathbf{x}) d\mathbf{x}}{\int_S \sigma^2(\mathbf{x}) d\mathbf{x}} + o(1) \right\}, \quad n \rightarrow \infty. \end{aligned} \tag{2.2}$$

Here, $V(\mathbf{x})$ and $B(\mathbf{x})$ are defined in Corollary 2.4. In particular, under either regime,

$$L^{\text{SM}}(n, \mathbf{x}) - n \longrightarrow \infty, \quad \text{and} \quad G_S^{\text{SM}}(n) - n \longrightarrow \infty,$$

so the empirical c.d.f. is asymptotically deficient with respect to the Szász–Mirakyan c.d.f. estimator at the point \mathbf{x} .

Proof. The proof is given in Appendix A. □

The terminology “high-smoothing” and “critical” reflects the relative magnitude of the variance-reduction and bias terms in the local mean squared error expansion. In the high-smoothing regime, the smoothing bias is asymptotically negligible relative to the variance reduction, so that the efficiency gain of the Szász–Mirakyan estimator is driven primarily by variance stabilization. In contrast, the critical regime corresponds to a balance between bias and variance corrections, where both contributions enter at the same asymptotic order. This balance produces a phase transition in the efficiency behaviour, with the deficiency growth rate depending explicitly on both curvature and slope characteristics of the underlying distribution function.

A “low-smoothing” regime, characterized by $mn^{-2/3} \rightarrow 0$, is not considered here. In this case, the smoothing bias dominates the variance reduction, and the mean squared error of the Szász–Mirakyan estimator exceeds that of the empirical c.d.f. asymptotically, so that no efficiency gain can be achieved. Consequently, only the high-smoothing and critical regimes are relevant for establishing asymptotic superiority of the smoothed estimator in terms of deficiency.

2.4 Limit distributions and uniform consistency

This subsection establishes the asymptotic distributional behavior and uniform consistency of the Szász–Mirakyan distribution estimator on interior compact sets. These results complement the mean squared error and deficiency analyses by showing that smoothing does not alter the first-order limiting distribution of the estimator under suitable growth conditions on the smoothing parameters.

Theorem 2.7. *Suppose Assumption 2.1 holds. Fix $\mathbf{x} \in (0, \infty)^d$ such that $F(\mathbf{x}) \in (0, 1)$. Then the following convergence results hold.*

(a) *If $m_{\min} \rightarrow \infty$ as $n \rightarrow \infty$, then*

$$\sqrt{n} \left\{ F_{\mathbf{m},n}(\mathbf{x}) - \mathbb{E}[F_{\mathbf{m},n}(\mathbf{x})] \right\} \xrightarrow{d} \mathcal{N}\left(0, F(\mathbf{x})\{1 - F(\mathbf{x})\}\right). \quad (2.3)$$

(b) *If, in addition, $\sqrt{n} m_{\min}^{-1} \rightarrow 0$, then*

$$\sqrt{n} \left\{ F_{\mathbf{m},n}(\mathbf{x}) - F(\mathbf{x}) \right\} \xrightarrow{d} \mathcal{N}\left(0, F(\mathbf{x})\{1 - F(\mathbf{x})\}\right).$$

Proof. The proof is given in [Appendix A](#). □

The results show that the Szász–Mirakyan estimator shares the same first-order asymptotic distribution as the empirical c.d.f. at interior points. Centering by the smoothed mean yields a central limit theorem under the minimal requirement that the smoothing parameters diverge, while additional undersmoothing ensures that the bias becomes asymptotically negligible and centering by the true distribution function is valid. As a result, Poisson smoothing improves finite-sample efficiency without affecting the classical \sqrt{n} convergence rate or limiting variance. Almost sure uniform consistency of the Szász–Mirakyan estimator on compact subsets of the nonnegative orthant is provided in the following theorem.

Theorem 2.8. *Assume that F is continuous on every compact subset of $[0, \infty)^d$. Then, for any $L > 0$,*

$$\sup_{\mathbf{x} \in [0, L]^d} |F_{\mathbf{m}, n}(\mathbf{x}) - F(\mathbf{x})| \xrightarrow{a.s.} 0,$$

as $n \rightarrow \infty$ and $m_{\min} \rightarrow \infty$. Consequently, $F_{\mathbf{m}, n}$ converges to F almost surely, uniformly on compact subsets of $[0, \infty)^d$.

Proof. The proof is given in [Appendix A](#). □

3 Near boundary properties

This section investigates the behavior of the Szász–Mirakyan distribution estimator in neighborhoods of the boundary of its support, where standard interior asymptotic expansions no longer apply.

To characterize the leading bias and variance terms in this regime, we impose additional smoothness conditions on the distribution function in a neighborhood of the boundary. In particular, the following assumption ensures that F admits well-defined second-order expansions along boundary faces, which allows the effect of smoothing to be isolated as the evaluation point approaches the boundary at a rate determined by the smoothing parameters.

Assumption 3.1. *Let $\mathcal{X} = [0, \infty)^d$. Assume that the distribution function F admits a density f and that F is twice continuously differentiable on a neighborhood of the boundary $\partial\mathcal{X} := \{\mathbf{x} \in \mathcal{X} : \min_{1 \leq j \leq d} x_j = 0\}$; that is, there exists $\delta > 0$ such that*

$$\max_{1 \leq j \leq d} \sup_{\mathbf{x}: \min_j x_j \leq \delta} |\partial_{x_j} F(\mathbf{x})| < \infty, \quad \max_{1 \leq i, j \leq d} \sup_{\mathbf{x}: \min_j x_j \leq \delta} |\partial_{x_i x_j}^2 F(\mathbf{x})| < \infty.$$

The following two theorems characterize the bias and variance expansions of $F_{\mathbf{m}, n}$ in a neighborhood of the boundary. The scaling $x_j = \lambda_j/m_j$ represents the natural boundary-layer regime

of the Szász–Mirakyan operator, ensuring that the Poisson kernel remains nondegenerate as the evaluation point approaches the boundary. This rate uniquely separates interior behavior from degenerate smoothing and leads to asymptotic bias and variance expansions that differ fundamentally from those obtained away from the boundary.

Theorem 3.2. Fix $L > 0$ and, for each $\mathbf{m} = (m_1, \dots, m_d)$ with $m_{\min} = \min_{1 \leq j \leq d} m_j \rightarrow \infty$, set

$$\mathbf{x} = \left(\frac{\lambda_1}{m_1}, \dots, \frac{\lambda_d}{m_d} \right), \quad (\lambda_1, \dots, \lambda_d) \in [0, L]^d.$$

Under Assumption 3.1,

$$\text{Bias}(F_{\mathbf{m},n}(\mathbf{x})) = \mathbb{E}[F_{\mathbf{m},n}(\mathbf{x})] - F(\mathbf{x}) = \frac{1}{2} \sum_{j=1}^d \frac{\lambda_j}{m_j^2} \partial_{x_j x_j}^2 F(x^{(j,0)}) + o(m_{\min}^{-2}),$$

uniformly over $(\lambda_1, \dots, \lambda_d) \in [0, L]^d$, where $x^{(j,0)} := (x_1, \dots, x_{j-1}, 0, x_{j+1}, \dots, x_d)$. Note that if $x_j = 0$ for some j , then $F_{\mathbf{m},n}(\mathbf{x}) = 0$ almost surely, so the bias is trivially zero in this case.

Proof. The proof is given in [Appendix A](#). □

An immediate implication of Theorem 3.2 is that the Szász–Mirakyan estimator retains a second-order bias structure as the evaluation point approaches the boundary of the support. In particular, no first-order boundary bias arises, and the leading bias term remains of order m_{\min}^{-2} , reflecting the support-preserving and centered nature of the Poisson smoothing operator. Interpreting the Poisson smoothing parameter through the effective bandwidth scaling $h \asymp m_{\min}^{-1}$, the resulting boundary bias is of order $O(h^2)$. This rate is substantially smaller than the $O(h)$ boundary bias typically exhibited by classical kernel distribution estimators on compact supports in the absence of correction, and it coincides with the $O(h^2)$ boundary bias achieved by boundary kernel distribution estimators such as those studied in [Zhang et al. \(2020\)](#). The result highlights the intrinsic boundary adaptivity of the proposed estimator.

Theorem 3.3. Fix $L > 0$ and, for each $\mathbf{m} = (m_1, \dots, m_d)$ with $m_{\min} = \min_{1 \leq j \leq d} m_j \rightarrow \infty$, set

$$\mathbf{x} = \left(\frac{\lambda_1}{m_1}, \dots, \frac{\lambda_d}{m_d} \right), \quad (\lambda_1, \dots, \lambda_d) \in [0, L]^d.$$

Assume that F satisfies Assumption 3.1. Then, as $m_{\min} \rightarrow \infty$ and $n \rightarrow \infty$,

$$\text{Var}(F_{\mathbf{m},n}(\mathbf{x})) = \frac{1}{n} \sigma^2(\mathbf{x}) + O(n^{-1} m_{\min}^{-1}),$$

uniformly over $(\lambda_1, \dots, \lambda_d) \in [0, L]^d$, where $\sigma^2(\mathbf{x}) = F(\mathbf{x})\{1 - F(\mathbf{x})\}$. Note that if $x_j = 0$ for some j , then $F_{\mathbf{m},n}(\mathbf{x}) = 0$ almost surely, so the variance is trivially zero in this case.

Proof. The proof is given in [Appendix A](#). □

Note that the variance term has the same asymptotic order as that of the boundary kernel distribution estimator studied in [Zhang et al. \(2020\)](#). Combining the bias and variance expansions obtained above yields a precise characterization of the mean squared error of the Szász–Mirakyan estimator in the boundary region. The following corollary summarizes the leading MSE behavior when the evaluation point approaches the boundary at the rate $x_j = \lambda_j/m_j$.

Corollary 3.4. *Fix $L > 0$ and let*

$$\mathbf{x} = \left(\frac{\lambda_1}{m_1}, \dots, \frac{\lambda_d}{m_d} \right), \quad (\lambda_1, \dots, \lambda_d) \in [0, L]^d,$$

with $m_{\min} = \min_{1 \leq j \leq d} m_j \rightarrow \infty$. Suppose Assumption 3.1 holds. Then, as $n \rightarrow \infty$ and $m_{\min} \rightarrow \infty$, the mean squared error satisfies

$$\begin{aligned} \text{MSE}(F_{\mathbf{m},n}(\mathbf{x})) &= \text{Var}(F_{\mathbf{m},n}(\mathbf{x})) + \text{Bias}(F_{\mathbf{m},n}(\mathbf{x}))^2 \\ &= \frac{1}{n} F(\mathbf{x}) \{1 - F(\mathbf{x})\} + \frac{1}{4} \left(\sum_{j=1}^d \frac{\lambda_j}{m_j^2} \partial_{x_j x_j}^2 F(\mathbf{x}^{(j,0)}) \right)^2 \\ &\quad + O(n^{-1} m_{\min}^{-1}) + o(m_{\min}^{-4}), \end{aligned}$$

uniformly for $(\lambda_1, \dots, \lambda_d) \in [0, L]^d$. If $x_j = 0$ for some j , then under our absolute continuity assumptions $F_{\mathbf{m},n}(\mathbf{x}) = 0$ almost surely, so $\text{MSE}(F_{\mathbf{m},n}(\mathbf{x})) = 0$ in this corner case.

Note that even when the smoothing parameters are chosen isotropically, $m_1 = \dots = m_d \equiv m$, there is no asymptotically optimal choice of m for minimizing the mean squared error in this boundary regime. Indeed, the leading variance term remains $n^{-1} F(x) \{1 - F(x)\}$ and is independent of m , while the leading bias contribution is of strictly smaller order, namely $O(m^{-4})$. As a result, the usual bias–variance tradeoff collapses near the boundary: increasing m does not reduce the dominant variance term but only suppresses higher-order remainder terms. Consequently, the asymptotic MSE is minimized by taking m as large as allowed within the asymptotic framework, and no finite optimal smoothing parameter emerges in this regime.

This contrasts sharply with the interior region studied in [Section 2](#), where the MSE admits a nontrivial bias–variance trade-off. There, Poisson smoothing produces a variance reduction of order $n^{-1} m^{-1/2}$ while the smoothing bias contributes a term of order m^{-2} , leading to an interior-optimal rate $m_{\text{opt}} \asymp n^{2/3}$. Near the boundary, the effective smoothing scale becomes $x_j = \lambda_j/m_j \rightarrow 0$, and the variance reduction term that drives the interior efficiency gains vanishes from the leading expansion. As a result, the boundary behavior is dominated by the baseline binomial variance term, and smoothing primarily affects only higher-order corrections rather than inducing an interior-type phase transition.

4 Simulation study

This section reports a Monte Carlo study comparing the empirical c.d.f. F_n and the multivariate Szász–Mirakyan estimator $F_{\mathbf{m},n}$, defined in Equations (1.1) and (1.2), respectively. The primary goal is to illustrate, on compact interior regions, the integrated risk behavior predicted by the bias–variance and IMSE expansions derived in Section 2. In particular, Corollary 2.5 shows that, under interior smoothing levels of critical order $m \asymp n^{2/3}$, Poisson smoothing yields a second–order reduction in integrated mean squared error relative to the empirical c.d.f.

4.1 Models, evaluation region, and performance criteria

Fix a small constant $\delta > 0$ and define the compact interior region

$$S_\delta := [\delta, \delta^{-1}]^d \subset (0, \infty)^d, \quad |S_\delta| = (\delta^{-1} - \delta)^d.$$

All integrated criteria below are computed over S_δ , which is bounded away from the boundary $\partial[0, \infty)^d$ and hence falls under the interior asymptotic regime of Section 2. Throughout, $\delta = 0.05$. The sample sizes are

$$n \in \{25, 50, 100, 200, 400\}.$$

Data generating mechanisms. We consider two representative multivariate distributions on $[0, \infty)^d$ with smooth c.d.f. on $(0, \infty)^d$. For simplicity, we only report results for $d = 2$.

(M1) (*Independent Gamma, isotropic scale.*) Let X_1, \dots, X_d be independent with

$$X_j \sim \text{Gamma}(\alpha, \beta), \quad (\alpha, \beta) = (2, 1), \quad j = 1, \dots, d,$$

so that $F(\mathbf{x}) = \prod_{j=1}^d F_\Gamma(x_j; \alpha, \beta)$ is available in closed form via the regularized lower incomplete gamma function.

(M2) (*Dependent Clayton copula with Gamma marginals.*) Let (U_1, \dots, U_d) follow a Clayton copula with parameter $\theta > 0$,

$$C_\theta(\mathbf{u}) = \left(\sum_{j=1}^d u_j^{-\theta} - d + 1 \right)^{-1/\theta}, \quad \mathbf{u} \in (0, 1]^d,$$

and set $X_j = F_\Gamma^{-1}(U_j; \alpha, \beta)$ with $(\alpha, \beta) = (2, 1)$. Then

$$F(\mathbf{x}) = C_\theta\left(F_\Gamma(x_1; \alpha, \beta), \dots, F_\Gamma(x_d; \alpha, \beta)\right), \quad \mathbf{x} \in [0, \infty)^d,$$

with $\theta = 2$ in our implementation.

Estimators compared. For each Monte Carlo replication, we compute:

- (i) the empirical c.d.f. $F_n(\mathbf{x})$;
- (ii) the Szász–Mirakyan estimator $F_{\mathbf{m}^*,n}(\mathbf{x})$ with \mathbf{m}^* selected by least-squares cross-validation (Section 4.2 below).

Integrated squared error and Monte Carlo risk. For any c.d.f. estimator \hat{F} , define the integrated squared error (ISE) over S_δ by

$$\text{ISE}_{S_\delta}(\hat{F}) := \int_{S_\delta} \{\hat{F}(\mathbf{x}) - F(\mathbf{x})\}^2 d\mathbf{x}. \quad (4.1)$$

The corresponding integrated mean squared error (IMSE) is $\text{IMSE}_{S_\delta}(\hat{F}) := \mathbb{E}[\text{ISE}_{S_\delta}(\hat{F})]$. We approximate $\text{ISE}_{S_\delta}(\hat{F})$ numerically using a quasi–Monte Carlo (QMC) rule. Specifically, let $\{\mathbf{u}_g\}_{g=1}^G \subset [0, 1]^d$ be a low-discrepancy point set and map it to S_δ via

$$\mathbf{x}_g = \delta \mathbf{1}_d + (\delta^{-1} - \delta) \mathbf{u}_g, \quad g = 1, \dots, G,$$

so that

$$\text{ISE}_{S_\delta}(\hat{F}) \approx \frac{|S_\delta|}{G} \sum_{g=1}^G \{\hat{F}(\mathbf{x}_g) - F(\mathbf{x}_g)\}^2.$$

In our implementation we take $G = 2^{12} = 4096$ points for $d = 2$, which yields stable numerical integration error at the scales reported in the tables below.

Monte Carlo protocol. For each (n, model) pair, we run N_{MC} independent replications (with $N_{\text{MC}} = 200$ in our implementation) and summarize the distribution of ISE_{S_δ} by its mean, median, interquartile range, and variance. We also report the distribution of the LSCV-selected smoothing level \mathbf{m}^* .

4.2 Smoothing parameter selection via least-squares cross-validation

The smoothing vector $\mathbf{m} = (m_1, \dots, m_d) \in \mathbb{N}^d$ is selected by minimizing a least-squares cross-validation criterion that targets IMSE_{S_δ} . Write $\hat{F}_{\mathbf{m}} := F_{\mathbf{m},n}$ for brevity. Expanding the integrated squared error in Equation (4.1) yields

$$\text{ISE}_{S_\delta}(\hat{F}_{\mathbf{m}}) = \int_{S_\delta} \hat{F}_{\mathbf{m}}(\mathbf{x})^2 d\mathbf{x} - 2 \int_{S_\delta} \hat{F}_{\mathbf{m}}(\mathbf{x}) F(\mathbf{x}) d\mathbf{x} + \int_{S_\delta} F(\mathbf{x})^2 d\mathbf{x}.$$

The last term does not depend on \mathbf{m} , so we drop it. Using $F(\mathbf{x}) = \mathbb{E}[\mathbb{I}\{\mathbf{X} \leq \mathbf{x}\}]$ and Fubini’s theorem, we obtain the identity

$$\int_{S_\delta} \hat{F}_{\mathbf{m}}(\mathbf{x}) F(\mathbf{x}) d\mathbf{x} = \mathbb{E} \left[\int_{S_\delta} \hat{F}_{\mathbf{m}}(\mathbf{x}) \mathbb{I}\{\mathbf{X} \leq \mathbf{x}\} d\mathbf{x} \right].$$

This motivates the leave-one-out estimator and the following LSCV criterion (up to an additive constant independent of \mathbf{m}):

$$\text{LSCV}(\mathbf{m}) = \underbrace{\int_{S_\delta} \widehat{F}_{\mathbf{m}}(\mathbf{x})^2 d\mathbf{x}}_{\text{Term 1}} - \underbrace{\frac{2}{n} \sum_{i=1}^n \int_{S_\delta} \widehat{F}_{\mathbf{m}}^{(-i)}(\mathbf{x}) \mathbb{I}\{\mathbf{X}_i \leq \mathbf{x}\} d\mathbf{x}}_{\text{Term 2}}, \quad (4.2)$$

where $\widehat{F}_{\mathbf{m}}^{(-i)}$ is the Szász–Mirakyan estimator computed from the sample with the i th observation removed.

Fast leave-one-out evaluation. Using the sample-average representation (1.3), define

$$\psi_{i,\mathbf{m}}(\mathbf{x}) := \prod_{j=1}^d \mathbb{P}(\text{Poi}(m_j x_j) \geq W_{ij}), \quad W_{ij} = \lceil m_j X_{ij} \rceil.$$

Then $\widehat{F}_{\mathbf{m}}(\mathbf{x}) = n^{-1} \sum_{i=1}^n \psi_{i,\mathbf{m}}(\mathbf{x})$ and

$$\widehat{F}_{\mathbf{m}}^{(-i)}(\mathbf{x}) = \frac{1}{n-1} \sum_{\ell \neq i} \psi_{\ell,\mathbf{m}}(\mathbf{x}) = \frac{n}{n-1} \widehat{F}_{\mathbf{m}}(\mathbf{x}) - \frac{1}{n-1} \psi_{i,\mathbf{m}}(\mathbf{x}).$$

This identity avoids recomputing the estimator from scratch for each leave-one-out sample and makes the numerical minimization of Equation (4.2) feasible.

Numerical implementation of LSCV. We evaluate both integrals in Equation (4.2) on the same QMC grid $\{\mathbf{x}_g\}_{g=1}^G$ used for ISE_{S_δ} , yielding

$$\widehat{\text{LSCV}}(\mathbf{m}) = \frac{|S_\delta|}{G} \sum_{g=1}^G \widehat{F}_{\mathbf{m}}(\mathbf{x}_g)^2 - \frac{2}{n} \sum_{i=1}^n \frac{|S_\delta|}{G} \sum_{g=1}^G \widehat{F}_{\mathbf{m}}^{(-i)}(\mathbf{x}_g) \mathbb{I}\{\mathbf{X}_i \leq \mathbf{x}_g\}. \quad (4.3)$$

The selected smoothing vector is

$$\mathbf{m}^* \in \operatorname{argmin}_{\mathbf{m} \in \mathcal{M}_n} \widehat{\text{LSCV}}(\mathbf{m}),$$

where \mathcal{M}_n is a finite search set described below.

Search domain. Since Corollary 2.5 suggests that the IMSE-optimal smoothing levels are of order $n^{2/3}$ in the interior regime (under isotropic smoothing), we restrict the search to the data-dependent range

$$m_j \in \{m_{\min}, m_{\min} + 1, \dots, m_{\max}(n)\}, \quad m_{\max}(n) := \min(\lfloor c n^{2/3} \rfloor, m_{\text{cap}}, n),$$

with default constants $(m_{\min}, m_{\text{cap}}, c) = (5, 500, 3)$. To keep the multivariate optimization stable, we minimize Equation (4.3) over \mathcal{M}_n using a short coordinate-descent scheme initialized at the isotropic

pilot $\mathbf{m}^{(0)} = m^{(0)}\mathbf{1}_d$, where $m^{(0)} \in \operatorname{argmin}_{m \in \{m_{\min}, \dots, m_{\max}(n)\}} \widehat{\text{LSCV}}(m\mathbf{1}_d)$. We then perform two full passes over coordinates $j = 1, \dots, d$, updating m_j by one-dimensional minimization while holding the other coordinates fixed, and set \mathbf{m}^* to the final iterate.

Algorithm 1: Coordinate-descent LSCV selection of \mathbf{m}

Input: Sample $\{\mathbf{X}_i\}_{i=1}^n$; QMC grid $\{\mathbf{x}_g\}_{g=1}^G \subset S_\delta$; search range $\{m_{\min}, \dots, m_{\max}(n)\}$

Output: Selected smoothing vector \mathbf{m}^*

Compute $m^{(0)} \in \operatorname{argmin}_m \widehat{\text{LSCV}}(m\mathbf{1}_d)$ and set $\mathbf{m}^{(0)} = m^{(0)}\mathbf{1}_d$

for $t = 1, 2$ **do**

for $j = 1, \dots, d$ **do**

 Update

$m_j^{(t)} \in \operatorname{argmin}_{m \in \{m_{\min}, \dots, m_{\max}(n)\}} \widehat{\text{LSCV}}(m_1^{(t)}, \dots, m_{j-1}^{(t)}, m, m_{j+1}^{(t-1)}, \dots, m_d^{(t-1)})$

Set $\mathbf{m}^* = \mathbf{m}^{(2)}$

4.3 Results and discussion

Tables 1–2 summarize the Monte Carlo distribution of ISE_{S_δ} for the empirical c.d.f. and the LSCV-selected Szász–Mirakyan estimator, across sample sizes $n \in \{25, 50, 100, 200, 400\}$. In addition, Table 3 reports the empirical scaling of the selected smoothing levels \mathbf{m}^* . Figure 2 provides a visual comparison of the mean ISE across n on a log–log scale.

Expected asymptotic patterns. Because S_δ is bounded away from the boundary, Corollary 2.5 predicts that:

- (a) the dominant term of IMSE_{S_δ} is of order n^{-1} for both estimators;
- (b) under critical smoothing $m \asymp n^{2/3}$, the Szász–Mirakyan estimator exhibits an additional negative correction of order $n^{-4/3}$, implying a second-order IMSE improvement over F_n ;
- (c) the LSCV-selected smoothing levels should grow approximately at rate $n^{2/3}$ (up to a model-dependent constant), in agreement with the interior bias–variance balance.

To make these effects visible at finite n , we also report the scaled improvement

$$\Delta_n := n^{4/3} \left(\widehat{\text{IMSE}}_{S_\delta}(F_n) - \widehat{\text{IMSE}}_{S_\delta}(F_{\mathbf{m}^*, n}) \right),$$

where $\widehat{\text{IMSE}}_{S_\delta}$ denotes the Monte Carlo average of ISE_{S_δ} . Stabilization of Δ_n as n increases is consistent with an $n^{-4/3}$ second-order gap.

Table 1: Summary statistics of ISE_{S_δ} for model (M1) over $N_{\text{MC}} = 100$ replications.

n	Median ISE		IQR ISE		Mean ISE		Variance ISE		Δ_n
	F_n	$F_{\mathbf{m}^*,n}$	F_n	$F_{\mathbf{m}^*,n}$	F_n	$F_{\mathbf{m}^*,n}$	F_n	$F_{\mathbf{m}^*,n}$	
25	0.9064	0.6528	0.5587	0.4228	1.0558	0.8050	0.4331	0.4615	18.3356
50	0.4470	0.3515	0.2996	0.3086	0.5294	0.4188	0.0883	0.0847	20.3683
100	0.2411	0.2112	0.2287	0.2199	0.2930	0.2559	0.0276	0.0331	17.2015
200	0.1092	0.0884	0.0770	0.0817	0.1228	0.1065	0.0038	0.0049	19.0440
400	0.0573	0.0473	0.0436	0.0505	0.0673	0.0599	0.0013	0.0014	21.8015

Table 2: Summary statistics of ISE_{S_δ} for model (M2) over $N_{\text{MC}} = 100$ replications.

n	Median ISE		IQR ISE		Mean ISE		Variance ISE		Δ_n
	F_n	$F_{\mathbf{m}^*,n}$	F_n	$F_{\mathbf{m}^*,n}$	F_n	$F_{\mathbf{m}^*,n}$	F_n	$F_{\mathbf{m}^*,n}$	
25	0.9139	0.7414	0.8360	0.7323	1.1851	0.9480	0.7979	0.8591	17.3323
50	0.4026	0.2971	0.3584	0.3328	0.5068	0.4287	0.1067	0.1515	14.3786
100	0.2058	0.1531	0.1587	0.1702	0.2481	0.2045	0.0226	0.0238	20.2655
200	0.1205	0.1031	0.0817	0.0795	0.1389	0.1225	0.0072	0.0081	19.2381
400	0.0557	0.0490	0.0477	0.0372	0.0714	0.0640	0.0020	0.0023	21.7787

Table 3: LSCV-selected smoothing levels. Reported entries summarize \mathbf{m}^* across Monte Carlo replications.

n	Mean m_{\min}^*	Mean m_{\max}^*	Mean $(m_{\min}^*/n^{2/3})$	Mean $(m_{\max}^*/n^{2/3})$
25	5.6100	7.9150	0.6561	0.9257
50	7.1850	10.8800	0.5294	0.8016
100	11.1800	16.1400	0.5189	0.7492
200	17.4900	23.6750	0.5114	0.6923
400	28.2400	34.9450	0.5202	0.6437

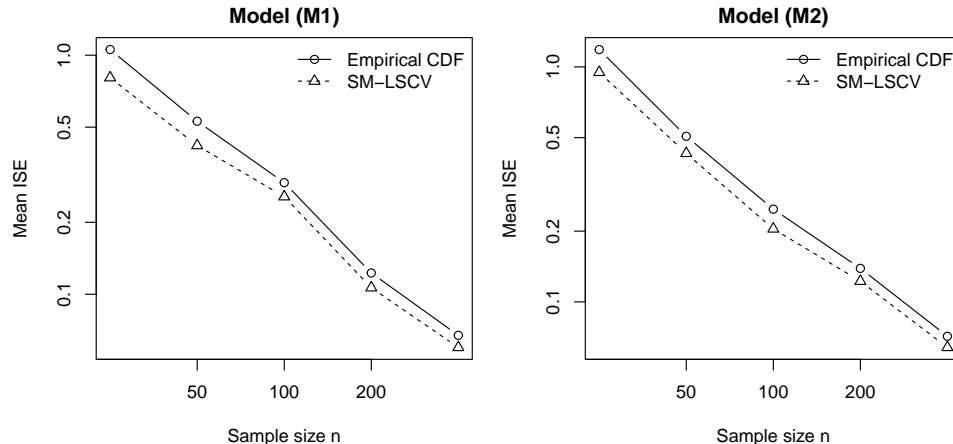


Figure 2: Mean ISE_{S_δ} (Monte Carlo average) versus sample size n on a log–log scale: empirical c.d.f. versus Szász–Mirakyan with LSCV-selected smoothing.

5 Concluding remarks

This paper has developed a comprehensive asymptotic theory for the multivariate Szász–Mirakyan distribution estimator on the nonnegative orthant. By deriving sharp bias and variance expansions, we have shown that Poisson smoothing induces a nontrivial variance reduction in the interior of the support, leading to improved mean squared error performance and asymptotic deficiency of the empirical c.d.f. under appropriate smoothing regimes. The asymptotic analysis and simulation identify a critical smoothing rate at which bias and variance effects balance, yielding optimal pointwise and integrated MSE rates comparable to those of classical kernel and Bernstein-type estimators, while naturally respecting the support constraints.

A key contribution of this work is the explicit distinction between interior and boundary behavior. By introducing a boundary-layer scaling that preserves nondegenerate Poisson smoothing as the evaluation point approaches the boundary, we show that the bias-variance tradeoff near the boundary differs fundamentally from that in the interior. In this regime, the variance reduction mechanism responsible for efficiency gains away from the boundary disappears at leading order, implying that no asymptotically optimal smoothing parameter exists locally. Nevertheless, under the boundary-layer scaling, the proposed estimator attains the same boundary bias and variance rates as boundary-corrected kernel distribution estimators. This contrast highlights an intrinsic feature of Poisson-based operators and clarifies the role of smoothing in distribution estimation on unbounded supports.

Future work may focus on establishing the asymptotic properties of the corresponding multivariate Szász–Mirakyan density and regression estimators. Another important direction is the extension

of the proposed framework to more complex data settings, including censored observations, missing data mechanisms, triangular arrays of observations (see, e.g., [Lu and Wang, 2021](#); [Wang and Lu, 2023](#)), and dependent or longitudinal data structures.

Appendix A Proofs of results

A.1 Proof of [Proposition 2.2](#)

Fix a compact set $S \subset (0, \infty)^d$ and $\mathbf{x} \in S$. Since $S \subset (0, \infty)^d$ is compact, let $\delta_S > 0$ be small enough such that $\mathcal{N}_{\delta_S}(S) \subset (0, \infty)^d$. Note that

$$F_{\mathbf{m}}(\mathbf{x}) = \sum_{\mathbf{k} \in \mathbb{N}_0^d} F\left(\frac{\mathbf{k}}{\mathbf{m}}\right) P_{\mathbf{k}, \mathbf{m}}(\mathbf{x}) = \mathbb{E}\left[F\left(\frac{\mathbf{K}}{\mathbf{m}}\right)\right],$$

where K_1, \dots, K_d are independent with $K_j \sim \text{Poi}(m_j x_j)$. Define $\Delta_j := K_j/m_j - x_j$ and $\mathbf{\Delta} := (\Delta_1, \dots, \Delta_d)^\top$. The second-order mean value theorem yields, for each \mathbf{k} such that $\mathbf{k}/\mathbf{m} \in \mathcal{N}_{\delta_S}(S)$,

$$F\left(\frac{\mathbf{k}}{\mathbf{m}}\right) - F(\mathbf{x}) = \sum_{i=1}^d \left(\frac{k_i}{m_i} - x_i\right) \partial_{x_i} F(\mathbf{x}) + \frac{1}{2} \sum_{i,j=1}^d \left(\frac{k_i}{m_i} - x_i\right) \left(\frac{k_j}{m_j} - x_j\right) \partial_{x_i x_j}^2 F(\boldsymbol{\xi}_{\mathbf{k}}),$$

for some $\boldsymbol{\xi}_{\mathbf{k}}$ on the segment joining \mathbf{x} and \mathbf{k}/\mathbf{m} . Fix $\eta \in (0, \delta_S]$ and set

$$A := \left\{ \left\| \frac{\mathbf{K}}{\mathbf{m}} - \mathbf{x} \right\|_1 \leq \eta \right\}, \quad A^c := \left\{ \left\| \frac{\mathbf{K}}{\mathbf{m}} - \mathbf{x} \right\|_1 > \eta \right\}.$$

Taking expectation with respect to $P_{\mathbf{k}, \mathbf{m}}(\mathbf{x})$ gives

$$\mathbb{E}[\{F(\mathbf{K}/\mathbf{m}) - F(\mathbf{x})\} \mathbb{I}_A] = \sum_{i=1}^d \mathbb{E}[\Delta_i \mathbb{I}_A] \partial_{x_i} F(\mathbf{x}) + \frac{1}{2} \sum_{i,j=1}^d \mathbb{E}[\Delta_i \Delta_j \partial_{x_i x_j}^2 F(\boldsymbol{\xi}_{\mathbf{K}}) \mathbb{I}_A].$$

We add and subtract the entries of the fixed Hessian $H(\mathbf{x}) = \{\partial_{x_i x_j}^2 F(\mathbf{x})\}_{i,j}$ to obtain

$$\mathbb{E}[\{F(\mathbf{K}/\mathbf{m}) - F(\mathbf{x})\} \mathbb{I}_A] = \sum_{i=1}^d \mathbb{E}[\Delta_i \mathbb{I}_A] \partial_{x_i} F(\mathbf{x}) + \frac{1}{2} \sum_{i,j=1}^d \mathbb{E}[\Delta_i \Delta_j \partial_{x_i x_j}^2 F(\mathbf{x}) \mathbb{I}_A] + R_{\mathbf{m}}^{(A)}(\mathbf{x}),$$

where

$$R_{\mathbf{m}}^{(A)}(\mathbf{x}) = \frac{1}{2} \sum_{i,j=1}^d \mathbb{E}[\Delta_i \Delta_j \{\partial_{x_i x_j}^2 F(\boldsymbol{\xi}_{\mathbf{K}}) - \partial_{x_i x_j}^2 F(\mathbf{x})\} \mathbb{I}_A]$$

If $\mathbf{K} \in A$, then the entire segment between \mathbf{x} and \mathbf{K}/\mathbf{m} lies in the tube $\mathcal{N}_{\delta_S}(S)$, hence $\boldsymbol{\xi}_{\mathbf{K}} \in \mathcal{N}_{\delta_S}(S)$. By [Assumption 2.1](#), each Hessian entry is uniformly continuous on $\mathcal{N}_{\delta_S}(S)$; let $\omega_S(\cdot)$ denote a common modulus of continuity there. Then on A ,

$$\max_{i,j} |\partial_{x_i x_j}^2 F(\boldsymbol{\xi}_{\mathbf{K}}) - \partial_{x_i x_j}^2 F(\mathbf{x})| \leq \omega_S \left(\left\| \frac{\mathbf{K}}{\mathbf{m}} - \mathbf{x} \right\|_1 \right) \leq \omega_S(\eta).$$

Since $\mathbb{E}[\Delta_i] = 0$, $\mathbb{E}[\Delta_i \Delta_j] = 0$ for $i \neq j$, and $\mathbb{E}[\Delta_j^2] = \mathbb{V}\text{ar}(K_j/m_j) = x_j/m_j$. Therefore, by Cauchy–Schwarz and the Poisson moment identities,

$$\begin{aligned} |R_{\mathbf{m}}^{(A)}(\mathbf{x})| &\leq \frac{1}{2} \omega_S(\eta) \sum_{i,j=1}^d \mathbb{E}|\Delta_i \Delta_j| \leq C \omega_S(\eta) \sum_{i,j=1}^d (\mathbb{E}[\Delta_i^2])^{1/2} (\mathbb{E}[\Delta_j^2])^{1/2} \\ &= C \omega_S(\eta) \sum_{i,j=1}^d \left(\frac{x_i}{m_i}\right)^{1/2} \left(\frac{x_j}{m_j}\right)^{1/2} = O(m_{\min}^{-1}) \omega_S(\eta), \end{aligned}$$

uniformly for $\mathbf{x} \in S$, where C depends only on S . Since $\omega_S(\eta) \rightarrow 0$ as $\eta \downarrow 0$, for any $\varepsilon > 0$ we can choose η sufficiently small such that $|R_{\mathbf{m}}^{(A)}(\mathbf{x})| \leq \varepsilon m_{\min}^{-1}$ uniformly for $\mathbf{x} \in S$.

Return to the raw split

$$\begin{aligned} F_{\mathbf{m}}(\mathbf{x}) - F(\mathbf{x}) &= \mathbb{E}[\{F(\mathbf{K}/\mathbf{m}) - F(\mathbf{x})\} \mathbb{I}_A] + \mathbb{E}[\{F(\mathbf{K}/\mathbf{m}) - F(\mathbf{x})\} \mathbb{I}_{A^c}] \\ &= \Gamma_{\text{near}} + \Gamma_{\text{far}}. \end{aligned}$$

On A we already obtained

$$\Gamma_{\text{near}} = \mathbb{E}[\nabla F(\mathbf{x})^\top \boldsymbol{\Delta} \mathbb{I}_A] + \frac{1}{2} \mathbb{E}[\boldsymbol{\Delta}^\top H(\mathbf{x}) \boldsymbol{\Delta} \mathbb{I}_A] + R_{\mathbf{m}}^{(A)}(\mathbf{x}), \quad |R_{\mathbf{m}}^{(A)}(\mathbf{x})| \leq C \omega_S(\eta) m_{\min}^{-1}.$$

Add and subtract the complementary quadratic piece with the fixed Hessian $H(\mathbf{x})$,

$$F_{\mathbf{m}}(\mathbf{x}) - F(\mathbf{x}) = \mathbb{E}[\nabla F(\mathbf{x})^\top \boldsymbol{\Delta} \mathbb{I}_A] + \frac{1}{2} \mathbb{E}[\boldsymbol{\Delta}^\top H(\mathbf{x}) \boldsymbol{\Delta}] + R_{\mathbf{m}}^{(A)}(\mathbf{x}) + T_{\text{far}},$$

where

$$T_{\text{far}} = \Gamma_{\text{far}} - \frac{1}{2} \mathbb{E}[\boldsymbol{\Delta}^\top H(\mathbf{x}) \boldsymbol{\Delta} \mathbb{I}_{A^c}].$$

Further, since F is a distribution function, $|F(\mathbf{K}/\mathbf{m}) - F(\mathbf{x})| \leq 1$, hence

$$|\Gamma_{\text{far}}| \leq \mathbb{P}(A^c).$$

Because $\mathbf{x} \in S$ and F is twice continuously differentiable, the entries of $H(\mathbf{x})$ are bounded on S by some $B_S < \infty$. For $K_\ell \sim \text{Poi}(\mu_\ell)$ one has $\mathbb{E}[(K_\ell - \mu_\ell)^4] = \mu_\ell + 3\mu_\ell^2$. With $\mu_\ell = m_\ell x_\ell$,

$$\mathbb{E}|\Delta_\ell|^4 = \frac{\mu_\ell + 3\mu_\ell^2}{m_\ell^4} = \frac{x_\ell}{m_\ell^3} + \frac{3x_\ell^2}{m_\ell^2} = O(m_\ell^{-2}) \quad \text{uniformly for } \mathbf{x} \in S,$$

hence $\mathbb{E}[|\Delta_\ell|^4]^{1/4} = O(m_\ell^{-1/2})$. So by Hölder with exponents $(4, 4, 2)$,

$$\left| \mathbb{E}[\boldsymbol{\Delta}^\top H(\mathbf{x}) \boldsymbol{\Delta} \mathbb{I}_{A^c}] \right| \leq B_S \sum_{i,j=1}^d \mathbb{E}[|\Delta_i|^4]^{1/4} \mathbb{E}[|\Delta_j|^4]^{1/4} \mathbb{P}(A^c)^{1/2} = O(m_{\min}^{-1}) \mathbb{P}(A^c)^{1/2}.$$

With $A = \{\|\mathbf{K}/\mathbf{m} - \mathbf{x}\|_1 \leq \eta\}$ and $\varepsilon := \eta/d$, the union bound and the two-sided Poisson tail inequality (see [Canonne, 2017](#))

$$\mathbb{P}\{|X - \lambda| \geq t\} \leq 2 \exp\left(-\frac{t^2}{2(\lambda + t)}\right), \quad X \sim \text{Poi}(\lambda), \quad t > 0,$$

give, uniformly for $\mathbf{x} \in S$ (where $x_j \in [a, b]$ for some $0 < a \leq b < \infty$),

$$\mathbb{P}(A^c) = \mathbb{P}\left(\left\|\frac{\mathbf{K}}{\mathbf{m}} - \mathbf{x}\right\|_1 > \eta\right) \leq \sum_{j=1}^d \mathbb{P}\left(\left|\frac{K_j}{m_j} - x_j\right| > \varepsilon\right) \leq 2d \exp(-c m_{\min}), \quad c := \frac{\varepsilon^2}{2(b + \varepsilon)} > 0.$$

Hence $\mathbb{P}(A^c)^{1/2} \leq C_1 \exp(-c m_{\min}/2)$. Therefore,

$$|T_{\text{far}}| \leq \mathbb{P}(A^c) + O(m_{\min}^{-1})\mathbb{P}(A^c)^{1/2} \leq o(m_{\min}^{-1}).$$

Further, note that,

$$\mathbb{E}[\nabla F(\mathbf{x})^\top \boldsymbol{\Delta} \mathbb{I}_A] = 0 - \mathbb{E}[\nabla F(\mathbf{x})^\top \boldsymbol{\Delta} \mathbb{I}_{A^c}].$$

Then by Cauchy–Schwarz inequality,

$$\left|\mathbb{E}[\nabla F(\mathbf{x})^\top \boldsymbol{\Delta} \mathbb{I}_{A^c}]\right| \leq \|\nabla F(\mathbf{x})\|_2 \mathbb{E}[\|\boldsymbol{\Delta}\|_2 \mathbb{I}_{A^c}] \leq \|\nabla F(\mathbf{x})\|_2 \left\{\mathbb{E}\|\boldsymbol{\Delta}\|_2^2\right\}^{1/2} \mathbb{P}(A^c)^{1/2}.$$

Moreover,

$$\mathbb{E}\|\boldsymbol{\Delta}\|_2^2 = \sum_{j=1}^d \mathbb{E}[\Delta_j^2] = \sum_{j=1}^d \frac{x_j}{m_j} \leq \frac{\sum_{j=1}^d x_j}{m_{\min}},$$

so $\mathbb{E}[\nabla F(\mathbf{x})^\top \boldsymbol{\Delta} \mathbb{I}_A] = o(m_{\min}^{-1})$ uniformly for $\mathbf{x} \in S$. With $|R_{\mathbf{m}}^{(A)}(\mathbf{x})| = o(m_{\min}^{-1})$ (by choosing η so that $\omega_S(\eta)$ is arbitrarily small) and $|T_{\text{far}}| = o(m_{\min}^{-1})$, the expansion

$$F_{\mathbf{m}}(\mathbf{x}) - F(\mathbf{x}) = \frac{1}{2} \sum_{j=1}^d \frac{x_j}{m_j} \partial_{x_j x_j}^2 F(\mathbf{x}) + o(m_{\min}^{-1})$$

follows uniformly for $\mathbf{x} \in S$. □

A.2 Proof of Theorem 2.3

Set $\Delta_j := K_j/m_j - x_j$, $\boldsymbol{\Delta} := (\Delta_1, \dots, \Delta_d)^\top$, and denote by $H(\mathbf{x})$ the Hessian of F at \mathbf{x} .

Bias part. By linearity,

$$\mathbb{E}[F_{\mathbf{m},n}(\mathbf{x})] = \mathbb{E}\left[F\left(\frac{\mathbf{K}}{\mathbf{m}}\right)\right] = F_{\mathbf{m}}(\mathbf{x}).$$

Using the second-order mean value theorem and the Poisson identities $\mathbb{E}[\Delta_i] = 0$, $\mathbb{E}[\Delta_i \Delta_j] = 0$ for $i \neq j$, and $\mathbb{E}[\Delta_j^2] = x_j/m_j$, one obtains exactly as in Proposition 2.2 that

$$F_{\mathbf{m}}(\mathbf{x}) - F(\mathbf{x}) = \frac{1}{2} \sum_{j=1}^d \frac{x_j}{m_j} \partial_{x_j x_j}^2 F(\mathbf{x}) + o(m_{\min}^{-1}),$$

uniformly for $\mathbf{x} \in S$. This gives the bias statement.

Variance part. Define the centered summands

$$Z_{i,\mathbf{m}}(\mathbf{x}) := \sum_{\mathbf{k} \in \mathbb{N}_0^d} \left(\mathbb{I}\{\mathbf{X}_i \leq \frac{\mathbf{k}}{\mathbf{m}}\} - F\left(\frac{\mathbf{k}}{\mathbf{m}}\right) \right) P_{\mathbf{k},\mathbf{m}}(\mathbf{x}), \quad i = 1, \dots, n.$$

Then $F_{\mathbf{m},n}(\mathbf{x}) - F_{\mathbf{m}}(\mathbf{x}) = n^{-1} \sum_{i=1}^n Z_{i,\mathbf{m}}(\mathbf{x})$, the $Z_{i,\mathbf{m}}$ are i.i.d. with $\mathbb{E}[Z_{i,\mathbf{m}}(\mathbf{x})] = 0$, and hence

$$\mathbb{V}\text{ar}(F_{\mathbf{m},n}(\mathbf{x})) = \frac{1}{n} \mathbb{E}[Z_{1,\mathbf{m}}(\mathbf{x})^2].$$

A direct expansion yields

$$\mathbb{E}[Z_{1,\mathbf{m}}(\mathbf{x})^2] = \sum_{\mathbf{k}, \ell \in \mathbb{N}_0^d} \left(F\left(\frac{\mathbf{k} \wedge \ell}{\mathbf{m}}\right) - F_{\mathbf{m}}(\mathbf{x})^2 \right) P_{\mathbf{k},\mathbf{m}}(\mathbf{x}) P_{\ell,\mathbf{m}}(\mathbf{x}), \quad (\text{A.1})$$

where $\mathbf{k} \wedge \ell = (k_1 \wedge \ell_1, \dots, k_d \wedge \ell_d)^\top$. Equivalently, let \mathbf{L} be an independent copy of \mathbf{K} ,

$$\mathbb{E}[Z_{1,\mathbf{m}}(\mathbf{x})^2] = \mathbb{E}\left[F\left(\frac{\mathbf{K} \wedge \mathbf{L}}{\mathbf{m}}\right)\right] - \left(\mathbb{E}\left[F\left(\frac{\mathbf{K}}{\mathbf{m}}\right)\right]\right)^2.$$

Write $\mathbf{U} := (\mathbf{K} \wedge \mathbf{L})/\mathbf{m} - \mathbf{x}$ and $\mathbf{V} := \mathbf{K}/\mathbf{m} - \mathbf{x}$. Then,

$$\mathbb{E}[Z_{1,\mathbf{m}}(\mathbf{x})^2] = \mathbb{E}[F(\mathbf{x} + \mathbf{U})] - \left(\mathbb{E}[F(\mathbf{x} + \mathbf{V})]\right)^2.$$

By the same near/far Taylor argument as in Proposition 2.2, we obtain, uniformly for $\mathbf{x} \in S$,

$$\mathbb{E}[Z_{1,\mathbf{m}}(\mathbf{x})^2] = F(\mathbf{x})\{1 - F(\mathbf{x})\} + \sum_{i=1}^d \partial_{x_i} F(\mathbf{x}) \mathbb{E}[U_i] + O(m_{\min}^{-1}), \quad (\text{A.2})$$

where the $O(m_{\min}^{-1})$ collects the quadratic terms and all remainder bounds.

It remains to evaluate $\mathbb{E}[U_i]$ to first order. The identity $\min(a, b) = \frac{1}{2}(a + b - |a - b|)$ gives

$$\mathbb{E}[U_i] = \frac{1}{m_i} \left(\mathbb{E}[\min(K_i, L_i)] - m_i x_i \right) = -\frac{1}{2m_i} \mathbb{E}|K_i - L_i|.$$

Since $K_i - L_i$ has the centered Skellam distribution with variance $2m_i x_i$, its mean absolute value satisfies the classical normal-approximation asymptotic (see for example Bhattacharya and Rao, 2010, Chapter 5)

$$\mathbb{E}|K_i - L_i| = \sqrt{\frac{2}{\pi}} \sqrt{2m_i x_i} + O(m_i^{-1/2}), \quad m_i \rightarrow \infty,$$

uniformly for x_i in compact subsets of $(0, \infty)$. Consequently,

$$\mathbb{E}[U_i] = -m_i^{-1/2} \sqrt{\frac{x_i}{\pi}} + O(m_i^{-1}), \quad 1 \leq i \leq d, \quad (\text{A.3})$$

uniformly for $\mathbf{x} \in S$. Insert Equation (A.3) into Equation (A.2) to obtain

$$\mathbb{E}[Z_{1,\mathbf{m}}(\mathbf{x})^2] = \sigma^2(\mathbf{x}) - \sum_{i=1}^d m_i^{-1/2} \partial_{x_i} F(\mathbf{x}) \sqrt{\frac{x_i}{\pi}} + O(m_{\min}^{-1}),$$

uniformly for $\mathbf{x} \in S$. Therefore

$$\mathbb{V}\text{ar}(F_{\mathbf{m},n}(\mathbf{x})) = \frac{1}{n} \sigma^2(\mathbf{x}) - \frac{1}{n} \sum_{i=1}^d m_i^{-1/2} \partial_{x_i} F(\mathbf{x}) \sqrt{\frac{x_i}{\pi}} + o(n^{-1} m_{\min}^{-1/2}),$$

which is the claimed variance expansion with $V(\mathbf{x}; \mathbf{m}) = \sum_{i=1}^d m_i^{-1/2} \partial_{x_i} F(\mathbf{x}) \sqrt{x_i/\pi}$. \square

A.3 Proof of Theorem 2.6

We prove only the local deficiency result; the global version follows by the same argument, replacing pointwise MSE expansions with the corresponding integrated expansions on a compact set. Throughout this proof, $o_{\mathbf{x}}(\cdot)$ and $O_{\mathbf{x}}(\cdot)$ denote deterministic orders whose implied constants may depend on \mathbf{x} . For the empirical c.d.f. at \mathbf{x} ,

$$\text{MSE}(F_k(\mathbf{x})) = \frac{\sigma^2(\mathbf{x})}{k}, \quad k \rightarrow \infty. \quad (\text{A.4})$$

Moreover, by Corollary 2.4,

$$\text{MSE}(F_{\mathbf{m},n}(\mathbf{x})) = \frac{\sigma^2(\mathbf{x})}{n} - \frac{V(\mathbf{x})}{n m^{1/2}} + \frac{B^2(\mathbf{x})}{m^2} + r_{n,\mathbf{x}}, \quad (\text{A.5})$$

where

$$r_{n,\mathbf{x}} = o_{\mathbf{x}}(n^{-1} m^{-1/2}) + o_{\mathbf{x}}(m^{-2}). \quad (\text{A.6})$$

Let $k_n := L^{\text{SM}}(n, \mathbf{x})$ be the smallest integer such that

$$\text{MSE}(F_{k_n}(\mathbf{x})) \leq \text{MSE}(F_{\mathbf{m},n}(\mathbf{x})).$$

By minimality,

$$\text{MSE}(F_{k_n}(\mathbf{x})) \leq \text{MSE}(F_{\mathbf{m},n}(\mathbf{x})) \leq \text{MSE}(F_{k_n-1}(\mathbf{x})). \quad (\text{A.7})$$

Insert Equations (A.4) and (A.5) into (A.7) and divide by $\sigma^2(\mathbf{x})$ to obtain

$$\frac{1}{k_n} \leq \frac{1}{n} - \frac{1}{n} \frac{V(\mathbf{x})}{\sigma^2(\mathbf{x})} m^{-1/2} + \frac{B^2(\mathbf{x})}{\sigma^2(\mathbf{x})} m^{-2} + \tilde{r}_{n,\mathbf{x}} \leq \frac{1}{k_n - 1}, \quad (\text{A.8})$$

where $\tilde{r}_{n,\mathbf{x}} := r_{n,\mathbf{x}}/\sigma^2(\mathbf{x})$ satisfies

$$\tilde{r}_{n,\mathbf{x}} = o_{\mathbf{x}}(n^{-1} m^{-1/2}) + o_{\mathbf{x}}(m^{-2}), \quad n \rightarrow \infty.$$

Under either regime in the theorem, $m \rightarrow \infty$. Moreover, $n/m^2 \rightarrow 0$ (in the high-smoothing regime this is implied; in the critical regime, $mn^{-2/3} \rightarrow c \in (0, \infty)$ implies $n/m^2 \asymp n^{-1/3} \rightarrow 0$). Therefore

$$\frac{1}{n} - \frac{1}{n} \frac{V(\mathbf{x})}{\sigma^2(\mathbf{x})} m^{-1/2} + \frac{B^2(\mathbf{x})}{\sigma^2(\mathbf{x})} m^{-2} + \tilde{r}_{n,\mathbf{x}} = \frac{1}{n} \{1 + o_{\mathbf{x}}(1)\}.$$

The inequality (A.8) imply

$$\frac{1}{k_n} \leq \frac{1}{n} \{1 + o_{\mathbf{x}}(1)\} \leq \frac{1}{k_n - 1}.$$

Hence $k_n/n \rightarrow 1$, i.e.

$$k_n = n\{1 + o_{\mathbf{x}}(1)\}. \quad (\text{A.9})$$

Write $k_n = n + \Delta_n$. By Equation (A.9), $\Delta_n = o(n)$ and thus

$$\frac{1}{k_n} = \frac{1}{n} - \frac{\Delta_n}{n^2} + O\left(\frac{\Delta_n^2}{n^3}\right), \quad \frac{1}{k_n - 1} = \frac{1}{n} - \frac{\Delta_n - 1}{n^2} + O\left(\frac{\Delta_n^2}{n^3}\right). \quad (\text{A.10})$$

Multiply Equation (A.8) by n^2 and use Equation (A.10) to obtain

$$-\Delta_n + O\left(\frac{\Delta_n^2}{n}\right) \leq -\frac{V(\mathbf{x})}{\sigma^2(\mathbf{x})} \frac{n}{m^{1/2}} + \frac{B^2(\mathbf{x})}{\sigma^2(\mathbf{x})} \frac{n^2}{m^2} + n^2 \tilde{r}_{n,\mathbf{x}} \leq -(\Delta_n - 1) + O\left(\frac{\Delta_n^2}{n}\right). \quad (\text{A.11})$$

By Equation (A.6),

$$n^2 \tilde{r}_{n,\mathbf{x}} = n^2 o_{\mathbf{x}}(n^{-1}m^{-1/2}) + n^2 o_{\mathbf{x}}(m^{-2}) = o_{\mathbf{x}}\left(\frac{n}{m^{1/2}}\right) + o_{\mathbf{x}}\left(\frac{n^2}{m^2}\right).$$

Combining Equation (A.11) gives

$$\Delta_n = \frac{V(\mathbf{x})}{\sigma^2(\mathbf{x})} \frac{n}{m^{1/2}} - \frac{B^2(\mathbf{x})}{\sigma^2(\mathbf{x})} \frac{n^2}{m^2} + o_{\mathbf{x}}\left(\frac{n}{m^{1/2}} + \frac{n^2}{m^2}\right) + O\left(\frac{\Delta_n^2}{n}\right) + O(1). \quad (\text{A.12})$$

Assume $mn^{-2/3} \rightarrow \infty$ and $mn^{-2} \rightarrow 0$. Then $n/m^{1/2} \rightarrow \infty$ and $n^2/m^2 = o(n/m^{1/2})$. Moreover, the leading term implies $\Delta_n = O_{\mathbf{x}}(n/m^{1/2})$, hence $\Delta_n^2/n = O_{\mathbf{x}}(n/m) = o_{\mathbf{x}}(n/m^{1/2})$ as $m \rightarrow \infty$. Therefore, Equation (A.12) yields

$$\Delta_n = \frac{V(\mathbf{x})}{\sigma^2(\mathbf{x})} \frac{n}{m^{1/2}} + o_{\mathbf{x}}\left(\frac{n}{m^{1/2}}\right),$$

which is Equation (2.1). Assume $mn^{-2/3} \rightarrow c \in (0, \infty)$, so $m = cn^{2/3}\{1 + o(1)\}$. Then

$$\frac{n}{m^{1/2}} = c^{-1/2}n^{2/3}\{1 + o(1)\}, \quad \frac{n^2}{m^2} = c^{-2}n^{2/3}\{1 + o(1)\}.$$

The leading terms imply $\Delta_n = O_{\mathbf{x}}(n^{2/3})$, hence $\Delta_n^2/n = O_{\mathbf{x}}(n^{1/3}) = o(n^{2/3})$. Consequently, Equation (A.12) gives

$$\Delta_n = n^{2/3} \left\{ c^{-1/2} \frac{V(\mathbf{x})}{\sigma^2(\mathbf{x})} - c^{-2} \frac{B^2(\mathbf{x})}{\sigma^2(\mathbf{x})} + o_{\mathbf{x}}(1) \right\},$$

which is Equation (2.2).

It remains to justify that, for n large enough, Δ_n cannot be negative. By definition,

$$k_n = \inf\{k \in \mathbb{N} : \text{MSE}(F_k(\mathbf{x})) \leq \text{MSE}(F_{m,n}(\mathbf{x}))\}.$$

For the empirical c.d.f., $\text{MSE}(F_k(\mathbf{x})) = \sigma^2(\mathbf{x})/k$ holds exactly and is strictly decreasing in k . Moreover, under either regime considered above,

$$\text{MSE}(F_{m,n}(\mathbf{x})) = \frac{\sigma^2(\mathbf{x})}{n} - \frac{V(\mathbf{x})}{nm^{1/2}} + o((nm^{1/2})^{-1}) < \frac{\sigma^2(\mathbf{x})}{n}$$

for all sufficiently large n , since $V(\mathbf{x}) > 0$. Consequently, the inequality

$$\text{MSE}(F_k(\mathbf{x})) \leq \text{MSE}(F_{m,n}(\mathbf{x}))$$

cannot hold for any $k \leq n$, which implies $k_n \geq n+1$ eventually and hence $\Delta_n \geq 0$. In both regimes, $k_n = n + \Delta_n$ with $\Delta_n \rightarrow \infty$. Hence $L^{\text{SM}}(n, \mathbf{x}) - n \rightarrow \infty$, and the empirical c.d.f. is (asymptotically) deficient with respect to $F_{m,n}$ at \mathbf{x} . \square

A.4 Proof of Theorem 2.7

Fix $\mathbf{x} \in (0, \infty)^d$ such that $F(\mathbf{x}) \in (0, 1)$. For each n and multi-index $\mathbf{m} = \mathbf{m}(n)$, define

$$Y_{i,\mathbf{m}}(\mathbf{x}) := \prod_{j=1}^d \mathbb{P}(\text{Poi}(m_j x_j) \geq W_{ij}), \quad 1 \leq i \leq n,$$

where $W_{ij} = \lceil m_j X_{ij} \rceil$, so that

$$F_{\mathbf{m},n}(\mathbf{x}) = \frac{1}{n} \sum_{i=1}^n Y_{i,\mathbf{m}}(\mathbf{x}).$$

By construction, for each fixed (n, \mathbf{m}) , the random variables $Y_{1,\mathbf{m}}(\mathbf{x}), \dots, Y_{n,\mathbf{m}}(\mathbf{x})$ are i.i.d., and

$$0 \leq Y_{i,\mathbf{m}}(\mathbf{x}) \leq 1 \quad \text{a.s.}, \quad 1 \leq i \leq n.$$

Write

$$\mathbb{E}[Y_{1,\mathbf{m}}(\mathbf{x})] = \mathbb{E}[F_{\mathbf{m},n}(\mathbf{x})],$$

and

$$\mathbb{V}\text{ar}(F_{\mathbf{m},n}(\mathbf{x})) = \mathbb{V}\text{ar}\left(\frac{1}{n} \sum_{i=1}^n Y_{i,\mathbf{m}}(\mathbf{x})\right) = \frac{\mathbb{V}\text{ar}(Y_{1,\mathbf{m}}(\mathbf{x}))}{n}.$$

From the interior bias–variance expansion in Theorem 2.3, we obtain

$$\mathbb{V}\text{ar}(Y_{1,\mathbf{m}}(\mathbf{x})) = n \mathbb{V}\text{ar}(F_{\mathbf{m},n}(\mathbf{x})) = F(\mathbf{x})\{1 - F(\mathbf{x})\} + O(m_{\min}^{-1/2}).$$

Hence

$$\mathbb{V}\text{ar}(Y_{1,\mathbf{m}}(\mathbf{x})) \longrightarrow F(\mathbf{x})\{1 - F(\mathbf{x})\} > 0 \quad \text{as } n \rightarrow \infty.$$

(a) *CLT around the mean.* Define the standardized sum

$$Z_{n,\mathbf{m}}(\mathbf{x}) := \frac{1}{\sqrt{n \mathbb{V}\text{ar}(Y_{1,\mathbf{m}}(\mathbf{x}))}} \sum_{i=1}^n \{Y_{i,\mathbf{m}}(\mathbf{x}) - \mathbb{E}[Y_{1,\mathbf{m}}(\mathbf{x})]\}.$$

Then

$$Z_{n,\mathbf{m}}(\mathbf{x}) = \frac{\sqrt{n}}{\sqrt{\mathbb{V}\text{ar}(Y_{1,\mathbf{m}}(\mathbf{x}))}} \left\{ F_{\mathbf{m},n}(\mathbf{x}) - \mathbb{E}[Y_{1,\mathbf{m}}(\mathbf{x})] \right\}.$$

We use the Lindeberg–Feller CLT for the triangular array $\{Y_{i,\mathbf{m}}(\mathbf{x}) : 1 \leq i \leq n\}$. For any $\varepsilon > 0$,

$$\begin{aligned} & \frac{1}{n \mathbb{V}\text{ar}(Y_{1,\mathbf{m}}(\mathbf{x}))} \sum_{i=1}^n \mathbb{E} \left[(Y_{i,\mathbf{m}}(\mathbf{x}) - \mathbb{E}[Y_{1,\mathbf{m}}(\mathbf{x})])^2 \mathbb{I} \{ |Y_{i,\mathbf{m}}(\mathbf{x}) - \mathbb{E}[Y_{1,\mathbf{m}}(\mathbf{x})]| > \varepsilon \sqrt{n \mathbb{V}\text{ar}(Y_{1,\mathbf{m}}(\mathbf{x}))} \} \right] \\ & \leq \frac{1}{n \mathbb{V}\text{ar}(Y_{1,\mathbf{m}}(\mathbf{x}))} \sum_{i=1}^n \mathbb{E} \left[(Y_{i,\mathbf{m}}(\mathbf{x}) - \mathbb{E}[Y_{1,\mathbf{m}}(\mathbf{x})])^2 \mathbb{I} \{ 1 > \varepsilon \sqrt{n \mathbb{V}\text{ar}(Y_{1,\mathbf{m}}(\mathbf{x}))} \} \right]. \end{aligned}$$

Since $|Y_{i,\mathbf{m}}(\mathbf{x}) - \mathbb{E}[Y_{1,\mathbf{m}}(\mathbf{x})]| \leq 1$ a.s. and $\mathbb{V}\text{ar}(Y_{1,\mathbf{m}}(\mathbf{x})) \rightarrow F(\mathbf{x})\{1 - F(\mathbf{x})\} > 0$, we have

$$\varepsilon \sqrt{n \mathbb{V}\text{ar}(Y_{1,\mathbf{m}}(\mathbf{x}))} \rightarrow \infty, \quad \text{as } n \rightarrow \infty.$$

Thus, for n large enough, the indicator is identically zero, so the Lindeberg condition is satisfied and

$$Z_{n,\mathbf{m}}(\mathbf{x}) \xrightarrow{d} \mathcal{N}(0, 1).$$

We obtain

$$\sqrt{n} \left\{ F_{\mathbf{m},n}(\mathbf{x}) - \mathbb{E}[Y_{1,\mathbf{m}}(\mathbf{x})] \right\} = \sqrt{\mathbb{V}\text{ar}(Y_{1,\mathbf{m}}(\mathbf{x}))} Z_{n,\mathbf{m}}(\mathbf{x}) \xrightarrow{d} \mathcal{N}\left(0, F(\mathbf{x})\{1 - F(\mathbf{x})\}\right),$$

which proves Equation (2.3).

(b) *CLT around $F(\mathbf{x})$* . We write

$$\sqrt{n} \{F_{\mathbf{m},n}(\mathbf{x}) - F(\mathbf{x})\} = \sqrt{n} \{F_{\mathbf{m},n}(\mathbf{x}) - \mathbb{E}[Y_{1,\mathbf{m}}(\mathbf{x})]\} + \sqrt{n} \{\mathbb{E}[Y_{1,\mathbf{m}}(\mathbf{x})] - F(\mathbf{x})\}.$$

The first term converges in distribution to $\mathcal{N}(0, F(\mathbf{x})\{1 - F(\mathbf{x})\})$ by part (a). For the second term, use the bias bound in Theorem 2.3, i.e.,

$$|\mathbb{E}[Y_{1,\mathbf{m}}(\mathbf{x})] - F(\mathbf{x})| = |\text{Bias}(F_{\mathbf{m},n}(\mathbf{x}))| = O(m_{\min}^{-1}).$$

Therefore, under the bandwidth condition $\sqrt{n}m_{\min}^{-1} \rightarrow 0$,

$$\sqrt{n} |\mathbb{E}[Y_{1,\mathbf{m}}(\mathbf{x})] - F(\mathbf{x})| = O(\sqrt{n}m_{\min}^{-1}) \rightarrow 0.$$

Hence the second term converges to 0 in probability. By Slutsky's theorem,

$$\sqrt{n} \{F_{\mathbf{m},n}(\mathbf{x}) - F(\mathbf{x})\} \xrightarrow{d} \mathcal{N}\left(0, F(\mathbf{x})\{1 - F(\mathbf{x})\}\right),$$

which completes the proof. \square

A.5 Proof of Theorem 2.8

Fix $L > 0$ and $\mathbf{x} \in [0, L]^d$. Recall that

$$F_{\mathbf{m},n}(\mathbf{x}) = \sum_{\mathbf{k} \in \mathbb{N}_0^d} F_n\left(\frac{\mathbf{k}}{\mathbf{m}}\right) P_{\mathbf{k},\mathbf{m}}(\mathbf{x}), \quad F_{\mathbf{m}}(\mathbf{x}) = \sum_{\mathbf{k} \in \mathbb{N}_0^d} F\left(\frac{\mathbf{k}}{\mathbf{m}}\right) P_{\mathbf{k},\mathbf{m}}(\mathbf{x}),$$

where $P_{\mathbf{k},\mathbf{m}}(\mathbf{x}) \geq 0$ and $\sum_{\mathbf{k} \in \mathbb{N}_0^d} P_{\mathbf{k},\mathbf{m}}(\mathbf{x}) = 1$. Hence,

$$F_{\mathbf{m},n}(\mathbf{x}) - F_{\mathbf{m}}(\mathbf{x}) = \sum_{\mathbf{k} \in \mathbb{N}_0^d} \left\{ F_n\left(\frac{\mathbf{k}}{\mathbf{m}}\right) - F\left(\frac{\mathbf{k}}{\mathbf{m}}\right) \right\} P_{\mathbf{k},\mathbf{m}}(\mathbf{x}),$$

and by convexity of the weighted average,

$$|F_{\mathbf{m},n}(\mathbf{x}) - F_{\mathbf{m}}(\mathbf{x})| \leq \sup_{\mathbf{t} \in [0, \infty)^d} |F_n(\mathbf{t}) - F(\mathbf{t})|. \quad (\text{A.13})$$

Taking the supremum over $\mathbf{x} \in [0, L]^d$ gives

$$\sup_{\mathbf{x} \in [0, L]^d} |F_{\mathbf{m},n}(\mathbf{x}) - F_{\mathbf{m}}(\mathbf{x})| \leq \sup_{\mathbf{t} \in [0, \infty)^d} |F_n(\mathbf{t}) - F(\mathbf{t})| \xrightarrow{a.s.} 0, \quad n \rightarrow \infty,$$

by the multivariate Glivenko–Cantelli theorem (see, e.g., [van der Vaart and Wellner, 1996](#), Chapter 19).

Further, write

$$F_{\mathbf{m}}(\mathbf{x}) = \mathbb{E}\left[F\left(\frac{\mathbf{K}}{\mathbf{m}}\right)\right],$$

where K_1, \dots, K_d are independent with $K_j \sim \text{Poi}(m_j x_j)$, and set $\Delta := \mathbf{K}/\mathbf{m} - \mathbf{x}$. Fix $\delta \in (0, 1]$. Since F is continuous on every compact, it is uniformly continuous on $[0, L+1]^d$; let $\omega_{L+1}(\delta)$ denote its modulus of continuity on $[0, L+1]^d$. For $\mathbf{x} \in [0, L]^d$, the event $\{\|\Delta\| \leq \delta\}$ implies $\mathbf{K}/\mathbf{m} \in [0, L+1]^d$ (because $\mathbf{K}/\mathbf{m} \geq 0$ componentwise), hence

$$|F_{\mathbf{m}}(\mathbf{x}) - F(\mathbf{x})| = \left| \mathbb{E}\left[F\left(\frac{\mathbf{K}}{\mathbf{m}}\right) - F(\mathbf{x})\right] \right| \leq \omega_{L+1}(\delta) + \mathbb{P}(\|\Delta\| > \delta).$$

Moreover,

$$\mathbb{E}\|\Delta\|^2 = \sum_{j=1}^d \text{Var}\left(\frac{K_j}{m_j}\right) = \sum_{j=1}^d \frac{x_j}{m_j} \leq \frac{dL}{m_{\min}},$$

so Markov's inequality yields $\mathbb{P}(\|\Delta\| > \delta) \leq (dL)/(\delta^2 m_{\min})$, uniformly over $\mathbf{x} \in [0, L]^d$. Therefore,

$$\sup_{\mathbf{x} \in [0, L]^d} |F_{\mathbf{m}}(\mathbf{x}) - F(\mathbf{x})| \leq \omega_{L+1}(\delta) + \frac{dL}{\delta^2 m_{\min}} \rightarrow 0, \quad m_{\min} \rightarrow \infty,$$

by first letting $\delta \downarrow 0$ (so $\omega_{L+1}(\delta) \downarrow 0$) and then letting $m_{\min} \rightarrow \infty$.

Combining the stochastic bound (A.13) with the bias bound above gives

$$\sup_{\mathbf{x} \in [0, L]^d} |F_{\mathbf{m},n}(\mathbf{x}) - F(\mathbf{x})| \leq \sup_{\mathbf{t} \in [0, \infty)^d} |F_n(\mathbf{t}) - F(\mathbf{t})| + \sup_{\mathbf{x} \in [0, L]^d} |F_{\mathbf{m}}(\mathbf{x}) - F(\mathbf{x})| \xrightarrow{a.s.} 0,$$

as $n \rightarrow \infty$ and $m_{\min} \rightarrow \infty$. This proves the theorem. \square

A.6 Proof of Theorem 3.2

Throughout, $(\lambda_1, \dots, \lambda_d) \in [0, L]^d$ is fixed and

$$\mathbf{x} = \left(\frac{\lambda_1}{m_1}, \dots, \frac{\lambda_d}{m_d} \right), \quad m_{\min} = \min_{1 \leq j \leq d} m_j \rightarrow \infty.$$

As in Theorem 2.3, let K_1, \dots, K_d be independent with $K_j \sim \text{Poi}(m_j x_j) = \text{Poi}(\lambda_j)$ and define $Z_j := K_j/m_j$. Then

$$\mathbb{E}[F_{\mathbf{m},n}(\mathbf{x})] = \mathbb{E}\left[F\left(\frac{\mathbf{K}}{\mathbf{m}}\right)\right] = F_{\mathbf{m}}(\mathbf{x}), \quad \text{Bias}(F_{\mathbf{m},n}(\mathbf{x})) = F_{\mathbf{m}}(\mathbf{x}) - F(\mathbf{x}),$$

so it suffices to expand $F_{\mathbf{m}}(\mathbf{x}) - F(\mathbf{x})$.

For each $j \in \{1, \dots, d\}$, define the univariate slice

$$\varphi_j(t) := F(x_1, \dots, x_{j-1}, t, x_{j+1}, \dots, x_d), \quad t \geq 0.$$

By Assumption 3.1, there exists $\delta > 0$ such that F is twice continuously differentiable on $\{x : \min_k x_k \leq \delta\}$ and the mixed second derivatives are bounded there. In particular, for each j , φ_j is twice continuously differentiable on $[0, \delta]$ with

$$\sup_{t \in [0, \delta]} |\varphi_j''(t)| < \infty,$$

uniformly in $(\lambda_1, \dots, \lambda_d) \in [0, L]^d$. A second-order Taylor expansion at the boundary point $t = 0$ yields

$$\varphi_j(t) = \varphi_j(0) + t \varphi_j'(0) + \frac{1}{2} t^2 \varphi_j''(0) + R_j(t), \quad t \in [0, \delta],$$

where the remainder can be chosen in the standard form

$$|R_j(t)| \leq \omega_j(|t|) t^2, \quad t \in [0, \delta], \tag{A.14}$$

for some function $\omega_j : [0, \infty) \rightarrow [0, \infty)$ with $\omega_j(r) \rightarrow 0$ as $r \downarrow 0$, independent of $(\lambda_1, \dots, \lambda_d)$.

Evaluating at $t = Z_j$ and using

$$\mathbb{E}[Z_j] = x_j = \frac{\lambda_j}{m_j}, \quad \mathbb{E}[Z_j^2] = x_j^2 + \frac{\lambda_j}{m_j^2},$$

we obtain

$$\mathbb{E}[\varphi_j(Z_j)] = \varphi_j(0) + x_j \varphi_j'(0) + \frac{1}{2} \left(x_j^2 + \frac{\lambda_j}{m_j^2} \right) \varphi_j''(0) + \mathbb{E}[R_j(Z_j)]. \tag{A.15}$$

Since $x_j = \lambda_j/m_j \rightarrow 0$ uniformly in $\lambda_j \in [0, L]$, we may also expand φ_j at $t = x_j$:

$$\varphi_j(x_j) = \varphi_j(0) + x_j \varphi_j'(0) + \frac{1}{2} x_j^2 \varphi_j''(0) + r_j,$$

where $r_j = o(x_j^2) = o(m_j^{-2})$ uniformly in $(\lambda_1, \dots, \lambda_d)$. Subtracting this from Equation (A.15) gives

$$\mathbb{E}[\varphi_j(Z_j)] - \varphi_j(x_j) = \frac{1}{2} \frac{\lambda_j}{m_j^2} \varphi_j''(0) + (\mathbb{E}[R_j(Z_j)] - r_j). \quad (\text{A.16})$$

To identify the leading term we need the behaviour of $\mathbb{E}[R_j(Z_j)]$.

Fix $\varepsilon > 0$ and choose $\rho \in (0, \delta]$ such that $\omega_j(r) \leq \varepsilon$ whenever $0 \leq r \leq \rho$ in Equation (A.14). Write

$$\mathbb{E}[R_j(Z_j)] = \mathbb{E}[R_j(Z_j)\mathbb{I}_A] + \mathbb{E}[R_j(Z_j)\mathbb{I}_{A^c}], \quad A := \{Z_j \leq \rho\}.$$

On A we have $|R_j(Z_j)| \leq \varepsilon Z_j^2$ by Equation (A.14), hence

$$|\mathbb{E}[R_j(Z_j)\mathbb{I}_A]| \leq \varepsilon \mathbb{E}[Z_j^2] = \varepsilon \left(x_j^2 + \frac{\lambda_j}{m_j^2} \right) = O(\varepsilon m_j^{-2}),$$

uniformly in $(\lambda_1, \dots, \lambda_d) \in [0, L]^d$.

On $A^c = \{Z_j > \rho\}$ we cannot guarantee $Z_j \leq \delta$, so we use a global bound for the Taylor remainder. Since $0 \leq F \leq 1$ and Assumption 3.1 implies that $\varphi_j'(0)$ and $\varphi_j''(0)$ are uniformly bounded in λ , there exists a constant $C_j < \infty$ such that

$$|R_j(t)| = |\varphi_j(t) - \varphi_j(0) - t\varphi_j'(0) - \frac{1}{2}t^2\varphi_j''(0)| \leq C_j(1 + t^2), \quad t \geq 0,$$

uniformly in λ . Hence, on A^c ,

$$|R_j(Z_j)| \leq C_j(1 + Z_j^2) = C_j \left(1 + \frac{K_j^2}{m_j^2} \right),$$

and therefore

$$|\mathbb{E}[R_j(Z_j)\mathbb{I}_{A^c}]| \leq C_j \mathbb{P}(K_j > \rho m_j) + \frac{C_j}{m_j^2} \mathbb{E}[K_j^2 \mathbb{I}_{\{K_j > \rho m_j\}}].$$

For any fixed $\rho > 0$ and $L < \infty$, a Chernoff bound for Poisson tails yields constants $C, c > 0$ (depending only on ρ and L) such that

$$\sup_{\lambda_j \in [0, L]} \mathbb{P}(K_j > \rho m_j) \leq C e^{-cm_j} = o(m_j^{-2}) \quad (m_j \rightarrow \infty).$$

Moreover, $\sup_{\lambda_j \in [0, L]} \mathbb{E}[K_j^4] < \infty$, so the Cauchy–Schwarz inequality yields

$$\frac{1}{m_j^2} \sup_{\lambda_j \in [0, L]} \mathbb{E}[K_j^2 \mathbb{I}_{\{K_j > \rho m_j\}}] \leq \frac{1}{m_j^2} \sqrt{\sup_{\lambda_j \in [0, L]} \mathbb{E}[K_j^4]} \times \sqrt{\sup_{\lambda_j \in [0, L]} \mathbb{P}(K_j > \rho m_j)} = o(m_j^{-2}).$$

We conclude that

$$\mathbb{E}[R_j(Z_j)\mathbb{I}_{A^c}] = o(m_j^{-2}),$$

uniformly in $\lambda_j \in [0, L]$. Combining the two parts,

$$\mathbb{E}[R_j(Z_j)] = O(\varepsilon m_j^{-2}) + o(m_j^{-2}),$$

uniformly in $(\lambda_1, \dots, \lambda_d)$; since $\varepsilon > 0$ is arbitrary,

$$\mathbb{E}[R_j(Z_j)] = o(m_j^{-2}) \quad \text{uniformly in } (\lambda_1, \dots, \lambda_d) \in [0, L]^d.$$

Recalling $r_j = o(m_j^{-2})$, we deduce from Equation (A.16) that

$$\mathbb{E}[\varphi_j(Z_j)] - \varphi_j(x_j) = \frac{1}{2} \frac{\lambda_j}{m_j^2} \varphi_j''(0) + o(m_j^{-2}).$$

Since

$$\varphi_j''(0) = \partial_{x_j x_j}^2 F(x^{(j,0)}),$$

we arrive at the slice expansion

$$\mathbb{E}[\varphi_j(Z_j)] - \varphi_j(x_j) = \frac{1}{2} \frac{\lambda_j}{m_j^2} \partial_{x_j x_j}^2 F(x^{(j,0)}) + o(m_j^{-2}), \quad j = 1, \dots, d, \quad (\text{A.17})$$

with the $o(m_j^{-2})$ term uniform in $(\lambda_1, \dots, \lambda_d) \in [0, L]^d$.

Write $Z = (Z_1, \dots, Z_d)$ and define intermediate vectors

$$Z^{(0)} := x, \quad Z^{(j)} := (Z_1, \dots, Z_j, x_{j+1}, \dots, x_d), \quad j = 1, \dots, d.$$

Then $Z^{(d)} = Z$ and

$$F(Z) - F(x) = \sum_{j=1}^d (F(Z^{(j)}) - F(Z^{(j-1)})).$$

Taking expectations,

$$F_m(x) - F(x) = \mathbb{E}[F(Z)] - F(x) = \sum_{j=1}^d \mathbb{E}[F(Z^{(j)}) - F(Z^{(j-1)})]. \quad (\text{A.18})$$

For each j , add and subtract the slice φ_j at Z_j and x_j :

$$F(Z^{(j)}) - F(Z^{(j-1)}) = (F(Z^{(j)}) - \varphi_j(Z_j)) + (\varphi_j(Z_j) - \varphi_j(x_j)) + (\varphi_j(x_j) - F(Z^{(j-1)})).$$

Set

$$A_{j,1} := \mathbb{E}[F(Z^{(j)}) - \varphi_j(Z_j)], \quad A_{j,2} := \mathbb{E}[\varphi_j(Z_j)] - \varphi_j(x_j), \quad A_{j,3} := \varphi_j(x_j) - \mathbb{E}[F(Z^{(j-1)})].$$

Then

$$\mathbb{E}[F(Z^{(j)}) - F(Z^{(j-1)})] = A_{j,1} + A_{j,2} + A_{j,3}.$$

By definition,

$$\varphi_j(Z_j) = F(x_1, \dots, x_{j-1}, Z_j, x_{j+1}, \dots, x_d),$$

whereas

$$F(Z^{(j)}) = F(Z_1, \dots, Z_{j-1}, Z_j, x_{j+1}, \dots, x_d).$$

Thus $A_{j,1}$ measures the effect of replacing (x_1, \dots, x_{j-1}) by (Z_1, \dots, Z_{j-1}) in the first $j-1$ coordinates (with the j th coordinate fixed at Z_j). Similarly, $A_{j,3}$ measures the effect of replacing (Z_1, \dots, Z_{j-1}) by (x_1, \dots, x_{j-1}) when the j th coordinate is fixed at x_j .

Consider $A_{j,1}$. For each realization of $(Z_1, \dots, Z_{j-1}, Z_j)$ with all components in $[0, \delta]$, let

$$g(y_1, \dots, y_{j-1}) := F(y_1, \dots, y_{j-1}, Z_j, x_{j+1}, \dots, x_d),$$

and set $\mathbf{h} := (Z_1 - x_1, \dots, Z_{j-1} - x_{j-1})^\top$. By the integral form of Taylor's theorem,

$$\begin{aligned} F(Z^{(j)}) - \varphi_j(Z_j) &= g(x_{1:(j-1)} + \mathbf{h}) - g(x_{1:(j-1)}) \\ &= \sum_{k=1}^{j-1} \partial_{x_k} g(x_{1:(j-1)}) h_k + \int_0^1 (1-t) \mathbf{h}^\top \nabla^2 g(x_{1:(j-1)} + t\mathbf{h}) \mathbf{h} dt. \end{aligned}$$

Note that $\partial_{x_k} g(x_{1:(j-1)}) = \partial_{x_k} F(x_1, \dots, x_{j-1}, Z_j, x_{j+1}, \dots, x_d)$ depends only on Z_j , whereas $h_k = Z_k - x_k$ depends only on Z_k . Since the components (Z_1, \dots, Z_{j-1}) are independent of Z_j and $\mathbb{E}[Z_k - x_k] = 0$, we obtain

$$\mathbb{E}[\partial_{x_k} g(x_{1:(j-1)})(Z_k - x_k)] = \mathbb{E}[\partial_{x_k} g(x_{1:(j-1)})] \mathbb{E}[Z_k - x_k] = 0, \quad k = 1, \dots, j-1.$$

Moreover, by Assumption 3.1, the second-order partial derivatives of F are uniformly bounded on $\{x : \min_{1 \leq j \leq d} x_j \leq \delta\}$; hence there exists $C < \infty$ such that $\|\nabla^2 g(\cdot)\|_\infty \leq C$ throughout the segment $\{x_{1:(j-1)} + t\mathbf{h} : t \in [0, 1]\}$. Consequently,

$$\left| \int_0^1 (1-t) \mathbf{h}^\top \nabla^2 g(x_{1:(j-1)} + t\mathbf{h}) \mathbf{h} dt \right| \leq \frac{C}{2} \|\mathbf{h}\|_1^2 \leq \frac{C(j-1)}{2} \sum_{k=1}^{j-1} |Z_k - x_k|^2,$$

and

$$\mathbb{E}[|Z_k - x_k|^2] = \frac{\lambda_k}{m_k^2},$$

so we obtain

$$|A_{j,1}| \leq \frac{C(j-1)}{2} \sum_{k=1}^{j-1} \mathbb{E}[|Z_k - x_k|^2] \leq C'(j-1) \sum_{k=1}^{j-1} \frac{\lambda_k}{m_k^2} \leq C'' m_{\min}^{-2},$$

uniformly in $(\lambda_1, \dots, \lambda_d) \in [0, L]^d$. An analogous argument, with the j th coordinate fixed at x_j instead of Z_j , gives the same bound for $A_{j,3}$. In both cases one can refine $O(m_{\min}^{-2})$ to $o(m_{\min}^{-2})$ using continuity of the derivatives, but for the global expansion it suffices that

$$A_{j,1} = o(m_{\min}^{-2}), \quad A_{j,3} = o(m_{\min}^{-2}),$$

uniformly in $(\lambda_1, \dots, \lambda_d)$.

From Equation (A.17),

$$A_{j,2} = \mathbb{E}[\varphi_j(Z_j)] - \varphi_j(x_j) = \frac{1}{2} \frac{\lambda_j}{m_j^2} \partial_{x_j x_j}^2 F(x^{(j,0)}) + o(m_j^{-2}).$$

Combining with the bounds for $A_{j,1}$ and $A_{j,3}$, we obtain

$$\mathbb{E}[F(Z^{(j)}) - F(Z^{(j-1)})] = \frac{1}{2} \frac{\lambda_j}{m_j^2} \partial_{x_j x_j}^2 F(x^{(j,0)}) + o(m_{\min}^{-2}), \quad j = 1, \dots, d,$$

uniformly in $(\lambda_1, \dots, \lambda_d) \in [0, L]^d$. Substituting into Equation (A.18) and summing over j yields

$$F_m(x) - F(x) = \frac{1}{2} \sum_{j=1}^d \frac{\lambda_j}{m_j^2} \partial_{x_j x_j}^2 F(x^{(j,0)}) + o(m_{\min}^{-2}),$$

uniformly in $(\lambda_1, \dots, \lambda_d) \in [0, L]^d$. Since $\mathbb{B}ias(F_{m,n}(x)) = F_m(x) - F(x)$, this is precisely the claimed boundary-layer bias expansion. \square

A.7 Proof of Theorem 3.3

Fix $L > 0$ and $(\lambda_1, \dots, \lambda_d) \in [0, L]^d$, and set

$$\mathbf{x} = \left(\frac{\lambda_1}{m_1}, \dots, \frac{\lambda_d}{m_d} \right), \quad m_{\min} = \min_{1 \leq j \leq d} m_j \rightarrow \infty.$$

As in the proof of Theorem 2.3, write

$$F_{m,n}(\mathbf{x}) - F_m(\mathbf{x}) = \frac{1}{n} \sum_{i=1}^n Z_{i,m}(\mathbf{x}),$$

where

$$Z_{i,m}(\mathbf{x}) := \sum_{\mathbf{k} \in \mathbb{N}_0^d} \left\{ \mathbb{I}_{\{\mathbf{X}_i \leq \mathbf{k}/m\}} - F(\mathbf{k}/m) \right\} P_{\mathbf{k},m}(\mathbf{x}), \quad i = 1, \dots, n,$$

so that the $Z_{i,m}(\mathbf{x})$ are i.i.d. with $\mathbb{E}[Z_{i,m}(\mathbf{x})] = 0$ and

$$\mathbb{V}ar(F_{m,n}(\mathbf{x})) = \frac{1}{n} \mathbb{E}[Z_{1,m}(\mathbf{x})^2].$$

As in Equation (A.1) in the proof of Theorem 2.3, let $\mathbf{K} = (K_1, \dots, K_d)$ and $\mathbf{L} = (L_1, \dots, L_d)$ be independent with

$$K_j \sim \text{Poi}(m_j x_j) = \text{Poi}(\lambda_j), \quad L_j \sim \text{Poi}(m_j x_j) = \text{Poi}(\lambda_j), \quad j = 1, \dots, d,$$

and define

$$\mathbf{U} := \frac{\mathbf{K} \wedge \mathbf{L}}{\mathbf{m}} - \mathbf{x}, \quad \mathbf{V} := \frac{\mathbf{K}}{\mathbf{m}} - \mathbf{x}.$$

Then one can write

$$\mathbb{E}[Z_{1,\mathbf{m}}(\mathbf{x})^2] = F(\mathbf{x})\{1 - F(\mathbf{x})\} + \sum_{j=1}^d \partial_{x_j} F(\mathbf{x}) \mathbb{E}[U_j] + R_{\mathbf{m}}(\mathbf{x}),$$

where $R_{\mathbf{m}}(\mathbf{x})$ collects the quadratic and Taylor remainder terms. The derivation of this representation is based on a near/far Taylor expansion of $F(\mathbf{x} + \mathbf{U})$ and $F(\mathbf{x} + \mathbf{V})$ and only requires that F be twice continuously differentiable with uniformly bounded second derivatives on a neighbourhood of \mathbf{x} , together with Poisson tail bounds; see the detailed argument in the proof of Theorem 2.3. The only change here is that $\mathbf{x} = \mathbf{x}(\mathbf{m})$ depends on \mathbf{m} , but for $x_j = \lambda_j/m_j$ and $(\lambda_1, \dots, \lambda_d) \in [0, L]^d$ we have $\min_j x_j \leq \delta$ for all sufficiently large m_{\min} , so \mathbf{x} remains in the region covered by Assumption 3.1. Under Assumption 3.1, this yields

$$R_{\mathbf{m}}(\mathbf{x}) = O(m_{\min}^{-1}),$$

uniformly in $(\lambda_1, \dots, \lambda_d) \in [0, L]^d$.

It remains to control $\mathbb{E}[U_j]$ under the boundary-layer scaling. By the identity $\min(a, b) = \frac{1}{2}(a + b - |a - b|)$ we have

$$\mathbb{E}[U_j] = \frac{1}{m_j} \left\{ \mathbb{E}[\min(K_j, L_j)] - m_j x_j \right\} = \frac{1}{m_j} \left\{ \mathbb{E}[\min(K_j, L_j)] - \lambda_j \right\}.$$

Here $K_j, L_j \sim \text{Poi}(\lambda_j)$ with $\lambda_j \in [0, L]$ fixed, so $\mathbb{E}[\min(K_j, L_j)]$ is a bounded function of λ_j . In particular,

$$0 \leq \mathbb{E}[\min(K_j, L_j)] \leq \mathbb{E}[K_j] = \lambda_j$$

implies

$$-\lambda_j \leq \mathbb{E}[\min(K_j, L_j)] - \lambda_j \leq 0,$$

and therefore

$$|\mathbb{E}[U_j]| \leq \frac{\lambda_j}{m_j} \leq \frac{L}{m_j}.$$

Consequently,

$$\left| \sum_{j=1}^d \partial_{x_j} F(\mathbf{x}) \mathbb{E}[U_j] \right| \leq C m_{\min}^{-1}$$

for some constant $C < \infty$ depending only on L, d and the derivative bounds from Assumption 3.1.

Putting the pieces together, we obtain

$$\mathbb{E}[Z_{1,\mathbf{m}}(\mathbf{x})^2] = F(\mathbf{x})\{1 - F(\mathbf{x})\} + O(m_{\min}^{-1}),$$

uniformly over $(\lambda_1, \dots, \lambda_d) \in [0, L]^d$, as $m_{\min} \rightarrow \infty$. Therefore

$$\text{Var}(F_{\mathbf{m},n}(\mathbf{x})) = \frac{1}{n} \mathbb{E}[Z_{1,\mathbf{m}}(\mathbf{x})^2] = \frac{1}{n} F(\mathbf{x})\{1 - F(\mathbf{x})\} + O(n^{-1} m_{\min}^{-1}),$$

which is the claimed variance expansion. \square

Reproducibility

The R ([R Core Team, 2026](#)) code used to generate the simulation study results in Section 4 is publicly available on [GitHub](#).

References

- Bhattacharya, R. N. and R. R. Rao (2010). *Normal approximation and asymptotic expansions*. SIAM.
- Bouezmarni, T. and O. Scaillet (2005). Consistency of asymmetric kernel density estimator and smoothed histograms with application to income data. *Econometric Theory* 21(2), 390–412.
- Canonne, C. (2017). A short note on Poisson tail bounds. Retrieved from the website: <http://www.cs.columbia.edu/ccanonne>.
- Dabrowska, D. M. (1988). Kaplan-Meier estimate on the plane. *Ann. Statist.* 16(4), 1475–1489.
- Dabrowska, D. M. (1989). Kaplan-Meier estimate on the plane: weak convergence, lil, and the bootstrap. *Journal of Multivariate analysis* 29(2), 308–325.
- Funke, B. and M. Hirukawa (2025). On uniform consistency of nonparametric estimators smoothed by the gamma kernel. *Ann. Inst. Statist. Math.* 77(3), 459–489.
- Gawronski, W. and U. Stadtmüller (1980). On density estimation by means of poisson’s distribution. *Scandinavian Journal of Statistics* 7(2), 90–94.
- Gawronski, W. and U. Stadtmüller (1981). Smoothing histograms by means of lattice- and continuous distributions. *Metrika* 28, 155–164.
- Hanebeck, A. and B. Klar (2021). Smoothing distribution function estimation for lifetime distributions using Szasz-Mirakyan operators. *Annals of the Institute of Statistical Mathematics* 73, 1229–1247.
- Lafaye de Micheaux, P. and F. Ouimet (2021). A study of seven asymmetric kernels for the estimation of cumulative distribution functions. *Mathematics* 9(20), 2605.
- Li, D.-Q., S.-H. Jiang, S.-B. Wu, C.-B. Zhou, and L.-M. Zhang (2013). Modeling multivariate distributions using Monte Carlo simulation for structural reliability analysis with complex performance function. *Proceedings of the Institution of Mechanical Engineers, Part O: Journal of risk and reliability* 227(2), 109–118.

- Lorentz, G. (1986). *Bernstein Polynomials* (2nd ed.). New York: Chelsea Publishing.
- Lu, D. and L. Wang (2021). On the rates of asymptotic normality for Bernstein polynomial estimators in a triangular array. *Methodol. Comput. Appl. Probab.* 23(4), 1519–1536.
- Mansouri, B., A. Rastin, and H. A. Mombeni (2024). Nonparametric estimation of bivariate cumulative distribution function. *Arabian Journal of Mathematics* 13(3), 621–632.
- Mirakjan, G. M. (1941). Approximation des fonctions continues au moyen de polynômes de la forme $e^{-nx} \sum k = 0^{mn} c_{k,n} x^k$ [approximation of continuous functions with the aid of polynomials of the form $e^{-nx} \sum k = 0^{mn} c_{k,n} x^k$] (in French). *C. R. Acad. Sci. URSS* 31, 201–205.
- Mombeni, H. A., B. Mansouri, and M. R. Akhoond (2021). Asymmetric kernels for boundary modification in distribution function estimation. *REVSTAT* 19(4), 463–484.
- Nafii, A., T. Bouezmarni, and M. Mesfioui (2024). Non parametric multivariate distribution estimation under right censoring. *Comm. Statist. Theory Methods* 53(19), 6785–6798.
- Ouimet, F. (2021). On the Le Cam distance between Poisson and Gaussian experiments and the asymptotic properties of Szasz estimators. *Journal of Mathematical Analysis and Applications* 499(1), 125033.
- R Core Team (2026). *R: A Language and Environment for Statistical Computing*. Vienna, Austria: R Foundation for Statistical Computing.
- Schmidt, A. M. and A. E. Gelfand (2003). A Bayesian coregionalization approach for multivariate pollutant data. *Journal of Geophysical Research: Atmospheres* 108(D24), 1–9.
- Szász, O. (1950). Generalization of S. Bernstein’s polynomials to the infinite interval. *J. Res. Nat. Bur. Standards* 45(3), 239–245.
- Tenreiro, C. (2018). A new class of boundary kernels for distribution function estimation. *Communications in Statistics-Theory and Methods* 47(21), 5319–5332.
- van der Vaart, W. and J. A. Wellner (1996). *Weak Convergence and Empirical Process: With Applications to Statistics*. Springer, New York.
- Wang, L. and D. Lu (2023). Application of Bernstein polynomials on estimating a distribution and density function in a triangular array. *Methodol. Comput. Appl. Probab.* 25(2), Paper No. 56, 14.
- Zhang, S., Z. Li, and Z. Zhang (2020). Estimating a distribution function at the boundary. *Austrian Journal of Statistics* 49(1), 1–23.