

# BoRP: Bootstrapped Regression Probing for Scalable and Human-Aligned LLM Evaluation

Peng Sun\*, Xiangyu Zhang, and Duan Wu

Alibaba Group

sp80287@alibaba-inc.com

## Abstract

Accurate evaluation of user satisfaction is critical for iterative development of conversational AI. However, for open-ended assistants, traditional A/B testing lacks reliable metrics: explicit feedback is sparse, while implicit metrics are ambiguous. To bridge this gap, we introduce **BoRP (Bootstrapped Regression Probing)**, a scalable framework for high-fidelity satisfaction evaluation. Unlike generative approaches, BoRP leverages the geometric properties of LLM latent space. It employs a *polarization-index-based bootstrapping* mechanism to automate rubric generation and utilizes Partial Least Squares (PLS) to map hidden states to continuous scores. Experiments on industrial datasets show that BoRP (Qwen3-8B/14B) significantly outperforms generative baselines (even Qwen3-Max) in alignment with human judgments. Furthermore, BoRP reduces inference costs by orders of magnitude, enabling full-scale monitoring and highly sensitive A/B testing via CUPED.

## 1 Introduction

With the advent of LLMs, conversational agents have shifted towards unstructured, open-ended interactions, enabling users to fulfill diverse intents. This flexibility, however, complicates satisfaction quantification. Traditional heuristic metrics (e.g., Session Duration, Turn Counts) suffer from ambiguity (Deriu et al., 2021): prolonged engagement can signal either immersion or confusion. Conversely, posterior metrics like Retention (R1/R7) act as lagging indicators, lacking the sensitivity required for rapid strategy iteration. This creates a critical "Metric Gap": the industry urgently needs a framework to capture immediate satisfaction with high fidelity.

**The Dilemma of Existing Paradigms** Existing evaluation methodologies primarily fall into four categories, yet each hits a "hard wall" in industrial deployment.

**Manual Evaluation**, while serving as the gold standard, is blocked by the Wall of Scalability. The sparsity of human labels results in insufficient statistical power

for A/B testing (Kohavi et al., 2020). Consequently, detecting small but meaningful strategy improvements requires impractically long experiment durations.

**Generative Evaluation (LLM-as-a-Judge)** suffers from an irreconcilable Accuracy-Cost Trade-off. Using SOTA models (e.g., GPT-4) incurs prohibitive costs for full-scale monitoring. Conversely, smaller models (e.g., 7B-14B) often exhibit an "Alignment Tax"—a central tendency bias that suppresses extreme judgments. Furthermore, recent research (Zhu et al., 2025) reveals the intrinsic instability of generative judgments, where stochastic decoding leads to inconsistent scores, necessitating expensive aggregation strategies to ensure reliability.

**Fine-tuned Evaluators (Specialized Judges & BERT)** attempt to bridge the gap by training on evaluation-specific datasets. Recent works like Prometheus (Kim et al., 2024), JudgeLM (Zhu et al., 2023), and JudgeLRM (Yuan et al., 2025) have shown promise by fine-tuning LLMs on massive feedback datasets (often  $> 100k$  samples). However, this paradigm faces two hurdles: (1) Data Scalability: Curating such large-scale, high-quality reasoning traces is prohibitively expensive for every new business domain. (2) Inference Cost: Being generative in nature, they still incur high decoding latency. On the other end, traditional discriminative fine-tuning (e.g., BERT) is fast but limited by a Cognitive Bottleneck, lacking the reasoning depth to evaluate complex multi-turn logic in open-ended chat.

**Conventional Probing** (typically linear classifiers or PCA), while efficient, often settles for Coarse Classification. Even recent works (Maiya et al., 2025) focusing on preference extraction remain limited to pairwise ranking or binary judgments. Unsupervised probes are easily distracted by "Topic Residuals"—where the high variance of conversation topics overshadows subtle sentiment signals (Burns et al., 2022), making them unsuitable for fine-grained ordinal regression in industrial settings.

**Present Work** To bridge these gaps, we introduce **BoRP (Bootstrapped Regression Probing)**, an end-to-end framework designed to break the "impossible triangle" of quality, cost, and coverage in industrial evaluation. We reframe evaluation not as generation, but as a high-fidelity regression task within the latent space.

**Contributions** Our main contributions are four-fold:

\* Corresponding author.

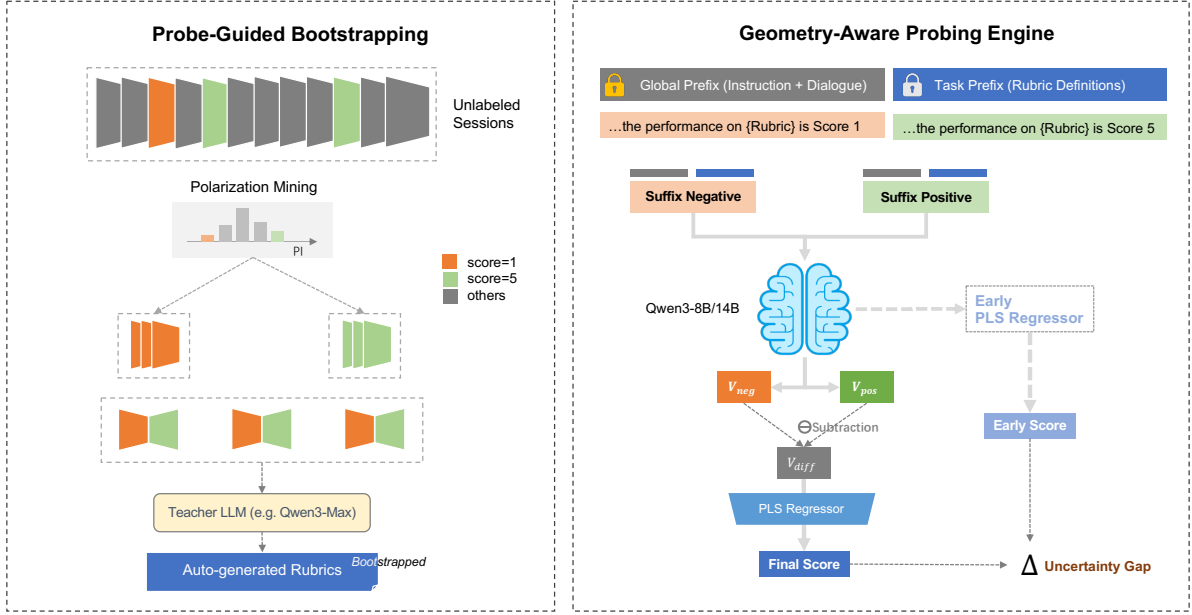


Figure 1: **The BoRP Framework.** (Left) **Probe-Guided Bootstrapping:** Illustration of the Polarization Mining process, extracting extreme samples for rubric generation. (Right) **Geometry-Aware Probing Engine:** BoRP extracts hidden states via contrastive suffix prompting. A PLS regressor projects the difference vector to a continuous score. Notably, we aggregate signals from both intermediate and final layers to quantify model uncertainty via the layer-wise score gap (see Sec 5). This architecture leverages KV-cache reuse, achieving high-throughput evaluation.

- **Methodological Innovation:** We propose a Geometry-Aware Regression approach. By introducing Partial Least Squares (PLS) (Wold, 1966) and a Polarization-guided resampling strategy, we effectively identify satisfaction-related subspaces within high-dimensional noise, outperforming PCA and generative baselines in fine-grained scoring.
- **Data Efficiency:** We design a Probe-Guided Bootstrapping mechanism. By defining a Polarization Index to unsupervisedly mine extreme samples and employing ensemble distillation, we automate rubric generation, significantly reducing the reliance on expert knowledge.
- **System Performance:** We implement a high-throughput inference engine leveraging Suffix-Only Probing and KV-Cache Reuse. This achieves an industrial-scale throughput of approx. 1.4M sessions/day on a single GPU, reducing costs by two orders of magnitude compared to GPT-4.
- **Industrial Impact:** We validate BoRP in large-scale online A/B testing. Combined with CUPED, our framework demonstrates superior sensitivity, effectively guiding rapid product iteration.

## 2 Related Work

**LLM-as-a-Judge & Specialized Models** Evaluating open-ended generation has shifted from n-gram met-

rics (BLEU) to model-based evaluation. Early works prompted proprietary models like GPT-4 (Zheng et al., 2024; Chang et al., 2024). Recent efforts focus on fine-tuning specialized judge models, such as Prometheus (Kim et al., 2024), JudgeLM (Zhu et al., 2023), and JudgeLRM (Yuan et al., 2025), to improve alignment. While effective, these generative approaches suffer from high inference latency and inherent biases (e.g., position bias (Wang et al., 2023a), verbosity bias (Saito et al., 2023)). Furthermore, recent studies highlight the calibration issues and instability of generative scoring (Verga et al., 2025; Zhu et al., 2025). BoRP addresses these by bypassing generation entirely.

**Automated Rubric Generation** Defining high-quality rubrics is a bottleneck for evaluation. Recent works like OpenRubrics (Zhang et al., 2025), Auto-Rubric (Wang et al., 2025), and Rubrics-as-Rewards (Lee et al., 2025) explore using LLMs to synthesize or refine evaluation criteria. While promising, these methods typically rely on prompting strategies (e.g., "Write a rubric for X"). In contrast, BoRP introduces a Geometry-Guided approach: we use the *Polarization Index* to mine real-world extreme samples from unlabeled data, ensuring that the generated rubrics are grounded in the actual distribution of the industrial traffic.

**Latent Probing & Uncertainty** Probing classifiers have been used to interpret internal representations (Alain and Bengio, 2016), detecting truthfulness (Burns et al., 2022) or hallucinations. However, most probes

focus on binary classification. BoRP advances this by introducing PLS regression for fine-grained ordinal scoring (1-5 scale). Additionally, leveraging insights from uncertainty estimation surveys (Huang et al., 2025; Chen et al., 2025), we explore layer-wise consistency as a computation-free proxy for model confidence, enabling reliable human-in-the-loop deployment.

**Efficient Inference** Techniques like *FlashAttention* (Dao et al., 2022) and *RadixAttention* (SGLang) (Zheng et al., 2023) have revolutionized throughput. Our work explicitly leverages the KV-Cache separation property of these frameworks to implement our "Suffix-Only" architecture, maximizing the ROI of inference infrastructure.

### 3 Methodology

We propose **BoRP**, a geometry-aware framework for scalable LLM evaluation. As illustrated in Figure 1, the system architecture comprises a Bootstrapping Engine (Figure 1 Left) and a Probing Engine (Figure 1 Right). We detail the mathematical formulation of latent representations in Sec 3.1, followed by the bootstrapping mechanism (Sec 3.2), regression algorithm (Sec 3.3), and system optimization (Sec 3.4).

#### 3.1 Preliminaries: Contrastive Representation

Following Burns et al. (2022), we extract representations from the model’s internal states. For a dialogue  $H$  and query  $U$ , we construct a positive prompt  $P_{pos}$  and a negative prompt  $P_{neg}$  (using generic templates initially). We extract the hidden states of the final token at the last layer:

$$\mathbf{v}_{diff} = \mathcal{M}(H, U, P_{pos}) - \mathcal{M}(H, U, P_{neg}) \quad (1)$$

This difference vector  $\mathbf{v}_{diff}$  is designed to neutralize common-mode noise (e.g., syntax) while isolating the sentiment direction. The geometric properties of  $\mathbf{v}_{diff}$  (Norm and Distance) will be further exploited in the subsequent bootstrapping phase.

#### 3.2 Probe-Guided Criteria Bootstrapping

Curating high-quality, behavior-oriented rubrics is traditionally a labor-intensive process requiring expert domain knowledge. To resolve the "cold-start" lack of rubrics, we propose an unsupervised pipeline (Figure 1 Left).

**Phase 1: Blind Probing** Lacking specific rubrics, we exploit the model’s inductive bias. We use generic semantic prompts (e.g., "Performance is *Excellent/Terrible*", see Appendix A) to extract a coarse  $\mathbf{v}_{diff}$  using Eq. (1). This vector captures the model’s innate intuition about quality without detailed instructions.

**Phase 2: Polarization Mining** To design an effective mining strategy, we first conducted an exploratory analysis on a validation set. As illustrated in Figure 2, we observe two key geometric properties of  $\mathbf{v}_{diff}$ :

1. **Intensity (Figure 2a):** The Euclidean norm  $\|\mathbf{v}_{diff}\|_2$  exhibits a step-wise positive correlation with satisfaction scores.
2. **Outlierness (Figure 2b):** The Manhattan distance to the centroid follows a U-shaped distribution, where extreme scores are geometrically distant from the center.

Inspired by these findings, we formulate the **Polarization Index (PI)** to fuse intensity and outlierness:

$$PI(x) = \mathcal{Z}(\|\mathbf{v}_{diff}(x)\|_2) \times \mathcal{Z}(\|\mathbf{v}_{diff}(x) - \mathbf{c}\|_1) \quad (2)$$

where we use Manhattan distance for robustness. As shown in Figure 2c, PI effectively pushes extreme scores to the tails. By sampling from the top- $K$  and bottom- $K$  PI regions, we boost the mining efficiency of informative cases by an order of magnitude.

**Phase 3: Inverse Generation & Deployment** We feed the mined extreme samples into a teacher model (e.g., Qwen3-Max) to reverse-engineer detailed behavior-oriented rubrics. To ensure robustness, we employ an Ensemble Distillation strategy (see Appendix A for the ensemble distillation meta-prompts). This bootstrapped rubric serves as the Standardization Infrastructure: it aligns the teacher model (for pseudo-labeling) and human experts (for verification), ensuring high Inter-Annotator Agreement. Additionally, it provides a "warm-start" baseline for operations teams to fine-tune specific logic (e.g., penalizing "error loops"). Note that bootstrapping is a one-off initialization, incurring zero inference cost.

#### 3.3 Geometry-Aware Regression Probing

With the bootstrapped rubrics, we proceed to curate the training data and train the scorer.

**Human-in-the-Loop Annotation** Instead of costly full-manual annotation, we adopt a Human-in-the-Loop strategy. We first use the Teacher LLM (prompted with the bootstrapped rubrics) to generate pseudo-labels for a small subset of data. Human experts then verify and correct these labels. This process ensures high data quality (IAA > 0.90) with minimal effort, providing a reliable supervision signal for the probe.

**Refined Extraction** Using these verified samples, we replace the generic blind prompts with the specific, behavior-oriented rubrics generated in Section 3.2 (see Appendix A for the final probing prompt). This extracts a *Refined*  $\mathbf{v}_{diff}$  that captures fine-grained nuances (e.g., distinguishing "polite refusal" from "impolite rejection").

**Geometric Resampling** Industrial datasets are heavily skewed towards median scores. Training on such data leads to mode collapse. We propose a Geometric Resampling strategy: down-sampling high-density regions (low distance  $D_c$ ) and up-sampling low-density tails. Experiments in Sec 5.1 confirm that this step is crucial for preventing performance collapse.

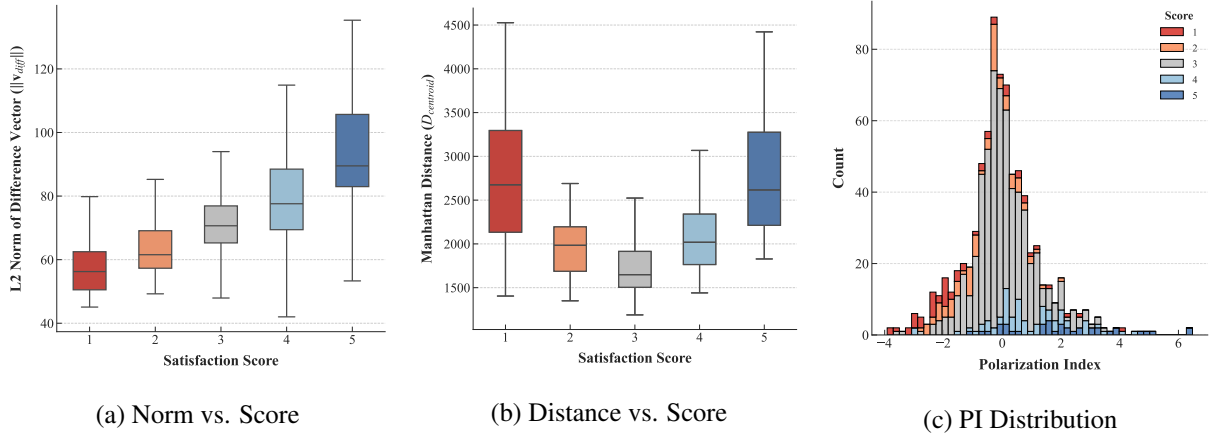


Figure 2: **Geometric Analysis.** (a) Vector norm correlates with intensity. (b) Distance to centroid indicates outlieriness. (c) PI effectively polarizes extremes to the tails.

**PLS Regression & Feature Augmentation** We employ PLS regression to map the high-dimensional vector to a continuous score. Unlike PCA (unsupervised), PLS seeks latent directions that maximize covariance with the target score, effectively filtering out topic noise. To further boost performance in small-sample regimes, we exploit the geometric insights from Figure 2a: the Norm ( $\|\mathbf{v}_{diff}\|$ ) and Distance ( $D_{centroid}$ ) are explicitly concatenated with the latent vector. The augmented input  $\tilde{\mathbf{v}} = [\mathbf{v}_{diff}; \|\mathbf{v}_{diff}\|; D_{centroid}]$  allows the linear PLS model to efficiently capture the non-linear intensity signals observed in the exploratory analysis.

**Uncertainty via Layer-wise Consistency** Beyond point estimation, industrial deployment requires reliability scores. We exploit the model’s internal dynamics by training two separate PLS heads: one on the intermediate layer (e.g., Layer 15, representing *intuition*) and one on the final layer (e.g., Layer 40, representing *reasoning*). We define the Uncertainty Score  $\mathcal{U}$  as the absolute deviation between these layers:

$$\mathcal{U}(x) = |S_{final}(x) - S_{mid}(x)| \quad (3)$$

A high  $\mathcal{U}$  indicates internal cognitive conflict, serving as an unsupervised proxy for prediction error (analyzed in Sec 5.2).

### 3.4 High-Throughput Inference Engine

We optimize the inference architecture (Figure 1 Right) to maximize throughput.

**Suffix-Only Probing via RadixAttention** Standard evaluation requires re-processing the dialogue history for each rubric. We leverage SGLang’s RadixAttention (Zheng et al., 2023), which automatically manages a prefix tree of KV caches. The system computes the shared Prefix (History) once. When evaluating  $N$  different rubrics, SGLang automatically hits the cached prefix node and only computes the task-specific Suffixes. This reduces complexity from  $O(N \cdot L_{total})$  to  $O(L_{prefix} + N \cdot L_{suffix})$ .

**Context Compression** For ultra-long contexts, we further apply "Middle-Out" Compression, truncating the redundant middle parts of history. Experiments indicate this reduces prefill costs by  $\sim 64\%$  without compromising accuracy due to the Recency Bias of LLMs.

**Hybrid Deployment Strategy** To maximize ROI, we tailor the deployment precision based on the model size and hardware constraints:

- **Larger Models (>10B):** These are typically memory-bound due to KV-cache consumption. We apply INT4-AWQ quantization to minimize weight footprint, allowing for significantly larger batch sizes (concurrency) within the same GPU memory budget.
- **Smaller Models (<10B):** These are often compute-bound during the prefill phase. Since the weights fit comfortably in memory, we deploy them in BF16 precision to avoid the computational overhead of dequantization kernels, which our benchmarks show can degrade throughput for smaller architectures.

Ultimately, this architecture achieves an industrial-scale throughput of **approx. 1.4M sessions/day** (using 8B), reducing costs by  $> 169\times$

## 4 Experiments

We validate BoRP across three dimensions: Accuracy (RQ1), Generalization (RQ2), and Efficiency (RQ3).

### 4.1 Experimental Setup

**Datasets** We utilize two datasets: (1) **Expert Industrial Dataset (Internal):** Comprises 700 sessions from production logs, manually annotated for User Acceptance by senior experts with high agreement (K-alpha  $> 0.90$ ). We use this for RQ1 (Main Results). The detailed scoring rubric is provided in Appendix D. (2) **Help-Steer2 (Public):** To test generalization (RQ2), we focus



on the Verbosity dimension of HelpSteer2 (Wang et al., 2023b), a challenging metric for generative models.

**Baselines** We compare BoRP against two generative paradigms: Gen (Qwen3-14B) and the proprietary SOTA Gen (Qwen3-Max). For fair comparison, we empirically selected the optimal prompt strategy for each model (detailed prompts and sensitivity analysis are in Appendix B).

**Implementation** BoRP is built on Qwen3-14B/8B-Chat. The PLS regressor is configured with  $n = 5$  components. All experiments run on a single NVIDIA A100 (80GB) (see Appendix E for code snippets and hyperparameter settings).

## 4.2 Main Results (RQ1)

Table 1 presents the performance on the Industrial Dataset. BoRP (14B) achieves a dominant K-alpha of **0.796** and Pearson correlation of **0.806**, significantly outperforming the much larger Gen (Qwen3-Max) (0.733). Notably, even the lightweight BoRP (8B) matches SOTA performance (K-alpha = 0.727). The detailed scoring rubric for "User Acceptance" is provided in Appendix D.

Method	K-alpha	Pearson
<i>Generative Baselines</i>		
Gen (Qwen3-14B)	0.619	0.623
Gen (Qwen3-Max)	0.733	0.739
<i>Ours (BoRP)</i>		
BoRP (8B)	0.727	0.733
<b>BoRP (14B)</b>	<b>0.796**</b>	<b>0.806**</b>

Table 1: **Main Results on Industrial Dataset.** BoRP (14B) significantly outperforms baselines. Notably, even the lightweight BoRP (8B) achieves performance comparable to the SOTA Gen (Qwen3-Max). Note: \*\* indicates statistical significance ( $p < 0.01$ ).

This result strongly supports our hypothesis: by directly probing latent hidden states, BoRP bypasses the "Alignment Tax" (central tendency bias) inherent in generative outputs, thereby unlocking the model’s intrinsic discriminative power. Statistical significance tests (paired t-test) confirm that BoRP’s improvement over Qwen3-Max is statistically significant ( $p < 0.01$ ).

## 4.3 Generalization Analysis (RQ2)

To demonstrate universality, we replicated the BoRP pipeline on HelpSteer2 (Verbosity). We re-trained the PLS head on the training split without modifying the feature extraction architecture.

**Results** As shown in Table 2, BoRP (14B) maintains high consistency (K-alpha = 0.695), whereas generative baselines collapse (K-alpha < 0.33) due to severe calibration failures (Score Inflation). This highlights BoRP’s robustness to domain shifts.

Method	K-alpha	Pearson
Gen (Qwen3-14B)	0.326	0.451
Gen (Qwen3-Max)	0.153	0.622
<b>BoRP (14B)</b>	<b>0.695</b>	<b>0.696</b>

Table 2: **Generalization on HelpSteer2 (Verbosity).** BoRP demonstrates superior calibration compared to generative baselines, maintaining high consistency (K-alpha  $\approx 0.7$ ) even under significant domain shift.

**Analysis of Generative Failures** An intriguing phenomenon is observed in the generative baselines: Gen (Qwen3-Max) scores a lower K-alpha (0.153) than the weaker Gen (14B) (0.326), yet its Pearson correlation is significantly higher (0.622 vs. 0.451). This discrepancy highlights two distinct failure modes of generative evaluation:

- **Calibration Failure (Qwen3-Max):** Despite capturing the correct ranking trend (high Pearson), Qwen3-Max exhibits severe "Score Inflation", systematically over-rating mediocre responses (3-4) as perfect (5). This distributional shift destroys the K-alpha score.
- **Central Tendency Bias (Qwen3-14B):** The smaller model adopts a conservative strategy, clustering predictions around the median to minimize risk. While this artificially boosts K-alpha slightly, it lacks true discriminative power.

## 4.4 Efficiency Analysis (RQ3)

We benchmarked the inference performance on a single A100 (80GB). **Baselines Selection:** We compare the "standard production configuration" for each paradigm. For generative evaluation, we default to Gen (14B), as smaller models (e.g., 8B) lack the instruction-following capability for complex rubrics. In contrast, since our RQ1 results show that BoRP (8B) matches SOTA performance (K-alpha  $\approx 0.73$ ), we select the 8B version to highlight BoRP’s unique advantage in enabling model downsizing.

- **Throughput:** By synergizing Suffix-Only probing with Context Compression, BoRP (8B) achieves a throughput of **57,800** sessions/hour. This represents a **7.9 $\times$**  speedup over the Gen (14B) baseline (7,300 sessions/hour).
- **Cost:** Evaluating 100k sessions costs merely **\$4** (assuming spot pricing), a reduction of  $> 169\times$  compared to GPT-4o API (see Table 3).

## 5 Analysis

In this section, we dissect the contribution of each component within BoRP and analyze its internal mechanisms.

Method	Throughput	Task Cost	Relative Cost
GPT-4o (API)	N/A	\$6,77	100% (Baseline)
Qwen3-Max (API)	N/A	\$124	18.3%
Gen (14B)	7,300	\$28	4.1%
<b>BoRP (8B)</b>	<b>57,800</b>	<b>\$4</b>	<b>0.6%</b>

Table 3: **Efficiency Comparison.** Throughput is measured in sessions/hour on one A100. Task Cost assumes evaluating 100k sessions. BoRP reduces the cost to merely 0.6% of the GPT-4o cost.

### 5.1 Ablation Studies

We dissect BoRP’s components on the Industrial Dataset (for training strategy) and HelpSteer2 (for rubrics).

**Impact of Training Strategy** As shown in Table 4 (Top), Geometric Resampling is critical. Training on the natural long-tail distribution causes performance to collapse ( $K\text{-alpha} = 0.796 \rightarrow 0.615$ ), confirming that standard supervision fails in extreme imbalance. Furthermore, replacing PLS with unsupervised PCA degrades performance to 0.552, highlighting the necessity of supervised dimensionality reduction.

**Efficacy of Bootstrapped Rubrics** Table 4 (Bottom) validates our unsupervised rubric generation. For **BoRP**, the bootstrapped rubric achieves comparable performance to the expert-curated one ( $0.674 \approx 0.695$ ), proving its utility for cold-start. Interestingly, for Gen (Qwen3-Max), AI-generated rubrics even outperform human ones ( $0.220 > 0.153$ ), suggesting better alignment with the model’s intrinsic understanding. For a qualitative comparison between the official and bootstrapped rubrics, refer to Appendix C. Note that bootstrapping samples were strictly excluded from the test set to avoid leakage.

Setting	K-alpha	Pearson
<i>(a) Training Strategy (on Industrial Dataset)</i>		
<b>BoRP (Full)</b>	<b>0.796</b>	<b>0.806</b>
w/o Geometric Resampling	0.615	0.686
w/o PLS (use PCA)	0.552	0.580
<i>(b) Rubric Source (on HelpSteer2)</i>		
Gen (Max) + Original Rubric	0.153	0.622
Gen (Max) + Bootstrapped Rubric	<b>0.220</b>	<b>0.660</b>
<b>BoRP (14B) + Original</b>	<b>0.695</b>	<b>0.696</b>
<b>BoRP (14B) + Bootstrapped</b>	<b>0.674</b>	<b>0.674</b>

Table 4: **Comprehensive Ablation Study.** (a) Geometric resampling and PLS are essential for handling imbalance. (b) Bootstrapped rubrics achieve near-expert performance.

### 5.2 Uncertainty Quantification

Using the large-scale HelpSteer2 dataset, we analyze the relationship between layer-wise consistency and prediction error. Figure 3 plots the RMSE against the score difference between Layer 40 and Layer 15 ( $\Delta S$ ). We observe a strong positive correlation: samples with

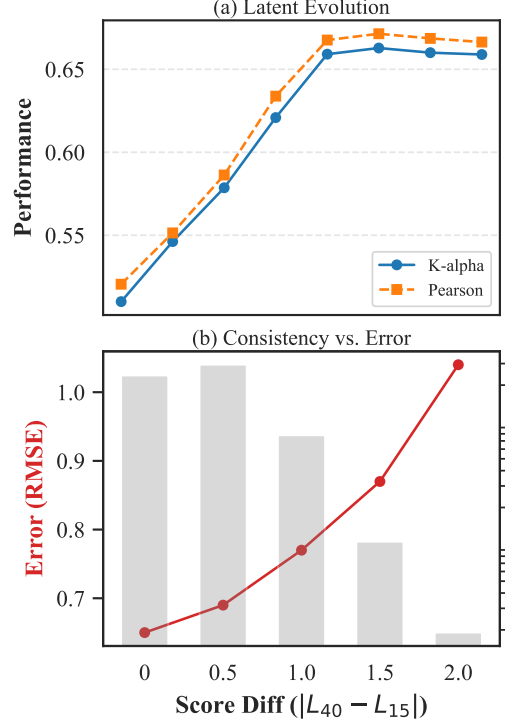


Figure 3: **Uncertainty Analysis.** (a) Performance stabilizes after Layer 25. (b) Inconsistency correlates with RMSE.

low inconsistency ( $\Delta S \approx 0$ ) achieve minimal error ( $RMSE \approx 0.65$ ), while high-conflict samples ( $\Delta S > 1.5$ ) show high error. This validates  $\Delta S$  as an effective proxy for model uncertainty.

### 5.3 Boosting A/B Testing

We integrated BoRP scores as covariates in **CUPED** to reduce A/B testing variance. Based on 2,300 active users, we observed a correlation of  $\rho = 0.212$  between experiment and historical scores. While moderate, this yields a statistically significant variance reduction of 4.5%. Specifically, for detecting a 0.2% lift, the required sample size drops by approx. 10,000 users (from 235k to 225k). This represents a "free efficiency gain" that scales linearly with traffic, establishing BoRP as a sensitivity multiplier.

## 6 Conclusion

We introduced BoRP, a geometry-aware framework that breaks the "impossible triangle" of LLM evaluation. By reframing evaluation as a regression task via PLS and automating rubric generation through polarization mining, BoRP achieves expert-level fidelity ( $K\text{-alpha} \approx 0.8$ ) without human intervention. Furthermore, our Suffix-Only inference engine delivers an industrial-scale throughput of approx. 1.4M sessions/day, enabling cost-effective full-traffic monitoring and sensitive A/B testing via CUPED. While highly effective, BoRP’s linear nature may limit its reasoning depth for complex tasks. Future work will explore multi-layer probe fusion and multi-modal extensions to address these challenges.

## References

- Guillaume Alain and Yoshua Bengio. 2016. Understanding intermediate layers using linear classifier probes. *arXiv preprint arXiv:1610.01644*.
- Collin Burns, Haotian Ye, Dan Klein, and Jacob Steinhardt. 2022. Discovering latent knowledge in language models without supervision. *arXiv preprint arXiv:2212.03827*.
- Yeping Chang, Ximing Wang, Jin Wang, Yuan Wang, Yilin Wang, Yitong Wang, Yizhou Wang, Yue Wang, Yufei Wang, Yun Wang, Yue Zhang, Yu Zhang, Zhiheng Zhou, Jun Li, Zonghai Li, Zhilin Zhang, Zhiyuan Liu, and Maosong Sun. 2024. A survey on LLM-as-a-judge. *arXiv preprint arXiv:2411.15594*.
- Lichang Chen, Liang Tan, Yue Wang, Yuan Wang, Yitong Wang, Yilin Wang, Yizhou Wang, Yufei Wang, Yun Wang, Yaxin Wang, Yue Zhang, Yu Zhang, Zhiheng Zhou, Jun Li, Zonghai Li, Zhilin Zhang, Zhiyuan Liu, and Maosong Sun. 2025. Judging with confidence: Calibrating auto-raters. *arXiv preprint arXiv:2510.00263*.
- Tri Dao, Daniel Y Fu, Stefano Ermon, Atri Rudra, and Christopher Ré. 2022. Flashattention: Fast and memory-efficient exact attention with io-awareness. *arXiv preprint arXiv:2205.14135*.
- Jan Deriu, Alvaro Rodrigo, Arantxa Otegi, Guillermo Echegoyen, Sophie Rosset, Eneko Agirre, and Mark Cieliebak. 2021. [Survey on evaluation methods for dialogue systems](#). *Artificial Intelligence Review*, 54(1):685–727.
- Yuxin Huang, Zhengyuan Shi, Yang Liu, Zhiyuan Liu, and Maosong Sun. 2025. A survey of uncertainty estimation methods on large language models. *arXiv preprint arXiv:2503.00172*.
- Seungone Kim, Jamin Shin, Yejin Cho, Joel Jang, Preethi Long, Hwaran Lee, Sang-goo Yun, Seonghyeon Kim, Soojin Kim, James Thorne, Youngjae Gwon, and Minjoon Kim. 2024. Prometheus: Inducing fine-grained evaluation capability in language models. In *The Twelfth International Conference on Learning Representations*.
- Ron Kohavi, Diane Tang, and Ya Xu. 2020. Trustworthy online controlled experiments: A practical guide to a/b testing. *Cambridge University Press*.
- Hankyul Lee, Chengxin Xiong, Yue Wang, Yuan Wang, Yitong Wang, Yilin Wang, Yizhou Wang, Yufei Wang, Yun Wang, Yaxin Wang, Yue Zhang, Yu Zhang, Zhiheng Zhou, Jun Li, Zonghai Li, Zhilin Zhang, Zhiyuan Liu, and Maosong Sun. 2025. Rubrics as rewards: Reinforcement learning beyond verifiable rewards. *arXiv preprint arXiv:2507.17746*.
- Sharan Maiya, Yinhong Liu, Ramit Debnath, and Anna Korhonen. 2025. Improving preference extraction in LLMs by identifying latent knowledge through classifying probes. *arXiv preprint arXiv:2503.17755*.
- Keisuke Saito, Akifumi Wachi, Koki Wataoka, and Youhei Akimoto. 2023. Verbosity bias in preference labeling by large language models. In *arXiv preprint arXiv:2310.10076*.
- Pat Verga, Martin Josifoski, Nicola De Cao, Nora Kassner, Laura Weidinger, Yaodong Tu, Yue Wang, Yuan Wang, Yitong Wang, Yilin Wang, Yizhou Wang, Yufei Wang, Yun Wang, Yaxin Wang, Yue Zhang, Yu Zhang, Zhiheng Zhou, Jun Li, Zonghai Li, and 3 others. 2025. How to correctly report LLM-as-a-judge evaluations. *arXiv preprint arXiv:2511.21140*.
- Peiyi Wang, Lei Li, Liang Chen, Dawei Zhu, Binghuai Lin, Yunbo Cao, Tianyu Liu, Qi and Rui, and Jinyu Wu. 2023a. Large language models are not fair evaluators. *arXiv preprint arXiv:2305.17926*.
- Yizhong Wang, Yann Kordi, Swaroop Mishra, Han-chao Liu, Anmol Singh, Ashok Kalyan, Matthew Hausknecht, Tushar Khot, Ashish Sabharwal, and Peter Clark. 2025. Auto-Rubric: Learning to extract generalizable criteria. *arXiv preprint arXiv:2510.17314*.
- Zhilin Wang, Yi Dong, Jiaqi Zeng, Zeyuan Allen-Zhu, Weizhu Wang, Hao Jiang, Yuxiao Liu, Jing Li, Yue Zhang, Yitong Wang, Yang Liu, Liyang Chen, and Jianfeng Gao. 2023b. Helpsteer: Solving the reward model relevance problem with diverse data. *arXiv preprint arXiv:2311.09528*.
- Herman Wold. 1966. Estimation of principal components and related models by iterative least squares. *Multivariate analysis*, 1:391–420.
- Weizhe Yuan and 1 others. 2025. Judgelm: Scaling fine-grained judgment via large-scale reward modeling. *arXiv preprint arXiv:2502.14730*.
- Yifan Zhang, Yuxiang Wang, Peng Liu, Yiyang Li, Yushuo Dong, Yiming Chen, Yue Zhang, Ruoyu Zhang, Yang Liu, Zhiyuan Liu, and Maosong Sun. 2025. OpenRubrics: Towards scalable synthetic rubric generation. *arXiv preprint arXiv:2510.07743*.
- Lianmin Zheng, Wei-Lin Chiang, Ying Sheng, Siyuan Zhuang, Zhanghao Wu, Yonghao Zhuang, Zi Lin, Zhuohan Li, Dacheng Li, Eric P. Xing, Hao Zhang, Joseph E. Gonzalez, and Ion Stoica. 2024. Judging LLM-as-a-judge with MT-bench and chatbot arena. *Advances in Neural Information Processing Systems*, 37:46595–46623.
- Lianmin Zheng, Li/long Li, Hao Zhang, Yonghao Zhuang, Zhijie Chen, Joseph E Gonzalez, and Ion Stoica. 2023. Efficiently programming large language models with slang. *arXiv preprint arXiv:2312.07104*.
- Lianghui Zhu, Xinggang Wang, and Xinlong Wang. 2023. Judgelm: Fine-tuned large language models are scalable judges. *arXiv preprint arXiv:2310.17631*.
- Yilun Zhu, Yaxin Zhang, Yuyu Zhao, Yizhou Liu, Yaxin Li, Zhiyuan Chen, Yaodong Wang, Yang Zhang,

Zhiyuan Liu, and Maosong Sun. 2025. Improving LLM-as-a-judge inference with the judgment distribution. *arXiv preprint arXiv:2503.03064*.



## A Prompt Templates

We provide the English-translated versions of the prompts. Note: We include empty <think> tags to align with Qwen3's specific instruction-tuning format, ensuring the hidden states are extracted from a valid distribution.

### Blind Probe Template

```
1 <|im_start|>system
2 You are a professional expert in dialogue quality evaluation.<|im_end|>
3 <|im_start|>user
4 ### Dialogue for Evaluation
5 ---
6 {Conversation}
7 ---
8 ### Evaluation Dimension
9 To what extent does the user's behavior or speech express approval of the model's response?
10
11 Please describe the performance of this dialogue on the above dimension using a single
    word.<|im_end|>
12 <|im_start|>assistant
13 <think>
14 </think>
15 Excellent/Terrible
```

Figure 4: The generic prompt used for unsupervised mining (Phase 1) and blind probing.

### Phase 2: Rubric Generation (Stage 1: Case-to-Draft)

```
1 # Role
2 You are an expert in dialogue assessment, specializing in distilling abstract, actionable
    scoring rubrics from concrete conversation examples.
3 # Task
4 I need you to create a detailed 1-5 point scoring rubric for the dimension [{rubric_name}].
5 I cannot explicitly tell you what the standard is, but I will provide two sets of real
    conversation cases as references.
6 IMPORTANT: The core object of assessment is "the model's response in the last turn of the
    multi-turn conversation." Please evaluate the final response within the context of the
    full dialogue.
7 1. [High-Score Group]: Conversations that represent the high end (5 points) of the spectrum
    for this dimension.
8 2. [Low-Score Group]: Conversations that represent the low end (1 point) of the spectrum for
    this dimension.
9 Please compare these two groups, analyze the key differences, and derive a complete 1-5
    scoring rubric.
10 # Input Data
11 ## [High-Score Group] (Represents 5 points)
12 ---
13 Case High-1:
14 {good_case_1}
15 ---
16 Case High-2:
17 {good_case_2}
18 ---
19 Case High-3:
20 {good_case_3}
21 ---
22 ## [Low-Score Group] (Represents 1 point)
23 ---
24 Case Low-1:
25 {bad_case_1}
26 ---
27 Case Low-2:
28 {bad_case_2}
29 ---
30 Case Low-3:
31 {bad_case_3}
32 ---
```

```

33 # Analysis Steps (Chain of Thought)
34 Please think deeply first and analyze the following questions (do not output the tedious
    process, just integrate the insights into the final result):
35 1. Commonality Extraction: In the high-score cases, what are the defining characteristics of
    the last turn response? Why does it align with the high end of [{rubric_name}]? In the
    low-score cases, what distinct traits or behaviors appeared in the last turn response
    that place it at the low end?
36 2. Feature Localization: What characteristic patterns (e.g., logical structure, specific
    wording, information depth, formatting, tone) are distinctly different between the two
    groups?
37 3. Intermediate State Deduction: If 5 points represents the "maximum presence or adherence"
    to the high-score traits, and 1 point represents the "minimum presence or opposing
    traits," what should 3 points look like? (Interpolate the middle ground between the two
    extremes).
38 # Output Format
39 Please directly output the final scoring rubric in the following format:
40 ## [{rubric_name}] Scoring Rubric
41 ### Core Definition
42 (Summarize the assessment focus of this dimension regarding the last turn response in one
    sentence)
43 ### Scoring Criteria
44 - 5 Points (High): [Description of the high extreme] (Signal features: ...)
45 - 4 Points: [Description] (Signal features: ...)
46 - 3 Points (Mid): [Deduced intermediate state] (Signal features: ...)
47 - 2 Points: [Description] (Signal features: ...)
48 - 1 Points (Low): [Description of the low extreme] (Signal features: ...)
49 ### Key Signals
50 - High-Score Indicators: ...
51 - Low-Score Indicators: ...

```

Figure 5: The detailed prompt for reverse-engineering rubrics from extreme cases.

## Phase 2: Rubric Generation (Stage 2: Fusion)

```

1 # Role
2 You are a senior expert in developing assessment standards. Your task is to integrate
    multiple draft standards derived from different case studies into a final, authoritative
    scoring rubric.
3 # Task
4 For the dimension [{rubric_name}], we conducted three independent case analyses and obtained
    three slightly different scoring standards (Drafts).
5 These drafts may have different focuses or contain biases due to the specificity of the cases
    used.
6 Please synthesize these three drafts, extract their core commonalities, eliminate overly
    one-sided descriptions, and transform concrete scenario-based descriptions into
    universal abstract descriptions, to output the most universal and robust final version
    of the scoring rubric.
7 # Input Drafts
8 ## [Draft V1]
9 {rule_v1_content}
10 ## [Draft V2]
11 {rule_v2_content}
12 ## [Draft V3]
13 {rule_v3_content}
14 # Output Requirements
15 1. Deduplication and Abstraction (Critical):
16 - If a feature appears in multiple drafts, it is a core feature and must be retained.
17 - Generalization: If a draft contains domain-specific examples, you must convert them into
    universal logic.
18 - Bad Example: "Python code execution error" or "Translation grammar error".
19 - Good Generalization: "Output contains factual errors or is non-executable".
20 - Prohibit Specific Exceptions: The final rubric should not contain specific scenario
    words unless the dimension itself is explicitly targeted at a specific scenario.
21 2. Clear Hierarchy: Ensure a distinct step-like progression from 1 to 5 points. The
    boundaries between adjacent scores (e.g., 3 points vs. 4 points) must be clear,
    representing a graduated change in the intensity or quality of the attribute being

```

```

    measured.
22 3. Output Format: Maintain the standard format provided below.
23 # Final Output (The Master Rubric)
24 # Evaluation Dimension
25 - {rubric_name}
26 # Core Definition
27 (The synthesized precise definition, applicable to various conversation scenarios)
28 # Scoring Rubric
29 - 5 Points (High): [Description of the high end of the spectrum] (Signal features: ...)
30 - 4 Points: [Description] (Signal features: ...)
31 - 3 Points (Mid): [Deduced intermediate state] (Signal features: ...)
32 - 2 Points: [Description] (Signal features: ...)
33 - 1 Points (Low): [Description of the low end of the spectrum] (Signal features: ...)
34 # Key Signals
35 - High-Score Indicators: ...
36 - Low-Score Indicators: ...

```

Figure 6: The prompt for fusing multiple rubric drafts into a final standard.

#### Phase 3: Refined Probing Prompt (With Rubric)

```

1 <|im_start|>user
2 # Role
3 You are a professional dialogue quality analyst. Your task is to analyze the final agent
  response within the provided dialogue based on a strict, specified evaluation dimension
  and its scoring rubric, in an objective, evidence-driven manner, and provide a
  quantitative score.
4 # Task
5 1.Carefully read and understand the `[Dialogue for Evaluation]` below to establish context.
6 2.Assign a score: Evaluate the final agent response and provide an integer score between 1
  and 5 based on the scoring criteria.
7 3.Generate a single-line text result according to the `[Output Format]` below.
8 # Output Format
9 ```
10 Please strictly follow the format below for output. Your entire response must only contain
  this single line of plain text.
11 Format: `[Score]`
12 Instructions:
13 - `[Score]` is an integer from 1 to 5.
14 -You only need to output the score; DO NOT output the reasoning.
15 -ABSOLUTELY DO NOT include JSON, Markdown code blocks, newlines, or any other superfluous
  text, symbols, or formatting.
16 Output Examples
17 * Example 1:
18 3
19 * Example 2:
20 5
21 ```
22 # Content for Evaluation
23 ## Dialogue for Evaluation
24 -Evaluation Object: The following is the complete dialogue record. You need to score only the
  final agent response.
25 -Dialogue Format: The dialogue uses `User:Agent:` as role identifiers, one sentence per line,
  alternating.
26 ```
27 {Conversation}
28 ```
29 # Evaluation Dimension
30 {rubric_name}
31 # Scoring Rubric
32 {rubric_detail}
33 # Special Note
34 Please focus on the main thread of the dialogue and the final outcome. Ignore scattered
  interludes.
35 If the user's behavior fits the characteristics of multiple score ranges, please follow the
  "Outcome-Oriented Principle" (a good ending results in a high score, a bad ending

```

```

    results in a low score).<|im_end|>
36 <|im_start|>assistant
37 <think>
38 </think>
39 5/1

```

Figure 7: The refined prompt used for the final PLS training (Phase 3).

## B Generative Baselines: Prompts and Sensitivity Analysis

We present the three prompting strategies used for generative baselines and their corresponding performance impact. Table 5 details the performance of generative baselines under different prompting strategies.

- **Gen (14B):** Best performance is achieved with the "Score-Only" strategy (K-alpha = 0.62). Adding reasoning (CoT) degrades performance, likely due to limited reasoning capacity leading to hallucinated justifications.
- **Gen (Max):** Best performance is achieved with "Score-then-Reason" (K-alpha = 0.73), confirming that stronger models benefit from explicit reasoning steps.

We used the best-performing configuration for each model in the main paper (Table 1).

Model	Strategy	K-alpha	Pearson
Gen (14B)	Reason-then-Score	0.577	0.590
Gen (14B)	Score-then-Reason	0.587	0.612
<b>Gen (14B)</b>	<b>Score Only</b>	<b>0.620</b>	<b>0.623</b>
Gen (Max)	Reason-then-Score	0.690	0.710
<b>Gen (Max)</b>	<b>Score-then-Reason</b>	<b>0.733</b>	<b>0.737</b>
Gen (Max)	Score Only	0.697	0.698

Table 5: Performance of generative baselines across different prompting strategies. We selected the bolded configurations for the main comparison.

### Strategy A: Score-Only Prompt

```

1 # Role
2 You are a professional dialogue quality analyst. Your task is to analyze the final agent
  response within the provided dialogue based on a strict, specified evaluation dimension
  and its scoring rubric, in an objective, evidence-driven manner, and provide a
  quantitative score.
3
4 # Task
5 1.Carefully read and understand the `[Dialogue for Evaluation]` below to establish context.
6 2.Assign a score: Evaluate the final agent response and provide an integer score between 1
  and 5 based on the scoring criteria.
7 3.Generate a single-line text result according to the `[Output Format]` below.
8
9 # Output Format
10 ```
11 Please strictly follow the format below for output. Your entire response must only contain
  this single line of plain text.
12 Format: `[Score]`
13 Instructions:
14 -`[Score]` is an integer from 1 to 5.
15 -You only need to output the score; DO NOT output the reasoning.
16 -ABSOLUTELY DO NOT include JSON, Markdown code blocks, newlines, or any other superfluous
  text, symbols, or formatting.
17
18 Output Examples
19 * Example 1:
20 3
21 * Example 2:
22 5
23 ```

```

```

24
25 # Content for Evaluation
26 ## Dialogue for Evaluation
27 -Evaluation Object: The following is the complete dialogue record. You need to score only the
    final agent response.
28 -Dialogue Format: The dialogue uses `User:Agent:` as role identifiers, one sentence per line,
    alternating.
29 ```
30 {Conversation}
31 ```
32
33 # Evaluation Dimension
34 {rubric_name}
35
36 # Scoring Rubric
37 {rubric_detail}
38
39 # Special Note
40 Please focus on the main thread of the dialogue and the final outcome. Ignore scattered
    interludes.
41 If the user's behavior fits the characteristics of multiple score ranges, please follow the
    "Outcome-Oriented Principle" (a good ending results in a high score, a bad ending
    results in a low score).

```

Figure 8: The "Score-Only" prompt. This strategy forces the model to output a single token, minimizing decoding cost but relying heavily on intuition. It proved optimal for Qwen3-14B.

#### Strategy B: Score-then-Reason Prompt

```

1 # Role
2 You are a professional dialogue quality analyst. Your task is to analyze the final agent
    response within the provided dialogue based on a strict, specified evaluation dimension
    and its scoring rubric, in an objective, evidence-driven manner, and provide a
    quantitative score.
3
4 # Task
5 1. Carefully read and understand the `[Dialogue for Evaluation]` below to establish context.
6 2. Formulate a core rationale: Summarize the direct evidence for your score in one concise
    sentence, strictly referencing the specific scoring criteria.
7 3. Assign a score: Provide an integer score between 1 and 5 based on that rationale.
8 4. Generate a single-line text result according to the `[Output Format]` below.
9
10 # Output Format
11 ```
12 Please strictly follow the format below for output. Your entire response must only contain
    this single line of plain text.
13
14 Format: `[Score] [Rationale]`
15
16 Instructions:
17 - `[Score]` is an integer from 1 to 5.
18 - Separate the `[Rationale]` and `[Score]` with exactly one space.
19 - ABSOLUTELY DO NOT include JSON, Markdown code blocks, newlines, or any other superfluous
    text, symbols, or formatting.
20
21 Output Examples
22 * Example 1:
23 5 The response contains multiple paragraphs of unrequested background information and filler
    words.
24 * Example 2:
25 1 The response is extremely concise and answers the prompt directly without any extra wording.
26 ```
27
28 # Content for Evaluation
29 ## Dialogue for Evaluation
30 -Evaluation Object: The following is the complete dialogue record. You need to score only the

```



```

    final agent response.
31 -Dialogue Format: The dialogue uses `User:Agent:` as role identifiers, one sentence per line,
    alternating.
32 ```
33 {Conversation}
34 ```
35
36 # Evaluation Dimension
37 {rubric_name}
38
39 # Scoring Rubric
40 {rubric_detail}
41
42 # Special Note
43 Please focus on the main thread of the dialogue and the final outcome. Ignore scattered
    interludes.
44 If the user's behavior fits the characteristics of multiple score ranges, please follow the
    "Outcome-Oriented Principle" (a good ending results in a high score, a bad ending
    results in a low score).

```

Figure 9: The "Score-then-Reason" prompt. The model commits to a score before generating an explanation. It proved optimal for Qwen3-Max.

#### Strategy C: Reason-then-Score (CoT) Prompt

```

1 # Role
2 You are a professional dialogue quality analyst. Your task is to analyze the final agent
    response within the provided dialogue based on a strict, specified evaluation dimension
    and its scoring rubric, in an objective, evidence-driven manner, and provide a
    quantitative score.
3
4 # Task
5 1. Carefully read and understand the `[Dialogue for Evaluation]` below to establish context.
6 2. Formulate a core rationale: Summarize the direct evidence for your score in one concise
    sentence, strictly referencing the specific scoring criteria.
7 3. Assign a score: Provide an integer score between 1 and 5 based on that rationale.
8 4. Generate a single-line text result according to the `[Output Format]` below.
9
10 # Output Format
11 ```
12 Please strictly follow the format below for output. Your entire response must only contain
    this single line of plain text.
13
14 Format: `[Rationale] [Score]`
15
16 Instructions:
17 - `[Score]` is an integer from 1 to 5.
18 - Separate the `[Rationale]` and `[Score]` with exactly one space.
19 - ABSOLUTELY DO NOT include JSON, Markdown code blocks, newlines, or any other superfluous
    text, symbols, or formatting.
20
21 Output Examples
22 * Example 1:
23 The response contains multiple paragraphs of unrequested background information and filler
    words. 5
24 * Example 2:
25 The response is extremely concise and answers the prompt directly without any extra wording. 1
26 ```
27
28 # Content for Evaluation
29 ## Dialogue for Evaluation
30 -Evaluation Object: The following is the complete dialogue record. You need to score only the
    final agent response.
31 -Dialogue Format: The dialogue uses `User:Agent:` as role identifiers, one sentence per line,
    alternating.
32 ```

```

```

33 {Conversation}
34 ```
35
36 # Evaluation Dimension
37 {rubric_name}
38
39 # Scoring Rubric
40 {rubric_detail}
41
42 # Special Note
43 Please focus on the main thread of the dialogue and the final outcome. Ignore scattered
  interludes.
44 If the user's behavior fits the characteristics of multiple score ranges, please follow the
  "Outcome-Oriented Principle" (a good ending results in a high score, a bad ending
  results in a low score).

```

Figure 10: The standard Chain-of-Thought (CoT) prompt. While theoretically stronger, it degraded performance on smaller models due to reasoning errors.

## C Rubric Comparison on HelpSteer2

Score	Official Rubric (Human)	Bootstrapped Rubric (AI)
1	The response is short, to the point, and the most concise it can be. No additional information is provided outside of what is requested by the prompt.	The response is maximally concise, delivering only the precise information required to satisfy the user’s request with zero extraneous words, structure, pleasantries, explanations, or formatting unless explicitly mandated. (Signal features: stripped-down phrasing, absence of greetings/closings/acknowledgments, literal compliance with brevity constraints, minimal sentence count, ends immediately after core information is conveyed.)
2	The response is on the shorter side but could still have words, details, and/or text removed before it’s at a bare minimum of what the response is trying to convey.	The response is largely direct but contains a small amount of non-functional phrasing—such as a single redundant clause, a polite preamble, or a closing offer of further help—that slightly dilutes maximal efficiency without adding substantive content. (Signal features: core answer preceded or followed by one short filler phrase, very light hedging or acknowledgment, no examples or structural formatting, near-minimal length.)
3	The response isn’t especially long or short given what the prompt is asking of the model. The length is adequate for conveying a full response but isn’t particularly wordy nor particularly concise.	The response is moderately concise—fully addressing the request while including minor non-essential elements such as brief contextual reminders, light politeness markers, or one layer of explanatory padding that does not constitute significant redundancy. (Signal features: single paragraph with slight elaboration, minimal transitional phrasing, brief acknowledgments or softening language, no major repetition or structural excess.)
4	The response is on the longer side but could still have more added to it before it is considered fully detailed or rambling.	The response is noticeably wordy, containing clearly superfluous content such as minor digressions, unrequested examples, mild repetition, or over-structured formatting that could be removed without impairing the answer’s completeness. (Signal features: multiple sentences or paragraphs with only partial relevance, inclusion of marginally related context, optional guidance or caveats not solicited, slight inflation of scope through elaboration.)
5	The response is particularly lengthy, wordy, and/or extensive with extra details given what the prompt requested from the assistant model. The response can be verbose regardless of if the length is due to repetition and incoherency or if it is due to rich and insightful detail.	The response is excessively verbose, significantly exceeding the informational needs of the query through extensive redundancy, tangential explanations, unsolicited detail, or formalized structuring that distracts from core utility. (Signal features: multi-paragraph output for simple requests, repetitive restatements of the same idea, inclusion of general background or pedagogical content not prompted, exhaustive enumeration or listing beyond necessity, use of section headers, bullets, or academic tone where inappropriate.)

Table 6: **Rubric Comparison on HelpSteer2 (Verbosity)**. We map the original 0-4 scale to our 1-5 training target.

## D Rubric for User Acceptance

The behavior-oriented rubric used for our main experiments (generated via bootstrapping) is detailed in Table 7.

Score	Criteria
5	<b>Explicit Affirmation:</b> Clearly gives a positive evaluation or strong praise for the content or quality of the answer. Characteristics: Uses high-energy words like "Awesome," "Thank you very much," "Well summarized," "This information is very useful."
4	<b>Logical Continuation/Successful Recovery:</b> The user does not praise strongly but accepts the answer behaviorally. Includes: - In-depth Follow-up: Asking logically related extension questions based on the answer. - Task Continuation: Initiating multiple independent but similar tasks in succession. - Flaws do not obscure virtues: Despite local corrections or a poor start, the user eventually expresses clear approval.
3	<b>Neutral Reception:</b> No merit or fault, or the main intent is vague. Includes: - The user expresses neither positive nor negative views on the answer. - Topic Jumping: Random questions with no logical connection.
2	<b>Friction/Struggle:</b> There are explicit obstacles in the main interaction process. Includes: - Questioning/Correction: Pointing out errors and requesting rewrites, or proposing specific modifications/additions. - Repeating Questions: Repeating the same question because the answer was not obtained. - Deterioration: Ending the conversation with negative feedback after a promising start.
1	<b>Explicit Negation:</b> Total denial or emotional confrontation. Characteristics: Insults, sarcasm, declaring it "completely useless."

Table 7: Bootstrapped rubric for User Acceptance.

## E Implementation Details

**Latent Vector Extraction (PyTorch Reference)** While our production system utilizes **SGLang** for high-throughput serving, we provide a standalone PyTorch implementation (using HuggingFace Transformers) to facilitate reproducibility. The snippet below demonstrates how to extract the contrastive hidden states.

### Probe Extraction Snippet

```
1
2 import torch
3 from transformers import AutoTokenizer, AutoModelForCausalLM
4
5 model_path = "Qwen/Qwen3-8B"
6
7 model = AutoModelForCausalLM.from_pretrained(
8     model_path,
9     trust_remote_code=True,
10    device_map="auto"
11 )
12 tokenizer = AutoTokenizer.from_pretrained(model_path, trust_remote_code=True)
13 model.eval()
14
15 prompt_score_1 = "<|im_start|>system\nYou are a professional expert ... <think\n\n\n</think>\n\n1"
16 prompt_score_5 = "<|im_start|>system\nYou are a professional expert ... <think\n\n\n</think>\n\n5"
17
18 def get_last_token_vector(prompt: str) -> torch.Tensor:
19     inputs = tokenizer(prompt, return_tensors="pt").to(model.device)
20     with torch.no_grad():
21         outputs = model(inputs, output_hidden_states=True)
22         last_token_vec = outputs.hidden_states[-1][0, -1, :]
23     return last_token_vec
24
25 vec_1 = get_last_token_vector(prompt_score_1)
26 vec_5 = get_last_token_vector(prompt_score_5)
27 diff_vector = vec_5 - vec_1
```

**Regression Head Configuration** We construct the input features by concatenating the difference vector ( $\text{dim}=D_{\text{model}}$ ) with two scalar geometric features (Norm and Distance), resulting in a  $(D_{\text{model}} + 2)$ -dimensional

vector. For **Qwen3-14B** ( $D_{model} = 5120$ ) and **Qwen3-8B** ( $D_{model} = 4096$ ), the inputs are 5122-dim and 4098-dim respectively. The regressor is implemented using `sklearn.cross_decomposition.PLSRegression` with  $n\_components = 5$  and `scale=True`.

**Quantization Settings** For production deployment, we adopt a hybrid strategy:

- **Qwen3-14B:** We utilize pre-quantized **AWQ-Int4** checkpoints (e.g., *AngelSlim/Qwen3-14b-int4-awq*). The weights are quantized to 4-bit integers with a group size of 128, loaded directly via the SGLang kernel.
- **Qwen3-8B:** We deploy in native **bfloat16 (BF16)** precision to avoid dequantization overhead, as it fits within the A100 memory budget without compression.