

# UrgentMOS: Unified Multi-Metric and Preference Learning for Robust Speech Quality Assessment

Wei Wang<sup>1</sup>, Wangyou Zhang<sup>1</sup>, Chenda Li<sup>1</sup>, Jiahe Wang<sup>1</sup>, Samuele Cornell<sup>2</sup>, Marvin Sach<sup>3</sup>, Kohei Saijo<sup>5</sup>, Yihui Fu<sup>3</sup>, Zhaoheng Ni<sup>4</sup>, Bing Han<sup>1</sup>, Xun Gong<sup>1</sup>, Mengxiao Bi<sup>6</sup>, Tim Fingscheidt<sup>3</sup>, Shinji Watanabe<sup>2</sup>, Yanmin Qian<sup>1</sup>

<sup>1</sup>Shanghai Jiao Tong University, China <sup>2</sup>Carnegie Mellon University, USA

<sup>3</sup>Technische Universität Braunschweig, Germany <sup>4</sup>Meta, USA

<sup>5</sup>Waseda University, Japan <sup>6</sup>VUI Labs, Hangzhou, China

## Abstract

Automatic speech quality assessment has become increasingly important as modern speech generation systems continue to advance, while human listening tests remain costly, time-consuming, and difficult to scale. Most existing learning-based assessment models rely primarily on scarce human-annotated mean opinion score (MOS) data, which limits robustness and generalization, especially when training across heterogeneous datasets. In this work, we propose UrgentMOS, a unified speech quality assessment framework that jointly learns from diverse objective and perceptual quality metrics, while explicitly tolerating the absence of arbitrary subsets of metrics during training. By leveraging complementary quality facets under heterogeneous supervision, UrgentMOS enables effective utilization of partially annotated data and improves robustness when trained on large-scale, multi-source datasets. Beyond absolute score prediction, UrgentMOS explicitly models pairwise quality preferences by directly predicting comparative MOS (CMOS), making it well suited for preference-based evaluation scenarios commonly adopted in system benchmarking. Extensive experiments across a wide range of speech quality datasets, including simulated distortions, speech enhancement, and speech synthesis, demonstrate that UrgentMOS consistently achieves state-of-the-art performance in both absolute and comparative evaluation settings.

## 1 Introduction

Automatic speech quality assessment has become an essential component for evaluating generative speech AI systems such as speech synthesis, enhancement and coding (Huang et al., 2022; Yi et al., 2022b; Shi et al., 2024). This task has received increasing attention in recent years due to the rapid advancement of speech generation models and the growing demand for reliable and scalable evaluation methods. However, the gold standard for

assessing speech quality remains human listening tests, which are costly, time-consuming, and difficult to scale (Anastassiou et al., 2024; Guo et al., 2025; Jia et al., 2025; Chen et al., 2025).

Evaluating modern speech generation systems with human judgments remains challenging beyond issues of cost and scalability. As synthesized speech approaches natural quality, perceptual differences between systems become increasingly subtle, making judgments more sensitive to listener bias and preference. Even under controlled protocols, listeners may prioritize different quality aspects—such as naturalness, intelligibility, or residual artifacts—leading to higher annotation noise and reduced consistency (Zielinski et al., 2008; Loizou, 2011; Jiménez et al., 2021; Naderi et al., 2020; Sach et al., 2025). These limitations are especially evident in Absolute Category Rating (ACR) settings, where score saturation and inter-listener variability weaken discriminative power. Consequently, there is growing interest in comparison-based evaluation paradigms that directly assess relative quality differences (Wang et al., 2025a; Zhang et al., 2025a), which better support system-level comparisons and provide more stable judgments when absolute ratings become unreliable. This shift motivates speech quality assessment models that can natively learn from comparative supervision.

Objective speech quality assessment has been widely studied as a scalable alternative to human listening tests (Kubichek, 1993; Rix et al., 2001; Vincent et al., 2006; Taal et al., 2011). Early methods relied on signal processing and psychoacoustic principles, often requiring clean reference signals and capturing only limited aspects of speech quality, which restricts their applicability in real-world settings. More recently, neural Mean Opinion Score (MOS) predictors (Mittag et al., 2021; Reddy et al., 2022; Ragano et al., 2024; Wang et al., 2025d; Stahl and Gamper, 2025) have emerged to estimate perceptual quality without references.

However, large-scale and consistent MOS annotations remain scarce, and MOS scores are often poorly aligned across datasets due to differences in annotation protocols and listener populations. As a result, models trained solely on MOS supervision can exhibit limited robustness, especially when learning from heterogeneous data.

Motivated by these challenges, we propose UrgentMOS, a unified speech quality assessment framework inspired by the URGENT Challenges (Zhang et al., 2024; Saijo et al., 2025; Li et al., 2026), in which speech enhancement systems are evaluated using a diverse set of objective and perceptual metrics under both ACR and Comparison Category Rating (CCR) protocols. To address the instability and limited comparability of human MOS annotations across datasets, UrgentMOS adopts multi-metric supervision, grounding MOS prediction in multiple complementary quality facets. Robust generalization is achieved by training on a large and diverse collection of datasets while allowing arbitrary subsets of metrics to be absent, such as intrusive metrics that require reference signals or large-scale corpora without human MOS annotations. In addition, to meet the growing demand for comparative evaluation, UrgentMOS directly incorporates preference prediction into the training objective by explicitly modeling paired speech samples from preference-annotated datasets as well as carefully constructed pairs derived from ACR datasets, enabling unified support for both absolute and comparative speech quality evaluation. Our contributions can be summarized as follows:

- We propose UrgentMOS, a unified speech quality assessment framework that jointly learns from objective and perceptual metrics, enabling robust training across heterogeneous datasets with incomplete annotations.
- UrgentMOS aligns model training with practical evaluation protocols by directly supporting both absolute and comparative supervision.
- We construct and release a preference annotated speech quality dataset derived from existing ACR datasets, providing a benchmark for comparative speech quality assessment.
- Extensive experiments on diverse speech quality datasets show that UrgentMOS achieves state-of-the-art performance in both absolute and comparative evaluation settings.

## 2 Related Works

### 2.1 Absolute Score based Speech Quality Assessment

Learning-based speech quality assessment has primarily focused on predicting absolute Mean Opinion Scores (MOS) from speech signals. MOSNet (Lo et al., 2019) formulates MOS prediction as supervised regression using neural networks trained on human-annotated data. DNS-MOS (Reddy et al., 2022) introduces a multi-stage self-teaching framework for non-intrusive evaluation of noise suppression systems with strong correlation to human ratings. DNSMOS Pro (Cumlin et al., 2024) extends DNSMOS with a lightweight architecture and probabilistic MOS prediction, enabling efficient training using only MOS labels across datasets. NISQA-MOS (Mittag et al., 2021) employs self-attention-based temporal modeling to predict overall MOS and multiple perceptual dimensions. UTMOS (Saeki et al., 2022) and UTMOSv2 (Baba et al., 2024) improve robustness to out-of-domain conditions through ensemble learning over self-supervised speech representations. SCOREQ (Ragano et al., 2024) addresses domain generalization by introducing a contrastive regression objective with triplet loss for MOS prediction. Distill-MOS (Stahl and Gamper, 2025) improves data efficiency and model compactness by distilling large self-supervised MOS predictors into smaller models using pseudo-labels on unlabeled data. However, in practical evaluation scenarios where model improvements across iterations are often marginal, absolute MOS prediction can be insensitive to small quality differences, making pairwise comparison a more suitable formulation for detecting subtle improvements by directly contrasting two speech samples.

### 2.2 Preference based Speech Quality Assessment

Preference-based speech quality assessment models relative quality differences between speech samples. Early work reformulates MOS prediction using pairwise comparisons, demonstrating improved ranking performance when absolute MOS values are close (Wang et al., 2023). Subsequent studies encode preference relationships in embedding spaces to improve robustness under domain shifts (Hu et al., 2024), or propose end-to-end frameworks that jointly model pair construction and preference prediction for system-level rank-

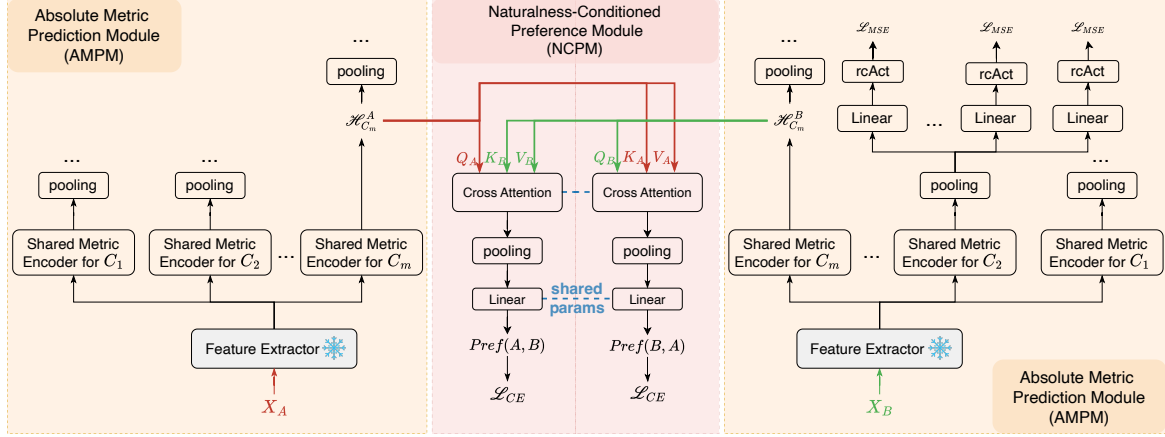


Figure 1: Overview of the UrgentMOS architecture and training paradigm. UrgentMOS consists of an *Absolute Metric Prediction Module (AMPM)* and a *Naturalness-Conditioned Preference Module (NCPM)*. Each speech sample is processed by a shared feature extractor; the two AMPM blocks shown for Audio A and Audio B correspond to the *same AMPM with shared parameters*. AMPM predicts multiple objective and perceptual quality metrics via shared metric encoders and metric-specific heads, while NCPM operates on representations from the naturalness-related metric group to model pairwise quality preferences using cross-attention.  $\mathcal{L}_{CE}$  denotes cross entropy loss.  $\mathcal{L}_{MSE}$  is detailed in (5).

ing (Hu et al., 2025). In speech enhancement, URGENT-PK (Wang et al., 2025b) employs a pairwise model that directly compares homologous enhanced utterances. To mitigate annotation scarcity, some approaches derive pairwise supervision from existing MOS datasets (Shi et al., 2025b). Preference-based modeling has also been explored under weak or indirect supervision, such as comparative assessment using non-matching reference signals (Manocha et al., 2021). In speech synthesis, pairwise preference prediction has been studied for samples sharing the same linguistic content to enforce consistency in relative judgments (Valentini-Botinhao et al., 2022; Hu et al., 2023).

### 2.3 Speech Quality Assessment with Natural Language Reasoning

Recent work has begun to explore natural language reasoning for speech quality assessment, shifting from scalar score prediction toward language-based evaluation that better reflects human perceptual judgments. PAM prompts pretrained audio-language models with structured textual queries to assess speech quality, demonstrating strong zero-shot capability without task-specific training (Deshmukh et al., 2024). SpeechLLM-as-Judges further leverages large speech-language models as general-purpose evaluators, emphasizing interpretability through natural language explanations alongside quality judgments (Zhang et al., 2025a). Speech-Judge advances this paradigm by training dedi-

cated judgment models to achieve human-level performance in evaluating speech naturalness via language-based reasoning (Zhang et al., 2025b). Nevertheless, these methods remain largely experimental, with limited cross-domain generalization.

Complementing these model-centric approaches, QualiSpeech introduces a large-scale dataset with natural language descriptions and reasoning annotations, enabling systematic study of explainable speech quality assessment (Wang et al., 2025c).

## 3 Method

The overall architecture and training pipeline of UrgentMOS are illustrated in Figure 1. UrgentMOS adopts a modular design that jointly supports absolute and comparative speech quality assessment within a unified framework. Given a pair of speech samples  $X_A$  and  $X_B$ , each signal is first processed independently by a shared feature extractor to obtain high-level acoustic representations, which are then used by both evaluation modules.

Absolute quality assessment is performed by the *Absolute Metric Prediction Module (AMPM)*, which is shared across both inputs. AMPM follows a multi-metric prediction paradigm similar to Uni-VERSA (Shi et al., 2025a), but differs in both architectural design and training formulation. Specifically, AMPM organizes speech quality metrics into semantically coherent groups  $C_1, \dots, C_m$  (Table 1), each corresponding to a distinct quality aspect and containing multiple related metrics. For

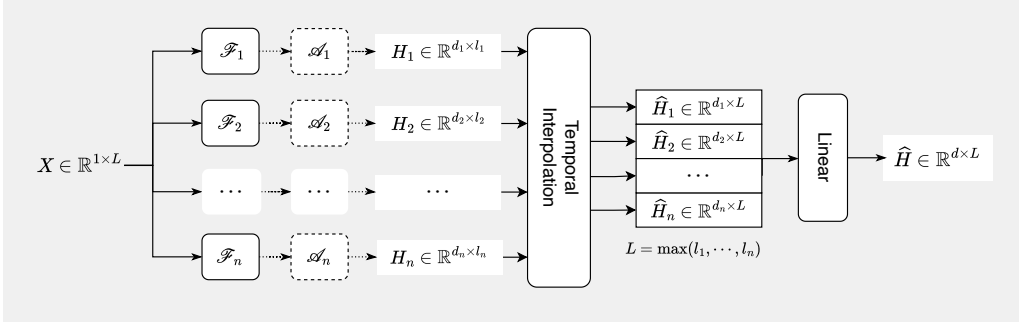


Figure 2: Feature extractor in UrgentMOS. Representations are temporally aligned via interpolation before fusion.

each group  $C_i$ , a *shared metric encoder* transforms the acoustic representation into a group-specific latent representation  $\mathcal{H}_{C_i}^A$  or  $\mathcal{H}_{C_i}^B$  for inputs  $X_A$  and  $X_B$ , respectively. Metric-specific prediction heads are applied to pooled representations  $\mathcal{H}_{C_i}$  to produce individual predictions, which are further constrained by range-constraining activation functions (rcAct) to ensure valid outputs while maintaining smooth optimization.

In addition to absolute metric prediction, UrgentMOS explicitly models relative quality judgments through a *Naturalness-Conditioned Preference Module (NCPM)*. NCPM operates on representations from the naturalness-related metric group  $C_m$ , which includes human MOS and learned naturalness predictors. Given the corresponding representations  $\mathcal{H}_{C_m}^A$  and  $\mathcal{H}_{C_m}^B$  from two speech samples, NCPM employs cross-attention to model interactions between paired inputs and produces comparative quality predictions, such as preference labels or comparative MOS (CMOS).

### 3.1 Model Components

#### 3.1.1 Feature Extractor

UrgentMOS adopts a multi-branch, architecture-agnostic feature extractor to obtain complementary speech representations at different temporal resolutions, as shown in Figure 2. Given an input waveform  $X$ , the signal is processed in parallel by a set of heterogeneous feature encoders  $\{\mathcal{F}_i\}_{i=1}^n$ . Each encoder produces a sequence of layer-wise representations, which are optionally aggregated by an aggregation module  $\mathcal{A}_i$  using a weighted sum. The resulting representation is denoted as  $H_i \in \mathbb{R}^{d_i \times l_i}$ , where  $d_i$  and  $l_i$  correspond to the encoder-specific feature dimension and temporal length.

All representations are temporally aligned via length interpolation to a common sequence length  $L = \max_i l_i$ , yielding aligned features  $\hat{H}_i \in \mathbb{R}^{d_i \times L}$ . The aligned features are then fused

into a unified representation  $\hat{H}$ , which serves as the shared input to downstream absolute metric prediction and preference modeling modules. This design enables multi-resolution modeling and supports seamless integration of diverse pre-trained audio encoders, including WavLM (Chen et al., 2022), Kimi-Audio (Ding et al., 2025), Qwen3OmniCaptioner (Xu et al., 2025), and Audio Flamingo (Goel et al., 2025).

#### 3.1.2 Range-Constraining Activations (rcAct)

To ensure that predicted metric values lie within their valid numerical ranges, UrgentMOS applies a *Range-Constraining Activation Module* after each metric-specific prediction head. Given an unconstrained scalar prediction  $x$ , the module enforces lower and/or upper bounds according to the target metric’s domain. When both lower and upper bounds are finite, a scaled sigmoid function is used:

$$y = v_{\min} + (v_{\max} - v_{\min}) \cdot \sigma(x), \quad (1)$$

which smoothly maps predictions to the interval  $[v_{\min}, v_{\max}]$ . When only a lower bound is defined, the output is constrained via a softplus-based transformation:

$$y = v_{\min} + \text{softplus}(x - v_{\min}), \quad (2)$$

ensuring  $y \geq v_{\min}$ . Conversely, when only an upper bound is specified, the output is given by:

$$y = v_{\max} - \text{softplus}(v_{\max} - x), \quad (3)$$

which enforces  $y \leq v_{\max}$ . If the output shall be unbounded, the identity mapping is applied. Compared to hard clipping, this formulation preserves gradient continuity near the boundaries, avoiding optimization instability while respecting metric-specific value constraints.



Table 1: Predicted Categorized Metrics in UrgentMOS. “Ref.” indicates whether the metric requires a reference signal for computation.

#	Category	Metric	Range	Ref.
1	Noise & Distortion	PESQ (ITU, 2001; Rix et al., 2001)	[1, 4.5]	✓
2		PESQc2 (ITU, 2001; Torcoli et al., 2025)	[1, 4.5]	✓
3		DNSMOS (Reddy et al., 2022)	[1, 5]	✗
4		LSD (Gray and Markel, 1976)	[0, ∞)	✓
5		SDR (Vincent et al., 2006)	(−∞, ∞)	✓
6	Naturalness	MOS (human)	[1, 5]	✗
7		UTMOS (Saeki et al., 2022)	[1, 5]	✗
8		Distill_MOS (Stahl and Gamper, 2025)	[1, 5]	✗
9		NISQA_MOS (Mittag et al., 2021)	[1, 5]	✗
10		SCOREQ (Ragano et al., 2024)	[1, 5]	✗
11	Intelligibility	ESTOI (Jensen and Taal, 2016)	[0, 1]	✓
12		SpeechBERTScore (Saeki et al., 2024)	[-1, 1]	✓
13		LPS (Pirklbauer et al., 2023)	(−∞, 1]	✓
14	Speaker Characteristics	SpeakerSimilarity	[-1, 1]	✓
15	Spectral Accuracy	MCD (Kubichek, 1993)	[0, ∞)	✓

### 3.2 Training Data Construction and Supervision

#### 3.2.1 Learning with Incomplete Metric Annotations

UrgentMOS leverages multi-metric supervision to improve robustness and generalization; however, in practice, different datasets provide heterogeneous subsets of quality annotations. Intrusive metrics require reference signals, while perceptual labels such as MOS are often unavailable at scale. Discarding samples with incomplete annotations would significantly reduce training data and domain coverage.

To address this, UrgentMOS explicitly tolerates missing metric annotations during training. For each metric  $k$ , unavailable labels are marked as NaN and excluded via a binary validity mask  $m_k \in \{0, 1\}^B$ , where  $B$  is the batch size and  $m_k^{(b)} = 1$  indicates that the ground-truth label  $y_k^{(b)}$  is available. The metric-specific loss is computed only over valid samples and normalized:

$$\mathcal{L}_{MSE}^k = w_k \frac{\sum_{b=1}^B m_k^{(b)} \ell(\hat{y}_k^{(b)}, y_k^{(b)})}{\sum_{b=1}^B m_k^{(b)}}, \quad (4)$$

where  $\hat{y}_k^{(b)}$  denotes the prediction,  $\ell(\cdot, \cdot)$  is the regression loss, and  $w_k$  is a metric-specific weight. The overall objective averages losses over metrics with at least one valid label in the batch:

$$\mathcal{L}_{MSE} = \frac{1}{|\mathcal{K}_{\text{valid}}|} \sum_{k \in \mathcal{K}_{\text{valid}}} \mathcal{L}_{MSE}^k, \quad (5)$$

where  $\mathcal{K}_{\text{valid}}$  denotes the set of valid metrics.

#### 3.2.2 Deriving Preference Supervision from ACR Annotations

Comparative evaluation protocols such as CCR are widely adopted in speech quality assessment, yet publicly available CCR datasets remain limited in scale. In contrast, ACR datasets with MOS annotations are more abundant. UrgentMOS therefore derives preference supervision from existing ACR data by constructing sample pairs and assigning relative quality labels based on MOS differences.

Given two speech samples  $X_A$  and  $X_B$  with MOS scores  $s_A$  and  $s_B$ , preference pairs are generated under different matching strategies. *Arbitrary matching* ( $\mathcal{D}_{\text{any}}$ ) allows pairing any two samples. To mitigate biases from dataset-specific annotation scales, *corpus-level matching* ( $\mathcal{D}_{\text{corpus}}$ ) restricts pairs to samples from the same dataset. *Reference-level matching* ( $\mathcal{D}_{\text{ref}}$ ) further constrains pairs to samples produced by different systems but sharing the same reference content.

To account for annotation noise and uncertainty in MOS values, a tunable tie threshold  $\delta > 0$  is introduced. Preference labels are assigned as

$$y_{A,B} = \begin{cases} A \succ B, & s_A - s_B > \delta, \\ B \succ A, & s_B - s_A > \delta, \\ \text{tie}, & |s_A - s_B| \leq \delta, \end{cases} \quad (6)$$

where  $y_{A,B}$  denotes the derived preference relation.

### 3.2.3 Symmetric Pair Construction for Preference Learning

Pairwise preference prediction should ideally be invariant to the ordering of input samples. While this property can be enforced through specialized network architectures, such constraints may unnecessarily limit model capacity and flexibility. UrgentMOS instead adopts a data-driven approach that encourages order-invariant behavior without modifying the model architecture. Concretely, for each preference-annotated pair  $(X_A, X_B)$ , we additionally construct its symmetric counterpart  $(X_B, X_A)$  with a reversed preference label.<sup>1</sup>

## 4 Experiment Setup

### 4.1 Datasets

#### 4.1.1 Training

UrgentMOS is trained on a diverse collection of speech quality datasets spanning text-to-speech (TTS), voice conversion (VC), speech enhancement (SE), and simulated distortion domains, as summarized in Table 2. The training corpus comprises both absolute-score annotated samples and preference-labeled pairs, enabling unified learning of absolute quality estimation and comparative assessment. Absolute-score supervision covers synthesized speech (e.g., BC19, SOMOS, TTSDS2), voice conversion outputs (BVCC), simulated and real-world degradations such as telephony artifacts (PSTN, TCD-VoIP) and background noise (TMHINT-QI), as well as enhanced speech produced by SE systems (Tencent, URGENT2024-SQA, URGENT2025-SQA). In addition, preference-annotated datasets, including SpeechEval and SpeechJudge-Data, are incorporated to provide explicit comparative supervision.

#### 4.1.2 Evaluation

Evaluation is conducted using a combination of officially released test sets and constructed preference pairs to reflect both absolute and comparative assessment scenarios. For datasets that provide standard evaluation splits, we directly adopt the official test sets. To further align evaluation with practical preference-based assessment, we additionally construct pairwise comparison data using *reference-scope matching*, where samples generated under the same reference content are paired

<sup>1</sup>Potential inconsistencies from independently annotated bidirectional preference pairs are not explicitly handled, as the datasets used either do not contain such paired annotations or do not provide sufficient metadata to reliably identify them.

to form comparative judgments. This construction is applied only to datasets that contain sufficient system and reference information to support such pairing, as summarized in Table 3. For large-scale datasets, the total number of constructed preference pairs is capped at 100,000.

### 4.2 Metrics

We evaluate UrgentMOS using preference-based and absolute-score metrics. For pairwise evaluation, we report preference prediction accuracy over  $\{A \succ B, B \succ A, \text{tie}\}$ . For absolute evaluation, we report utterance-level Pearson correlation (LCC) and Spearman rank correlation (SRCC) between predicted scores and ground-truth MOS.

### 4.3 Training Details

Each shared metric encoder in UrgentMOS is implemented as a Transformer with 6 layers, 8 attention heads, a model dimension of 768, and a feed-forward dimension of 2048. The weights of the multiple metrics in the loss computation in (4) are set to be equal. The model is trained using a constant learning rate of  $3 \times 10^{-5}$ . We adopt a dynamic batching strategy based on audio duration, with each batch containing approximately 400 seconds of speech. Training is conducted for 20k optimization steps on a single NVIDIA A100 GPU. Depending on the number of feature extractors, the total training time ranges from 3 to 20 hours.

## 5 Results

UrgentMOS variants in Table 4 are denoted as **F#C#M#-D\***. **F#** indicates the number of feature extractors (F1: WavLM only; F4: four extractors described in Section 3.1.1); **C#** denotes the number of metric categories (C1: all metrics treated as one group; C5: categorized as in Table 1); **M#** specifies the supervision scope (M1: MOS only; M5: naturalness-related metrics; M15: all metrics listed in Table 1). **D\*** denotes the preference-pair construction strategy in 3.2.2. Training and inference statistics are available in Appendix B.

### 5.1 Preference-based Evaluation

Table 4 reports preference prediction accuracy under two settings,  $\text{acc}_{0.5}$  and  $\text{acc}_0$ . For natively preference-based datasets (SpeechEval and SpeechJudge),  $\text{acc}_{0.5}$  allows tie predictions, whereas  $\text{acc}_0$  evaluates only strictly ordered pairs by removing ties. For derived preference datasets,  $\text{acc}_{0.5}$  uses a threshold  $\delta = 0.5$  to treat pairs with small score

Table 2: Training datasets used in UrgentMOS. “pairs” refers to preference-labeled sample pairs.

Dataset	Domain	Samples	Hours	Systems
BC19 (Cooper et al., 2022)	TTS	136	0.32	21
BVCC (Cooper and Yamagishi, 2021)	VC	4,973	5.56	175
NISQA (Mittag et al., 2021)	Simulated	11,020	27.21	–
PSTN (Mittag et al., 2020)	Simulated	58,709	163.08	–
SOMOS (Maniati et al., 2022)	TTS	14,100	18.32	181
TCD-VoIP (Harte et al., 2015)	Simulated (VoIP)	384	0.87	24
Tencent (Yi et al., 2022a)	SE Enhanced	11,563	23.51	–
TMHINT-QI (Chen and Tsao, 2022)	Simulated (Noise)	12,937	11.35	98
TTSDS2 (Minixhofer et al., 2025)	TTS	460	0.96	80
URGENT2024-SQA (Wang et al., 2025d)	SE Enhanced	238,000	429.34	238
URGENT2025-SQA (Wang et al., 2025d)	SE Enhanced	100,000	261.31	100
SpeechEval (Wang et al., 2025a)	Mixed	73,123 pairs	18.25	15
SpeechJudge-Data (Zhang et al., 2025a)	Mixed	41,755 pairs	328.50	–

Table 3: Constructed preference pairs using reference-scope matching for evaluation.

Dataset	#Preference Pairs
NISQA P501	14,160
NISQA FOR	6,496
SOMOS	7,250
TMHINT-QI	16,708
CHiME-7-UDASE-Eval	2,560
URGENT2024-SQA	100,000
URGENT2025-SQA	100,000

differences as ties, while  $\text{acc}_0$  sets  $\delta = 0$  and evaluates all pairs as strict preferences (see (6)).

As shown in Table 4, SpeechEval and SpeechJudge models perform well on their own benchmarks but show noticeably weaker generalization to other domains, indicating dataset-specific overfitting. In contrast, UrgentMOS variants consistently achieve strong performance across TTS, simulated noise, speech enhancement, and mixed-domain datasets, demonstrating better robustness.

Notably, most existing MOS predictors perform worse than random under  $\text{acc}_{0.5}$  on the SpeechJudge test set, which consists of synthesized speech from recent TTS systems. This behavior can be attributed to score compression: for modern, high-quality samples, these predictors tend to output highly similar scores, leading to a large proportion of predicted ties when  $\delta = 0.5$  is applied. Because the SpeechJudge test set does not include tie annotations, such ambiguous predictions are penalized, indicating that existing MOS models have limited sensitivity to the subtle quality differences exhibited by state-of-the-art TTS systems.

Interestingly, the choice of preference construction strategy has limited impact on UrgentMOS

performance. Models trained using reference-level ( $\mathcal{D}_{\text{ref}}$ ), corpus-level ( $\mathcal{D}_{\text{corpus}}$ ), or unconstrained ( $\mathcal{D}_{\text{any}}$ ) pairing achieve comparable accuracy across evaluation datasets. This suggests that a threshold of  $\sigma = 0.5$  during training is sufficient to separate perceptually different samples, even when cross-corpus inconsistencies exist.

Moreover, models trained with naturalness-related multi-metric supervision (C5) consistently outperform their MOS-only counterparts (C1), indicating that incorporating complementary perceptual cues substantially improves preference discrimination. In contrast, extending supervision to all 15 metrics does not always yield additional gains. Notably, F1C1M15 shows degraded performance on several datasets, particularly when a single shared feature encoder is used across all metrics. This degradation is likely due to weak or inconsistent correlations among certain metrics, as evidenced by the correlation analysis in Appendix A. Nevertheless, the broader multi-metric prediction capability of the M15 variants remains valuable, as it provides rich, multi-aspect quality signals that may support more informative audio quality reasoning in LLM-based speech assessment frameworks.

## 5.2 Correlation-based Evaluation

Table 5 presents LCC and SRCC on datasets with absolute MOS annotations; The correlation results largely align with the preference accuracy trends.

UrgentMOS consistently achieves strong correlations across all datasets, demonstrating better cross-domain robustness than conventional MOS predictors. Naturalness-focused multi-metric supervision (M5) and multi-feature extraction (F4) provide consistent gains, while incorporating all metrics (M15)

Table 4: Preference evaluation accuracy ( $\text{acc}_{0.5} / \text{acc}_0$ ). Best results are shown in **bold** and second-best results are underlined. Additional results are reported in Table 9 in Appendix F.

Model	SOMOS	TMHINT-QI	URGENT24-SQA	SpeechEval	SpeechJudge
DNSMOS	0.49 / 0.51	0.43 / 0.62	0.54 / 0.63	0.52 / 0.73	0.07 / 0.58
UTMOS	0.52 / 0.64	0.46 / 0.68	0.55 / 0.67	0.68 / 0.76	0.23 / 0.60
SCOREQ	0.51 / 0.61	0.48 / 0.63	0.58 / 0.68	0.65 / 0.76	0.12 / 0.58
Distill-MOS	0.48 / 0.51	0.47 / 0.63	0.54 / 0.66	0.64 / 0.74	0.07 / 0.58
NISQA-MOS	0.47 / 0.51	0.46 / 0.60	0.55 / 0.67	0.58 / 0.71	0.18 / 0.58
SpeechEval	0.35 / 0.68	0.57 / <b>0.84</b>	0.43 / 0.67	0.79 / 0.87	0.45 / 0.55
SpeechJudge	0.28 / 0.56	0.50 / 0.70	0.29 / 0.54	0.48 / 0.59	<u>0.74 / 0.74</u>
Random	0.34 / 0.50	0.34 / 0.50	0.33 / 0.50	0.33 / 0.50	0.30 / 0.52
<b>UrgentMOS</b>					
F1C1M1- $\mathcal{D}_{\text{ref}}$	0.57 / 0.71	0.60 / 0.77	0.57 / 0.67	0.80 / 0.87	0.67 / 0.67
F1C1M5- $\mathcal{D}_{\text{ref}}$	0.58 / 0.72	<b>0.63</b> / 0.77	0.58 / 0.69	0.81 / 0.89	0.68 / 0.68
F1C1M5- $\mathcal{D}_{\text{corpus}}$	<u>0.59 / 0.72</u>	0.62 / 0.77	0.58 / 0.68	0.81 / 0.89	0.63 / 0.63
F1C1M5- $\mathcal{D}_{\text{any}}$	0.58 / 0.71	0.62 / 0.77	<b>0.59 / 0.69</b>	0.81 / <b>0.91</b>	0.69 / 0.69
F4C1M5- $\mathcal{D}_{\text{ref}}$	<b>0.60 / 0.73</b>	<b>0.63</b> / <u>0.78</u>	<b>0.59 / 0.69</b>	<b>0.83 / 0.91</b>	<b>0.75 / 0.75</b>
F1C1M15- $\mathcal{D}_{\text{ref}}$	0.57 / 0.69	0.58 / 0.75	0.57 / 0.68	0.78 / 0.90	0.65 / 0.65
F1C5M15- $\mathcal{D}_{\text{ref}}$	0.57 / 0.70	0.62 / 0.76	<b>0.59 / 0.69</b>	<u>0.82</u> / 0.89	0.71 / 0.71

Table 5: Correlation results (LCC / SRCC) on representative datasets. Best results are shown in **bold** and second-best results are underlined. Additional results are reported in Table 10 in Appendix F.

Model	SOMOS	TMHINT-QI	URGENT24-SQA	BVCC	NISQA-FOR
DNSMOS	0.01 / 0.01	0.41 / 0.37	0.65 / 0.64	0.49 / 0.50	0.54 / 0.54
UTMOS	0.44 / 0.42	0.60 / 0.48	0.72 / 0.74	<b>0.88 / 0.88</b>	0.80 / 0.77
SCOREQ	0.32 / 0.31	0.62 / 0.47	<u>0.79 / 0.79</u>	0.81 / 0.82	<u>0.93 / 0.93</u>
Distill-MOS	0.00 / 0.01	0.57 / 0.46	0.76 / 0.75	0.82 / 0.81	0.82 / 0.83
NISQA-MOS	0.02 / 0.03	0.53 / 0.35	0.71 / 0.70	0.62 / 0.63	0.89 / 0.88
<b>UrgentMOS</b>					
F1C1M1- $\mathcal{D}_{\text{ref}}$	0.64 / 0.63	0.79 / 0.74	0.75 / 0.75	0.83 / 0.83	0.91 / 0.90
F1C1M5- $\mathcal{D}_{\text{ref}}$	<b>0.68 / 0.67</b>	0.80 / 0.76	0.78 / 0.78	0.84 / 0.85	0.92 / 0.91
F1C1M5- $\mathcal{D}_{\text{corpus}}$	0.65 / 0.63	0.80 / 0.76	0.77 / 0.77	<u>0.86 / 0.86</u>	0.93 / 0.92
F1C1M5- $\mathcal{D}_{\text{any}}$	0.65 / 0.64	0.80 / 0.76	0.78 / 0.77	0.85 / 0.85	0.91 / 0.90
F4C1M5- $\mathcal{D}_{\text{ref}}$	<b>0.68 / 0.67</b>	<b>0.82 / 0.78</b>	<b>0.80 / 0.79</b>	<u>0.86 / 0.86</u>	<b>0.93 / 0.94</b>
F1C1M15- $\mathcal{D}_{\text{ref}}$	0.57 / 0.55	0.78 / 0.72	0.76 / 0.76	0.82 / 0.82	0.90 / 0.90
F1C5M15- $\mathcal{D}_{\text{ref}}$	0.62 / 0.61	0.80 / 0.75	0.79 / 0.78	0.85 / 0.85	0.93 / 0.92

does not always yield further improvements, likely due to weaker inter-metric correlations.

**Ablation Study and Analysis** Table 11 evaluates encoders adopted in F4C1M5- $\mathcal{D}_{\text{ref}}$ . Ablation studies on symmetric pair construction are reported in Appendix D. Analysis on the CMOS threshold for preference prediction with post-hoc MOS scores is provided in Appendix E. Analysis on other predicted metrics are provided in Appendix C.

## 6 Conclusion

In this work, we presented UrgentMOS, a unified speech quality assessment framework designed to

address the limitations of existing MOS-based evaluators in modern speech generation scenarios. UrgentMOS learns from heterogeneous objective and perceptual metrics while explicitly tolerating missing annotations, enabling robust training on large-scale, multi-source datasets with inconsistent supervision. By integrating absolute metric prediction with naturalness-conditioned preference modeling, it supports both utterance-level quality estimation and pairwise preference evaluation, aligning model training with practical benchmarking protocols. Experiments across diverse domains show that UrgentMOS consistently outperforms strong baselines.



## Limitations

Despite its strong performance, UrgentMOS does not provide explicit natural language explanations for its quality judgments, which contrasts with recent language-based evaluation approaches. Nevertheless, its ability to predict multiple complementary quality metrics offers structured cues that may support downstream reasoning or explainability modules.

Incorporating multiple feature extractors improves robustness but increases inference cost, potentially limiting the use of UrgentMOS in large-scale or latency-sensitive data filtering scenarios. In addition, while multi-metric supervision generally enhances generalization, introducing a large number of heterogeneous metrics can degrade performance in some settings, particularly when correlations among metrics are weak or inconsistent. Identifying optimal metric subsets or developing training strategies to better resolve such conflicts remains an open direction.

## References

- Philip Anastassiou, Jiawei Chen, Jitong Chen, Yuanzhe Chen, Zhuo Chen, Ziyi Chen, Jian Cong, Lelai Deng, Chuang Ding, Lu Gao, Mingqing Gong, Peisong Huang, Qingqing Huang, Zhiying Huang, Yuanyuan Huo, Dongya Jia, Chumin Li, Feiya Li, Hui Li, and 27 others. 2024. Seed-TTS: A family of high-quality versatile speech generation models. *arXiv preprint arXiv:2406.02430*.
- Kaito Baba, Wataru Nakata, Yuki Saito, and Hiroshi Saruwatari. 2024. The T05 system for the Voice-MOS challenge 2024: Transfer learning from deep image classifier to naturalness MOS prediction of high-quality synthetic speech. In *IEEE Spoken Language Technology Workshop (SLT)*, pages 818–824. IEEE.
- Sanyuan Chen, Chengyi Wang, Zhengyang Chen, Yu Wu, Shujie Liu, Zhuo Chen, Jinyu Li, Naoyuki Kanda, Takuya Yoshioka, Xiong Xiao, Jian Wu, Long Zhou, Shuo Ren, Yanmin Qian, Yao Qian, Michael Zeng, Xiangzhan Yu, and Furu Wei. 2022. WavLM: Large-scale self-supervised pre-training for full stack speech processing. *IEEE Journal of Selected Topics in Signal Processing*, 16(6):1505–1518.
- Yu-Wen Chen and Yu Tsao. 2022. InQSS: A speech intelligibility and quality assessment model using a multi-task learning network. In *Proc. Interspeech*, pages 3088–3092.
- Yushen Chen, Zhikang Niu, Ziyang Ma, Keqi Deng, Chunhui Wang, JianZhao JianZhao, Kai Yu, and Xie Chen. 2025. F5-TTS: A fairytaler that fakes fluent and faithful speech with flow matching. In *Annual Meeting of the Association for Computational Linguistics (ACL)*, pages 6255–6271.
- Erica Cooper, Wen-Chin Huang, Tomoki Toda, and Junichi Yamagishi. 2022. Generalization ability of mos prediction networks. In *ICASSP 2022-2022 IEEE International Conference on Acoustics, Speech and Signal Processing (ICASSP)*, pages 8442–8446. IEEE.
- Erica Cooper and Junichi Yamagishi. 2021. How do voices from past speech synthesis challenges compare today? In *Proc. SSW 2021*, pages 183–188.
- Fredrik Cumlin, Xinyu Liang, Victor Ungureanu, Chandan K. A. Reddy, Christian Schüldt, and Saikat Chatterjee. 2024. DNSMOS Pro: A Reduced-Size DNN for Probabilistic MOS of Speech. In *Interspeech 2024*, pages 4818–4822.
- Soham Deshmukh, Dareen Alharthi, Benjamin Elizalde, Hannes Gamper, Mahmoud Al Ismail, Rita Singh, Bhiksha Raj, and Huaming Wang. 2024. PAM: Prompting audio-language models for audio quality assessment. In *Proc. Interspeech*, pages 3320–3324.
- Ding Ding, Zeqian Ju, Yichong Leng, Songxiang Liu, Tong Liu, Zeyu Shang, Kai Shen, Wei Song, Xu Tan, Heyi Tang, Zhengtao Wang, Chu Wei, Yifei Xin, Xinran Xu, Jianwei Yu, Yutao Zhang, Xinyu Zhou, Y. Charles, Jun Chen, and 20 others. 2025. Kimi-audio technical report. *arXiv preprint arXiv:2504.18425*.
- Arushi Goel, Sreyan Ghosh, Jaehyeon Kim, Sonal Kumar, Zhifeng Kong, Sang-gil Lee, Chao-Han Huck Yang, Ramani Duraiswami, Dinesh Manocha, Rafael Valle, and Bryan Catanzaro. 2025. Audio Flamingo 3: Advancing audio intelligence with fully open large audio language models. *arXiv preprint arXiv:2507.08128*.
- Augustine Gray and John Markel. 1976. Distance measures for speech processing. *IEEE Transactions on Acoustics, Speech, and Signal Processing*, 24(5):380–391.
- Yi Guo, Wei Wang, Zhihang Yuan, Rong Cao, Kuan Chen, Zhengyang Chen, Yuanyuan Huo, Yang Zhang, Yuping Wang, Shouda Liu, and Yuxuan Wang. 2025. SplitMeanFlow: Interval splitting consistency in few-step generative modeling. *arXiv preprint arXiv:2507.16884*.
- Naomi Harte, Eoin Gillen, and Andrew Hines. 2015. TCD-VoIP, a research database of degraded speech for assessing quality in VoIP applications. In *2015 Seventh International Workshop on Quality of Multimedia Experience (QoMEX)*, pages 1–6.
- Cheng-Hung Hu, Yusuke Yasuda, and Tomoki Toda. 2023. Preference-based training framework for automatic speech quality assessment using deep neural network. *arXiv preprint arXiv:2308.15203*.

- Cheng-Hung Hu, Yusuke Yasuda, and Tomoki Toda. 2025. E2EPref: An end-to-end preference-based framework for speech quality assessment to alleviate bias in direct assessment scores. *Computer Speech & Language*, 93:101799.
- ChengHung Hu, Yusuke Yasuda, and Tomoki Toda. 2024. [Embedding learning for preference-based speech quality assessment](#). In *Proc. Interspeech*, pages 2685–2689.
- Wen Chin Huang, Erica Cooper, Yu Tsao, Hsin-Min Wang, Tomoki Toda, and Junichi Yamagishi. 2022. The VoiceMOS Challenge 2022. In *Proc. ISCA Interspeech*, pages 4536–4540.
- ITU. 2001. *Rec. P.862: Perceptual Evaluation of Speech Quality (PESQ)*. International Telecommunication Union, Telecommunication Standardization Sector (ITU-T).
- Jesper Jensen and Cees H. Taal. 2016. [An algorithm for predicting the intelligibility of speech masked by modulated noise maskers](#). *IEEE/ACM Transactions on Audio, Speech, and Language Processing*, 24(11):2009–2022.
- Dongya Jia, Zhuo Chen, Jiawei Chen, Chenpeng Du, Jian Wu, Jian Cong, Xiaobin Zhuang, Chumin Li, Zhen Wei, Yuping Wang, and Yuxuan Wang. 2025. DiTAR: Diffusion transformer autoregressive modeling for speech generation. In *International Conference on Machine Learning (ICML)*.
- Rafael Zequeira Jiménez, Gabriel Mittag, and Sebastian Möller. 2021. Removing the bias in speech quality scores collected in noisy crowdsourcing environments. In *Proc. IEEE QoMEX*, pages 49–54. IEEE.
- Robert Kubichek. 1993. Mel-cepstral distance measure for objective speech quality assessment. In *Proc. PACRIM*, pages 125–128.
- Chenda Li, Wei Wang, Marvin Sach, Wangyou Zhang, Kohei Saijo, Samuele Cornell, Yihui Fu, Zhaoheng Ni, Tim Fingscheidt, Shinji Watanabe, and 1 others. 2026. ICASSP 2026 URGENT Speech Enhancement Challenge. *arXiv preprint arXiv:2601.13531*.
- Chen-Chou Lo, Szu-Wei Fu, Wen-Chin Huang, Xin Wang, Junichi Yamagishi, Yu Tsao, and Hsin-Min Wang. 2019. MOSNet: Deep learning-based objective assessment for voice conversion. In *Proc. Interspeech*, pages 1541–1545.
- Philipos C Loizou. 2011. Speech quality assessment. In *Multimedia analysis, processing and communications*, pages 623–654. Springer.
- Georgia Maniati, Alexandra Vioni, Nikolaos Ellinas, Karolos Nikitaras, Konstantinos Klapsas, June Sig Sung, Gunu Jho, Aimilios Chalamandaris, and Pirros Tsiakoulis. 2022. SOMOS: The Samsung open MOS dataset for the evaluation of neural text-to-speech synthesis. In *Proc. Interspeech*, pages 2388–2392.
- Pranay Manocha, Buye Xu, and Anurag Kumar. 2021. NORESQA: A framework for speech quality assessment using non-matching references. In *Neural Information Processing Systems (NeurIPS)*, volume 34, pages 22363–22378.
- Christoph Minixhofer, Ondrej Klejch, and Peter Bell. 2025. TTSDS2: Resources and benchmark for evaluating human-quality text to speech systems. *arXiv preprint arXiv:2506.19441*.
- Gabriel Mittag, Ross Cutler, Yasaman Hosseinkashi, Michael Revow, Sriram Srinivasan, Naglakshmi Chande, and Robert Aichner. 2020. DNN no-reference PSTN speech quality prediction. In *Proc. Interspeech*, pages 2867–2871.
- Gabriel Mittag, Babak Naderi, Assmaa Chehadi, and Sebastian Möller. 2021. NISQA: A deep CNN-self-attention model for multidimensional speech quality prediction with crowdsourced datasets. pages 2127–2131.
- Babak Naderi, Rafael Zequeira Jiménez, Matthias Hirth, Sebastian Möller, Florian Metzger, and Tobias Hoßfeld. 2020. Towards speech quality assessment using a crowdsourcing approach: evaluation of standardized methods. *Quality and User Experience*, 6:1–21.
- Jan Pirklbauer, Marvin Sach, Kristoff Fluyt, Wouter Tirry, Wafaa Wardah, Sebastian Moeller, and Tim Fingscheidt. 2023. Evaluation metrics for generative speech enhancement methods: Issues and perspectives. In *Speech Communication; 15th ITG Conference*, pages 265–269.
- Alessandro Ragano, Jan Skoglund, and Andrew Hines. 2024. SCOREQ: Speech quality assessment with contrastive regression. In *Neural Information Processing Systems (NeurIPS)*, volume 37, pages 105702–105729.
- Chandan KA Reddy, Vishak Gopal, and Ross Cutler. 2022. DNSMOS P.835: A non-intrusive perceptual objective speech quality metric to evaluate noise suppressors. In *IEEE International Conference on Acoustics, Speech and SP (ICASSP)*, pages 886–890.
- Antony W Rix, John G Beerends, Michael P Hollier, and Andries P Hekstra. 2001. Perceptual evaluation of speech quality (PESQ)—a new method for speech quality assessment of telephone networks and codecs. In *IEEE International Conference on Acoustics, Speech and SP (ICASSP)*, pages 749–752.
- Marvin Sach, Yihui Fu, Kohei Saijo, Wangyou Zhang, Samuele Cornell, Robin Scheibler, Chenda Li, Anurag Kumar, Wei Wang, Yanmin Qian, Shinji Watanabe, and Tim Fingscheidt. 2025. P. 808 multilingual speech enhancement testing: Approach and results of URGENT 2025 Challenge. *arXiv preprint arXiv:2507.11306*.
- Takaaki Saeki, Soumi Maiti, Shinnosuke Takamichi, Shinji Watanabe, and Hiroshi Saruwatari. 2024.

- SpeechBERTScore: Reference-aware automatic evaluation of speech generation leveraging NLP evaluation metrics. In *Proc. Interspeech*, pages 4943–4947.
- Takaaki Saeki, Detai Xin, Wataru Nakata, Tomoki Koriyama, Shinnosuke Takamichi, and Hiroshi Saruwatari. 2022. UTMOS: UTokyo-SaruLab system for VoiceMOS Challenge 2022. In *Proc. Interspeech 2022*, pages 4521–4525.
- Kohei Saijo, Wangyou Zhang, Samuele Cornell, Robin Scheibler, Chenda Li, Zhaocheng Ni, Anurag Kumar, Marvin Sach, Yihui Fu, Wei Wang, Tim Fingscheidt, and Shinji Watanabe. 2025. Interspeech 2025 URGENT Speech Enhancement Challenge. In *Proc. Interspeech*, pages 858–862.
- Jiatong Shi, Hye-jin Shim, and Shinji Watanabe. 2025a. Uni-VERSA: Versatile speech assessment with a unified network. In *Proc. Interspeech*, pages 1798–1802.
- Jiatong Shi, Jinchuan Tian, Yihan Wu, Jee-Weon Jung, Jia Qi Yip, Yoshiki Masuyama, William Chen, Yunying Wu, Yuxun Tang, Massa Baali, Dareen Alharthi, Dong Zhang, Ruifan Deng, Tejes Srivastava, Haibin Wu, Alexander Liu, Bhiksha Raj, Qin Jin, Ruihua Song, and Shinji Watanabe. 2024. [Espnet-codec: Comprehensive training and evaluation of neural codecs for audio, music, and speech](#). In *2024 IEEE Spoken Language Technology Workshop (SLT)*, pages 562–569.
- Yu-Fei Shi, Yang Ai, and Zhen-Hua Ling. 2025b. Universal preference-score-based pairwise speech quality assessment. *arXiv preprint arXiv:2506.01455*.
- Benjamin Stahl and Hannes Gamper. 2025. Distillation and pruning for scalable self-supervised representation-based speech quality assessment. In *IEEE International Conference on Acoustics, Speech and SP (ICASSP)*.
- Cees H Taal, Richard C Hendriks, Richard Heusdens, and Jesper Jensen. 2011. An algorithm for intelligibility prediction of time–frequency weighted noisy speech. *IEEE Trans. ASLP*, 19(7):2125–2136.
- Matteo Torcoli, Mhd Modar Halimeh, and Emanuël AP Habets. 2025. Navigating PESQ: Up-to-date versions and open implementations. *arXiv preprint arXiv:2505.19760*.
- Cassia Valentini-Botinhao, Manuel Sam Ribeiro, Oliver Watts, Korin Richmond, and Gustav Eje Henter. 2022. Predicting pairwise preferences between TTS audio stimuli using parallel ratings data and anti-symmetric twin neural networks. *arXiv preprint arXiv:2209.11003*.
- Emmanuel Vincent, Rémi Gribonval, and Cédric Févotte. 2006. Performance measurement in blind audio source separation. *IEEE Trans. ASLP*, 14(4):1462–1469.
- Hui Wang, Jinghua Zhao, Yifan Yang, Shujie Liu, Junyang Chen, Yanzhe Zhang, Shiwan Zhao, Jinyu Li, Jiaming Zhou, Haoqin Sun, Yan Lu, and Qin Yong. 2025a. SpeechLLM-as-Judges: Towards general and interpretable speech quality evaluation. *arXiv preprint arXiv:2510.14664*.
- Jiahe Wang, Chenda Li, Wei Wang, Wangyou Zhang, Samuele Cornell, Marvin Sach, Robin Scheibler, Kohei Saijo, Yihui Fu, Zhaocheng Ni, Anurag Kumar, Tim Fingscheidt, Shinji Watanabe, and Yanmin Qian. 2025b. URGENT-PK: Perceptually-Aligned Ranking Model Designed for Speech Enhancement Competition. *arXiv preprint arXiv:2506.23874*.
- Kexin Wang, Yunlong Zhao, Qianqian Dong, Tom Ko, and Mingxuan Wang. 2023. MOSPC: MOS prediction based on pairwise comparison. *arXiv preprint arXiv:2306.10493*.
- Siyin Wang, Wenyi Yu, Xianzhao Chen, Xiaohai Tian, Jun Zhang, Lu Lu, Yu Tsao, Junichi Yamagishi, Yuxuan Wang, and Chao Zhang. 2025c. QualiSpeech: A speech quality assessment dataset with natural language reasoning and descriptions. *arXiv preprint arXiv:2503.20290*.
- Wei Wang, Wangyou Zhang, Chenda Li, Jiatong Shi, Shinji Watanabe, and Yanmin Qian. 2025d. Improving speech enhancement with multi-metric supervision from learned quality assessment. *arXiv preprint arXiv:2506.12260*.
- Jin Xu, Zhifang Guo, Hangrui Hu, Yunfei Chu, Xiong Wang, Jinzheng He, Yuxuan Wang, Xian Shi, Ting He, Xinfu Zhu, Yuanjun Lv, Yongqi Wang, Dake Guo, He Wang, Linhan Ma, Pei Zhang, Xinyu Zhang, Hongkun Hao, Zishan Guo, and 19 others. 2025. Qwen3-omni technical report. *arXiv preprint arXiv:2503.20215*.
- Gaoxiong Yi, Wei Xiao, Yiming Xiao, Babak Naderi, Sebastian Möller, Wafaa Wardah, Gabriel Mittag, Ross Cutler, Zhuohuang Zhang, Donald S. Williamson, Fei Chen, Fuzheng Yang, and Shidong Shang. 2022a. ConferencingSpeech 2022 challenge: Non-intrusive objective speech quality assessment (NISQA) challenge for online conferencing applications. In *Proc. Interspeech*, pages 3308–3312.
- Gaoxiong Yi, Wei Xiao, Yiming Xiao, Babak Naderi, Sebastian Möller, Wafaa Wardah, Gabriel Mittag, Ross Culter, Zhuohuang Zhang, Donald S. Williamson, Fei Chen, Fuzheng Yang, and Shidong Shang. 2022b. ConferencingSpeech 2022 challenge: Non-intrusive objective speech quality assessment (NISQA) challenge for online conferencing applications. In *Proc. ISCA Interspeech*, pages 3308–3312.
- Wangyou Zhang, Robin Scheibler, Kohei Saijo, Samuele Cornell, Chenda Li, Zhaocheng Ni, Jan Pirklbauer, Marvin Sach, Shinji Watanabe, Tim Fingscheidt, and Yanmin Qian. 2024. URGENT challenge: Universality, robustness, and generalizability for speech enhancement. In *Proc. Interspeech*, pages 4868–4872.

Xueyao Zhang, Chaoren Wang, Huan Liao, Ziniu Li, Yuancheng Wang, Li Wang, Dongya Jia, Yuanzhe Chen, Xiulin Li, Zhuo Chen, and Zhizheng Wu. 2025a. SpeechJudge: Towards human-level judgment for speech naturalness. *arXiv preprint arXiv:2511.07931*.

Xueyao Zhang, Chaoren Wang, Huan Liao, Ziniu Li, Yuancheng Wang, Li Wang, Dongya Jia, Yuanzhe Chen, Xiulin Li, Zhuo Chen, and Zhizheng Wu. 2025b. SpeechJudge: Towards human-level judgment for speech naturalness. *arXiv preprint arXiv:2511.07931*.

Slawomir Zielinski, Francis Rumsey, and Søren Bech. 2008. On some biases encountered in modern audio quality listening tests-a review. *Journal of the Audio Engineering Society*, 56(6):427–451.

## A Correlation between Metrics

Figure 3 illustrates the correlation structure among different speech quality metrics. Most perceptual and learning-based metrics (e.g., MOS, UTMOS, Distill-MOS, NISQA-MOS, ESTOI, and semantic or speaker similarity scores) form a strongly correlated cluster, suggesting that they capture largely overlapping perceptual cues. In contrast, several signal-level distortion metrics, notably LSD and MCD, show much weaker or even negative correlations with MOS and related perceptual measures.

This disparity partially explains why predicting a larger set of metrics can degrade performance. Jointly optimizing metrics that are weakly aligned with human perception introduces conflicting supervision, which can interfere with learning a coherent quality representation. Consequently, simply increasing the number of predicted metrics does not guarantee gains.

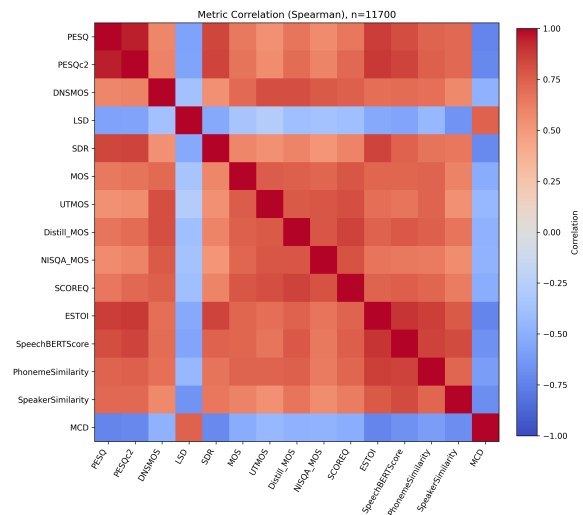


Figure 3: Spearman correlation across different speech quality metrics on the Urgent2025-SQA dataset.

## B Computational Cost

### B.1 Training Efficiency

Table 6 reports the training efficiency of Urgent-MOS measured in iterations per second. Configurations using a single feature extractor (F1) achieve stable training throughput, with only minor overhead introduced by additional metric groups. Training speed decreases noticeably when using larger or computationally heavier encoders (e.g., Kimi-Audio, AF-Whisper), and drops most significantly in the multi-encoder setting (F4C1M5) due to parallel feature extraction.



Table 6: Training Efficiency of UrgentMOS

Setting	iter / s
F1C1M1 (WavLM).	2.30
F1C1M5 (WavLM).	2.16
F1C1M5 (Kimi-Audio).	0.74
F1C1M5 (Qwen3).	2.02
F1C1M5 (AF-Whisper).	0.68
F1C1M15 (WavLM)	2.12
F1C5M15 (WavLM)	1.38
F4C1M5	0.32

## B.2 Inference Efficiency

Table 7 summarizes inference efficiency in terms of real-time factor (RTF), defined as the ratio between processing time and audio duration, where lower values indicate faster inference. UrgentMOS achieves very low RTFs with a single feature extractor ( $\leq 0.003$ ), while configurations with multiple extractors incur higher computational cost, as illustrated by the increased RTF of the F4C1M5 setting. Baseline results are reported using their respective open-source implementations and **do not necessarily reflect intrinsic model efficiency**. By contrast, UrgentMOS adopts inference-oriented optimizations such as padding-efficient batching, and the reported numbers reflect practical deployment efficiency under direct, off-the-shelf usage.

Table 7: Inference Efficiency of UrgentMOS

Setting	real time factor (RTF)
DNSMOS	0.011
UTMOS	0.006
SCOREQ	0.027
Distill-MOS	0.005
NISQA-MOS	0.031
SpeechEval	0.018
SpeechJudge	0.037
UrgentMOS	
F1C1M1 (WavLM)	0.001
F1C1M5 (WavLM)	0.002
F1C1M5 (Kimi-Audio)	0.002
F1C1M5 (Qwen3)	0.002
F1C1M5 (AF-Whisper)	0.003
F1C1M15 (WavLM)	0.002
F1C5M15 (WavLM)	0.002
F4C1M5	0.009

## C Additional Metric Correlation Results

Table 12 reports correlations between predicted and ground-truth quality metrics on the URGENT-SQA

test sets, excluding MOS. UrgentMOS achieves consistently strong correlations across diverse metric families, including distortion-related (e.g., PESQ, SDR), spectral (e.g., MCD), intelligibility (e.g., ESTOI, SpeechBERTScore), and speaker similarity metrics, indicating that it can reliably recover multiple complementary aspects of speech quality within a unified framework.

Although the MOS correlation of the full multi-metric configuration (F1C5M15- $\mathcal{D}_{ref}$ ) is not always higher than that of F1C1M5- $\mathcal{D}_{ref}$ , the ability to jointly predict heterogeneous quality metrics remains valuable. These multi-aspect predictions provide structured and interpretable cues that extend beyond a single scalar score and can serve as informative signals for downstream analysis and natural language-based quality reasoning, where explicit access to different perceptual dimensions is beneficial.

## D Ablation Study on Symmetric Pair Construction

Table 8: Effect of symmetric pair construction of F1C1M5- $\mathcal{D}_{ref}$  on preference accuracy ( $\text{acc}_{0.5}$  /  $\text{acc}_0$ ).

Setting	SpeechEval	SpeechJudge
w/ symm.	0.81 / 0.89	0.68 / 0.68
w/o symm.	0.79 / 0.85	0.63 / 0.63

## E Preference Pair Construction Threshold Analysis

Figure 4 illustrates preference accuracy as a function of the tie threshold  $\delta$ . Models that directly predict pairwise preferences, including **UrgentMOS**, **SpeechEval**, and **SpeechJudge**, exhibit constant performance across all thresholds, as they do not rely on score differences and are therefore insensitive to  $\delta$ .

In contrast, conventional MOS predictors are highly sensitive to the threshold choice, with the optimal  $\delta$  varying across models. Even when an oracle threshold is used to maximize their performance, a substantial gap remains compared to UrgentMOS, highlighting the benefit of explicitly modeling preferences rather than deriving them from absolute MOS scores.

## F Additional Evaluation Results

Additional evaluation results for preference-based, correlation-based metrics and feature extractors are

Table 9: Preference evaluation accuracy ( $\text{acc}_{0.5}$  /  $\text{acc}_0$ ) on additional test sets not included in the main paper. **CHiME-7.** refers to the CHiME-7-UDASE-Eval set.

Model	NISQA-P501	NISQA-FOR	CHiME-7.	URGENT25-SQA
DNSMOS	0.46 / 0.78	0.47 / 0.69	0.37 / 0.51	0.52 / 0.63
UTMOS	0.72 / 0.85	0.67 / 0.79	0.49 / 0.57	0.50 / 0.66
SCOREQ	<b>0.81</b> / 0.90	<u>0.79 / 0.88</u>	0.60 / 0.75	0.57 / 0.69
Distill-MOS	0.75 / 0.86	0.69 / 0.82	0.55 / 0.67	0.55 / 0.67
NISQA-MOS	0.74 / 0.87	0.74 / 0.85	0.51 / 0.59	0.52 / 0.65
SpeechEval	0.68 / <b>0.91</b>	0.53 / 0.77	0.46 / 0.74	0.50 / <b>0.78</b>
SpeechJudge	0.54 / 0.71	0.42 / 0.65	0.30 / 0.58	0.33 / 0.57
Random	0.33 / 0.50	0.33 / 0.50	0.34 / 0.51	0.33 / 0.50
<b>UrgentMOS</b>				
F1C1M1- $\mathcal{D}_{\text{ref}}$	0.78 / 0.90	0.76 / 0.86	0.56 / 0.69	0.57 / 0.69
F1C1M5- $\mathcal{D}_{\text{ref}}$	0.79 / 0.89	0.77 / 0.87	<u>0.64</u> / 0.76	0.59 / 0.70
F1C1M5- $\mathcal{D}_{\text{corpus}}$	0.79 / 0.90	<u>0.79 / 0.88</u>	<u>0.64</u> / 0.77	0.58 / 0.70
F1C1M5- $\mathcal{D}_{\text{any}}$	0.80 / 0.90	0.76 / 0.86	<b>0.66</b> / <u>0.78</u>	0.58 / 0.70
F4C1M5- $\mathcal{D}_{\text{ref}}$	<b>0.81 / 0.91</b>	<b>0.81 / 0.89</b>	0.60 / <b>0.80</b>	<b>0.59</b> / <u>0.74</u>
F1C1M15- $\mathcal{D}_{\text{ref}}$	0.76 / 0.88	0.75 / 0.86	0.60 / 0.76	0.58 / 0.69
F1C5M15- $\mathcal{D}_{\text{ref}}$	0.80 / 0.90	<u>0.79 / 0.88</u>	0.62 / 0.77	<b>0.59</b> / 0.70

provided in Tables 9, Table 10, and Table 11 respectively.

## G The Use of Large Language Models

We acknowledge the use of LLM for assisting with tasks such as grammar correction, enhancing expression diversity, formatting tables, and debugging code. However, we emphasize that all core ideas and experiments are original contributions.

Table 10: Additional correlation results (LCC / SRCC) on evaluation datasets not shown in the main paper. Best results are in **bold**, second-best are underlined. **CHiME-7**, refers to the CHiME-7-UDASE-Eval set.

Model	BC19	NISQA-LIVE	NISQA-P501	CHiME-7	URGENT25-SQA
DNSMOS	0.48 / 0.47	0.60 / 0.59	0.65 / 0.70	0.28 / 0.28	0.65 / 0.65
UTMOS	0.61 / 0.65	0.77 / 0.77	0.85 / 0.88	0.26 / 0.33	0.65 / 0.69
SCOREQ	0.69 / 0.66	0.76 / 0.74	<b>0.93 / 0.94</b>	0.75 / 0.75	0.74 / 0.74
Distill-MOS	<u>0.84 / 0.81</u>	0.86 / 0.84	0.90 / 0.90	0.72 / 0.71	0.71 / 0.70
NISQA-MOS	0.43 / 0.33	0.78 / 0.76	0.90 / 0.91	0.48 / 0.47	0.68 / 0.66
<b>UrgentMOS</b>					
F1C1M1- $\mathcal{D}_{ref}$	0.81 / 0.77	0.83 / 0.81	0.92 / 0.93	0.64 / 0.63	0.74 / 0.74
F1C1M5- $\mathcal{D}_{ref}$	<b>0.87 / 0.84</b>	0.83 / 0.82	0.93 / 0.93	0.76 / 0.75	<b>0.76 / 0.76</b>
F1C1M5- $\mathcal{D}_{corpus}$	0.80 / 0.77	0.82 / 0.79	<b>0.93 / 0.94</b>	0.76 / 0.75	0.74 / 0.74
F1C1M5- $\mathcal{D}_{any}$	0.81 / 0.76	0.83 / 0.80	0.92 / 0.94	<b>0.79 / 0.78</b>	0.74 / 0.73
F4C1M5- $\mathcal{D}_{ref}$	0.83 / 0.77	<b>0.87 / 0.87</b>	<b>0.93 / 0.94</b>	<u>0.77 / 0.76</u>	0.75 / 0.74
F1C1M15- $\mathcal{D}_{ref}$	0.74 / 0.69	<u>0.87 / 0.85</u>	0.90 / 0.92	0.68 / 0.67	0.75 / 0.74
F1C5M15- $\mathcal{D}_{ref}$	0.82 / 0.78	0.86 / 0.84	0.93 / 0.94	0.76 / 0.75	<u>0.76 / 0.75</u>

Table 11: Correlation results (LCC / SRCC) for F1C1M5- $\mathcal{D}_{ref}$  of UrgentMOS with different encoders on main and additional evaluation datasets.

Encoder	SOMOS	TMHINT-QI	URGENT24-SQA	BVCC	NISQA-FOR
WavLM	0.64 / 0.63	0.80 / 0.76	0.78 / 0.78	0.84 / 0.85	0.92 / 0.91
Kimi-Audio	0.68 / 0.67	0.81 / 0.77	0.77 / 0.78	0.85 / 0.85	0.93 / 0.93
Qwen3Omni	0.60 / 0.59	0.78 / 0.74	0.78 / 0.77	0.82 / 0.83	0.90 / 0.89
AF-Whisper	0.65 / 0.64	0.80 / 0.76	0.77 / 0.77	0.82 / 0.81	0.90 / 0.90
(continued)					
Encoder	BC19	NISQA-LIVETALK	NISQA-P501	CHiME-7	URGENT25-SQA
WavLM	0.81 / 0.77	0.83 / 0.81	0.93 / 0.93	0.76 / 0.75	0.74 / 0.74
Kimi-Audio	0.86 / 0.83	0.88 / 0.87	0.92 / 0.92	0.77 / 0.76	0.73 / 0.73
Qwen3Omni	0.62 / 0.46	0.85 / 0.84	0.92 / 0.92	0.78 / 0.78	0.77 / 0.76
AF-Whisper	0.72 / 0.59	0.84 / 0.82	0.89 / 0.91	0.78 / 0.78	0.72 / 0.72

Table 12: Correlation (LCC / SRCC) between predicted and ground-truth quality metrics from F1C5M15- $\mathcal{D}_{ref}$  on URGENT-SQA test sets (excluding MOS).

Metric	URGENT2024-SQA	URGENT2025-SQA
UTMOS	0.99 / 0.98	0.98 / 0.98
Distill-MOS	0.93 / 0.92	0.93 / 0.93
SCOREQ	0.95 / 0.96	0.95 / 0.95
NISQA-MOS	0.90 / 0.90	0.87 / 0.86
DNSMOS	0.91 / 0.87	0.89 / 0.88
LSD	0.45 / 0.35	0.48 / 0.47
SDR	0.81 / 0.88	0.70 / 0.77
PESQ	0.85 / 0.86	0.85 / 0.84
PESQc2	0.90 / 0.90	0.86 / 0.86
LPS	0.92 / 0.91	0.87 / 0.89
SpeechBERTScore	0.91 / 0.92	0.89 / 0.89
ESTOI	0.87 / 0.91	0.89 / 0.90
SpeakerSim	0.72 / 0.73	0.76 / 0.76
MCD	0.73 / 0.66	0.68 / 0.69

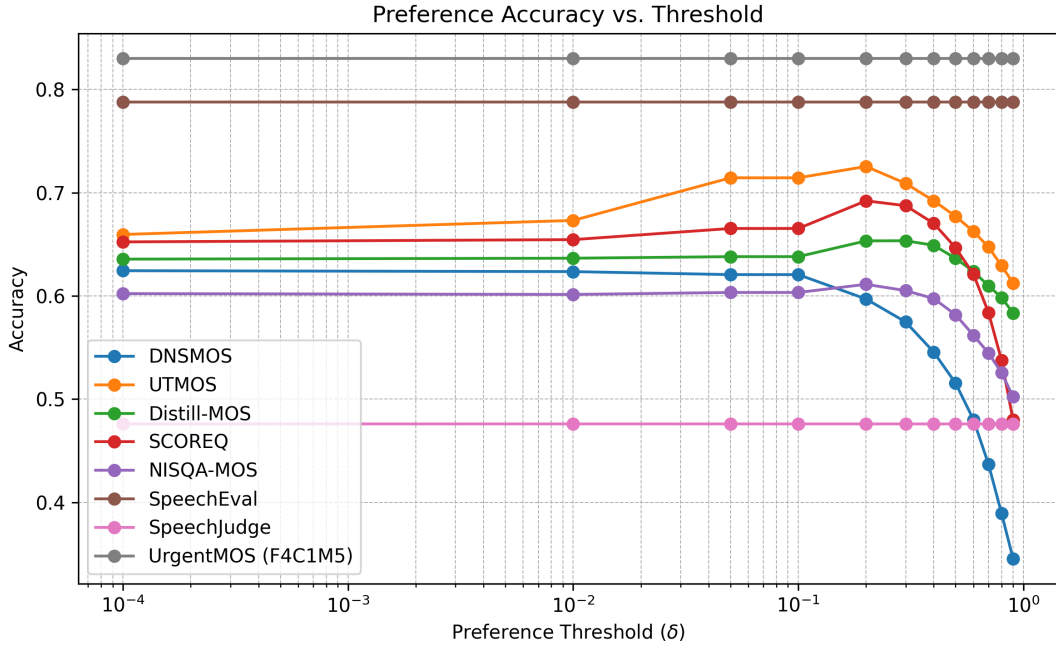


Figure 4: Preference accuracy on the SpeechEval test set versus tie threshold  $\delta$ . Direct preference models are threshold-invariant, while MOS predictors are highly sensitive.



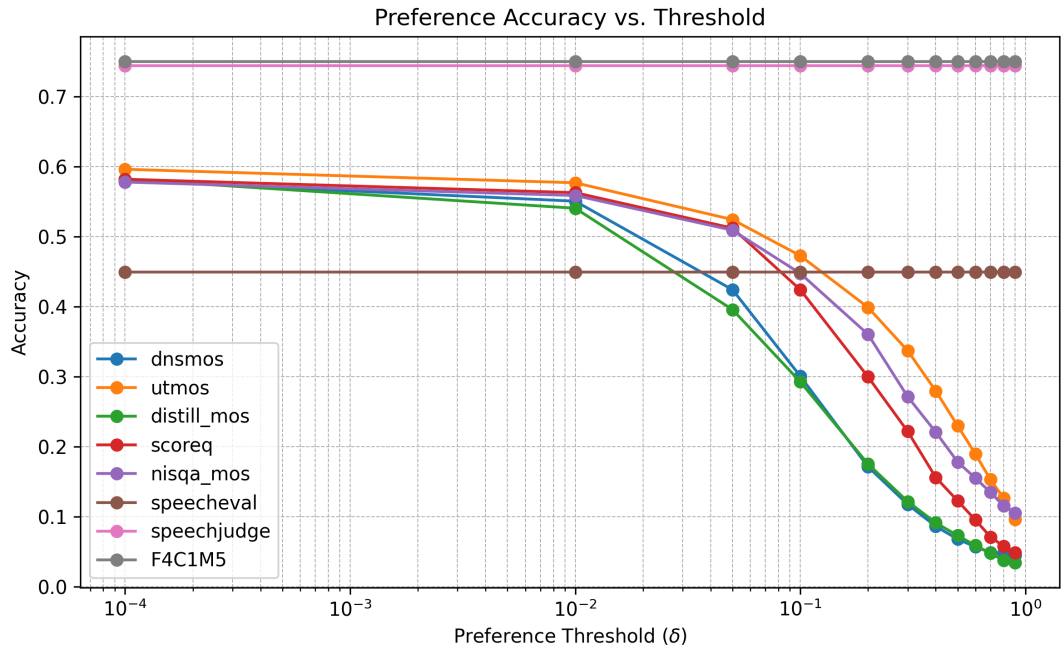


Figure 5: Preference accuracy on the SpeechJudge test set versus tie threshold  $\delta$ .