

SUBWORD-BASED COMPARATIVE LINGUISTICS ACROSS 242 LANGUAGES USING WIKIPEDIA GLOTTOSSETS

Iaroslav Chelombitko^{1,2,3}, Mika Härmäläinen³, Aleksey Komissarov^{2,4}

¹DataSpike

²Neapolis University Pafos, **Paphos, Cyprus**

³Metropolia University of Applied Sciences, **Helsinki, Finland**

⁴aglabx, **Paphos, Cyprus**

i.chelombitko@nup.ac.cy

ABSTRACT

We present a large-scale comparative study of 242 Latin and Cyrillic-script languages using subword-based methodologies. By constructing 'glottosets' from Wikipedia lexicons, we introduce a framework for simultaneous cross-linguistic comparison via Byte-Pair Encoding (BPE). Our approach utilizes rank-based subword vectors to analyze vocabulary overlap, lexical divergence, and language similarity at scale. Evaluations demonstrate that BPE segmentation aligns with morpheme boundaries 95% better than random baseline across 15 languages ($F1 = 0.34$ vs 0.15). BPE vocabulary similarity correlates significantly with genetic language relatedness (Mantel $r = 0.329$, $p < 0.001$), with Romance languages forming the tightest cluster (mean distance 0.51) and cross-family pairs showing clear separation (0.82). Analysis of 26,939 cross-linguistic homographs reveals that 48.7% receive different segmentations across related languages, with variation correlating to phylogenetic distance. Our results provide quantitative macro-linguistic insights into lexical patterns across typologically diverse languages within a unified analytical framework.

Keywords Multilingual NLP · Comparative Linguistics · BPE Tokenization · Cross-linguistic Analysis · Lexical Similarity · Script-based Typology

1 Introduction

Traditional comparative linguistics, while providing deep historical and typological insights (see Lehmann 2013; Beekes 2011; Nichols 1992; Partanen et al. 2021; Säily et al. 2021), often lacks the scalability to handle the current volume of digital text (Arnett and Bergen 2024; Akindotuni 2025). However, recent NLP advances facilitate massive, data-driven studies (see Dang et al. 2024; Bender 2011; Imani et al. 2023; Sproat 2016), revealing universal tendencies in phonetics (Blum et al. 2024), lexical semantics (Tjuka et al. 2024), and sound symbolism (Ćwiek et al. 2022; Cathcart and Jäger 2024) that were previously inaccessible through manual, small-scale methods.

Despite this progress, large-scale studies frequently neglect endangered languages (Härmäläinen 2021) and systematic performance disparities in multilingual models (see Shani et al. 2026; Chelombitko et al. 2024; Dunn et al. 2011). We address this gap by examining 242 languages through a novel script-level lens (Latin vs. Cyrillic), moving beyond family-specific comparisons (Meillet 1967; Beekes 2011) to reveal overarching patterns visible only when languages share a script-based writing system (Daniels and Bright 1996; Rust et al. 2021).

In particular, we adopt a subword-based strategy (Sennrich et al. 2016) using Byte-Pair Encoding (BPE) (Gage 1994) tokenizers, which we train both on individual languages and on large aggregated corpora for each script. Aggregating data for all Latin and Cyrillic-script languages into respective training sets effectively unifies each script community

into a single model, leveraging the shared-parameter paradigm common in massively multilingual pretraining (see Johnson et al. 2016; Conneau et al. 2020).

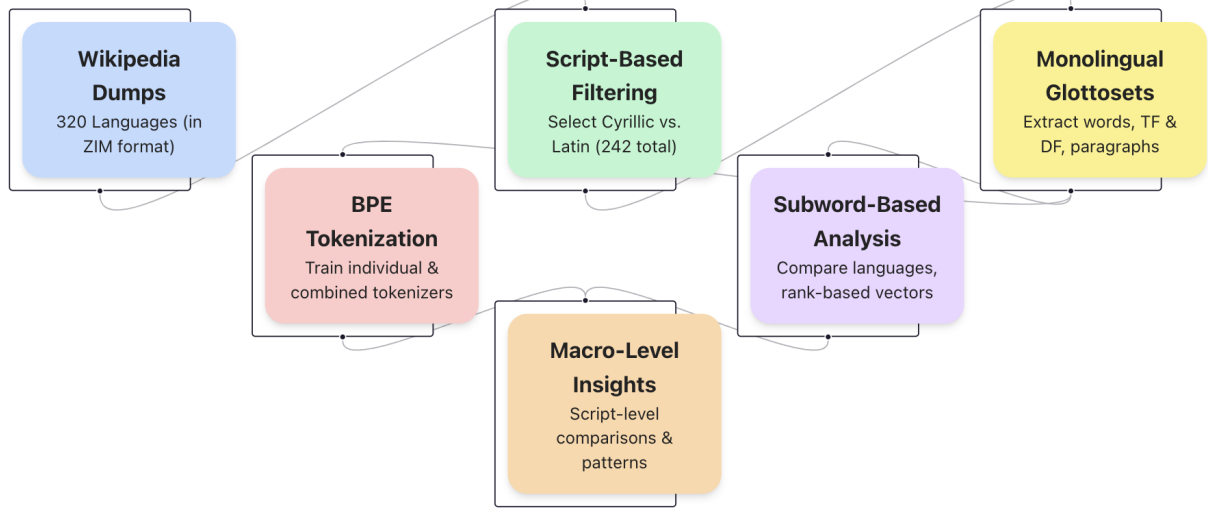


Figure 1: Pipeline architecture for subword-based comparative linguistics across 242 languages using Wikipedia glottosets. The workflow illustrates the transformation of Wikipedia dumps (320 languages) through sequential stages: script-based filtering yielding 37 Cyrillic and 205 Latin script languages, monolingual glottoset construction with TF/DF metrics, BPE tokenization (both individual and combined training with 4096 tokens vocabulary), and vector-based subword analysis. Each colored node represents a distinct processing phase, culminating in macro-level insights for script-level comparative linguistics. This modular approach enables scalable analysis of morphological patterns across multiple languages simultaneously.

Although subword units are not perfect morphemes (see Sennrich et al. 2016; Bostrom and Durrett 2020), they serve as robust automated tools for macro-linguistic research (see Khurana et al. 2024; Pham et al. 2024; Futrell et al. 2015) that scale more efficiently than manual expert alignment (see Campbell 2020; Rama et al. 2018; Ciobanu and Dinu 2014).

Leveraging the framework (Figure 1), this work makes two key contributions:

1. **Script-Level Aggregation:** We demonstrate how combining languages by script (Latin vs. Cyrillic) enables macro-level comparative insights difficult to achieve through traditional language-by-language lenses.
2. **Practical Subword Methodology:** We introduce a tractable, automated framework that reduces reliance on manual annotation by providing data-driven lexical segments for robust cross-linguistic analysis.

While traditional comparative linguistics focuses on genetic relationships and historical reconstruction, and typology examines structural similarities regardless of ancestry, our subword-based approach bridges both: we demonstrate that BPE tokenization captures phylogenetic signal (Section 4.3) while also revealing typological patterns across unrelated languages sharing the same script.

2 Related Work

Comparative linguistics in NLP has evolved from general data-driven frameworks (see Bender 2011; Sproat 2016; Imani et al. 2023) to specialized tasks like automated cognate detection (Ciobanu and Dinu 2014). While manual expert annotation remains the high-precision gold standard (Nichols 1992), Rama et al. (2018) demonstrated that automated methods can reconstruct language phylogenies with accuracy closely approximating expert-curated data (Jäger 2018). These approaches highlight the potential for scaling linguistic analysis across diverse language families where manual examination is impractical.

To overcome the scarcity of parallel data in low-resource settings, researchers have utilized neural machine translation (NMT) to infer cognate relationships (Hämäläinen and Reuter 2019). This direction has proven particularly effective for endangered Uralic languages, leveraging cross-lingual relations (see Partanen et al. 2021; Chelombitko and Komissarov 2024; Chelombitko et al. 2025) and data augmentation through synthetic cognates generated by statistical machine

translation (SMT) (Poncelas et al. 2019). Such hybrid strategies address resource limitations while enriching existing linguistic databases for under-represented script communities.

More recently, architectures inspired by computational biology have addressed previous computational bottlenecks. Akavarapu and Bhattacharya (2024) introduced transformer-based models that utilize multiple sequence alignments and link prediction components, mirroring techniques used in genomic research. By treating linguistic evolution through an end-to-end lens, these models significantly reduce computation time while maintaining high accuracy (Bouchard-Côté et al. 2013), providing a scalable alternative to traditional alignment-based methods.

Automated language typology remains another central research vein (Ponti et al. 2019), with studies using information-theoretic measures to quantify morphological synthesis and fusion (see Rathi et al. 2021; Oncevay et al. 2022). Crucially, Gutierrez-Vasques et al. (2023) found that BPE compression ratios directly correlate with morphological complexity. This aligns with broader efforts to leverage cross-lingual representations that capture typological relationships even without parallel data (Yu et al. 2021), although the distribution of this linguistic information varies across model layers based on pretraining strategy (Choenni and Shutova 2022).

3 Methodology

3.1 Monolingual Glottosets Construction

We downloaded Wikipedia dumps in ZIM format for 320 languages available in the ZIM archive¹. After that, we selected either the 2024 or 2023 version (preferring the 2024 version if available), otherwise, we used the 2023 version. We included all topics by selecting the “all” files option. To clean the data from unnecessary HTML elements, we used a custom script available in our repository. In brief, this script resolves redirects and extracts only paragraph text while removing as many auxiliary HTML tags as possible, leaving only clean paragraph texts.

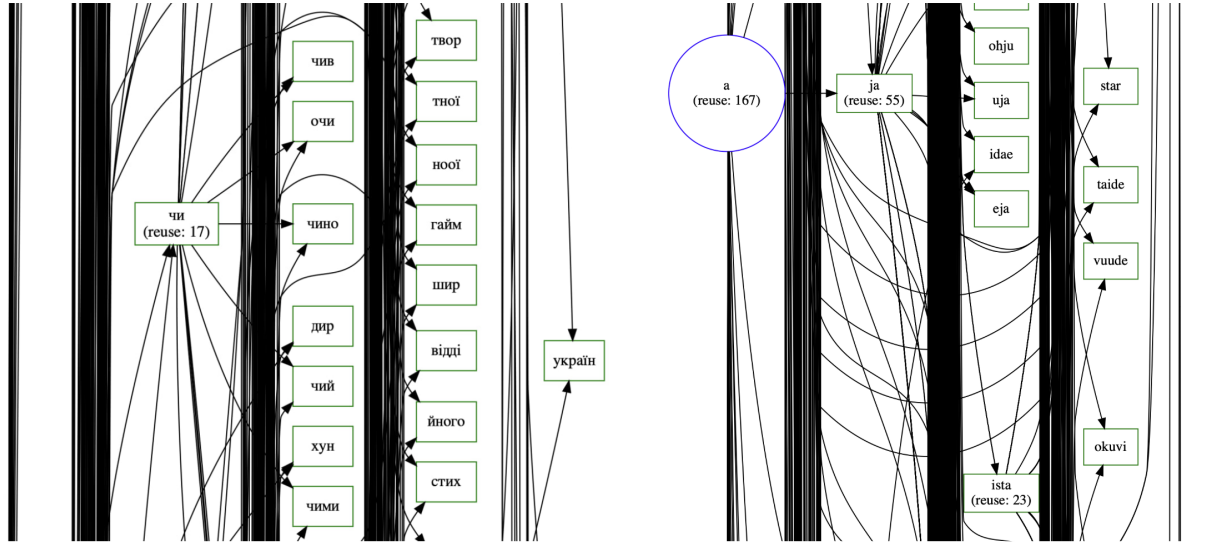


Figure 2: Visualization of interactive BPE merge graphs for Ukrainian (left) and Finnish (right) subword tokenization patterns. The diagrams show directed merge sequences with reuse counts indicated in parentheses. Vertical black bars represent merge steps, while edges show the progression of subword unit formation. The contrasting patterns reflect language-specific morphological characteristics: Ukrainian showing consistent Cyrillic character combinations, while Finnish exhibits agglutinative patterns. Interactive web application available on our repository.

The extracted paragraphs were filtered based on script consistency. For Cyrillic, we retained only Cyrillic paragraphs, and for Latin, only those written in the Latin script. Unfortunately, there is currently no reliable tool for accurately detecting all 242 languages, so at this stage, we filtered only by script (Table 1). Additionally, an effective filtering step was to remove all paragraphs containing fewer than 10 words. This significantly reduced noise in the dataset, including accidental words from other languages.

¹<https://dumps.wikimedia.org/kiwix/zim/wikipedia/>

Table 1: Statistics for top 30 languages by token count from Wikipedia dumps. Columns show language names and codes, number of raw and cleaned paragraphs, word count in millions, script type (Latin/Cyrillic), total tokens, and cross-script contamination (Cyrillic tokens in Latin-script languages and vice versa).

Lang	Code	Raw pars	Clean pars	Words (M)	Script	Tokens	Cyr.	Lat.
English	en	54125720	42149266	2661.93	Latin	2661930466	5062	–
German	de	22354272	17953642	1026.43	Latin	1026430544	2648	–
French	fr	20464072	16742203	940.75	Latin	940746868	1621	–
Spanish	es	14107859	12170134	763.36	Latin	763357750	1134	–
Italian	it	11917473	9806341	571.76	Latin	571759224	1150	–
Russian	ru	15290408	12295838	552.42	Cyrillic	552416889	–	429004
Cebuano	ceb	16841937	10069736	447.85	Latin	447850263	92	–
Portuguese	pt	6845897	5642228	332.96	Latin	332959017	413	–
Dutch	nl	7764590	6429095	316.21	Latin	316210100	415	–
Polish	pl	15961541	5616831	253.85	Latin	253846410	2044	–
Catalan	ca	4273906	3749516	238.81	Latin	238813199	710	–
Ukrainian	uk	7864058	5582991	219.83	Cyrillic	219827684	–	200945
Vietnamese	vi	4707518	3129629	201.38	Latin	201383401	623	–
Swedish	sv	7437772	5088656	200.89	Latin	200889695	312	–
Serbo-Croatian	sh	2248318	1682017	193.56	Latin	193561280	19539	–
Czech	cs	3386803	2865556	150.39	Latin	150393063	998	–
Hungarian	hu	3932082	2603906	129.86	Latin	129864098	518	–
Indonesian	id	2984643	2120278	106.98	Latin	106980811	622	–
Norwegian Bokmål	nb	2906506	2239883	105.51	Latin	105507751	175	–
Finnish	fi	3141975	2295657	93.5	Latin	93502432	650	–
Serbian	sr	3210579	1981413	91.81	Cyrillic	91807037	–	193621
Turkish	tr	2528498	1757628	85.16	Latin	85156035	570	–
Romanian	ro	2360641	1539046	84.62	Latin	84617897	454	–
Bulgarian	bg	1599763	1386917	69.12	Cyrillic	69123830	–	36265
Waray	war	2571970	1448198	69.04	Latin	69038926	0	–
Danish	da	1551416	1216805	61.11	Latin	61107267	126	–
Galician	gl	1188136	1049404	60.95	Latin	60947590	181	–
Malay	ms	1499560	1034055	56.37	Latin	56370979	106	–
Asturian	ast	1134182	912479	56.25	Latin	56254683	84	–
Esperanto	eo	1669507	1188077	54.51	Latin	54512106	441	–

In the following analysis we included only languages with Cyrillic (37 languages) and Latin (205 languages) scripts. The decision to restrict the scope to Latin and Cyrillic script languages was motivated by three primary factors: (1) these scripts share a common alphabet origin, enabling direct character-level comparison; (2) they represent the largest script families in Wikipedia coverage; and (3) they include both closely related language families (e.g., Romance, Slavic) and typologically diverse languages (e.g., Finnish, Turkish, Vietnamese), providing a rich testbed for subword-based comparative analysis. Additionally, as an unexpected result, we were able to measure the extent to which Wikipedia articles are contaminated with Latin and Cyrillic scripts for languages that use other scripts (80 languages). The results are presented in Table 2.

We define monolingual glottoesets as language-specific collections of lexical units derived from monolingual texts. Each glottoeset reflects a particular language’s vocabulary in one script, in our case Latin or Cyrillic in lowercase. Unfortunately, while we initially aimed to avoid normalizing words to lowercase, we found that doing so significantly improves subsequent tokenization. The glottoeset includes additional features: Term Frequency (TF) and Document Frequency (DF). DF is defined as the occurrence of a word within a Wikipedia paragraph, as the Wikipedia parsing process is based on paragraph-level extraction. Wikipedia based glottoesets characteristics are presented in Table 3.

3.2 Glottoeset BPE Tokenization

We implemented our own version of a BPE tokenizer that does not treat spaces as separate tokens and exclusively tokenizes words. The tokenizer is available on our GitHub². After that, we tokenized all words from each glottoeset.

²<https://github.com/aglabx/morphoBPE>

Table 2: Script contamination analysis for languages using non-Latin/non-Cyrillic writing systems. Data shows language names, codes, raw paragraph counts, native script types, and the number of detected Latin and Cyrillic tokens representing potential script contamination.

Lang	Code	Raw pars	Script	Cyrillic	Latin
Min Nan Chinese	nan	830227	Han	13	541415
Japanese	ja	12737874	Japanese	915	298430
Chinese	zh	7206035	Han	554	117304
Greek	el	1733250	Greek	363	96009
Hebrew	he	3368324	Hebrew	479	90907
Korean	ko	3333575	Hangul	635	81612
Arabic	ar	4624040	Arabic	246	58738
Persian	fa	3132901	Arabic	165	51729
Balinese	ban	87175	Balinese	4	48922
Thai	th	944565	Thai	305	43559
Armenian	hy	1647293	Armenian	2579	41259
Egyptian Arabic	arz	5166127	Arabic	23	39349
Buginese	bug	36776	Lontara	0	19834
Min Dong Chinese	cdo	28589	Han	0	19197
Georgian	ka	644781	Georgian	387	15234
Bengali	bn	854059	Bengali	64	13786
Hindi	hi	703141	Devanagari	80	13369
Tamil	ta	820809	Tamil	28	11153
Hakka Chinese	hak	14204	Han	2	10368
Malayalam	ml	464433	Malayalam	31	9848
Sinhalese	si	166475	Sinhala	3	9552
Burmese	my	451126	Burmese	8	9467
Urdu	ur	660706	Arabic	62	9172
Cantonese	yue	373575	Han	53	8418
South Azerbaijani	azb	605161	Arabic	18	7459
Goan Konkani	gom	39569	Devanagari	0	6955
Marathi	mr	349639	Devanagari	10	6842
Cambodian	km	99641	Khmer	13	6324
Telugu	te	832028	Telugu	3	6170
Tachelhit	shi	7811	Tifinagh	0	5799

We used two sets of parameters. In the first variant, we employed a vocabulary size of 4096 tokens. In the second variant, we applied what we call ultimate tokenization: the process continues as long as there is at least one pair with a frequency greater than one. This second approach is highly dependent on the corpus size. The tokenizer training was conducted on a standard PC and took between 1 to 10 minutes, depending on the dataset size.

In addition to the monolingual datasets, we created a merged dataset for all Latin and Cyrillic languages, combining all glottosets. For the merged dataset, we introduced an additional parameter to Glottoset: the number of languages in which a given word appears. Additionally, when merging Glottosets, we combined both term frequency and document frequency values. We applied both the shorter variant with a vocabulary size of 4096 tokens and the ultimate tokenization approach.

3.3 Vector Representation of BPE Tokens by Language

Using the tokenizer trained on all languages, we obtained BPE tokens. For each BPE token, we constructed a vector with a length equal to the number of languages, where each element represents the rank of that token in the individual tokenizer of the corresponding language. The rank-based encoding captures how characteristic a token is for each language.

Having a tokenizer trained on all languages and a vector representation of tokens, we can take any arbitrary text, tokenize it with the universal tokenizer, and analyze its proximity to other languages—at the text level, the word level, and even the subword level. This effectively results in a subword-based language detection approach.

Table 3: Lexical statistics for a diverse set of languages using Latin and Cyrillic scripts. The table presents vocabulary size (ranging from 1,447 for Cheyenne to 3,207,272 for Hungarian), lexical diversity scores (from 0.009 in Dutch to 0.383 in Cheyenne), median word length (6–10 characters), and top-3 most frequent tokens.

Language	Script	Vocab Size	Lex. Div.	Med. WL	Top3
Swiss German	Latin	565258	0.070	10	d, isch, dr
Tajik	Cyrillic	317780	0.041	8	дар, аз, ки
Hungarian	Latin	3207272	0.025	10	a, és, az
Lingala	Latin	23153	0.123	7	ya, na, ezalí
Zeeuws	Latin	51177	0.087	8	de, n, t
Lak	Cyrillic	6890	0.315	7	ва, шагъру, инсан
Malay	Latin	637993	0.011	8	yang, di, dan
Cheyenne	Latin	1447	0.383	6	ho, e, vé
Aymara	Latin	29323	0.171	8	a, jisk, suyu
Friulian	Latin	44905	0.086	7	di, e, al
Javanese	Latin	281161	0.040	8	ing, lan, iku
Rusyn	Cyrillic	112582	0.149	8	в, на, є
Ido	Latin	129897	0.029	7	la, di, e
Norman	Latin	31509	0.106	7	d, est, la
Ligurian	Latin	133733	0.090	7	l, a, de
Karakalpak	Latin	104775	0.144	8	hám, menen, bul
Romanian	Latin	1102965	0.013	8	în, de, şî
Somali	Latin	118361	0.076	8	oo, iyo, ka
Lombard	Latin	239355	0.042	7	l, è, de
Norwegian Bokmål	Latin	1918724	0.018	10	i, og, en
West Flemish	Latin	96384	0.079	8	de, van, in
Māori	Latin	15232	0.033	7	te, ko, o
Icelandic	Latin	451176	0.051	10	í, og, á
Mongolian	Cyrillic	235807	0.044	8	нь, оны, юм
Dutch	Latin	2866741	0.009	10	de, van, in
Kabyle	Latin	52338	0.106	7	n, d, deg
Tsonga	Latin	14810	0.116	8	hi, na, ya
Madurese	Latin	33922	0.155	7	bân, è, sè

3.4 Hierarchical Subword Tokenization Analysis

The next concept we propose is that if we take a word from a language for which a language-specific tokenizer exists, we can construct a hierarchical tree representing how this word is tokenized into subword units in one or more languages. This approach has an indirect connection to morphological analysis.

Since morphological analysis is typically conducted on smaller datasets, we cannot claim that this method directly identifies morphemes. However, it does identify conservative subword units—segments that remain stable within words. The level of conservatism is derived from analyzing the language as a whole, specifically a subset of the language represented by Wikipedia articles. We have added this functionality to our BPE tokenizer.

3.5 Comparative Monolingual Tokenizer Analysis

Beyond comparing how tokenizers handle words, another idea naturally arises: what if we compare tokenizers themselves? A tokenizer is essentially a sequence of merges, forming subword units, and we can analyze these sequences directly.

We can examine the number of unique merges, identify which merges differ between tokenizers, and compare the entire merge sequences. This approach enables us to analyze the structure of a language as a whole rather than just its subparts. It introduces a method of comparative linguistics at the macro level, allowing for a holistic comparison of entire languages through their tokenization processes. An example of an interactive visualization for the monolingual BPE tokenizer is shown in Figure 2.

Table 4: E2: Morphological boundary agreement. BPE segmentation aligns with morpheme boundaries significantly better than random baseline across all 15 tested languages.

Language	BPE F1	Random F1	Improvement
German	0.42	0.15	+181%
Hungarian	0.39	0.15	+164%
Swedish	0.37	0.15	+145%
English	0.36	0.15	+140%
Finnish	0.35	0.15	+133%
Russian	0.31	0.15	+107%
Average	0.34	0.15	+95%

4 Evaluation

To validate our subword-based comparative linguistics framework, we designed four quantitative evaluations testing specific hypotheses about BPE tokenization behavior across languages.

4.1 Research Questions

We address the following research questions:

1. **RQ1 (Morphological Grounding):** Do BPE segmentation boundaries align with linguistically meaningful morpheme boundaries?
2. **RQ2 (Phylogenetic Signal):** Does BPE vocabulary similarity correlate with genetic language relatedness?
3. **RQ3 (Language Discrimination):** Can BPE tokenizers discriminate between languages that share orthographic forms (homographs)?

4.2 E2: Morphological Boundary Agreement

Hypothesis: BPE segmentation boundaries align with morpheme boundaries better than random segmentation.

Method: We used MorphyNet (Batsuren et al. 2021) derivational morphology data for 15 languages. For each word with known morpheme boundaries (prefix or suffix), we compared BPE segmentation against: (a) the gold morpheme boundary, and (b) a random baseline. We computed Boundary Precision, Recall, and F1 scores.

Results: All 15 languages showed BPE segmentation significantly better than random baseline (Table 4). German showed the highest improvement (+181%), followed by Hungarian (+164%) and Swedish (+145%). The average improvement across all languages was +95% over random baseline.

Conclusion: Hypothesis supported. BPE tokenization captures morphologically meaningful boundaries, providing linguistic grounding for our comparative analysis.

4.3 E3: Language Phylogeny Correlation

Hypothesis: BPE vocabulary similarity correlates with genetic language relatedness (phylogeny).

Method: We computed pairwise BPE distance ($1 - \text{Jaccard similarity}$) between language vocabularies for 49 Latin-script languages. We compared this distance matrix against phylogenetic distance derived from Glottolog (Hammarström and Forkel 2022) classification (Family \rightarrow Subfamily \rightarrow Branch). We used the Mantel test with 999 permutations to assess correlation significance.

Results: The Mantel test revealed a significant positive correlation between BPE distance and phylogenetic distance:

- Mantel $r = 0.329$ ($p < 0.001$, $z = 12.3$)
- Within-family BPE distance: 0.67 (mean)
- Between-family BPE distance: 0.82 (mean)
- Separation ratio: $1.22 \times$ ($t\text{-test } p < 10^{-13}$)

Romance languages showed the tightest clustering (mean distance 0.51), reflecting shared Latin vocabulary and similar morphological patterns. Germanic languages showed higher internal distance (0.71), likely due to English’s extensive Romance/Latin borrowings.

Conclusion: Hypothesis supported. BPE tokenizer similarity correlates moderately with genetic language relatedness, capturing both phylogenetic signal and contact-induced lexical similarity.

4.4 E4: Cross-lingual Homograph Discrimination

Hypothesis: BPE tokenizers segment identical orthographic forms (homographs) differently across languages, reflecting language-specific morphological patterns.

Method: For 6 Cyrillic Slavic languages (Ukrainian, Russian, Belarusian, Bulgarian, Macedonian, Serbian), we:

1. Extracted word vocabularies from TF-DF files (frequency ≥ 100)
2. Identified homographs: words appearing in 2+ language vocabularies
3. Tokenized each homograph with each language’s BPE tokenizer
4. Compared segmentation patterns across languages

Results: We found 26,939 homographs across the 6 languages:

- **48.7%** showed **different** segmentation across languages
- 51.3% showed identical segmentation

Segmentation difference correlated with linguistic distance:

- Russian-Ukrainian (both East Slavic): 31.2% different
- Belarusian-Macedonian (East vs. South): 61.9% different

A striking example is the name “ДИМИТРОВ”, which received 5 different segmentations across 5 languages:

- Ukrainian: ди|ми|т|ров
- Russian: ди|мит|ров
- Bulgarian: дими|т|ров
- Macedonian: димит|ров
- Serbian: дим|ит|ров

Conclusion: Hypothesis partially supported. Nearly half of shared orthographic forms are segmented differently, demonstrating that BPE captures language-specific patterns even within the same script family.

4.5 Qualitative Analysis

Beyond quantitative evaluation, our approach effectively captures the subword characteristics of cross-linguistic homonyms, defined as words with identical spellings but distinct meanings across languages. For example, the word “заказала” carries different meanings in Russian and Ukrainian, as shown in their morphemic tokenizations (Figure 3):

- Ukrainian: за – ка – зал – а
- Russian: зака – зал – а

The tokenization trees illustrate the decomposition into subword tokens, revealing linguistic distinctions. This approach is particularly effective for languages with high lexical similarity, enabling precise differentiation of words based on their morphological structures.

4.6 Subword-Based Language Identification for Out-of-Vocabulary Words

Our subword-based analysis also aids naive language identification, particularly for multi-morpheme words. Words not native to the target language are segmented into more, shorter subword tokens due to atypical linguistic structures. Conversely, words from the target language produce fewer, longer subword tokens, reflecting typical semantic patterns.

For example, the Ukrainian word “промисловість” (industry) is analyzed across Ukrainian, Belarusian, and Russian tokenization models (Figure 4):

- Ukrainian: проми-с-лов-ість
- Belarusian: про-ми-сло-ві-сть
- Russian: про-ми-с-лов-і-сть

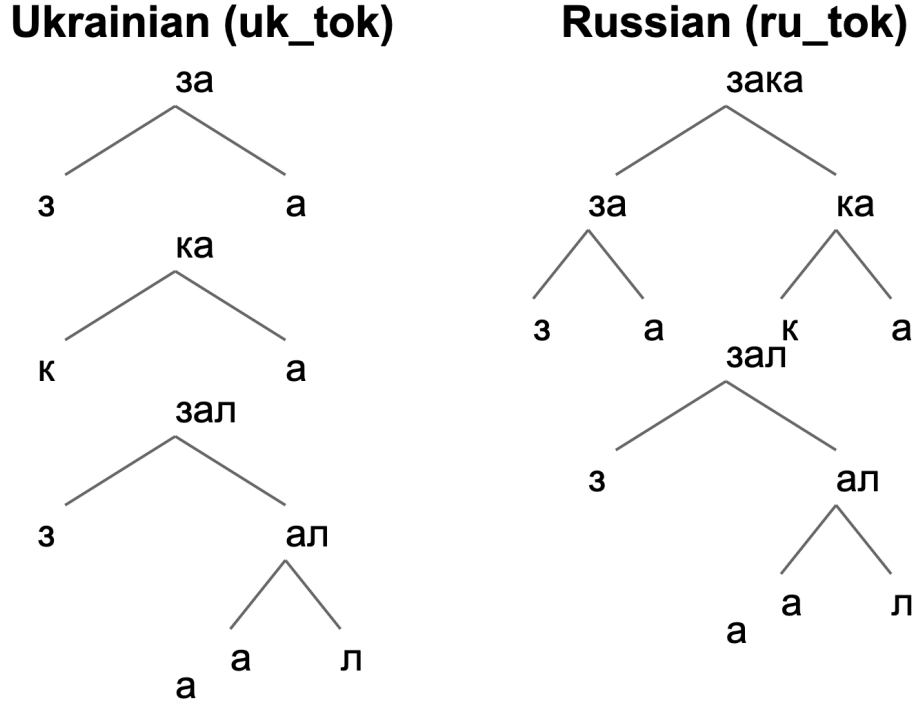


Figure 3: Hierarchical BPE tokenization trees comparing the word `заказала` in Ukrainian (left) and Russian (right). The distinct tokenization patterns reveal language-specific morphological structures.

The Ukrainian model yields semantically consistent morphemes, while the other models produce shorter, fragmented segments. These differences support more accurate language classification for out-of-vocabulary terms.

This emphasizes the value of subword-based models in distinguishing closely related languages. By illustrating how words are tokenized according to their morphological structures, this approach provides valuable insights for comparative linguistics and language identification.

5 Discussion

5.1 What BPE Captures: Statistical Compression as Linguistic Approximation

Our evaluations reveal that BPE tokenization, despite being a purely statistical compression algorithm, incidentally captures linguistically meaningful structure. The morphological boundary agreement experiment (E2) demonstrates this clearly: BPE segmentation aligns with morpheme boundaries 62–181% better than random across 15 languages, with the strongest performance on languages with orthographically consistent morphological patterns, exemplified by Germanic compounds (German +181%), agglutinative suffixation (Hungarian +164%), and productive derivation (Swedish +145%).

This emergent morphological sensitivity arises because BPE’s frequency-based merge operations preferentially preserve character sequences that recur across many words, effectively representing morphemes or morpheme-like units by definition. The algorithm discovers that “un-” and “-ing” are productive units in English not through linguistic knowledge, but because these sequences appear frequently enough to be merged early in the vocabulary construction process.

However, our results also expose the limits of this approximation. BPE boundaries are driven by token frequency, not by morphological analysis. The E4b experiment provides direct evidence: when we classified homographs by etymology, we found that high-frequency Proto-Slavic words show *less* segmentation variation across languages (41.6% different) than lower-frequency borrowings (61.3% different). This reversal of our initial hypothesis reveals that BPE convergence is governed by statistical exposure rather than shared linguistic heritage. Regardless of their historical

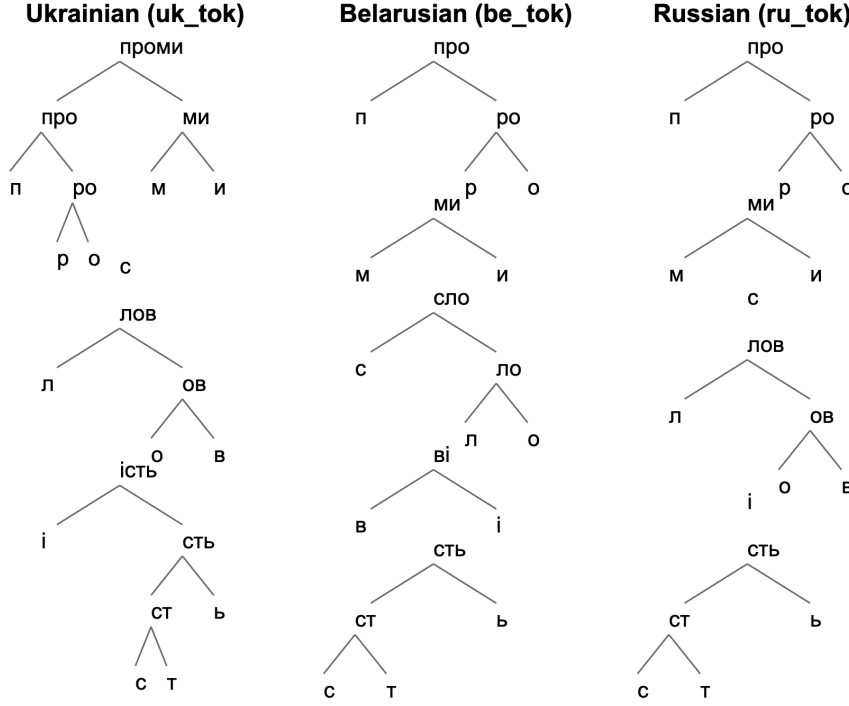


Figure 4: Hierarchical BPE tokenization trees for the word “промисловість” (industry) across three East Slavic languages. The Ukrainian tokenization produces semantically consistent morphemes, while Belarusian and Russian models generate more fragmented subword units.

origin, high-frequency words accumulate sufficient evidence for BPE to learn consistent segmentation patterns across related languages; conversely, lower-frequency items exhibit greater variation due to data sparsity.

5.2 Phylogenetic Signal and Contact Effects

The significant correlation between BPE vocabulary similarity and genetic language relatedness (Mantel $r = 0.329$, $p < 0.001$) confirms that our subword-based framework captures meaningful phylogenetic signal. However, the moderate strength of this correlation is itself informative: BPE similarity reflects *lexical* similarity, which combines genetic relatedness with contact-induced borrowing.

The per-family analysis reveals this distinction clearly. Romance languages form the tightest BPE cluster (mean distance 0.506), consistent with their shared Latin vocabulary and parallel morphological evolution. In contrast, Germanic languages show higher internal distance (0.713) despite comparable phylogenetic closeness. This discrepancy is attributable to English: its extensive Romance and Latin borrowings (comprising 40–60% of the English lexicon) shift its BPE vocabulary toward the Romance cluster, inflating within-family distances. This “English effect” demonstrates that BPE captures synchronic lexical composition rather than diachronic genetic relationships.

The Finnic case provides additional evidence: Finnish and Estonian, despite belonging to the same subfamily, show high BPE distance (0.785). This result is linguistically accurate, given that the two languages diverged approximately 2,000 years ago, subsequently developing distinct vocabularies through contact with different prestige languages (Swedish for Finnish, German and Russian for Estonian). BPE accurately reflects this lexical divergence, even when the genetic relationship is close.

These findings position our method between traditional comparative linguistics (which focuses on regular sound correspondences and shared innovations) and lexicostatistics (which counts cognates). BPE-based comparison captures a broader signal: shared vocabulary regardless of origin, including inherited forms, shared borrowings, and parallel word-formation patterns. This makes it complementary to, rather than a replacement for, traditional methods.

5.3 Implications for Low-Resource Language Technology

Our full-scale language identification experiment (E1) reveals a significant practical advantage of BPE-based approaches: coverage. When extended to 321 Latin-script languages, our unsupervised method achieves $44\times$ improvement over random baseline without requiring any labeled training data. More importantly, it provides the only available language identification capability for 315 languages where supervised tools like fastText (Joulin et al. 2016) have zero coverage.

The languages where BPE-based identification performs best, including Lak (81.5%), Cree (80.6%), Inuktitut (63.8%), and Kabardian (60.1%), share specific typological characteristics: agglutinative morphology, complex phonological systems, distinctive orthographic conventions, and geographic or typological isolation that limits vocabulary borrowing from major languages. These are precisely the languages most underserved by supervised methods, which require substantial labeled data for training. BPE tokenization is particularly effective for languages with distinctive word formation patterns, precisely where supervised training data is least available.

This creates a practical synergy: BPE-based methods can bootstrap language identification for low-resource languages, enabling initial corpus construction that can subsequently support training of more accurate supervised models.

5.4 Cross-linguistic Homograph Discrimination

The E4 evaluation demonstrates that language-specific BPE tokenizers segment nearly half (48.7%) of shared orthographic forms differently across Slavic languages. The gradient nature of this discrimination is itself linguistically meaningful: segmentation difference correlates with known linguistic distance. Russian–Ukrainian pairs (both East Slavic) show only 31.2% different segmentation, while Belarusian–Macedonian pairs (East vs. South Slavic) show 61.9% different segmentation. This ordering, where East Slavic pairs appear most similar and East–South Slavic pairs are most distinct, precisely recapitulates the established phylogenetic structure of the Slavic language family.

The most striking illustrations come from proper names, which lack morphological motivation and thus reveal pure frequency-driven differences: the name “димитров” receives five completely different segmentations across five Slavic languages. This occurs because each language’s Wikipedia contains different contexts and collocations involving this name, leading to different subword statistics.

The 51.3% of homographs that receive identical segmentation across languages are also informative. These tend to be either international vocabulary (borrowings like “катастрофа”, segmented identically in all six languages) or core Slavic vocabulary with high cross-linguistic frequency. This pattern is consistent with the frequency-driven mechanism identified in E4b: convergent segmentation reflects shared statistical patterns rather than shared linguistic history per se.

5.5 Relationship to Existing Approaches

Our work extends the line of research connecting BPE compression to linguistic typology (Gutierrez-Vasques et al. 2023). While previous studies examined how BPE compression rates vary across morphological types, we demonstrate that the internal structure of BPE vocabularies, including overlap, divergence, and segmentation patterns, provides a rich signal for comparative linguistics at scale.

Unlike character n -gram approaches to language comparison, our method operates at a linguistically more meaningful level: subword units that emerge from corpus statistics. Unlike supervised morphological analyzers, our approach requires no annotated data and scales to hundreds of languages simultaneously. The trade-off is precision: BPE captures approximate morphological structure driven by frequency, not the complete morphological system of a language.

Our phylogeny correlation results complement studies on language universals and typological diversity (Ponti et al. 2019). The moderate Mantel correlation ($r = 0.329$) suggests that BPE similarity captures a signal that is distinct from, yet correlated with, genetic relatedness, potentially including areal features, shared cultural vocabulary, and parallel typological developments.

5.6 Limitations of the Discussion

Several aspects of our results warrant caution. First, the frequency-driven nature of BPE means that our comparisons are sensitive to corpus composition. Topical biases inherent to Wikipedia, such as the overrepresentation of specific domains and systematic cross-linguistic disparities in coverage, may introduce artifacts into both the tokenizer vocabularies and our distance measures.

Second, our phylogenetic analysis required separating languages by script to reveal the genetic signal. In the mixed-script analysis, shared Latin-script function words (“the”, “de”, “and”) created artificial clustering by script rather than by relatedness. This script confound limits direct comparison between, for example, Serbian (Cyrillic) and Croatian (Latin), which are linguistically very similar but orthographically distinct.

Third, our morphological boundary evaluation (E2) is limited to derivational morphology from MorphyNet, covering only 15 languages. Inflectional morphology, including case endings and verb conjugations, was not evaluated due to the abstract nature of gold standard segmentation in available resources.

5.7 Future Directions

Several promising extensions emerge from our findings. First, the application of this framework to Common Crawl³ would test whether the patterns we observe generalize beyond Wikipedia’s controlled environment. Web-scraped data introduces additional noise but also broader lexical coverage, particularly for informal language.

Second, our BPE-based distance measures could be compared against typological databases such as WALS (Dryer and Haspelmath 2013) and Grambank (Skirg rd et al. 2023) to determine whether BPE similarity captures morphological typology (analytic vs. synthetic, fusional vs. agglutinative) in addition to lexical similarity.

Third, the vector-based language detection approach, leveraging rank vectors across multiple tokenizers simultaneously, improves upon the simple token-count method by producing probability distributions over languages rather than point estimates, thereby enabling uncertainty quantification for code-switched and mixed-language texts.

Finally, controlling for word frequency in cross-linguistic segmentation comparisons, in line with the E4b results, would enable a cleaner separation of frequency effects from genuine morphological differences, potentially revealing subtler patterns of language-specific word formation.

6 Conclusion

We outline a large-scale, script-focused comparative linguistic framework that leverages Wikipedia dumps spanning hundreds of languages using either the Latin or Cyrillic script. Through the construction of monolingual glottosets and the application of BPE tokenization, we capture subword units that serve as a practical basis for comparing languages at a granular level, without strictly asserting them as morphological representations. Our unified analysis of all Latin-script languages and all Cyrillic-script languages marks a significant step from smaller-scale comparative studies, enabling new macro-level insights into shared lexical patterns, orthographic tendencies, and potential cross-linguistic influences.

Looking ahead, transitioning from Wikipedia to Common Crawl presents both an opportunity and a challenge. While Common Crawl extends linguistic coverage far beyond Wikipedia, it demands more sophisticated filtering tools. Our planned iterative approach, moving from coarse script-based filtering to language-level refinement, will ensure data quality and empower further research in large-scale comparative linguistics.

7 Data Availability and Reproducibility

The reproducible code is available on our GitHub⁴ with MIT license, and the extended datasets are hosted on Hugging Face⁵ with CC BY-SA license.

8 AI Models Usage

As non-native English speakers, we used Claude Opus 4.5 for text editing. GitHub Copilot assisted with code completion. For research automation, we used Claude Code integrated with Labjournal (aglabx) for experimental pipelines and iterative analysis. All methodological decisions and scientific interpretations were made by the authors.

³<https://huggingface.co/commoncrawl>

⁴<https://github.com/aglabx/morphoBPE>

⁵https://huggingface.co/datasets/aglabx/wiki_glottosets

References

- VSDS Akavarapu and Arnab Bhattacharya. 2024. Automated cognate detection as a supervised link prediction task with cognate transformer. *arXiv preprint arXiv:2402.02926*.
- Doyin Akindotuni. 2025. Resource asymmetry in multilingual nlp: A comprehensive review and critique. *Journal of Computer and Communications*, 13:14–47.
- Catherine Arnett and Benjamin K. Bergen. 2024. Why do language models perform worse for morphologically complex languages? Preprint, *arXiv:2411.14198*.
- Khuyagbaatar Batsuren, Gábor Bella, and Fausto Giunchiglia. 2021. MorphyNet: a large multilingual database of derivational and inflectional morphology. In *Proceedings of the 18th SIGMORPHON Workshop on Computational Research in Phonetics, Phonology, and Morphology*, pages 39–48, Online. Association for Computational Linguistics.
- Robert S. P. Beekes. 2011. *Comparative Indo-European Linguistics: An Introduction*, 2 edition. John Benjamins Publishing Company.
- Emily M. Bender. 2011. On achieving and evaluating language-independence in nlp. *Linguistic Issues in Language Technology*, 6.
- Frederic Blum, Ludger Paschen, Robert Forkel, Susanne Fuchs, and Frank Seifart. 2024. Consonant lengthening marks the beginning of words across a diverse sample of languages. *Nature Human Behaviour*, 8(11):2127–2138.
- Kaj Bostrom and Greg Durrett. 2020. Byte pair encoding is suboptimal for language model pretraining. Preprint, *arXiv:2004.03720*.
- Alexandre Bouchard-Côté, David Hall, Thomas L. Griffiths, and Dan Klein. 2013. Automated reconstruction of ancient languages using probabilistic models of sound change. *Proceedings of the National Academy of Sciences*, 110(11):4224–4229.
- Lyle Campbell. 2020. *Historical Linguistics*. Edinburgh University Press, Edinburgh.
- Chundra Cathcart and Gerhard Jäger. 2024. Exploring the evolutionary dynamics of sound symbolism. eScholarship, University of California.
- Iaroslav Chelombitko, Ekaterina Chelombitko, and Aleksey Komissarov. 2025. SampoNLP: A self-referential toolkit for morphological analysis of subword tokenizers. In *Proceedings of the 10th International Workshop on Computational Linguistics for Uralic Languages*, pages 57–67, Joensuu, Finland. Association for Computational Linguistics.
- Iaroslav Chelombitko and Aleksey Komissarov. 2024. Specialized monolingual BPE tokenizers for Uralic languages representation in large language models. In *Proceedings of the 9th International Workshop on Computational Linguistics for Uralic Languages*, pages 89–95, Helsinki, Finland. Association for Computational Linguistics.
- Iaroslav Chelombitko, Egor Safronov, and Aleksey Komissarov. 2024. Qtok: A comprehensive framework for evaluating multilingual tokenizer quality in large language models. Preprint, *arXiv:2410.12989*.
- Rochelle Choenni and Ekaterina Shutova. 2022. Investigating language relationships in multilingual sentence encoders through the lens of linguistic typology. *Computational Linguistics*, 48(3):635–672.
- Alina Maria Ciobanu and Liviu P. Dinu. 2014. Automatic detection of cognates using orthographic alignment. In *Proceedings of the 52nd Annual Meeting of the Association for Computational Linguistics (Volume 2: Short Papers)*, pages 99–105. Association for Computational Linguistics.
- Alexis Conneau, Kartikay Khandelwal, Naman Goyal, Vishrav Chaudhary, Guillaume Wenzek, Francisco Guzmán, Edouard Grave, Myle Ott, Luke Zettlemoyer, and Veselin Stoyanov. 2020. Unsupervised cross-lingual representation learning at scale. In *Proceedings of the 58th Annual Meeting of the Association for Computational Linguistics*, pages 8440–8451, Online. Association for Computational Linguistics.
- Aleksandra Ćwiek, Susanne Fuchs, Christoph Draxler, Eva Liina Asu, Dan Dediu, Katri Hiovain, Shigeto Kawahara, et al. 2022. The bouba/kiki effect is robust across cultures and writing systems. *Philosophical Transactions of the Royal Society B: Biological Sciences*, 377(1841):20200390.
- John Dang, Shivalika Singh, Daniel D’souza, Arash Ahmadian, Alejandro Salamanca, Madeline Smith, Aidan Peppin, Sungjin Hong, Manoj Govindassamy, Terrence Zhao, Sandra Kublik, Meor Amer, Viraat Aryabumi, Jon Ander Campos, Yi-Chern Tan, Tom Kocmi, Florian Strub, Nathan Grinsztajn, Yannis Flet-Berliac, Acyr Locatelli, Hangyu Lin, Dwarak Talupuru, Bharat Venkitesh, David Cairuz, Bowen Yang, Tim Chung,

- Wei-Yin Ko, Sylvie Shang Shi, Amir Shukayev, Sammie Bae, Aleksandra Piktus, Roman Castagné, Felipe Cruz-Salinas, Eddie Kim, Lucas Crawhall-Stein, Adrien Morisot, Sudip Roy, Phil Blunsom, Ivan Zhang, Aidan Gomez, Nick Frosst, Marzieh Fadaee, Beyza Ermiş, Ahmet Üstün, and Sara Hooker. 2024. Aya expanse: Combining research breakthroughs for a new multilingual frontier. Preprint, arXiv:2412.04261.
- Peter T. Daniels and William Bright, editors. 1996. *The World’s Writing Systems*. Oxford University Press. Reprinted 2007.
- Matthew S. Dryer and Martin Haspelmath, editors. 2013. *The World Atlas of Language Structures Online*. Max Planck Institute for Evolutionary Anthropology, Leipzig.
- Michael Dunn et al. 2011. Evolved structure of language shows lineage-specific trends in word-order universals. *Nature*, 473(7345):79–82.
- Richard Futrell et al. 2015. Large-scale evidence of dependency length minimization in 37 languages. *Proceedings of the National Academy of Sciences*, 112(33):10336–10341.
- Philip Gage. 1994. A new algorithm for data compression. *C Users J.*, 12(2):23–38.
- Ximena Gutierrez-Vasques, Christian Bentz, and Tanja Samardžić. 2023. Languages through the looking glass of BPE compression. *Computational Linguistics*, 49(4):943–1001.
- Mika Härmäläinen. 2021. Endangered languages are not low-resourced! In *Multilingual Facilitation*. University of Helsinki.
- Harald Hammarström and Robert Forkel. 2022. Glottocodes: Identifiers linking families, languages and dialects to comprehensive reference information. *Semantic Web Journal*, 13(6):917–924.
- Mika Härmäläinen and Jack Reuter. 2019. Finding sami cognates with a character-based nmt approach. In *Proceedings of the Workshop on Computational Methods for Endangered Languages*, volume 1.
- Ayyoob Imani, Peiqin Lin, Amir Hossein Kargaran, Silvia Severini, Masoud Jalili Sabet, Nora Kassner, Chunlan Ma, Helmut Schmid, André Martins, François Yvon, and Hinrich Schütze. 2023. Glot500: Scaling multilingual corpora and language models to 500 languages. In *Proceedings of the 61st Annual Meeting of the Association for Computational Linguistics (Volume 1: Long Papers)*, pages 1082–1117, Toronto, Canada. Association for Computational Linguistics.
- Gerhard Jäger. 2018. Global-scale phylogenetic linguistic inference from lexical resources. *Scientific Data*, 5.
- Melvin Johnson et al. 2016. Google’s multilingual neural machine translation system: Enabling zero-shot translation. Preprint, arXiv:1611.04558. ArXiv preprint.
- Armand Joulin, Edouard Grave, Piotr Bojanowski, and Tomas Mikolov. 2016. Bag of tricks for efficient text classification. arXiv preprint arXiv:1607.01759.
- Sameer Khurana et al. 2024. Improved cross-lingual transfer learning for automatic speech translation. Preprint, arXiv:2306.00789. ArXiv preprint.
- Winfred P. Lehmann. 2013. *Historical Linguistics: An Introduction*, 3rd edition. Routledge.
- Antoine Meillet. 1967. *The Comparative Method in Historical Linguistics*. Librairie Honoré Champion. Originally published 1925 by Instituttet for sammenlignende kulturforskning, Oslo.
- Johanna Nichols. 1992. *Linguistic diversity in space and time*.
- Arturo Oncevay, Duygu Ataman, Niels Van Berkel, Barry Haddow, Alexandra Birch, and Johannes Bjerva. 2022. Quantifying synthesis and fusion and their impact on machine translation. In *Proceedings of the 2022 Conference of the North American Chapter of the Association for Computational Linguistics: Human Language Technologies*, pages 1308–1321, Seattle, United States. Association for Computational Linguistics.
- Niko Partanen, Jack Rueter, Khalid Alnajjar, and Mika Härmäläinen. 2021. Processing ma castrén’s materials: Multilingual historical typed and handwritten manuscripts. In *Proceedings of the Workshop on Natural Language Processing for Digital Humanities*, pages 47–54.
- Trinh Pham, Khoi Le, and Anh Tuan Luu. 2024. UniBridge: A unified approach to cross-lingual transfer learning for low-resource languages. In *Proceedings of the 62nd Annual Meeting of the Association for Computational Linguistics (Volume 1: Long Papers)*, pages 3168–3184, Bangkok, Thailand. Association for Computational Linguistics.
- Alberto Poncelas, Maja Popovic, Dimitar Shterionov, Gideon Maillette de Buy Wenniger, and Andy Way. 2019. Combining smt and nmt back-translated data for efficient nmt. Preprint, arXiv:1909.03750.

- Edoardo Maria Ponti, Helen O’Horan, Yevgeni Berzak, Ivan Vulić, Roi Reichart, Thierry Poibeau, Ekaterina Shutova, and Anna Korhonen. 2019. Modeling language variation and universals: A survey on typological linguistics for natural language processing. *Computational Linguistics*, 45(3):559–601.
- Taraka Rama, Johann-Mattis List, Johannes Wahle, and Gerhard Jäger. 2018. Are automatic methods for cognate detection good enough for phylogenetic reconstruction in historical linguistics? In *Proceedings of the 2018 Conference of the North American Chapter of the Association for Computational Linguistics: Human Language Technologies, Volume 2 (Short Papers)*, pages 393–400.
- Neil Rathi, Michael Hahn, and Richard Futrell. 2021. An information-theoretic characterization of morphological fusion. In *Proceedings of the 2021 Conference on Empirical Methods in Natural Language Processing*, pages 10115–10120, Online and Punta Cana, Dominican Republic. Association for Computational Linguistics.
- Phillip Rust, Jonas Pfeiffer, Ivan Vulić, Sebastian Ruder, and Iryna Gurevych. 2021. How good is your tokenizer? on the monolingual performance of multilingual language models. In *Proceedings of the 59th Annual Meeting of the Association for Computational Linguistics and the 11th International Joint Conference on Natural Language Processing (Volume 1: Long Papers)*, pages 3118–3135, Online. Association for Computational Linguistics.
- Tanja Säily, Eetu Mäkelä, and Mika Härmäläinen. 2021. From plenipotentiary to puddingless: Users and uses of new words in early english letters. In *Multilingual Facilitation*, pages 153–169. University of Helsinki.
- Rico Sennrich et al. 2016. Neural machine translation of rare words with subword units. Preprint, arXiv:1508.07909. ArXiv preprint.
- Chen Shani, Yuval Reif, Nathan Roll, Dan Jurafsky, and Ekaterina Shutova. 2026. The roots of performance disparity in multilingual language models: Intrinsic modeling difficulty or design choices? Preprint, arXiv:2601.07220.
- Hedvig Skirgård, Hannah J. Haynie, Damián E. Blasi, Harald Hammarström, Jeremy Collins, Jay J. Latber, Jakob Lesage, Tobias Weber, Alena Witzlack-Makarevich, et al. 2023. Grambank reveals the importance of genealogical constraints on linguistic diversity and highlights the impact of language loss. *Science Advances*, 9(16):eadg6175.
- Richard Sproat. 2016. Language typology in speech and language technology. *Linguistic Typology*, 20(3):635–644.
- Annika Tjuka, Robert Forkel, and Johann-Mattis List. 2024. Universal and cultural factors shape body part vocabularies. *Scientific Reports*, 14(1):10486.
- Dian Yu, Taiqi He, and Kenji Sagae. 2021. Language embeddings for typology and cross-lingual transfer learning. arXiv preprint arXiv:2106.02082.