

Asynchronous expressed-private q -voter model on networks: self-anticonformity and preference falsification

Barbara Kamińska

*Department of Computational Social Science, Faculty of Management
Wrocław University of Science and Technology, Poland*

Barbara Nowak

*Faculty of Pure and Applied Mathematics
Wrocław University of Science and Technology, Poland*

Arkadiusz Lipiecki

*Department of Computational Social Science, Faculty of Management
Wrocław University of Science and Technology, Poland*

Katarzyna Sznajd-Weron

*Department of Computational Social Science, Faculty of Management
Wrocław University of Science and Technology, Poland; Complexity Science Hub, Vienna, Austria.
(*katarzyna.weron@pwr.edu.pl)*

(Dated: January 28, 2026)

People may express preferences that differ from their privately held views, often under social pressure, and may fail to act on their stated intentions. Such inconsistencies are referred to as preference falsification and the intention-behavior gap, respectively. Both hamper collective decision-making and adaptation, complicating policy formulation and implementation. To simulate these phenomena, dual-layer opinion agent-based models are used, in which each agent holds both a private and an expressed (public) opinion. Within the q -voter framework, two expressed-private opinion (EPO) models have been introduced in which private and expressed opinions are updated synchronously; two variants differ only by the presence of self-anticonformity, a mechanism in which an agent may set its private opinion opposite to its current expressed opinion, breaking internal harmony and creating a state akin to cognitive dissonance. Here, we extend these models by introducing an asynchronous update: in each elementary step, an agent updates its private opinion with probability α or its expressed opinion with complementary probability; hence the name α -EPO models. Using Monte Carlo simulations on both artificial and real organizational social networks, along with mean-field and pair approximation analyses, we show that self-anticonformity makes collective outcomes robust to behavioral volatility tuned by α , enhances collective agreement, and suppresses hysteresis. In contrast, without self-anticonformity, α affects the nature of the transition between agreement and disagreement: higher values of α suppress hysteresis and enhance overall agreement.

Societies often struggle to translate pro-ecological intentions into consistent sustained environmentally-responsible action. Although people may genuinely wish to avoid fast fashion or sort their waste properly, their day-to-day behavior does not always follow these intentions. Such inconsistencies between hidden internal states (e.g., private opinions or habits) and their observable counterparts (e.g., expressed opinions or public actions) are typically categorized into one of two distinct phenomena – *preference falsification*, when public declarations differ from private beliefs; or the *intention-behavior gap*, when behavior fails to follow intentions. Both can generate collective inertia, also known as hysteresis, hampering the adoption of new norms. In this work, we show that a certain form of *anticonformity*, in which individuals publicly disagree not only with group norms but also with their own private views, can paradoxically promote agreement within a society and avoid delayed collective responses. To study these mech-

anisms, we extend the expressed-private opinion (EPO) q -voter model by allowing private and expressed opinions to evolve at different rates. By analyzing the model on complete graphs, synthetic networks, and empirical organizational networks, we demonstrate how preference falsification and self-anticonformity shape whether societies adapt smoothly to new norms or become locked into hysteretic, delayed responses.

I. INTRODUCTION

Examples of discrepancies between what people think and what they openly say, or between what they say and what they do, are common across all spheres of life. For instance, a large body of literature shows a persistent gap between consumers' stated concern for the environment, on the one hand, and their actual behaviors aimed at environmental sustainability, on the other hand, as reviewed in [1]. Moreover, it is well known that people do not always express their true preferences, a phenomenon known as preference falsification, because they may

fear social disapproval, sanctions, or negative consequences arising from openly stating views that deviate from perceived social norms [2]. A natural modeling approach to such situations is to distinguish between an agent's private and expressed states. This idea underlies the class of expressed-private opinion (EPO) models [3]; for a short and recent review, see [4].

Here, we focus on a specific aspect of these models: the effect of unequal update rates for private and expressed opinions. Some EPO-type models assume that private opinions do not change over time [5–8]. By contrast, others assume that behavior and attitudes may change with equal rates [3, 9–13]. Finally, there are models in which the update rates for expressed and private opinions differ. An interesting example is the model proposed by Piras *et al.* [14], which assumes that agents are generally more likely to change their behavior than their attitudes. When agents experience strong cognitive dissonance [15], however, whether they change behavior or opinion depends on how often they have altered their opinions in the past. Another example, much closer to what we propose in this paper, is the concealed voter model [16], in which agents change their expressed opinion by copying the opinion of a randomly selected neighbor (with probability c) or externalizing their internal opinion (with probability e), while the private opinion is updated by internalizing the expressed one (with probability i).

Asynchronous updating has not yet been studied in q -voter based EPO models. The two EPO variants introduced within this framework [4, 17] assume that private and expressed opinions are updated synchronously; in this setting, it has been shown that the stationary average private and expressed opinions (i.e., the collective-level aggregates) are independent of whether agents update their private opinion before their expressed opinion, or vice versa [4, 17]. It remains unclear, however, whether introducing rate asymmetry between private and expressed opinions alters the collective dynamics. We therefore extend these models by introducing an asynchronous update scheme in which, at each elementary step, only one layer is updated: private opinions are updated with probability α , and expressed opinions with the complementary probability $1 - \alpha$. We refer to these extensions as α -EPO models. We study both variants considered in [4, 17] and analyze the resulting dynamics on synthetic and empirical networks using mean-field and pair approximation, as well as Monte Carlo simulations.

Studying both variants in parallel is particularly interesting because, as recently suggested, the older version of the model can be interpreted as incorporating a form of self-anticonformity [17], whereas the newer version does not include this mechanism [4]. Furthermore, Jędrzejewski *et al.* [17] and Kamińska and Sznajd-Weron [4] considered their models only on a complete graph, corresponding to a fully connected society in which everyone knows everyone. For large social systems, this assumption is clearly unrealistic. Here, we move beyond the complete graph by studying α -EPO q -voter models on networks using Monte Carlo (MC) simulations and pair approximation (PA) analysis.

II. THE MODEL

We consider a system of N agents, indexed by $i = 1, \dots, N$, each described by two binary variables: $S_i(t) \in \{-1, +1\}$, the expressed opinion of agent i at time t (visible to other agents), and $\sigma_i(t) \in \{-1, +1\}$, the private opinion of agent i at time t (not visible to others). The binary variables represent a choice between two alternatives, such as *yes* or *no*; *for* or *against*; *adopting* or *not adopting*, etc. Agents occupy the nodes of an undirected, unweighted network, whose topology specifies the interaction patterns within the system. For each agent i , let $\mathcal{N}(i)$ denote the set of its neighbors and let $k_i = |\mathcal{N}(i)|$ be the degree of node i ; thus, agent i can interact only with agents in $\mathcal{N}(i)$. In conformity events, the influence group (the q -panel) is formed by selecting uniformly at random, without replacement, q neighbors of agent i , i.e., a subset $\mathcal{Q} \subset \mathcal{N}(i) \wedge |\mathcal{Q}| = q$. In all analytical calculations and algorithmic description of the model we assume that every node in the network has at least q neighbors.

Agents can update their opinions at both levels (expressed and private) due either to social influence from their neighbors or to the need to reduce internal dissonance, which arises when private and expressed opinions are in conflict. The updating rules for public and private opinions differ; however, at both levels we consider two mechanisms: independence and conformity. Independence at the expressed level means that an agent simply verbalizes its private opinion, i.e., its expressed opinion is set equal to the private one, thereby reducing the agent's internal dissonance. In contrast, independence at the private level corresponds to stochastic noise, as in many other versions of the nonlinear voter model [18–22]. Specifically, we use the formulation proposed in [23]: under independence, an agent flips its private opinion to the opposite one with probability $1/2$.

Conformity at both levels is driven by social pressure exerted by other agents. In our models, the source of this social influence is a group of q randomly selected neighbors, called the q -panel. At the expressed level, conformity comprises two scenarios, depending on the agent's initial state. If an agent is initially in harmony (i.e., its private and expressed opinions coincide), it is less susceptible to influence. Therefore, it adjusts its expressed opinion to match the group only if the q -panel is unanimous, that is, if all q selected neighbors share the same expressed opinion. This type of behavior is called compliance [24]. By contrast, an agent who is in dissonance and thus experiences internal tension is more willing to change. In this case, it is enough that at least one member of the q -panel publicly expresses an opinion consistent with the agent's private beliefs to encourage the agent to speak up, align its expressed opinion with its private one, and thereby relieve dissonance. This type of response to social influence is referred to as disinhibitory contagion [24], a phenomenon in which breaking the norm by even a single individual incites others to act according to their true intentions.

Conformity at the private level also requires a source of influence. Here, a key difference emerges between the models proposed by Jędrzejewski *et al.* [17] and Kamińska and Sznajd-Weron [4], and this distinction carries over to the two

variants considered in this paper. In the first case, following Jędrzejewski *et al.* [17], an agent conforms to a unanimous q -panel regardless of its expressed opinion. Consequently, the agent may change its private opinion to match the group while still expressing the opposite view. We refer to this as self-anticonformity, since the agent, at the expressed level, disagrees not only with the group but also with its own private opinion. In the second variant, following Kamińska and Sznajd-Weron [4], this scenario is prohibited. In other words, an agent conforms privately only if the q -panel is unanimous and its opinion matches the agent's expressed one. This also implies that conformity on the private level cannot lead to dissonance.

Algorithm 1 Elementary opinion update

```

1: Draw target agent  $i \sim U\{1, \dots, N\}$ 
2: Draw  $r_\alpha \sim U(0, 1)$ 
3: if  $r_\alpha < \alpha$  then                                ▷ Update private opinion  $\sigma_i$ 
4:   Draw  $r_p \sim U(0, 1)$ 
5:   if  $r_p < p$  then                                ▷ Independence
6:      $\sigma_i(t + \Delta t) \leftarrow (-1)^x$ , where  $x \sim \text{Bernoulli}(\frac{1}{2})$ 
7:   else                                             ▷ Conformity
8:     Draw random set  $\mathcal{Q} \subset \mathcal{N}(i)$  such that  $|\mathcal{Q}| = q$ 
9:     if model with self-anticonformity then
10:      if  $\forall j \in \mathcal{Q}, S_j(t) = -\sigma_i(t)$  then
11:         $\sigma_i(t + \Delta t) \leftarrow -\sigma_i(t)$ 
12:      else
13:         $\sigma_i(t + \Delta t) \leftarrow \sigma_i(t)$ 
14:      end if
15:    else if model without self-anticonformity then
16:      if  $\forall j \in \mathcal{Q}, S_j(t) = S_i(t)$  then
17:         $\sigma_i(t + \Delta t) \leftarrow S_i(t)$ 
18:      else
19:         $\sigma_i(t + \Delta t) \leftarrow \sigma_i(t)$ 
20:      end if
21:    end if
22:  end if
23: else                                             ▷ Update expressed opinion  $S_i$ 
24:   Draw  $r_p \sim U(0, 1)$ 
25:   if  $r_p < p$  then                                ▷ Independence
26:      $S_i(t + \Delta t) \leftarrow \sigma_i(t)$ 
27:   else                                             ▷ Conformity
28:     Draw random set  $\mathcal{Q} \subset \mathcal{N}(i)$  such that  $|\mathcal{Q}| = q$ 
29:     if  $S_i(t) \neq \sigma_i(t)$  then                    ▷ Disinhibitory contagion
30:       if  $\exists j \in \mathcal{Q}$  such that  $S_j(t) = \sigma_i(t)$  then
31:          $S_i(t + \Delta t) \leftarrow \sigma_i(t)$ 
32:       else
33:          $S_i(t + \Delta t) \leftarrow S_i(t)$ 
34:       end if
35:     else                                             ▷ Compliance
36:       if  $\forall j \in \mathcal{Q}, S_j(t) = -S_i(t)$  then
37:          $S_i(t + \Delta t) \leftarrow -S_i(t)$ 
38:       else
39:          $S_i(t + \Delta t) \leftarrow S_i(t)$ 
40:       end if
41:     end if
42:   end if
43: end if
44:  $t \leftarrow t + \Delta t$ 

```

In this paper, we introduce an extension that applies to

both variants of the model described above, allowing for a more flexible relationship between updates at the expressed and private levels. The proposed extension captures the fact that a change in private opinion is not necessarily followed by a change in behavior, and vice versa: behavior may change without altering beliefs [25]. Both Kamińska and Sznajd-Weron [4] and Jędrzejewski *et al.* [17] assumed that during a single update, both expressed and private opinions are updated. They considered two update schemes: “act then think” (AT), in which the expressed opinion is updated first and the private one second, and “think then act” (TA), in which the private opinion is updated first and the expressed one second. Here, we assume that with probability α an agent updates its private opinion, and with complementary probability $1 - \alpha$ it updates its expressed opinion. The algorithm for an elementary update of the α -EPO model, taking time Δt , is described by Algorithm 1 and illustrated in Figs. 1 and 2.

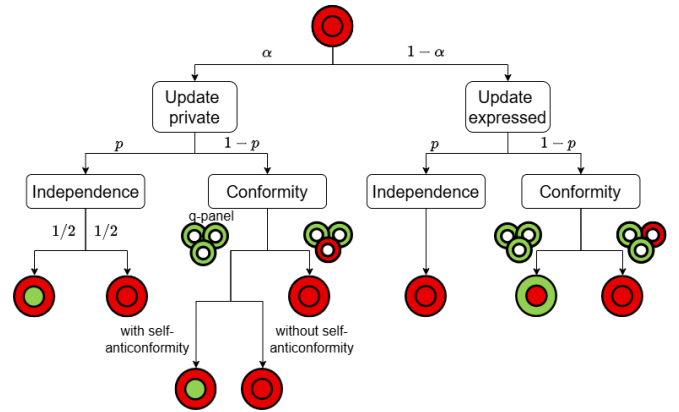


FIG. 1. Visualization of a single update in the models with and without self-anticonformity (see the description directly above the bottom row in the left panel), for the case in which the focal agent is in harmony before the update.

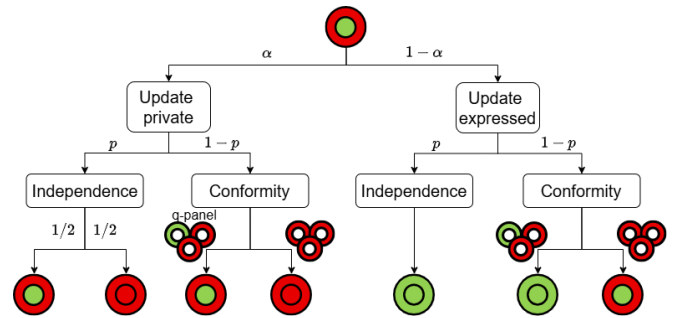


FIG. 2. Visualization of a single update in the models with and without self-anticonformity (see the description directly above the bottom row in the left panel), for the case in which the focal agent is in dissonance before the update.

Let us, following [4, 17], use \uparrow to denote the opinion $+1$ and \downarrow to denote the opinion -1 . To describe the state of a single agent at time t , we use the ordered pair $(S(t), \sigma(t))$, where the first element is the expressed opinion, followed by

the private one. Accordingly, the set of possible agent states is $X = (S, \sigma) \in \{\uparrow\uparrow, \uparrow\downarrow, \downarrow\uparrow, \downarrow\downarrow\}$. The macroscopic state of the system at time t can be described by the fractions of agents in each state, denoted by $c_X(t)$, defined as

$$c_X(t) = \frac{N_X(t)}{N}, \quad (1)$$

where $N_X(t)$ denotes the number of agents in state X at time t , and N is the total number of agents in the system. Since the total number of agents in the system is fixed, we have

$$c_{\uparrow\uparrow}(t) + c_{\uparrow\downarrow}(t) + c_{\downarrow\uparrow}(t) + c_{\downarrow\downarrow}(t) = 1. \quad (2)$$

To enable comparison with Jędrzejewski *et al.* [17] and Kamińska and Sznajd-Weron [4] instead of analyzing the concentrations of agents in all possible states separately, we consider the following quantities:

$$c_S(t) = c_{\uparrow\uparrow}(t) + c_{\uparrow\downarrow}(t), \quad (3)$$

being the fraction of agents with positive expressed opinion,

$$c_\sigma(t) = c_{\uparrow\uparrow}(t) + c_{\downarrow\uparrow}(t), \quad (4)$$

being the fraction of agents with positive private opinion, and

$$d(t) = c_{\uparrow\downarrow}(t) + c_{\downarrow\uparrow}(t), \quad (5)$$

being the fraction of agents in dissonance.

III. METHODS

A. Monte Carlo simulations

We use Monte Carlo simulations both to validate our analytical calculations for complete and random graphs, as well

as to extend the analysis to other topologies, including the empirical networks. To obtain smooth trajectories comparable with the mean-field and pair approximations (which effectively correspond to the thermodynamic limit), we simulate relatively large systems with $N = 10^4$ and $N = 10^5$ nodes. We also conduct MC simulations on empirical networks from organizations [26]. In the latter case, some nodes may have degree lower than q . In such cases we assume that the q -panel consists of all neighbors, i.e., for each agent i we take $q_i = \min(k_i, q)$.

In our MC simulations, one MC step (MCS) consists of N elementary updates performed according to the algorithm described in Section II and illustrated in Figs. 1 and 2. We assume that agents are initially in harmony, i.e., $\forall_i; S_i(0) = \sigma_i(0)$. We use two types of initial conditions: ordered, $c_S(0) = c_\sigma(0) = 1$, and random, where $c_S(0) = c_\sigma(0) = 1/2$. After initialization, we equilibrate the system for 3000 MCS, and then perform time averaging over the subsequent 2000 MCS. The simulation codes are publicly available at github.com/BarbaraKamińska/EPO-q-voter.

B. Mean field approximation

As stated above, one Monte Carlo step consists of N elementary updates, hence $N\Delta t = 1$, which implies $\Delta t = 1/N$. During a single elementary update, the fraction of agents in a given state can increase by $1/N$, decrease by $1/N$, or remain unchanged. We define the probabilities of these changes as

$$\gamma_X^+(t) = P(c_X(t+1/N) = c_X(t) + 1/N), \quad (6)$$

$$\gamma_X^-(t) = P(c_X(t+1/N) = c_X(t) - 1/N), \quad (7)$$

$$\gamma_X^0(t) = P(c_X(t+1/N) = c_X(t)). \quad (8)$$

This yields a system of four equations. Below, we write it in explicit form. To simplify notation, in what follows we omit the explicit time argument t whenever no confusion may arise; in particular, we write c_X instead of $c_X(t)$ (and analogously for γ_X^\pm , S_i , and σ_i). Time dependence will be stated explicitly only when needed.

$$\begin{aligned} \frac{dc_{\uparrow\uparrow}}{dt} = & c_{\uparrow\downarrow}\alpha \left[p/2 + (1-p)c_S^q \right] + c_{\downarrow\uparrow}(1-\alpha) \left[1 - (1-p)(1-c_S)^q \right] \\ & - c_{\uparrow\uparrow} \left\{ 1 - \alpha \left[1 - p/2 - (1-p)(1-c_S)^q \right] - (1-\alpha) \left[1 - (1-p)(1-c_S)^q \right] \right\}, \end{aligned} \quad (9)$$

$$\frac{dc_{\uparrow\downarrow}}{dt} = c_{\uparrow\uparrow}\alpha \left[p/2 + (1-p)(1-c_S)^q \right] + c_{\downarrow\downarrow}(1-\alpha)(1-p)c_S^q - c_{\uparrow\downarrow} \left\{ 1 - \alpha \left[1 - p/2 - (1-p)c_S^q \right] - (1-\alpha)(1-p)c_S^q \right\}, \quad (10)$$

$$\begin{aligned} \frac{dc_{\downarrow\uparrow}}{dt} = & c_{\uparrow\uparrow}(1-\alpha)(1-p)(1-c_S)^q + c_{\downarrow\downarrow}\alpha \left[p/2 + (1-p)c_S^q \right] \\ & - c_{\downarrow\uparrow} \left\{ 1 - \alpha \left[1 - p/2 - (1-p)(1-c_S)^q \right] - (1-\alpha)(1-p)(1-c_S)^q \right\}, \end{aligned} \quad (11)$$

$$\begin{aligned} \frac{dc_{\downarrow\downarrow}}{dt} = & c_{\uparrow\downarrow}(1-\alpha) \left[1 - (1-p)c_S^q \right] + c_{\downarrow\uparrow}\alpha \left[p/2 + (1-p)(1-c_S)^q \right] \\ & - c_{\downarrow\downarrow} \left\{ 1 - \alpha \left[1 - p/2 - (1-p)c_S^q \right] - (1-\alpha) \left[1 - (1-p)c_S^q \right] \right\}. \end{aligned} \quad (12)$$

In Eqs.(9)-(12), the terms enclosed in frames indicate

contributions that are absent in the variant without self-

anticonformity. Consequently, the equations for the model without self-anticonformity are obtained by simply dropping the framed terms. These contributions correspond to updates in which private-level conformity leads to dissonance.

The stationary state, that we are interested in, is defined by

$$\frac{dc_X}{dt} = 0 \quad (13)$$

for all X . Although the resulting system can be written in a fairly concise form, it must be solved numerically.

1. Model with self-anticonformity

Below we simplify the mean-field equations for the stationary states for the model with self-anticonformity.

$$c_{\uparrow\uparrow} = c_\sigma(1-\alpha)[1-(1-p)(1-c_S)^q] + c_{\uparrow\uparrow}\alpha[1-p/2-(1-p)(1-c_S)^q] + c_{\uparrow\downarrow}\alpha[p/2+(1-p)c_S^q], \quad (14)$$

$$c_{\uparrow\downarrow} = (1-c_\sigma)(1-\alpha)(1-p)c_S^q + c_{\uparrow\uparrow}\alpha[p/2+(1-p)(1-c_S)^q] + c_{\uparrow\downarrow}\alpha[1-p/2-(1-p)c_S^q], \quad (15)$$

$$c_{\downarrow\uparrow} = c_\sigma(1-\alpha)(1-p)(1-c_S)^q + c_{\downarrow\uparrow}\alpha[1-p/2-(1-p)(1-c_S)^q] + c_{\downarrow\downarrow}\alpha[p/2+(1-p)c_S^q], \quad (16)$$

$$c_{\downarrow\downarrow} = (1-c_\sigma)(1-\alpha)[1-(1-p)c_S^q] + c_{\downarrow\uparrow}\alpha[p/2+(1-p)(1-c_S)^q] + c_{\downarrow\downarrow}\alpha[1-p/2-(1-p)c_S^q]. \quad (17)$$

We can proceed analogously to Jędrzejewski *et al.* [17], that is we add (14) and (15), then (14) and (16). Then, using Eqs. (3) and (4) we finally obtain

$$c_S(1-\alpha) = c_\sigma(1-\alpha)[1-(1-p)[(1-c_S)^q + c_S^q]] + (1-\alpha)(1-p)c_S^q, \quad (18)$$

$$c_\sigma\alpha = c_\sigma\alpha[1-p/2-(1-p)(1-c_S)^q] + (1-c_\sigma)\alpha[p/2+(1-p)c_S^q]. \quad (19)$$

Hence for $\alpha \neq 0$ and $\alpha \neq 1$ we obtain exactly the same system of equations as Jędrzejewski *et al.* [17], namely

$$c_S = c_\sigma[1-(1-p)[(1-c_S)^q + c_S^q]] + (1-p)c_S^q, \quad (20)$$

$$c_\sigma = \frac{p/2+(1-p)c_S^q}{p+(1-p)[(1-c_S)^q + c_S^q]}. \quad (21)$$

This means that, for the model with self-anticonformity, the

parameter α does not affect the stationary values of the average private and expressed opinions as long as $\alpha \in (0, 1)$.

Let us notice that for $\alpha = 0$, Eq. (19) becomes an identity, and Eq. (18) is the same as (20). Recalling that for $\alpha = 0$, agents update only their expressed opinion, the aforementioned observations mean that the fraction of agents with a positive expressed opinion depends on the initial fraction of agents with a positive private opinion. This dependence can be derived by solving eq. (20) for c_S . Analogously, Eq. (18) becomes an identity equation for $\alpha = 1$. In this case, agents update only their private opinions, and we can solve Eq. (21) for c_σ by plugging in the independence probability p and the initial fraction of public opinion c_S .

2. Model without self-anticonformity

As stated above, for the model without self-anticonformity, the system is reduced analogously, we simply remove the framed terms, which yields:

$$c_{\uparrow\uparrow} = c_\sigma[1-(1-p)(1-c_S)^q](1-\alpha) + c_{\uparrow\uparrow}\alpha[1-p/2] + c_{\uparrow\downarrow}\alpha[p/2+(1-p)c_S^q], \quad (22)$$

$$c_{\uparrow\downarrow} = (1-c_\sigma)(1-\alpha)(1-p)c_S^q + c_{\uparrow\uparrow}\alpha p/2 + c_{\uparrow\downarrow}\alpha[1-p/2-(1-p)c_S^q], \quad (23)$$

$$c_{\downarrow\uparrow} = c_\sigma(1-\alpha)(1-p)(1-c_S)^q + c_{\downarrow\uparrow}\alpha[1-p/2-(1-p)(1-c_S)^q] + c_{\downarrow\downarrow}\alpha p/2, \quad (24)$$

$$c_{\downarrow\downarrow} = (1-c_\sigma)(1-\alpha)[1-(1-p)c_S^q] + c_{\downarrow\uparrow}\alpha[p/2+(1-p)(1-c_S)^q] + c_{\downarrow\downarrow}\alpha[1-p/2]. \quad (25)$$

By adding (22) and (23) we obtain

$$c_S(1-\alpha) = c_\sigma(1-\alpha)[1-(1-p)[(1-c_S)^q + c_S^q]] + (1-\alpha)(1-p)c_S^q. \quad (26)$$

It is worth noting that for $\alpha \neq 1$ this simplifies to Eq. (20). However, adding Eqs. (22) and (24) does not lead to such

a simple expression: the result cannot be written solely as a function of c_S , c_σ , and the model parameters q , p , and α .

Again, let us briefly consider the extreme cases of α equal to 0 and 1. For $\alpha = 0$, the result is the same as for the model with self-anticonformity, as in this scenario agents update only their expressed opinion, which evolves according

to the same algorithm in both variants of the model. When $\alpha = 1$, Eq. (26) becomes an identity, and consequently we cannot derive simple dependence of c_σ on c_S . For $\alpha = 1$, Eqs. (22)-(25) include distinct terms containing $c_{\uparrow\downarrow}$ and $c_{\downarrow\uparrow}$, which cannot be reduced to depend solely on c_S and c_σ .

C. Pair approximation

Pair approximation is an analytical approach that relaxes the assumption of a completely homogeneous agent system

by accounting for dynamical correlations between pairs of agents in different states. Within this framework, the evolution equations for the state concentrations in the model with self-anticonformity are given by the following system (for the model without self-anticonformity, the framed terms are omitted):

$$\begin{aligned}
\frac{dc_{\uparrow\uparrow}}{dt} &= (1-\alpha) \left[pc_{\downarrow\uparrow} + (1-p) \left\{ c_{\downarrow\uparrow} \left(1 - \left(\theta_{\downarrow\uparrow}^{\downarrow\uparrow} + \theta_{\downarrow\uparrow}^{\uparrow\downarrow} \right)^q \right) - c_{\uparrow\uparrow} \left(\theta_{\uparrow\uparrow}^{\downarrow\uparrow} + \theta_{\uparrow\uparrow}^{\uparrow\downarrow} \right)^q \right\} \right] \\
&\quad + \alpha \left[\frac{p}{2} (c_{\uparrow\downarrow} - c_{\uparrow\uparrow}) + (1-p) \left\{ c_{\uparrow\downarrow} \left(\theta_{\uparrow\downarrow}^{\uparrow\uparrow} + \theta_{\uparrow\downarrow}^{\uparrow\downarrow} \right)^q \boxed{-c_{\uparrow\uparrow} \left(\theta_{\uparrow\uparrow}^{\downarrow\uparrow} + \theta_{\uparrow\uparrow}^{\uparrow\downarrow} \right)^q} \right\} \right] \\
\frac{dc_{\uparrow\downarrow}}{dt} &= (1-\alpha) \left[-pc_{\uparrow\downarrow} + (1-p) \left\{ c_{\downarrow\downarrow} \left(\theta_{\downarrow\downarrow}^{\uparrow\uparrow} + \theta_{\downarrow\downarrow}^{\uparrow\downarrow} \right)^q - c_{\uparrow\downarrow} \left(1 - \left(\theta_{\uparrow\downarrow}^{\uparrow\uparrow} + \theta_{\uparrow\downarrow}^{\uparrow\downarrow} \right)^q \right) \right\} \right] \\
&\quad + \alpha \left[\frac{p}{2} (c_{\uparrow\uparrow} - c_{\uparrow\downarrow}) + (1-p) \left\{ \boxed{c_{\uparrow\uparrow} \left(\theta_{\uparrow\uparrow}^{\downarrow\uparrow} + \theta_{\uparrow\uparrow}^{\uparrow\downarrow} \right)^q} - c_{\uparrow\downarrow} \left(\theta_{\uparrow\downarrow}^{\uparrow\uparrow} + \theta_{\uparrow\downarrow}^{\uparrow\downarrow} \right)^q \right\} \right] \\
\frac{dc_{\downarrow\uparrow}}{dt} &= (1-\alpha) \left[-pc_{\downarrow\uparrow} + (1-p) \left\{ c_{\uparrow\uparrow} \left(\theta_{\uparrow\uparrow}^{\downarrow\uparrow} + \theta_{\uparrow\uparrow}^{\uparrow\downarrow} \right)^q - c_{\downarrow\uparrow} \left(1 - \left(\theta_{\downarrow\uparrow}^{\downarrow\uparrow} + \theta_{\downarrow\uparrow}^{\uparrow\downarrow} \right)^q \right) \right\} \right] \\
&\quad + \alpha \left[\frac{p}{2} (c_{\downarrow\downarrow} - c_{\downarrow\uparrow}) + (1-p) \left\{ \boxed{c_{\downarrow\downarrow} \left(\theta_{\downarrow\downarrow}^{\uparrow\uparrow} + \theta_{\downarrow\downarrow}^{\uparrow\downarrow} \right)^q} - c_{\downarrow\uparrow} \left(\theta_{\downarrow\uparrow}^{\downarrow\uparrow} + \theta_{\downarrow\uparrow}^{\uparrow\downarrow} \right)^q \right\} \right] \\
\frac{dc_{\downarrow\downarrow}}{dt} &= (1-\alpha) \left[pc_{\uparrow\downarrow} + (1-p) \left\{ c_{\uparrow\downarrow} \left(1 - \left(\theta_{\uparrow\downarrow}^{\uparrow\uparrow} + \theta_{\uparrow\downarrow}^{\uparrow\downarrow} \right)^q \right) - c_{\downarrow\downarrow} \left(\theta_{\downarrow\downarrow}^{\uparrow\uparrow} + \theta_{\downarrow\downarrow}^{\uparrow\downarrow} \right)^q \right\} \right] \\
&\quad + \alpha \left[\frac{p}{2} (c_{\downarrow\uparrow} - c_{\downarrow\downarrow}) + (1-p) \left\{ c_{\downarrow\uparrow} \left(\theta_{\downarrow\uparrow}^{\downarrow\uparrow} + \theta_{\downarrow\uparrow}^{\uparrow\downarrow} \right)^q \boxed{-c_{\downarrow\downarrow} \left(\theta_{\downarrow\downarrow}^{\uparrow\uparrow} + \theta_{\downarrow\downarrow}^{\uparrow\downarrow} \right)^q} \right\} \right]
\end{aligned} \tag{27}$$

and thus, according to definitions (3) and (4), the evolution of aggregate concentrations of positive public and positive private opinions can be expressed as:

$$\begin{aligned}
\frac{dc_S}{dt} &= (1-\alpha)(1-p) \left[\left\{ c_{\downarrow\uparrow} \left(1 - \left(\theta_{\downarrow\uparrow}^{\downarrow\uparrow} + \theta_{\downarrow\uparrow}^{\uparrow\downarrow} \right)^q \right) + c_{\downarrow\downarrow} \left(\theta_{\downarrow\downarrow}^{\uparrow\uparrow} + \theta_{\downarrow\downarrow}^{\uparrow\downarrow} \right)^q - c_{\uparrow\downarrow} \left(1 - \left(\theta_{\uparrow\downarrow}^{\uparrow\uparrow} + \theta_{\uparrow\downarrow}^{\uparrow\downarrow} \right)^q \right) - c_{\uparrow\uparrow} \left(\theta_{\uparrow\uparrow}^{\downarrow\uparrow} + \theta_{\uparrow\uparrow}^{\uparrow\downarrow} \right)^q \right\} \right] \\
&\quad + (1-\alpha)p(c_{\downarrow\uparrow} - c_{\uparrow\downarrow}), \\
\frac{dc_\sigma}{dt} &= \alpha(1-p) \left\{ \boxed{c_{\downarrow\downarrow} \left(\theta_{\downarrow\downarrow}^{\uparrow\uparrow} + \theta_{\downarrow\downarrow}^{\uparrow\downarrow} \right)^q} + c_{\uparrow\downarrow} \left(\theta_{\uparrow\downarrow}^{\uparrow\uparrow} + \theta_{\uparrow\downarrow}^{\uparrow\downarrow} \right)^q - c_{\downarrow\uparrow} \left(\theta_{\downarrow\uparrow}^{\downarrow\uparrow} + \theta_{\downarrow\uparrow}^{\uparrow\downarrow} \right)^q \boxed{-c_{\uparrow\uparrow} \left(\theta_{\uparrow\uparrow}^{\downarrow\uparrow} + \theta_{\uparrow\uparrow}^{\uparrow\downarrow} \right)^q} \right\} \\
&\quad + \alpha \frac{p}{2} (c_{\downarrow\downarrow} + c_{\uparrow\downarrow} - c_{\downarrow\uparrow} - c_{\uparrow\uparrow})
\end{aligned} \tag{28}$$

where θ_X^Y denotes the probability that a randomly selected neighbor of a target agent in state X is in state Y . In pair approximation, this probability is modeled via concentration of edges between all possible agent states:

$$\theta_X^Y = \frac{e_X^Y}{e_X^{\uparrow\uparrow} + e_X^{\uparrow\downarrow} + e_X^{\downarrow\uparrow} + e_X^{\downarrow\downarrow}}, \tag{29}$$

with $e_X^Y := E_X^Y/E$, where E_X^Y is the number of directed edges starting at an agent in state X and ending at an agent in state Y ; and E is the total number of edges in the system. Since

we consider undirected networks, $e_X^Y = e_Y^X$ holds for any X and Y , which requires us to track only 10 unique edge concentrations. Additionally, exploiting the fact that the sum of concentrations must equate to 1, a total of 9 independent edge concentrations have to be considered. The time evolution of edge concentrations are in general described by the following equation

$$\frac{de_X^Y}{dt} = \frac{1}{\langle k \rangle} \sum_{Z \neq W} c_Z \sum_{\kappa} P(\kappa | Z) f^{Z \rightarrow W}(\kappa) \Delta E_X^Y |^{Z \rightarrow W}(\kappa), \tag{30}$$

where $\langle k \rangle$ is the global average node degree, $\kappa = [k_{\uparrow\uparrow}, k_{\uparrow\downarrow}, k_{\downarrow\uparrow}, k_{\downarrow\downarrow}]$ is a vector of state populations in the direct neighborhood, denoting the number of neighbors in each state; $P(\kappa | Z)$ is the probability that an agent in state Z has neighborhood κ ; $f^{Z \rightarrow W}(\kappa)$ is the probability of an agent changing from state Z to W conditional on its neighborhood κ ; and $\Delta E_X^Y |^{Z \rightarrow W}(\kappa)$ is the elementary change in the number of edges from agents in state X to agents in Y , which occurs when an agent changes from Z to W . The latter is given as

$$\Delta E_X^Y |^{Z \rightarrow W}(\kappa) = k_Y(\delta_{W,X} - \delta_{Z,X}) + k_X(\delta_{W,Y} - \delta_{Z,Y}), \quad (31)$$

where $\delta_{i,j}$ is the Kronecker delta.

Let us explicitly list the flipping probabilities for all possible transitions between agent states. Most of these probabilities are identical in the models with and without self-anticonformity and will be presented later. The only differences occur for the transitions $\uparrow\uparrow \rightarrow \uparrow\downarrow$ and $\downarrow\downarrow \rightarrow \downarrow\uparrow$, so we start with these cases.

For the model with self-anticonformity:

$$\begin{aligned} f^{\uparrow\uparrow \rightarrow \uparrow\downarrow}(\kappa) &= \alpha(1-p) \binom{k_{\downarrow\uparrow} + k_{\downarrow\downarrow}}{q} \frac{1}{\binom{k}{q}} \mathbf{1}_{k_{\downarrow\uparrow} + k_{\downarrow\downarrow} \geq q} + \frac{1}{2}\alpha p \\ &= \alpha(1-p) \frac{(k_{\downarrow\uparrow} + k_{\downarrow\downarrow})!(k-q)!}{(k_{\downarrow\uparrow} + k_{\downarrow\downarrow} - q)!k!} \mathbf{1}_{k_{\downarrow\uparrow} + k_{\downarrow\downarrow} \geq q} \\ &\quad + \frac{1}{2}\alpha p, \end{aligned} \quad (32)$$

$$\begin{aligned} f^{\downarrow\downarrow \rightarrow \downarrow\uparrow}(\kappa) &= \alpha(1-p) \frac{(k_{\uparrow\uparrow} + k_{\uparrow\downarrow})!(k-q)!}{(k_{\uparrow\uparrow} + k_{\uparrow\downarrow} - q)!k!} \mathbf{1}_{k_{\uparrow\uparrow} + k_{\uparrow\downarrow} \geq q} \\ &\quad + \frac{1}{2}\alpha p, \end{aligned} \quad (33)$$

while without self-anticonformity we get:

$$f^{\uparrow\uparrow \rightarrow \uparrow\downarrow}(\kappa) = \frac{1}{2}\alpha p, \quad (34)$$

$$f^{\downarrow\downarrow \rightarrow \downarrow\uparrow}(\kappa) = \frac{1}{2}\alpha p. \quad (35)$$

The flipping probabilities of the remaining transitions are

the same for both models:

$$f^{\uparrow\uparrow \rightarrow \downarrow\uparrow}(\kappa) = (1-\alpha)(1-p) \frac{(k_{\downarrow\uparrow} + k_{\downarrow\downarrow})!(k-q)!}{(k_{\downarrow\uparrow} + k_{\downarrow\downarrow} - q)!k!} \mathbf{1}_{k_{\downarrow\uparrow} + k_{\downarrow\downarrow} \geq q}, \quad (36)$$

$$\begin{aligned} f^{\uparrow\downarrow \rightarrow \uparrow\uparrow}(\kappa) &= \alpha(1-p) \frac{(k_{\uparrow\uparrow} + k_{\uparrow\downarrow})!(k-q)!}{(k_{\uparrow\uparrow} + k_{\uparrow\downarrow} - q)!k!} \mathbf{1}_{k_{\uparrow\uparrow} + k_{\uparrow\downarrow} \geq q} \\ &\quad + \frac{1}{2}\alpha p, \end{aligned} \quad (37)$$

$$\begin{aligned} f^{\uparrow\downarrow \rightarrow \downarrow\downarrow}(\kappa) &= (1-\alpha) \\ &\quad \times \left[1 - (1-p) \frac{(k_{\uparrow\uparrow} + k_{\uparrow\downarrow})!(k-q)!}{(k_{\uparrow\uparrow} + k_{\uparrow\downarrow} - q)!k!} \mathbf{1}_{k_{\uparrow\uparrow} + k_{\uparrow\downarrow} \geq q} \right], \end{aligned} \quad (38)$$

$$\begin{aligned} f^{\downarrow\uparrow \rightarrow \downarrow\downarrow}(\kappa) &= \alpha(1-p) \frac{(k_{\downarrow\uparrow} + k_{\downarrow\downarrow})!(k-q)!}{(k_{\downarrow\uparrow} + k_{\downarrow\downarrow} - q)!k!} \mathbf{1}_{k_{\downarrow\uparrow} + k_{\downarrow\downarrow} \geq q} \\ &\quad + \frac{1}{2}\alpha p, \end{aligned} \quad (39)$$

$$\begin{aligned} f^{\downarrow\uparrow \rightarrow \uparrow\uparrow}(\kappa) &= (1-\alpha) \\ &\quad \times \left[1 - (1-p) \frac{(k_{\downarrow\uparrow} + k_{\downarrow\downarrow})!(k-q)!}{(k_{\downarrow\uparrow} + k_{\downarrow\downarrow} - q)!k!} \mathbf{1}_{k_{\downarrow\uparrow} + k_{\downarrow\downarrow} \geq q} \right], \end{aligned} \quad (40)$$

$$f^{\downarrow\downarrow \rightarrow \uparrow\downarrow}(\kappa) = (1-\alpha)(1-p) \frac{(k_{\uparrow\uparrow} + k_{\uparrow\downarrow})!(k-q)!}{(k_{\uparrow\uparrow} + k_{\uparrow\downarrow} - q)!k!} \mathbf{1}_{k_{\uparrow\uparrow} + k_{\uparrow\downarrow} \geq q}. \quad (41)$$

Finally, substituting Eqs. (31)-(41) into Eq. (30) allows us to obtain a system of differential equations that does not depend on the node degree distribution, but only on the average degree $\langle k \rangle_X$. The average node degree can be inferred from edge and state concentrations according to:

$$\langle k \rangle_X = \frac{\sum_Y e_X^Y}{c_X} \langle k \rangle. \quad (42)$$

As in other homogeneous pair-approximation treatments of q -voter models [27, 28], correlations between node degree and state do not emerge unless they are present in the initial condition. Hence, we can set $\langle k \rangle_X = \langle k \rangle$ for all X and extract the opinion concentration from Eq. (42) according to:

$$c_X = \sum_Y e_X^Y, \quad (43)$$

allowing us to fully describe the evolution of the system with 9 edge concentrations. Detailed formulas for the differential equations describing the time evolution of the concentrations of all edges are included in the source codes, publicly available at github.com/BarbaraKaminska/EPO-q-voter.

IV. RESULTS

A. Mean-field results

We begin by discussing the results for a complete graph, where all agents are mutually connected and can interact with

each other. All-to-all interactions are consistent with the homogeneity assumed in the mean-field approximation, so in this setting the analytical predictions are expected to coincide with Monte Carlo simulations. We focus on the stationary values of three macroscopic quantities: the fraction of agents with positive expressed opinion, c_S , the fraction of agents with positive private opinion, c_σ , and the fraction of agents in dissonance, d (see Eqs. (3)–(5)). We analyze these quantities as functions of the independence probability p for the two versions of the α -EPO model: with and without self-anticonformity.

As shown in Fig. 3, both models exhibit a phase transition between an ordered phase (agreement), in which the majority of agents share the same opinion ($c_S \neq 0.5$, $c_\sigma \neq 0.5$), and a disordered phase (disagreement), in which opinions are evenly split ($c_S = 0.5$, $c_\sigma = 0.5$). The location of the critical point p^* and the type of the transition differ between the two α -EPO variants. Nevertheless, within each variant, $c_S(p)$ and $c_\sigma(p)$ undergo the transition at the same critical point, and the transition is of the same type for both quantities. In the ordered phase ($p < p^*$), the majority opinion is more pronounced at the expressed level than at the private level. This result is consistent with pluralistic ignorance, i.e., a mismatch in which privately held views are more diverse than publicly expressed ones because individuals misperceive the prevailing norm and adjust their public behavior accordingly [29].

The role of α differs qualitatively between the two variants of the α -EPO model. In the version with self-anticonformity, the stationary phase diagrams $c_S(p)$ and $c_\sigma(p)$ are independent of α and therefore coincide with those reported in Jędrzejewski *et al.* [17] (top row in Fig. 3). This is consistent with Eqs. (20)–(21), which, for $0 < \alpha < 1$, do not contain α . In this variant, α affects only the stationary dissonance d , which increases with α . This agrees with Jędrzejewski *et al.* [17], where dissonance was also the only quantity that distinguished the two update schemes: act then think (AT), in which the expressed opinion was updated first and the private opinion second, and think then act (TA), in which the private opinion was updated first and the expressed opinion second.

This robustness with respect to α is lost in the model without self-anticonformity (bottom row in Fig. 3). In this variant, the stationary curves $c_S(p)$, $c_\sigma(p)$, and $d(p)$ vary with α . An intuitive explanation follows from the fact that private conformity is conditional on the expressed state in this model: even if the q -panel is unanimous, a private update is allowed only when the unanimous opinion of the panel coincides with the target’s expressed opinion S_i . Hence, the expressed layer effectively acts as a filter that can block private conformity events. As a consequence, changing α affects not only the relative frequency of updates at the private and expressed levels, but also the effectiveness of private conformity. Varying α can modify not only the location of the critical point p^* but also the type of phase transition. For $q \leq 2$ the transition remains continuous, and for $q \geq 4$ it remains discontinuous, as in Kamińska and Sznajd-Weron [4]. However, for $q = 3$ we observe a qualitative change: there exists a critical value $0.8 \leq \alpha^* \leq 0.9$ above which the discontinuous transition becomes continuous.

B. Pair approximation results

We now extend the analysis beyond complete graphs and account for network topology using the pair approximation. Within this approach we solve both α -EPO variants, with and without strategic self-anticonformity, and compare the resulting phase behavior with the mean-field predictions. Overall, the pair approximation confirms the qualitative picture obtained in the mean-field analysis. In particular, the average degree k only weakly affects the location of the transition: it slightly shifts the critical point p^* for continuous transitions, and in the discontinuous case it shifts the boundaries of the hysteresis region.

For discontinuous transitions, the hysteresis region is delimited by two spinodals, p_{low} and p_{up} , which mark the limits of stability of the ordered and disordered solutions, respectively. Figure 4 shows how p_{low}^* and p_{up}^* depend on α for different influence-group sizes q and average degrees k .

C. Results on empirical networks

To test the robustness of our findings beyond idealized random or fully connected graphs, we performed Monte Carlo simulations on empirical social networks. Interestingly, as we show below, the pair approximation describes the simulation results surprisingly well.

We use the organizational networks collected by Fire *et al.* [26]. Although we conducted simulations on all networks reported in [26], here we present results only for two of them: the small network S2, consisting of $N = 320$ nodes with average degree $k = 14.81$ and average clustering coefficient $C = 0.49$, and the medium network M2 with $N = 3862$ nodes, $k = 45.22$, and $C = 0.31$. Average node degrees of the two selected networks are the closest to Dunbar’s number describing sizes of social circles (5, 15, 50 and 150 people who are increasingly distant). Furthermore, structure of these networks lacks hubs (nodes of high degree, whose nodes are sparsely connected with each other), that violate pair approximation assumptions.

Since the fractions of agents with positive expressed and private opinions, c_S and c_σ , behave qualitatively similarly, in Fig. 5 we present only the stationary values of $c_S(p)$. We compare Monte Carlo results obtained on empirical networks with simulations on synthetic Watts–Strogatz networks constructed to match the corresponding empirical network in the number of nodes, average degree, and clustering coefficient, as well as with analytical predictions from the pair approximation.

Results for the small networks (panels a and d in Fig. 5) are noisy due to finite-size fluctuations. Despite this, we surprisingly find that for the S2 network the simulations on the empirical graph agree better with the analytical predictions than those on its Watts–Strogatz counterpart.

For the M2 network (panels b and e in Fig. 5), the results are, first, much smoother. Second, they agree better with the analytical calculations, since this network has a lower clustering coefficient and thus weaker short-range correlations between neighboring nodes.

Finally, in the last column of Fig. 5 we compare the pair-approximation results with simulations on random graphs of

size $N = 10^4$ and average degree $k = 15, 50, 150$. This network class best matches the pair-approximation assumption of weak correlations between neighbors.

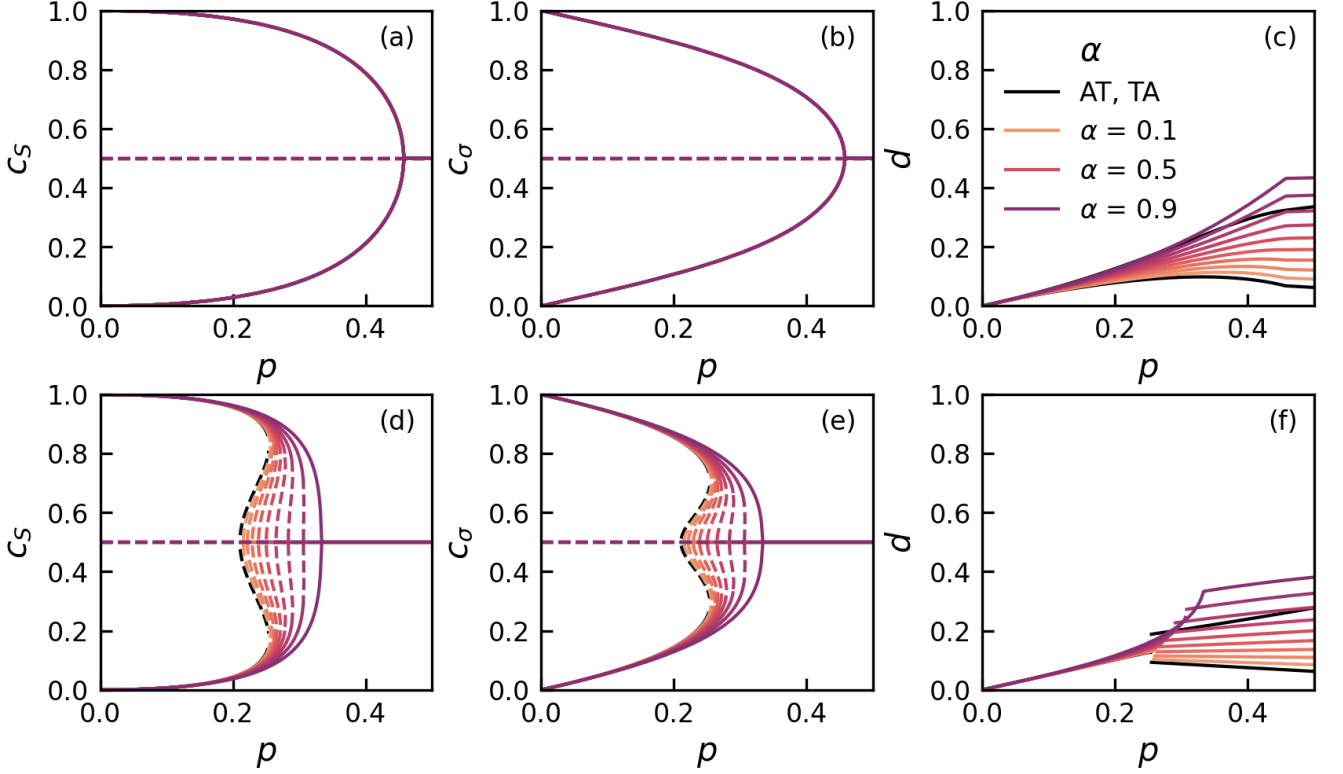


FIG. 3. Stationary concentrations of positive opinions at public level c_S (left column), private level c_σ (middle column) and dissonance d (right column) as a function of the probability of independence p obtained from mean field approximation with influence group of size $q = 3$. Rows correspond to different variants of the model: with (upper row) and without (bottom row) self-anticonformity. Results for $\alpha \in \{0.1, 0.2, \dots, 0.9\}$ are shown, and the line color becomes more intense with increasing α , i.e., the darker the line, the larger α . In the upper row, the results for all values of α collapse onto the same curves for c_S and c_σ ; therefore, only a single line is visible.

V. CONCLUSIONS

In this paper, we introduced and compared two versions of the α -EPO model, extending the two q -voter EPO variants proposed in [4, 17]. These two variants differ in that one includes self-anticonformity whereas the other does not. A parallel analysis of the corresponding α -EPO versions allows us to investigate the role of self-anticonformity, which has recently attracted significant attention [30, 31]. Our modification of the original models is motivated by the fact that people's private and expressed opinions, beliefs or attitudes do not necessarily change simultaneously or at the same rate. Depending on the context, these states may represent, for example, private versus expressed opinions or intentions versus behavior. In the α -EPO models, agents update their private opinion with probability α and their expressed opinion with complementary probability $1 - \alpha$.

Both α -EPO variants (with and without anticonformity) display a transition between an ordered (agreement) phase and a disordered (disagreement) phase. Although the position of the critical point p^* and the character of the transition depend on the variant, within each model the expressed and private order parameters, $c_S(p)$ and $c_\sigma(p)$, undergo the transition at the same p^* and with the same transition type. Importantly, in the ordered phase ($p < p^*$) agreement is systematically stronger at the expressed than at the private level, indicating pluralistic ignorance: public consensus can overstate the true degree of private agreement because agents misperceive the prevailing norm and adjust their expressed opinions accordingly.

In the variant with self-anticonformity, we find that the model is robust with respect to α as long as $0 < \alpha < 1$. Specifically, the stationary fractions of agents with positive expressed and private opinions, $c_S(p)$ and $c_\sigma(p)$, are identical for all α . The only quantity that increases with α is the frac-

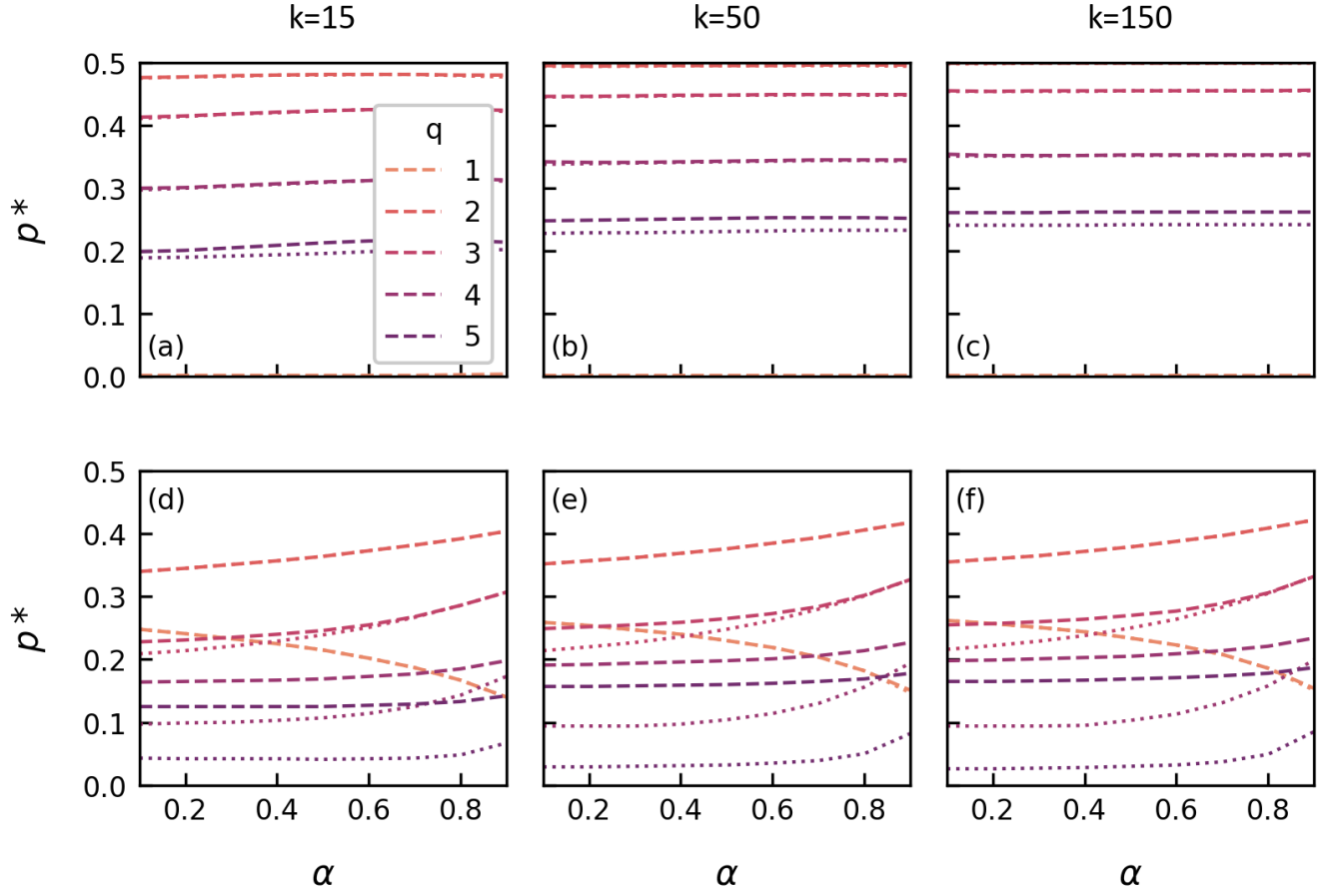


FIG. 4. **Dependence of lower p_{low}^* (dotted lines) and upper p_{up}^* (dashed lines) spinodals on α obtained from pair approximation.** Results are shown for both variants of the EPO model, with (top row) and without (bottom row) self-anticonformity, obtained within the pair approximation for networks with average degree $k = 15$ (left column), $k = 50$ (middle column), and $k = 150$ (right column).

tion of agents in dissonance, d , i.e., agents whose expressed and private opinions disagree. Hence, from an individual perspective, it may be beneficial for private opinions to be less volatile since fewer agents experience cognitive dissonance. At the same time, from a collective perspective, the update frequency does not matter because the stationary macroscopic state remains unchanged.

Once self-anticonformity is excluded, this robustness disappears: the stationary dependencies $c_S(p)$ and $c_\sigma(p)$ change with α . In this variant, our results approach those of the original model [4] in the limit $\alpha \rightarrow 0$, which can be understood intuitively from the update rules: when updates occur predominantly at the expressed level, the expressed layer relaxes faster, and private conformity events are more likely to be effective because they are permitted only when the target's expressed opinion already matches the unanimous influence group. For influence-group sizes $q \geq 2$, the critical point p^* increases with α , meaning that for larger α it is easier to reach agreement; a majority of agents choose the same option even for a higher probability of independence p . Moreover, as α increases, the hysteresis region associated with a discontinuous phase transition becomes narrower.

For $q = 3$, this effect is particularly clear: as α increases, the hysteresis region not only narrows but disappears entirely at a critical value α^* , indicating a change from a discontinuous to a continuous phase transition. This reduction of hysteresis weakens bistability and path dependence, making collective outcomes less sensitive to initial conditions and less prone to delayed switching when conditions change. Thus, from the perspective of the whole group, in contrast to the individual level, it is advantageous when private attitudes are more volatile than publicly expressed behavior. This scenario is also consistent with psychological findings suggesting that people may change their attitudes more frequently than their behavior [25].

We show that the above observations hold not only on the complete graph (all-to-all interactions) but also on sparser artificial and empirical networks. Based on these results, we can draw implications that may be relevant for managers and policy makers. First, it may be beneficial to encourage some people to play the devil's advocate [32] and openly disagree with the majority. Second, it may be useful to discourage overly frequent changes in publicly expressed behavior. If open disagreement is encouraged and publicly expressed behavior is

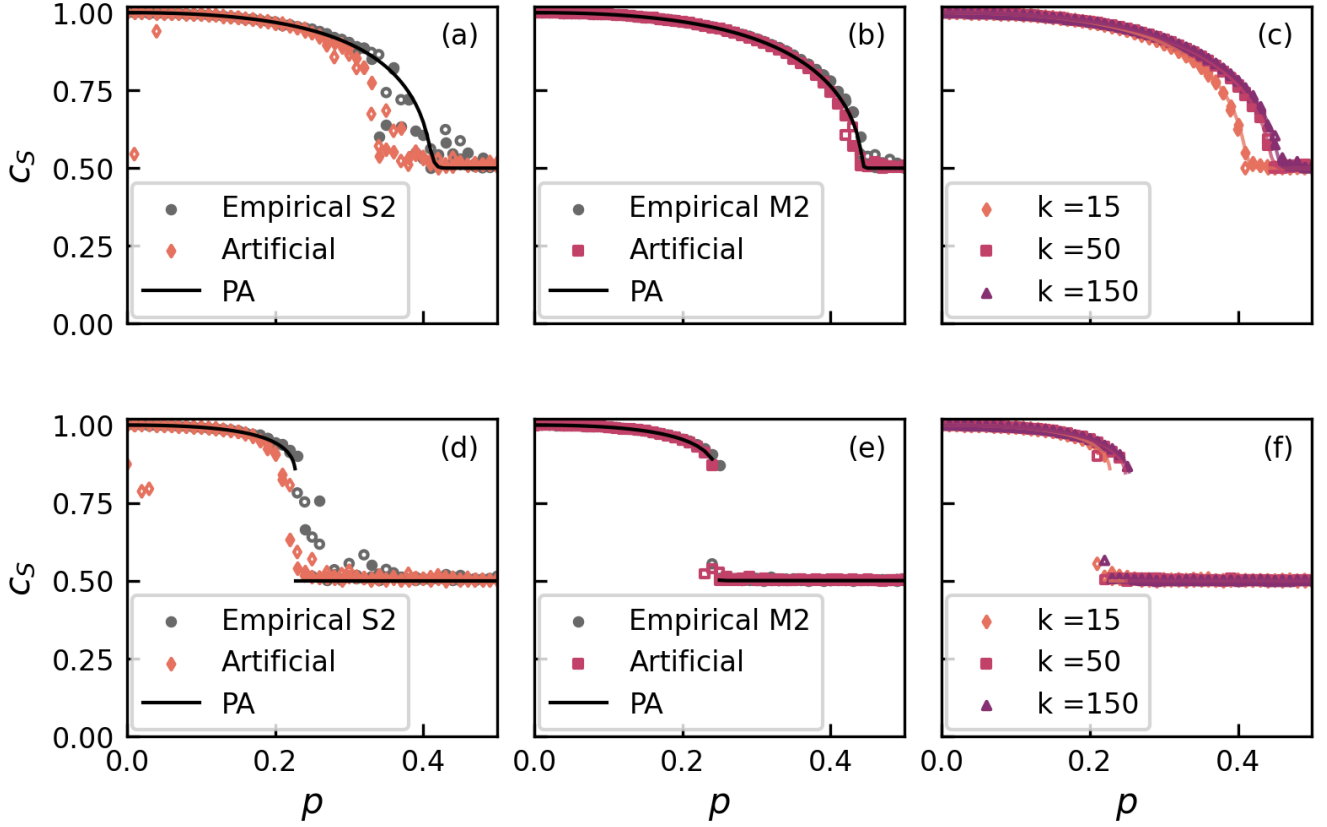


FIG. 5. **Stationary concentration of positive expressed opinions c_S as a function of the independence probability p for $\alpha = 0.1, q = 3$.** Monte Carlo results on empirical networks [26] are compared with simulations on Watts–Strogatz networks matched in size, average degree, and clustering coefficient (panels a, b, d, e). Panels (c, f) show simulations on random graphs of size $N = 10^4$ with average degree $k = 15, 50, 150$. Full markers correspond to ordered initial conditions, while empty markers correspond to random initial conditions. Simulations results are compared with the pair-approximation prediction. Results are shown for both model variants: with (top row) and without (bottom row) self-anticonformity.

less volatile, agreement may become easier to reach and delayed responses to dynamically changing situations may be reduced. These implications should be interpreted with caution, as they are derived from a specific class of models. Extending this type of analysis to other EPO models is an important direction for future work to assess the generality of our conclusions and to better understand the role of self-anticonformity.

ACKNOWLEDGMENTS

This work was supported by funds from the National Science Centre (NCN, Poland) through grant no.

2023/51/I/HS6/02269.

DATA AVAILABILITY STATEMENT

The source codes in C++ and MATLAB, which allow for the reproduction of all results in this publication, are publicly available on <https://github.com/BarbaraKaminska/EPO-q-voter>. The empirical network data used in this study is sourced from <https://data4goodlab.github.io/dataset.html>.

- [1] G. ElHaffar, F. Durif, and L. Dubé, *Journal of Cleaner Production* **275**, 122556 (2020).
- [2] T. Kuran, *The Economic Journal* **97**, 642 (1987).
- [3] J. Dong, J. Hu, Y. Zhao, and Y. Peng, *Expert Systems with Applications* **236**, 121292 (2024).

- [4] B. Kamińska and K. Sznajd-Weron, *Expert Systems with Applications* **273**, 126851 (2025).
- [5] N. Masuda and S. Redner, *Journal of Statistical Mechanics: Theory and Experiment* **2011**, L02002 (2011).

- [6] F. Gaisbauer, E. Olbrich, and S. Banisch, [Physical Review E](#) **102**, 042303 (2020).
- [7] R. Manfredi, A. Guazzini, C. A. Roos, T. Postmes, and N. Koudenburg, [PLOS ONE](#) **15**, e0242148 (2020).
- [8] J. Llabrés, M. San Miguel, and R. Toral, [Physical Review E](#) **108**, 054106 (2023).
- [9] S. Banisch and E. Olbrich, [The Journal of Mathematical Sociology](#) **43**, 76 (2019).
- [10] M. Ye, Y. Qin, A. Govaert, B. D. Anderson, and M. Cao, [Automatica](#) **107**, 371 (2019).
- [11] F. J. León-Medina, J. Tena-Sánchez, and F. J. Miguel, [Quality & Quantity](#) **54**, 385 (2020).
- [12] D. Jacob and S. Banisch, [Journal of Artificial Societies and Social Simulation](#) **26**, 11 (2023).
- [13] Y. Peng, Y. Zhao, J. Dong, and J. Hu, [Neurocomputing](#) **618**, 129123 (2025).
- [14] S. Piras, S. Righi, M. Setti, N. Koseoglu, M. J. Grainger, G. B. Stewart, and M. Vittuari, [Resources, Conservation and Recycling](#) **176**, 105952 (2022).
- [15] L. Festinger, *A theory of cognitive dissonance* (Stanford University Press, 1957).
- [16] M. T. Gastner, B. Oborny, and M. Gulyás, [Journal of Statistical Mechanics: Theory and Experiment](#) **2018**, 063401 (2018).
- [17] A. Jędrzejewski, G. Marcjasz, P. R. Nail, and K. Sznajd-Weron, [PLOS ONE](#) **13**, e0206166 (2018).
- [18] A. Carro, R. Toral, and M. San Miguel, [Scientific Reports](#) **6**, 24775 (2016).
- [19] N. Khalil, M. San Miguel, and R. Toral, [Physical Review E](#) **97**, 012310 (2018).
- [20] N. Khalil and R. Toral, [Physica A: Statistical Mechanics and its Applications](#) **515**, 81 (2019).
- [21] A. F. Peralta, A. Carro, M. S. Miguel, and R. Toral, [New Journal of Physics](#) **20**, 103045 (2018).
- [22] A. R. Vieira, A. F. Peralta, R. Toral, M. S. Miguel, and C. Anteneodo, [Physical Review E](#) **101**, 052131 (2020).
- [23] P. Nyczka, K. Sznajd-Weron, and J. Cisło, [Physical Review E](#) **86**, 011105 (2012).
- [24] P. R. Nail, S. I. Di Domenico, and G. MacDonald, [Review of General Psychology](#) **17**, 1 (2013).
- [25] M. Kroesen and C. Chorus, [Travel Behaviour and Society](#) **10**, 33 (2018).
- [26] M. Fire and R. Puzis, [Networks and Spatial Economics](#) **16**, 545 (2016).
- [27] A. Jędrzejewski and K. Sznajd-Weron, [Physical Review E](#) **105**, 064306 (2022).
- [28] A. Lipiecki and K. Sznajd-Weron, [Physical Review E](#) **112**, 054316 (2025).
- [29] D. T. Miller, [Frontiers in Social Psychology](#) **1** (2023), 10.3389/frsps.2023.1260896.
- [30] F. Dvorak, U. Fischbacher, and K. Schmelz, [The Economic Journal](#) **135**, 556 (2024).
- [31] A. Lipiecki and K. Sznajd-Weron, [Expert Systems with Applications](#) **285**, 127879 (2025).
- [32] H. Gerstel, N. Kreilkamp, M. Schmidt, and A. Wöhrmann, [Journal of Business Economics](#) **95**, 975 (2025).