

# Rethinking Discrete Speech Representation Tokens for Accent Generation

Jinzuomu Zhong<sup>1\*</sup>, Yi Wang<sup>1\*</sup>, Korin Richmond<sup>1</sup>, Peter Bell<sup>1</sup>,

<sup>1</sup>Centre for Speech Technology Research, University of Edinburgh

Correspondence: {jinzuomu.zhong, korin.richmond}@ed.ac.uk

## Abstract

Discrete Speech Representation Tokens (DSRTs) have become a foundational component in speech generation. While prior work has extensively studied phonetic and speaker information in DSRTs, how accent information is encoded in DSRTs remains largely unexplored. In this paper, we present the first systematic investigation of accent information in DSRTs. We propose a unified evaluation framework that measures both *accessibility* of accent information via a novel Accent ABX task and *recoverability* via cross-accent Voice Conversion (VC) resynthesis. Using this framework, we analyse DSRTs derived from a variety of speech encoders. Our results reveal that accent information is substantially reduced when ASR supervision is used to fine-tune the encoder, but cannot be effectively disentangled from phonetic and speaker information through naive codebook size reduction. Based on these findings, we propose new content-only and content-accent DSRTs that significantly outperform existing designs in controllable accent generation. Our work highlights the importance of accent-aware evaluation and provides practical guidance for designing DSRTs for accent-controlled speech generation.

## 1 Introduction

Inspired by the tokenisation schemes employed by text-based Large Language Models (LLMs), *discrete speech tokenisation* has emerged as an active research area for bridging speech and LLMs. By compressing speech signals or learned continuous representations into a finite set of discrete units, discrete speech tokens enable efficient storage of complex acoustic information while remaining inherently compatible with LLM architectures. As a result, they are rapidly becoming established as a

foundational representation across a wide range of speech tasks (Guo et al., 2025).

Discrete speech representation tokens (DSRTs), quantised from speech representations, have consequently seen huge success in various speech generation tasks, including Speech Language Models (SpeechLMs) (Cui et al., 2025), Zero-Shot Text-to-Speech (ZS-TTS) (Kharitonov et al., 2023), Speech-to-Speech Translation (S2ST) (Lee et al., 2022) and full-duplex dialogue systems (Nguyen et al., 2023).

Despite the significant progress brought by DSRTs, the representation of a speaker’s *accent* is largely overlooked in the design, evaluation, and application of the tokens. Prior user perception studies have demonstrated a similarity–attraction effect, whereby listeners prefer accents similar to their own in spoken interaction (Dahlbäck et al., 2007). Unfortunately, ZS-TTS systems are shown to hallucinate accents that differ from those of the reference speaker (Zhong et al., 2025b), while spoken dialogue systems still lack broad adoption of benchmarks or evaluation settings that consider appropriate, accent-controlled speech generation (Cheng et al., 2025).

Although some recent zero-shot TTS (ZS-TTS) systems have demonstrated some ability to mimic or control the accent of generated speech using discrete speech representation tokens (DSRTs), how much accent information is encoded in these tokens remains unexplored (Du et al., 2024; Zhang et al., 2025; Wang et al., 2025). Existing claims – such as that naive codebook size adjustment (Zhang et al., 2025) or ASR supervision (Du et al., 2024) can facilitate controlled accent generation – lack systematic investigation. To this end, we ask the following research questions: (1) *How do different design choices in DSRTs influence the amount of accent information they encode?* (2) *How can these insights be leveraged to enable more controllable accent generation, e.g. in voice conversion (VC)?*

\*Equal contribution.

Existing DSRT evaluation frameworks focus on phonetic and speaker information and rarely consider accent (Polyak et al., 2021). We extend the investigation of accessibility to accent information, with an accent ABX method we proposed that evaluates the discriminability of representations for words uttered in different accents. Additionally, we propose to evaluate the recoverability of accent, speaker, and phonetic information by cross-accent VC, resynthesising from DSRTs from source speakers and speaker IDs from target speakers of different accents. Using the proposed framework, we observe the following key findings: (1) Accent information is most prominent in mid-early layers of HuBERT, different from speaker or phonetic information distribution. (2) Naive adjustment of codebook sizes provides only very limited disentanglement of accent, speaker and content information. (3) Predominant design of DSRTs for speech generation (quantising a later layer in a speech representation model, or using ASR supervision) discards most accent information.

Our main contributions are:

- To the best of our knowledge, this is the first work to incorporate accent in evaluating DSRTs, and to apply ABX to a study of accent.
- Based on our findings, we propose quantisation schemes that are appropriate for *accent-preserving* VC – preserving source speaker accent – and *accent-adaptive* VC – adapting to target speaker accent – which achieve superior performance to existing approaches.
- Evaluation pipeline and proposed DSRTs will be open-sourced in the future.

## 2 Related Work

### 2.1 Discrete Speech Tokens

Discrete speech tokens can be largely categorised into two groups: *semantic-tokens*<sup>1</sup> and *acoustic tokens*. We refer to *semantic-tokens* as Discrete Speech Representation Tokens (DSRTs) here, naming them strictly by how these tokens are designed and trained, rather than what information some researchers assume them to possess. DSRTs are tokens obtained by quantising learned speech representations, such as HuBERT (Hsu et al., 2021) and w2v-BERT (Chung et al., 2021); while acoustic tokens are obtained by quantising waveforms. Com-

<sup>1</sup>A severe misnomer as these tokens contain primarily phonetic information and little semantic information (Wells et al., 2022; Choi et al., 2024).

mon quantisation techniques include k-means, Vector Quantisation (VQ) (van den Oord et al., 2017), Residual Vector Quantisation (RVQ) (Zeghidour et al., 2021), and Finite-State Quantisation (FSQ) (Mentzer et al., 2024), with k-means, VQ, and FSQ primarily used for DSRTs, VQ and RVQ primarily used for acoustic tokens.

### 2.2 Investigation of Speech Representations

In terms of continuous speech representations, most previous work has focused on accessibility, finding that phonetic information peaks in intermediate layers, while acoustic information dominates earlier layers (Choi et al., 2024; Pasad et al., 2021). After finetuning on the ASR task, it has been observed deeper layers become dominated by task-specific information, exhibiting higher phonetic discrimination.

In the investigation of DSRTs, Wells et al. (2022) find that DSRTs obtained by k-means on `hubert-base-ls960` correspond to sub-phonetic events. Yeh and Tang (2024), using their information completeness and accessibility framework, found that DSRTs obtained from `hubert-base-ls960` layer 4 contain more accessible pitch and speaker information, but less accessible phone information, than layer 9. Phonetic and speaker information in both layers consistently decrease with lower bitrates of RVQ codes, refuting claims that content and speaker disentanglement can be achieved by VQ.

### 2.3 DSRTs in ZS-TTS and SpeechLMs

In ZS-TTS, researchers found that DSRTs provide more accessible phonetic information than acoustic tokens do, while suffering information loss such as timbre and acoustic environment (Wang et al., 2025). Motivated by such findings, many state-of-the-art (SOTA) models utilise a hierarchical approach, first predicting DSRTs from text or source speech and then predicting acoustic tokens from DSRTs (Du et al., 2024; Lee et al., 2025; Wang et al., 2025; Zhang et al., 2025). In SpeechLMs, researchers seek to combine DSRTs with acoustic tokens for both accessible and complete/recoverable information, such as SpeechTokenizer (Zhang et al., 2024) and Mimi tokeniser (Défossez et al., 2024).

When designing such DSRTs, ZS-TTS researchers have claimed that are unverified or even contradicted by speech representation investigations. Zhang et al. (2025) choose layer 18 of `hubert-large-1160k` and claim that reducing the codebook size in VQ leads to natural disentanglement.

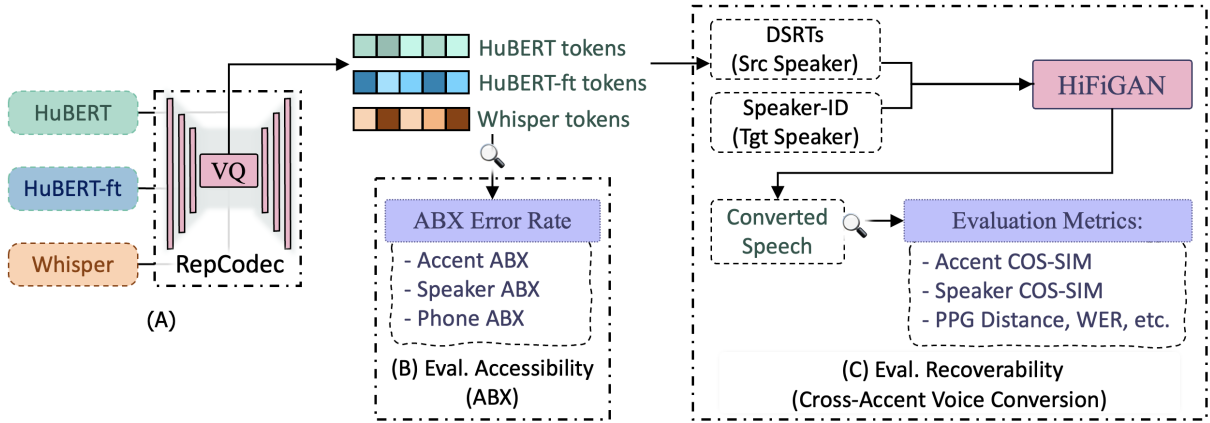


Figure 1: Proposed pipeline for evaluating the **recoverability** and **accessibility** of *accent*, *speaker*, and *phonetic* information in various Discrete Speech Representation Tokens (DSRTs).

ment of speaker, style (accent and emotion by their definition) and content, with a codebook size of 32 containing only content, and a codebook size of 8,192 containing only content and style. This claim not only contradicts the findings of [Yeh and Tang \(2024\)](#) that VQ or k-means with 1024 codebook size still retain significant speaker information, but also lacks verification in terms of accent and emotion. [Du et al. \(2024\)](#) propose to use “supervised semantic token”, obtained by injecting FSQ in an internal ASR model encoder; how ASR pretraining affects the information in discrete tokens remains unclear.

## 2.4 Accent Control and Generation

Unfortunately, ZS-TTS speech generation systems suffer *accent hallucination*, whereby they generate a hallucinated synthetic accent that deviates from the reference or prompt speech ([Zhong et al., 2025b](#)). Recent systems that have been specially built for accent generation have not yet utilised DSRTs along with powerful LLM architectures ([Zhong et al., 2025b](#); [Xinyuan et al., 2025](#)). General ZS-TTS systems are reported to have certain accent control capabilities, but there has been little or no investigation about accent information in DSRTs. Understanding how accent information is encoded could help build more inclusive ZS-TTS systems for diverse accents.

## 2.5 ABX Evaluation

The ABX error rate is a distance-based, model-agnostic evaluation metric, assessing whether the representations pull data of the same category (e.g. sample  $x = [\text{brt}]$ , another sample  $a = [\text{brt}]$ , of the same triphone category) closer and push dissimilar data (e.g.  $x = [\text{brt}]$ ,  $b = [\text{br:t}]$ ) farther in representational space.

Previous work introduced Minimal Pair ABX

(MP-ABX) ([Schatz et al., 2013](#)), where instances differ only in a central phonetic unit while sharing the same phonetic context. Prior studies ([Borsos et al., 2023](#); [Wang et al., 2025](#); [Zhang et al., 2025](#)) have used this metric to assess the phonetic discriminability of DSRT tokens. In addition, ABX has been extended to probe speaker-related information by defining triplets that contrast speaker identity under controlled linguistic content ([de Seyssel et al., 2022](#)). Nevertheless, to the best of our knowledge, no prior work has systematically employed machine ABX to reveal **accent** discriminability in speech representations or DSRTs.

## 3 Method

Inspired by the perspective of separately measuring information completeness and accessibility ([Yeh and Tang, 2024](#)), we focus on evaluating DSRTs from both aspects, but in the context of accent generation. Since completeness cannot be measured by resynthesis, we introduce **recoverability** as a task-grounded measure of how much accent, speaker, and phonetic information encoded in DSRTs can be recovered in resynthesised speech. Together with **accessibility**, we propose a pipeline that evaluates DSRTs from both synthesis-facing and representation-facing perspectives.

Figure 1 provides an overview of the proposed pipeline. First, we obtain DSRTs from several commonly used speech representations using RepCodec ([Huang et al., 2024](#)) with Vector Quantisation (VQ) ([van den Oord et al., 2017](#)) as the quantiser (see Section 3.1). For each DSRT configuration, we then train a unit-to-speech resynthesis model using HiFiGAN ([Polyak et al., 2021](#)). To assess information **recoverability**, we infer unit-to-speech models with DSRTs from a source speaker and speaker ID from a target speaker with a differ-

ent accent, thereby conducting **cross-accent VC**. The generated speech is evaluated using a combination of objective metrics and subjective listening tests (see Section 3.2). Finally, to assess information **accessibility**, we directly probe the DSRTs using a range of **ABX** setups (see Section 3.3).

### 3.1 Discrete Speech Representation Tokens

We choose three speech representation models to obtain Discrete Speech Representation Tokens (DSRTs): HuBERT; HuBERT finetuned for ASR (HuBERT-ft); and Whisper. We include HuBERT (Hsu et al., 2021) as it provides the most widely used speech representations in various speech tasks such as SpeechLM and TTS (Guo et al., 2025; Cui et al., 2025). Recently, there has been a growing trend toward using ASR-based speech representations for obtaining DSRTs. Therefore, we include HuBERT-ft and Whisper as two representative ASR-based representations, with Encoder-only and Encoder-Decoder architectures, respectively.

Following RepCodec (Huang et al., 2024), we use VQ-VAE (van den Oord et al., 2017) to discretise the speech representations. The model consists of three modules: Encoder and Decoder, which are both convolution layers with residual paths, and a Vector Quantisation module that quantises latent representations from Encoder output into a series of discrete tokens. The model is trained to reconstruct the speech representation, with additional Exponential Moving Average (EMA) optimisation to gradually update the codebook. For model details, we refer readers to the original paper (Huang et al., 2024).

### 3.2 Cross-Accent Voice Conversion

After extracting DSRTs, we train a unit-to-speech HiFiGAN model for each DSRT configuration, following Polyak et al. (2021). In prior work, information recoverability is typically evaluated using resynthesis or Voice Conversion (VC) on General American English datasets, with evaluation focusing primarily on intelligibility and speaker similarity, while accent is largely ignored.

We train unit-to-speech models on data covering multiple accents to assess the generalisability of DSRTs across accents. We then perform cross-accent VC in inference, by conditioning the model on DSRTs from a source speaker and a target speaker ID with a different accent. Afterwards, during evaluation, following Zhong et al. (2025a), we explicitly assess accent, speaker, and phonetic

similarity in the converted speech. Utterance-level embeddings from Accent Identification (AID) and Speaker Verification (SV) models are used to calculate cosine similarity, which serves as a proxy for perceived accent and speaker similarity. Phonetic Posteriorgrams (PPGs) are extracted, aligned, and then used to calculate phonetic distances as a proxy for perceived phonetic similarity, and to some degree, intelligibility.

By analysing the similarity of the generated speech to the source and target speech along these dimensions, we can determine whether accent information is primarily derived from the source DSRTs or overridden by the target speaker identity, thereby quantifying the amount of accent information preserved in the DSRTs.

### 3.3 Accent, Speaker, and Phonetic ABX

We choose ABX as a model-free method to estimate the accessibility of accent information, as well as phone and speaker information in DSRTs.

In accent ABX, instances  $a$  and  $x$  share the same accent, while instance  $b$  differs in accent. Triplets  $(a, b, x)$  are constructed to share identical lexical content rather than phonetic context, as accent distinctions arise from accent-dependent realizations of the same words or lexical units, which may involve different phone sequences. We further require that  $a$ ,  $b$ , and  $x$  come from different speakers to avoid trivial similarity between  $a$  and  $x$  due to shared speaker identity, e.g.: a triplet  $(a, b, x)$  consists of:  $x$  = “water” spoken by a Scottish speaker<sub>1</sub>,  $a$  = “water” by a Scottish speaker<sub>2</sub>, and  $b$  = “water” by a Southern English speaker<sub>3</sub>.

We also adopt speaker ABX and phone ABX as contrastive evaluations. For detailed triplet selection criteria, see Appendix A.

In practice, words vary in both accent-induced pronunciation variation and speaker-specific pronunciation patterns. While standard ABX aggregates scores over all valid triplets, we adopt a word selection scheme to improve the sensitivity of accent ABX. We first select the 100 most frequent words in the training data, compute ABX scores for each (accent  $A$  and  $B$ , word) combination, and retain the 10% with the lowest scores as the most accent-discriminative. The final accent ABX score is obtained by averaging their ABX scores on the test set. The combination selection is performed using continuous features from GenAID (Zhong et al., 2025b), a supervised accent identification model fine-tuned from XLSR (Babu et al., 2021), to en-



sure effective word selection and a fair comparison among DSRTs. See Appendix B for details.

## 4 Experiments

### 4.1 Obtaining DSRTs

We extract continuous speech representations from *various layers* of HuBERT<sup>2</sup>, HuBERT-ft<sup>3</sup> and Whisper<sup>4</sup>. All three speech representation models share the same Encoder architecture (24 Transformer layers) and are trained on English-only data. Here, we focus on investigating how layer choice and ASR pretraining affect the information encoded in speech representations, and leave the investigation of how multilingual pretraining or larger-scale pretraining data/model to future work.

The extracted representations are then discretised using RepCodec<sup>5</sup>, which we train on the train-clean-100 subset of LibriSpeech<sup>6</sup> following similar practice in Huang et al. (2024) and Zhang et al. (2025), with *various codebook sizes*. This subset contains 100 hours of speech with "accents closer to US English" (Panayotov et al., 2015). RepCodec is trained for 200,000 steps with the same hyperparameters in Huang et al. (2024).

### 4.2 Evaluation Dataset

To evaluate information recoverability and accessibility with respect to accent, we use the VCTK corpus<sup>7</sup>, which provides relatively broad coverage of native English accents. Based on the provided country labels and detailed region descriptions, we manually group speakers into 13 accent regions, as some coarse country-level labels (e.g. "US", "England") conflate multiple distinct accent varieties.

We withhold 3–4 speakers from each accent region (50 speakers in total, with balanced gender and accent distribution) for testing. For the remaining speakers, we use 4 accent regions that have sufficient speakers (45 speakers in total) for training unit-to-speech HiFiGAN in Section 3.2 and for selecting accent-discriminative words in Section 3.3. Out of the 13 accent regions, 4 are seen in HiFiGAN training and accent ABX word selection, 5 are likely seen by RepCodec in LibriSpeech, and the remaining 4 are unseen at any stage, allowing for analysis on the generalisability of DSRTs

across accents. See Appendix C for details of accent grouping and speaker splits.

### 4.3 Evaluating Information Recoverability

To evaluate information recoverability, we train unit-to-speech HiFiGAN models<sup>8</sup> for 100,000 steps with the same hyperparameters as Polyak et al. (2021), using 4 accent regions (45 speakers), as described in Section 4.2. During inference, we perform cross-accent VC using source (src) DSRTs from 12 accent regions (46 speakers, excluding Southern English), together with speaker IDs from 4 Southern English speakers as target (tgt) voices. We fix the target voices to one accent region to control for target-side accent variability, enabling a clearer analysis of how accent information is preserved in the src DSRTs.

For objective evaluation of the converted speech, we adopt metrics recommended by Zhong et al. (2025a). (1) *Accent similarity*: We calculate cosine similarity of accent embeddings (**Accent COS-SIM**) extracted from GenAID<sup>9</sup> (Zhong et al., 2025b). GenAID is trained with explicit speaker-accent disentanglement, preserving little speaker information in the extracted accent embeddings. (2) *Speaker similarity*: We calculate cosine similarity of speaker embeddings (**Speaker COS-SIM**) extracted from WavLM<sup>10</sup> (Chen et al., 2022). These speaker embeddings encode some accent information, evidenced by improved performance in AID when transfer learned from SV models (Zuluaga-Gomez et al., 2023). (3) *Phonetic similarity*: We calculate Jensen-Shannon distance between aligned PPGs<sup>11</sup> (**PPG Distance**), extracted from a phone recognition model (Churchwell et al., 2024). It is worth noting that PPG distance, primarily designed for pronunciation distance, is sensitive to accent information, as accent can be characterised partially as different realisations of the same phoneme. (4) *Intelligibility*: We calculate Word Error Rate (**WER**) using whisper-medium.en transcriptions, compared against ground-truth transcriptions. Despite its evident accent bias (Jahan et al., 2025), WER is included here due to its broad adoption in previous DSRT evaluation frameworks to reflect how DSRTs are commonly selected.

For Accent COS-SIM, Speaker COS-SIM, and PPG distance, we use the first 24 utterances per

<sup>2</sup>hubert-large-1160k, available [here](#)

<sup>3</sup>hubert-large-1s960-ft, available [here](#)

<sup>4</sup>whisper-medium.en, available [here](#)

<sup>5</sup><https://github.com/mct10/RepCodec>

<sup>6</sup><https://www.openslr.org/12>

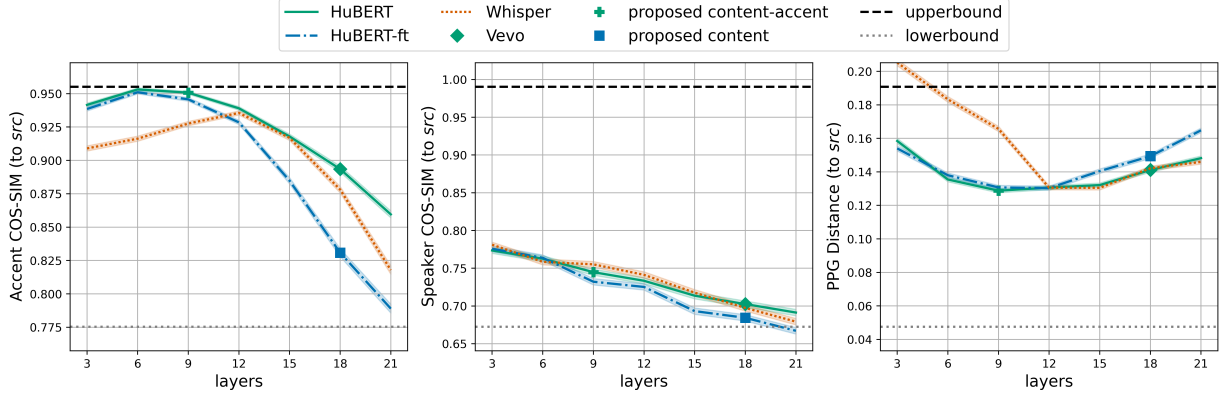
<sup>7</sup><https://datashare.ed.ac.uk/handle/10283/3443>

<sup>8</sup><https://github.com/facebookresearch/speech-resynthesis>

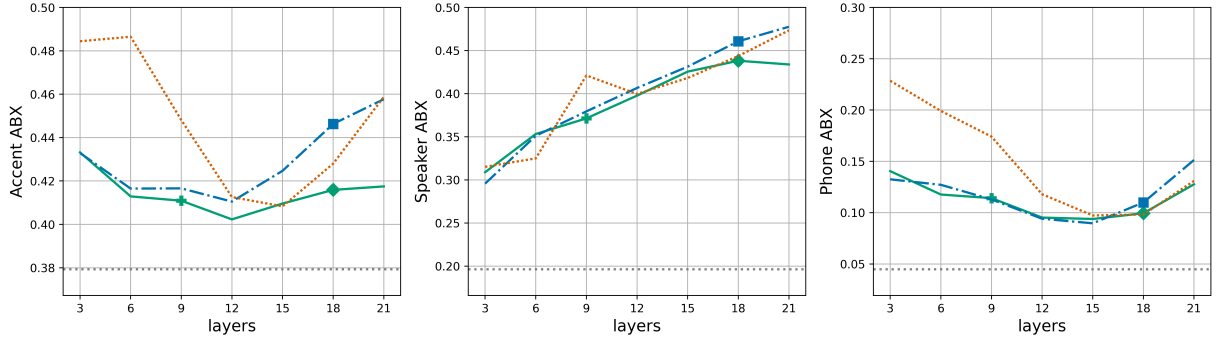
<sup>9</sup><https://github.com/jzmzhong/GenAID>

<sup>10</sup>wavlm-base-plus-sv, available [here](#)

<sup>11</sup><https://github.com/interactiveaudiolab/ppgs>



(a) Cross-accent VC evaluation results for information *recoverability*.



(b) ABX evaluation results for information *accessibility*.

Figure 2: Accent, speaker, and phonetic information in different DSRTs across *layers* and *representations*.

All codebook sizes and code dimensions are set to 1024 for fair comparison.

(See Figure 4 in Appendix D for additional results from cross-accent VC.)

speaker, which is an elicitation paragraph shared across speakers. In this way, we allow for similarity/distance calculation to either source speech that provides DSRTs or target speech that provides the speaker ID of the same content, removing the influence of content on these metrics. For WER, we randomly choose 24 utterances per speaker to cover diverse contents.

For visualisation, we annotate each metric with a practical lower bound (chance-level performance) and a practical upper bound (best possible performance), which anchor the visual scale and facilitate interpretation of values. For Accent COS-SIM, PPG, and WER, the lower bound measures the source speaker ground truth (GT) with respect to target speaker GT, and the upper bound measures the source speaker copy-synthesis with respect to source speaker GT. For Speaker COS-SIM, the lower bound measures similarity between source speaker GT and target speaker GT, while the upper bound measures similarity between target speaker copy-synthesis and target speaker GT.

#### 4.4 Evaluating Information Accessibility

Information accessibility is evaluated only on the accents seen during HiFiGAN training, ensuring

sufficient numbers of speakers for each accent. As described in Section 3.3, a training set is required to select high-frequency words and accent-discriminative combinations, while a separate test set is used for ABX evaluation to prevent speaker leakage. Accents outside the four seen accents contain no more than four speakers each, severely limiting the number of valid ABX triplets.

We follow the same training–test partition as in HiFiGAN experiments for simplicity. Accent ABX is conducted using this partition, whereas phone and speaker ABX are computed only on the test split, as they do not require a training phase. Test experiments used all utterances in the split, except for the first 24 utterances to avoid identical sentences across all train and test speakers, which could bias the ABX scores toward lexical-context matching instead of reflecting true accent or speaker discrimination. Phone-level alignment (phone boundaries and labels) required by phone ABX, were obtained through the Montreal Forced Aligner with the English Arpabet dictionary (McAuliffe and Sonderegger, 2024; Gorman et al., 2011).

We treat the accent ABX score computed on

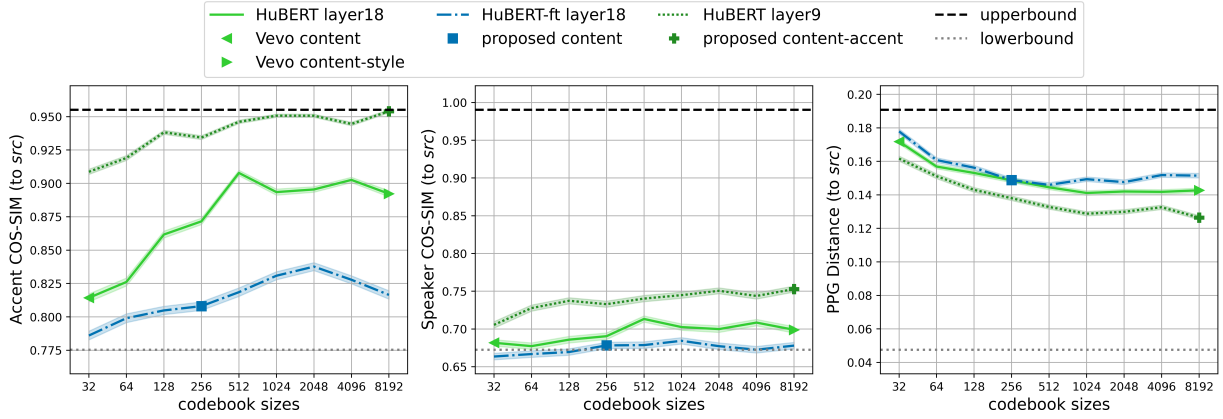


Figure 3: Accent, speaker, and phonetic information recoverability in different DSRTs across *codebook sizes*. (See Figure 5 in Appendix D for additional results from cross-accent VC and ABX.)

HuBERT layer 6 continuous features as an upper bound, as this layer exhibits the strongest accent-related information. Similarly, we use the phonetic and speaker ABX scores computed on HuBERT-ft layers 3 and 9 continuous features as upper bounds, respectively, since these layers demonstrate the highest phonetic and speaker recoverability in Section 5. In addition, we evaluate the accent ABX error rate of the accent-discriminative GenAID features, which achieves a low error rate of 9.87%, validating the effectiveness of the proposed metric.

## 5 Results

### 5.1 Layer Choice Matters for Accent

Layer choice has a prominent impact on the recoverability and accessibility of information in HuBERT DSRTs, shown in Figure 2 (dark green curve). Notably, accent, speaker and phonetic information are distributed differently across layers. (1) *Accent* information recoverability, reflected by Accent COS-SIM w.r.t. source speaker, is most prominent in *mid-early* HuBERT layers (L6 & L9), and decreases in earlier or latter layers, indicating that accent cues emerge after low-level acoustic processing but are progressively abstracted away in higher layers. (2) *Speaker* information is most recoverable in *early* HuBERT layers (L3), indicated by Speaker COS-SIM to the source speaker, and decreases monotonically with depth. Overall, speaker information is limited, as cross-accent VC aims to generate voice similar to that of the target speaker with speaker ID conditioning. (3) *Phonetic* information, measured by PPG Distance to the source speech, is most complete in *middle* layers (L9 & L12). Both earlier and later layers show reduced phonetic completeness, reflecting a trade-off between raw acoustic detail and higher-level abstraction. (4) Information *accessibility*, measured

by ABX error rates (see Figure 2b), reveals weak accent accessibility for HuBERT across layers, despite clear inter-layer variations. Accent accessibility peaks at L12, which differs from the recoverability peak at L6 or L9. This discrepancy highlights the necessity of resynthesis-based recoverability evaluation when assessing DSRTs for accent generation: while ABX accessibility captures relative trends, it cannot reliably identify optimal layers for synthesis.

### 5.2 ASR Supervision Removes Accent Information

ASR supervision reduces the recoverability and accessibility of accent information in DSRTs across layers, shown in Figure 2 (blue curve for HuBERT-ft, orange curve for Whisper). (1) HuBERT consistently shows higher accent recoverability and accessibility than HuBERT-ft or Whisper, particularly in latter layers, which are more affected by ASR supervision. (2) Whisper exhibits a peak in accent and phonetic information at *intermediate* layers (L12 & L15), different from the distribution of information in HuBERT or HuBERT-ft.

### 5.3 Reducing Codebook Size Provides Limited Disentanglement

We then vary codebook sizes for three selected layers: HuBERT L18 (a common choice, as in Vevo Zhang et al. (2025)), HuBERT-ft L18 (a layer with little accent information while retaining high phonetic information), and HuBERT L9 (a layer with most accent information), shown in Figure 3. (1) Focusing on accent recoverability, varying codebook sizes has a markedly smaller effect than changing representation models or layers. For each layer, increasing codebook sizes from 32 to 2048 consistently improves accent and phonetic recoverability across all inspected DSRTs.

	Token type	Representation & Layer	Codebook size	A-SIM (src)*	A-SIM (tgt)*	S-SIM (src)↓	S-SIM (tgt)↑	PPG↓	WER↓
Vevo	Content	HuBERT L18	32	0.8143	0.9369	0.6817	0.9651	0.1718	0.0824
	Content-style	HuBERT L18	8192	0.8923	0.8888	0.6989	0.9499	0.1427	0.0425
Proposed	Content	HuBERT-ft L18	<b>256</b>	<b>0.8081</b>	<b>0.9509</b>	<b>0.6782</b>	<b>0.9667</b>	0.1488	0.0523
	Content-accent	HuBERT <b>L9</b>	8192	<b>0.9541</b>	<b>0.8227</b>	0.7529	0.9104	<b>0.1265</b>	<b>0.0344</b>

Table 1: Results of proposed content and content-accent tokens, compared with content and content-style tokens from Vevo (Zhang et al., 2025). Differences in DSRT design choices are marked in red, with best performances marked in bold. \*: For content tokens, we want little accent information recovered from DSRTs, i.e. low A-SIM (src) and high A-SIM (tar). For content-accent or content-style tokens, we want the opposite.

However, the recoverability gap induced by codebook sizes variation within a layer is substantially smaller than that induced by changing layers at a fixed codebook sizes. (2) Speaker and phonetic recoverability also increase with larger codebook sizes. Taking HuBERT DSRTs as an example, Accent COS-SIM drops sharply as codebook sizes decreases from 1024 to 32, while PPG distance also rises 20.4%. Despite speaker identity being partially suppressed by the injected speaker ID during resynthesis, speaker recoverability also declines. The parallel degradation across accent, speaker, and phonetic metrics suggests minimal disentanglement when reducing codebook size.

#### 5.4 Limitations of Commonly Used DSRTs in Speech Generation

Based on the above findings, we highlight the limitations of commonly used DSRTs here. (1) Vevo’s choice of using DSRTs based on HuBERT L18 with codebook size 32 as content tokens and codebook size 8,192 as content-style tokens (Zhang et al., 2025) is suboptimal. Significant accent information is likely already lost and unrecoverable in HuBERT L18 - leading to insufficient accent information encoded in content-style tokens. Since naive reduction of codebook size cannot remove accent without harming phonetic information, content tokens achieve little accent information at the cost of intelligibility in resynthesised speech. (2) ASR-supervised DSRTs, adopted by Du et al. (2024), exhibit lower peak accent and phonetic recoverability than HuBERT DSRTs. Similar to content-style tokens, ASR-supervised DSRTs cannot encode accent sufficiently.

#### 5.5 Proposed Content and Content-Accent Tokens

For better accent generation and control, we propose content-accent and content tokens for accent-preserving and accent-adaptive VC, respectively. A comparison of proposed tokens and Vevo tokens is

presented in Table 1. Our proposed content/content-accent tokens achieve better performance than Vevo’s content/content-style tokens across all metrics, enabling better control of accent in speech generation. Demos of the converted speech will be available at [Link redacted].

## 6 Discussion

We observed a systematic delay of the optimal accessible layer relative to the recoverability peak. As discussed in (Yeh and Tang, 2024), earlier layers retain more complete acoustic information that can be effectively extracted by a strong HiFiGAN vocoder, whereas later layers gain phonetic discriminability from ASR-related objectives,

Across both metrics, accent information follows a distinct yet intermediate trend between phonetic and speaker information. This aligns with linguistic intuition: accent is partially realised through systematic phonetic variation and partially through speaker-specific pronunciation traits.

Layer selection enables accent control precisely because accent, speaker, and phonetic information are distributed differently across layers. Consequently, a single "style layer", as suggested by the content-style token design in Vevo, is insufficient to jointly capture multiple speech attributes such as content, accent, and emotion. A more thorough investigation of more speech attributes, and how their information are represented across multiple layers and representations, is therefore necessary to support better controllable speech generation.

Finally, our findings provide potential explanations for the hallucinated accents by ZS-TTS systems (Zhong et al., 2025b). Many ZS-TTS systems rely on representations (often deep or supervised layers) where accent recoverability is already attenuated, encouraging the model to guess accent patterns in inference or default to mainstream accents in training data.



## 7 Conclusion

In this work, we propose a framework for evaluating discrete speech representation tokens (DSRTs) from both recoverability and accessibility perspectives, in terms of accent, speaker, and phonetic information encoded, with a focus on providing guidance for accent generation and control. Based on the results using this framework on HuBERT- and Whisper-based DSRTs, we propose content and content-accent tokens, achieving more controllable accent in voice conversion (VC) than existing works.

### Limitations

Although the framework we proposed guided us to develop a pair of DSRTs achieving good control over accent in VC, we acknowledge several limitations. First, we did not evaluate the proposed DSRTs in ZS-TTS settings, as training ZS-TTS systems requires substantial computational resources. Future work will extend our evaluation to ZS-TTS to assess the generalisability of our framework beyond voice conversion. Second, the current Accent ABX test shows low accent accessibility across all evaluated DSRTs. A supervised accent representation (GenAID (Zhong et al., 2025b)) achieves much lower ABX error rate (9.87%), indicating the validity of the metric. More powerful probing models are needed to better reveal subtle accent information in SSL representations and DSRTs without explicit accent-discriminative training, so as to provide more precise guidance for accent applications. Better design of DSRTs is also needed to make accent information more accessible, and thus easier to learn by downstream speech generation models. Third, our experiments are limited to English SSL models and the VCTK dataset, which contains only L1 English speaker accents. We plan to extend the framework to multilingual representations and datasets involving L2 English accents and non-English languages to improve regional and language coverage. Finally, we focus on objective metrics to evaluate DSRTs and their effectiveness in VC. We haven’t included subjective evaluation and listening test, as Zhong et al. (2025a) have shown the effectiveness of the adopted objective metrics on evaluating accent generation, correlating with subjective listening tests results.

### Broader Impacts and Ethical Statements

This work improves the transparency and controllability of accent information in discrete speech rep-

resentation tokens (DSRTs). The proposed framework may help mitigate accent hallucination and unintended accent drift, benefiting speakers with underrepresented accents and potentially supporting applications such as speech therapy through accent- and voice-preserving speech generation. Our results further suggest that accent control can be partially achieved via informed representation and layer selection, potentially reducing reliance on additional large-scale model training.

Although this work is intended for research use, enhanced accent controllability in speech generation could be misused for voice impersonation if deployed without safeguards. If extended to real-world or unseen speakers, practical systems should incorporate mechanisms to ensure speaker approval and to detect synthesized speech. We emphasise that our framework is designed to analyse and expose limitations of DSRTs rather than to enable unrestricted accent manipulation.

This study exclusively uses existing publicly available datasets and pretrained models for research purposes, without collecting new data or releasing derived datasets. All data and pre-trained models are used under the following licenses: Creative Commons BY 4.0 License, Creative Commons BY-NC-ND 4.0 License, Apache License 2.0, and MIT License.

### Acknowledgments

This work was supported in part by the UKRI AI Centre for Doctoral Training in Responsible and Trustworthy in-the-world Natural Language Processing (Grant EP/Y030656/1), UKRI Centre for Doctoral Training in Natural Language Processing (Grant EP/S022481/1), School of Informatics, and School of Philosophy, Psychology & Language Sciences, the University of Edinburgh. We would like to thank Dr. Hao Tang and Dr. Tianzi Wang for useful discussion.

### References

- Arun Babu, Changan Wang, Andros Tjandra, Kushal Lakhotia, Qiantong Xu, Naman Goyal, Kritika Singh, Patrick Von Platen, Yatharth Saraf, Juan Pino, and 1 others. 2021. XLS-R: Self-supervised Cross-lingual Speech Representation Learning at Scale. *arXiv preprint arXiv:2111.09296*.
- Zalán Borsos, Raphaël Mariniér, Damien Vincent, Eugene Kharitonov, Olivier Pietquin, Matt Sharifi, Dominik Roblek, Olivier Teboul, David Grangier, Marco Tagliasacchi, and 1 others. 2023. AudioLM:

- A Language Modeling Approach to Audio Generation. *IEEE/ACM transactions on audio, speech, and language processing*, 31:2523–2533.
- Sanyuan Chen, Chengyi Wang, Zhengyang Chen, Yu Wu, Shujie Liu, Zhuo Chen, Jinyu Li, Naoyuki Kanda, Takuya Yoshioka, Xiong Xiao, Jian Wu, Long Zhou, Shuo Ren, Yanmin Qian, Yao Qian, Jian Wu, Michael Zeng, Xiangzhan Yu, and Furu Wei. 2022. [WavLM: Large-Scale Self-Supervised Pre-Training for Full Stack Speech Processing](#). *IEEE Journal of Selected Topics in Signal Processing*, 16(6):1505–1518.
- Xize Cheng, Ruofan Hu, Xiaoda Yang, Jingyu Lu, Dongjie Fu, Zehan Wang, Shengpeng Ji, Rongjie Huang, Boyang Zhang, Tao Jin, and Zhou Zhao. 2025. [VoxDialogue: Can Spoken Dialogue Systems Understand Information Beyond Words?](#) In *The Thirteenth International Conference on Learning Representations*.
- Kwanghee Choi, Ankita Pasad, Tomohiko Nakamura, Satoru Fukayama, Karen Livescu, and Shinji Watanabe. 2024. [Self-Supervised Speech Representations are More Phonetic than Semantic](#). In *Interspeech 2024*, pages 4578–4582.
- Yu-An Chung, Yu Zhang, Wei Han, Chung-Cheng Chiu, James Qin, Ruoming Pang, and Yonghui Wu. 2021. [w2v-BERT: Combining Contrastive Learning and Masked Language Modeling for Self-Supervised Speech Pre-Training](#). In *2021 IEEE Automatic Speech Recognition and Understanding Workshop (ASRU)*, pages 244–250.
- Cameron Churchwell, Max Morrison, and Bryan Pardo. 2024. [High-Fidelity Neural Phonetic Posteriorgrams](#). In *2024 IEEE International Conference on Acoustics, Speech, and Signal Processing Workshops (ICASSP)*, pages 823–827.
- Wenqian Cui, Dianzhi Yu, Xiaoqi Jiao, Ziqiao Meng, Guangyan Zhang, Qichao Wang, Steven Y. Guo, and Irwin King. 2025. [Recent Advances in Speech Language Models: A Survey](#). In *Proceedings of the 63rd Annual Meeting of the Association for Computational Linguistics (Volume 1: Long Papers)*, pages 13943–13970, Vienna, Austria. Association for Computational Linguistics.
- Nils Dahlbäck, QianYing Wang, Clifford Nass, and Jenny Alwin. 2007. [Similarity is more important than expertise: accent effects in speech interfaces](#). In *Proceedings of the SIGCHI Conference on Human Factors in Computing Systems, CHI '07*, page 1553–1556, New York, NY, USA. Association for Computing Machinery.
- Maureen de Seyssel, Guillaume Wisniewski, and Emmanuel Dupoux. 2022. Is the Language Familiarity Effect Gradual? A Computational Modelling Approach. *arXiv preprint arXiv:2206.13415*.
- Alexandre Défossez, Laurent Mazaré, Manu Orsini, Amélie Royer, Patrick Pérez, Hervé Jégou, Edouard Grave, and Neil Zeghidour. 2024. [Moshi: A Speech-text Foundation Model for Real-time Dialogue](#). *arXiv preprint arXiv:2410.00037*.
- Zhihao Du, Qian Chen, Shiliang Zhang, Kai Hu, Heng Lu, Yexin Yang, Hangrui Hu, Siqi Zheng, Yue Gu, Ziyang Ma, and 1 others. 2024. [CosyVoice: A Scalable Multilingual Zero-shot Text-to-speech Synthesizer based on Supervised Semantic Tokens](#). *arXiv preprint arXiv:2407.05407*.
- Kyle Gorman, Jonathan Howell, and Michael Wagner. 2011. [Prosodylab-Aligner: A Tool for Forced Alignment of Laboratory Speech](#). *Canadian Acoustics*, 39(3):192–193.
- Yiwei Guo, Zhihan Li, Hankun Wang, Bohan Li, Chongtian Shao, Hanglei Zhang, Chenpeng Du, Xie Chen, Shujie Liu, and Kai Yu. 2025. [Recent Advances in Discrete Speech Tokens: A Review](#). *arXiv preprint arXiv:2502.06490*.
- Wei-Ning Hsu, Benjamin Bolte, Yao-Hung Hubert Tsai, Kushal Lakhotia, Ruslan Salakhutdinov, and Abdelrahman Mohamed. 2021. [HuBERT: Self-Supervised Speech Representation Learning by Masked Prediction of Hidden Units](#). *IEEE/ACM Trans. Audio, Speech and Lang. Proc.*, 29:3451–3460.
- Zhichao Huang, Chutong Meng, and Tom Ko. 2024. [RepCodec: A Speech Representation Codec for Speech Tokenization](#). In *Proceedings of the 62nd Annual Meeting of the Association for Computational Linguistics (Volume 1: Long Papers)*, pages 5777–5790, Bangkok, Thailand. Association for Computational Linguistics.
- Maliha Jahan, Priyam Mazumdar, Thomas Thebaud, Mark Hasegawa-Johnson, Jesús Villalba, Najim Dehak, and Laureano Moro-Velazquez. 2025. [Unveiling Performance Bias in ASR Systems: A Study on Gender, Age, Accent, and More](#). In *2025 IEEE International Conference on Acoustics, Speech and Signal Processing (ICASSP)*, pages 1–5.
- Eugene Kharitonov, Damien Vincent, Zolán Borsos, Raphaël Marinier, Sertan Girgin, Olivier Pietquin, Matt Sharifi, Marco Tagliasacchi, and Neil Zeghidour. 2023. [Speak, Read and Prompt: High-Fidelity Text-to-Speech with Minimal Supervision](#). *Transactions of the Association for Computational Linguistics*, 11:1703–1718.
- Ann Lee, Peng-Jen Chen, Changan Wang, Jiatao Gu, Sravya Popuri, Xutai Ma, Adam Polyak, Yossi Adi, Qing He, Yun Tang, Juan Pino, and Wei-Ning Hsu. 2022. [Direct Speech-to-Speech Translation With Discrete Units](#). In *Proceedings of the 60th Annual Meeting of the Association for Computational Linguistics (Volume 1: Long Papers)*, pages 3327–3339, Dublin, Ireland. Association for Computational Linguistics.
- Sang-Hoon Lee, Ha-Yeong Choi, Seung-Bin Kim, and Seong-Whan Lee. 2025. [HierSpeech++: Bridging](#)

- the Gap Between Semantic and Acoustic Representation of Speech by Hierarchical Variational Inference for Zero-Shot Speech Synthesis. *IEEE Transactions on Neural Networks and Learning Systems*, 36(10):18422–18436.
- Michael McAuliffe and Morgan Sonderegger. 2024. English (US) ARPA Acoustic Model v3.0.0. Technical report, [https://mfa-models.readthedocs.io/acoustic/English/English\(US\)ARPAacousticmodelv3\\_0\\_0.html](https://mfa-models.readthedocs.io/acoustic/English/English(US)ARPAacousticmodelv3_0_0.html).
- Fabian Mentzer, David Minnen, Eirikur Agustsson, and Michael Tschannen. 2024. **Finite Scalar Quantization: VQ-VAE Made Simple**. In *The Twelfth International Conference on Learning Representations*.
- Tu Anh Nguyen, Eugene Kharitonov, Jade Copet, Yossi Adi, Wei-Ning Hsu, Ali Elkahky, Paden Tomasello, Robin Algayres, Benoît Sagot, Abdelrahman Mohamed, and Emmanuel Dupoux. 2023. **Generative spoken dialogue language modeling**. *Transactions of the Association for Computational Linguistics*, 11:250–266.
- Vassil Panayotov, Guoguo Chen, Daniel Povey, and Sanjeev Khudanpur. 2015. **Librispeech: An ASR Corpus based on Public Domain Audio Books**. In *2015 IEEE International Conference on Acoustics, Speech and Signal Processing (ICASSP)*, pages 5206–5210.
- Ankita Pasad, Ju-Chieh Chou, and Karen Livescu. 2021. **Layer-Wise Analysis of a Self-Supervised Speech Representation Model**. In *2021 IEEE Automatic Speech Recognition and Understanding Workshop (ASRU)*, pages 914–921.
- Adam Polyak, Yossi Adi, Jade Copet, Eugene Kharitonov, Kushal Lakhotia, Wei-Ning Hsu, Abdelrahman Mohamed, and Emmanuel Dupoux. 2021. **Speech Resynthesis from Discrete Disentangled Self-Supervised Representations**. In *Interspeech 2021*, pages 3615–3619.
- Thomas Schatz, Vijayaditya Peddinti, Francis Bach, Aren Jansen, Hynek Hermansky, and Emmanuel Dupoux. 2013. **Evaluating Speech Features with the Minimal-pair ABX Task: Analysis of the Classical MFC/PLP Pipeline**. In *Interspeech 2013*, pages 1781–1785.
- Aaron van den Oord, Oriol Vinyals, and Koray Kavukcuoglu. 2017. Neural Discrete Representation Learning. In *Proceedings of the 31st International Conference on Neural Information Processing Systems, NIPS’17*, page 6309–6318, Red Hook, NY, USA. Curran Associates Inc.
- Yuancheng Wang, Haoyue Zhan, Liwei Liu, Ruihong Zeng, Haotian Guo, Jiachen Zheng, Qiang Zhang, Xueyao Zhang, Shunsi Zhang, and Zhizheng Wu. 2025. **MaskGCT: Zero-Shot Text-to-Speech with Masked Generative Codec Transformer**. In *The Thirteenth International Conference on Learning Representations*.
- Dan Wells, Hao Tang, and Korin Richmond. 2022. **Phonetic Analysis of Self-supervised Representations of English Speech**. In *Interspeech 2022*, pages 3583–3587.
- Henry Li Xinyuan, Zexin Cai, Ashi Garg, Kevin Duh, Leibny Paola García-Perera, Sanjeev Khudanpur, Nicholas Andrews, and Matthew Wiesner. 2025. Scalable Controllable Accented TTS. *arXiv preprint arXiv:2508.07426*.
- Sung-Lin Yeh and Hao Tang. 2024. **Estimating the Completeness of Discrete Speech Units**. In *2024 IEEE Spoken Language Technology Workshop (SLT)*, pages 415–422.
- Neil Zeghidour, Alejandro Luebs, Ahmed Omran, Jan Skoglund, and Marco Tagliasacchi. 2021. **SoundStream: An End-to-End Neural Audio Codec**. *IEEE/ACM Trans. Audio, Speech and Lang. Proc.*, 30:495–507.
- Xin Zhang, Dong Zhang, Shimin Li, Yaqian Zhou, and Xipeng Qiu. 2024. **SpeechTokenizer: Unified Speech Tokenizer for Speech Language Models**. In *The Twelfth International Conference on Learning Representations*.
- Xueyao Zhang, Xiaohui Zhang, Kainan Peng, Zhenyu Tang, Vimal Manohar, Yingru Liu, Jeff Huang, Dangna Li, Yuhao Wang, Julian Chan, Yuan Huang, Zhizheng Wu, and Mingbo Ma. 2025. **Vevo: Controllable Zero-Shot Voice Imitation with Self-Supervised Disentanglement**. In *The Thirteenth International Conference on Learning Representations*.
- Jinzuomu Zhong, Suyuan Liu, Dan Wells, and Korin Richmond. 2025a. Pairwise Evaluation of Accent Similarity in Speech Synthesis. *arXiv preprint arXiv:2505.14410*.
- Jinzuomu Zhong, Korin Richmond, Zhiba Su, and Siqi Sun. 2025b. **Accentbox: Towards high-fidelity zero-shot accent generation**. In *2025 IEEE International Conference on Acoustics, Speech and Signal Processing (ICASSP)*, pages 1–5.
- Juan Zuluaga-Gomez, Sara Ahmed, Danielius Visockas, and Cem Subakan. 2023. **CommonAccent: Exploring Large Acoustic Pretrained Models for Accent Classification Based on Common Voice**. In *Interspeech 2023*, pages 5291–5295.

## A ABX Conditions

When selecting  $(a, b, x)$  triplets, a condition can be described as ABX **ON** the category of interest, **BY** the category of controlled constant among triplets, **ACROSS** the category of free variables among triplets. The classic Phone ABX select triplets ON phone BY context, where 1)  $x$  and  $a$  share the same phone, with  $b$  of a different phone, and 2)  $x$ ,  $a$ , and  $b$  share identical phonetic context, e.g. bit [bit] vs beat [bit]. To evaluate how prominent phonetic

ABX type	on ( $A = X \neq B$ )	by ( $A = B = X$ )	across ( $A \neq X$ )
Accent	accent	word	speaker
Speaker	speaker	word, accent	—
Phone	phone	phone, context*	speaker

Table 2: Different ABX conditions for selecting  $(a, b, x)$  triplets to evaluate accent, speaker, and phonetic information accessibility.

\*: *context* refers to the previous and next phones.

information is, compared to other variables, such as speaker, most Phone ABX would also be conditioned **ACROSS** speaker, with  $a$  and  $b$  coming from the same speaker, with  $x$  from a different speaker, e.g.  $x = [\text{bit}]$  by speaker\_1,  $a = [\text{bit}]$  by speaker\_2,  $b = [\text{birt}]$  by speaker\_2. Table 2 lists the three different ABX conditions we use to evaluate accent, speaker, and phonetic information accessibility.

## B Selected ABX Accent-word Combination

After obtained a list of (accent  $A$  and  $B$ , word) combinations with scores measured on GenAID features, we take the first  $p\%$  of combination with lowest scores, which captures the most typical accent-specific pronunciation differences. A grid search on  $p\%$  is performed over 2.5%, 5%, 10%, 15% and 20%, and we reported results at 10%, which is the lowest percentage where the score starts to show a converging trend.

We take the first 25 selected combination as an example, presented in Table 3.

The table reveals a few well-established phonetic dimensions that underlie accent discrimination, successfully captured by our data-driven method. First, rhoticity emerges as a dominant cue. Words such as *first* and *work* sharply distinguish Southern or Northern English from Scottish and Irish accents, reflecting the systematic presence of post-vocalic /r/ in Scottish and Irish English and its absence in Southern English. The table shows that our metric takes good advantage of using rhoticity difference.

Second, differences in vowel quality, particularly in stressed lexical vowels, play a central role. For instance, *first* and *year* involve the near-front vowel spaces, which are realized as long centralized vowels in Southern English but shift toward more open or fronted realizations in Scottish and Irish English.

Third, consonantal realization, especially of /t/, contributes substantially to discrimination. Words

such as *scottish* and *last* contain environments where Scottish English strongly favors glottal or lenited realizations of /t/, in contrast to the more alveolar realizations found in Southern and Irish English.

Finally, patterns of vowel reduction and weak-form realization further differentiate accents. Function words such as *however*, *other*, and *from* show strong schwa reduction in Southern English, whereas Irish and Scottish English tend to preserve fuller vowel qualities. These differences in reduction strategies, particularly in unstressed positions, amplify accent contrasts and explain why relevant accent-word combinations are picked in the table.

From the analysis above, we can see the accent-word combination selected to evaluate accent ABX has a strong grounding in phonetic feature. The low accent accessibility results shown in Figure 4 and 3 authentically reflect the lack of accessible accent encoding in current speech representations and DSRTs.

## C Accent and Speaker Partition in Cross-Accent Voice Conversion

See Table 4.

## D Full Evaluation Results

Due to page limits, we report additional results here. Accent COS-SIM (to tar), Speaker COS-SIM (to tar), and WER exhibit reverse/similar trend, compared to Accent COS-SIM (to src), Speaker COS-SIM (to src), and PPG Distance, and are thus omitted in Figure 2 and 3. Information accessibility evaluation results across codebook sizes are also reported here in Figure 3.



Accent	Word	Accent <sub>b</sub>
SouthernEnglish	first	Scottish
NorthernEnglish	first	Scottish
SouthernEnglish	Scottish	Irish
SouthernEnglish	however	Scottish
SouthernEnglish	work	Scottish
NorthernEnglish	however	Scottish
Irish	last	Scottish
Scottish	Scottish	Irish
NorthernEnglish	Scottish	Irish
SouthernEnglish	work	Irish
NorthernEnglish	their	Scottish
SouthernEnglish	first	Irish
NorthernEnglish	however	Irish
SouthernEnglish	however	Irish
SouthernEnglish	their	Scottish
SouthernEnglish	never	Scottish
SouthernEnglish	year	Scottish
SouthernEnglish	next	Irish
SouthernEnglish	Mr.	Scottish
NorthernEnglish	year	Scottish
NorthernEnglish	other	Irish
SouthernEnglish	other	Irish
Scottish	first	SouthernEnglish
SouthernEnglish	from	Irish
Scottish	first	NorthernEnglish

Table 3: An example of the 25 triplet of (Accent  $A$ , Accent  $B$ , word) with lowest ABX error rates, selected based on GenAID (Zhong et al., 2025b) features on VCTK, applying to evaluate DSRT’s accent ABX error rate in the test.

Accent Group	Accent Region	Split	Speaker IDs
Seen during HiFiGAN training & Accent ABX word selection	Southern English	Train/Valid	p225, p226, p228, p229, p231, p232, p239, p240, p243, p250, p254, p257, p258
		Test	p268, p273, p274, p276
	Northern English	Train/Valid	p227, p230, p233, p236, p244, p256, p259, p267, p269, p270, p278, p279
		Test	p277, p282, p286, p287
	Scottish	Train/Valid	p234, p237, p241, p246, p247, p249, p252, p255, p260, p262, p263, p271, p272, p275, p281
		Test	p264, p265, p284, p285
	Irish	Train/Valid	p245, p266, p283, p288, p295
		Test	p298, p313, p340, p364
Likely seen during RepCodec training	Canadian	Test	p316, p317, p343, p363
	American Northeast	Test	p315, p339, p360, p361
	American Midwest	Test	p311, p333, p334, p341
	American South	Test	p301, p308, p310, p345
	American West	Test	p294, p299, p300, p318
Unseen accents	Northern Irish	Test	p292, p293, p304, p351
	South African	Test	p314, p323, p336, p347
	Indian	Test	p248, p251, p376
	Oceanian	Test	p326, p335, p374

Table 4: Accent grouping and train/test splits for VCTK speakers. Accents are grouped by whether they were seen during HiFiGAN training & Accent ABX word selection, likely seen during RepCodec training, or unseen during training.

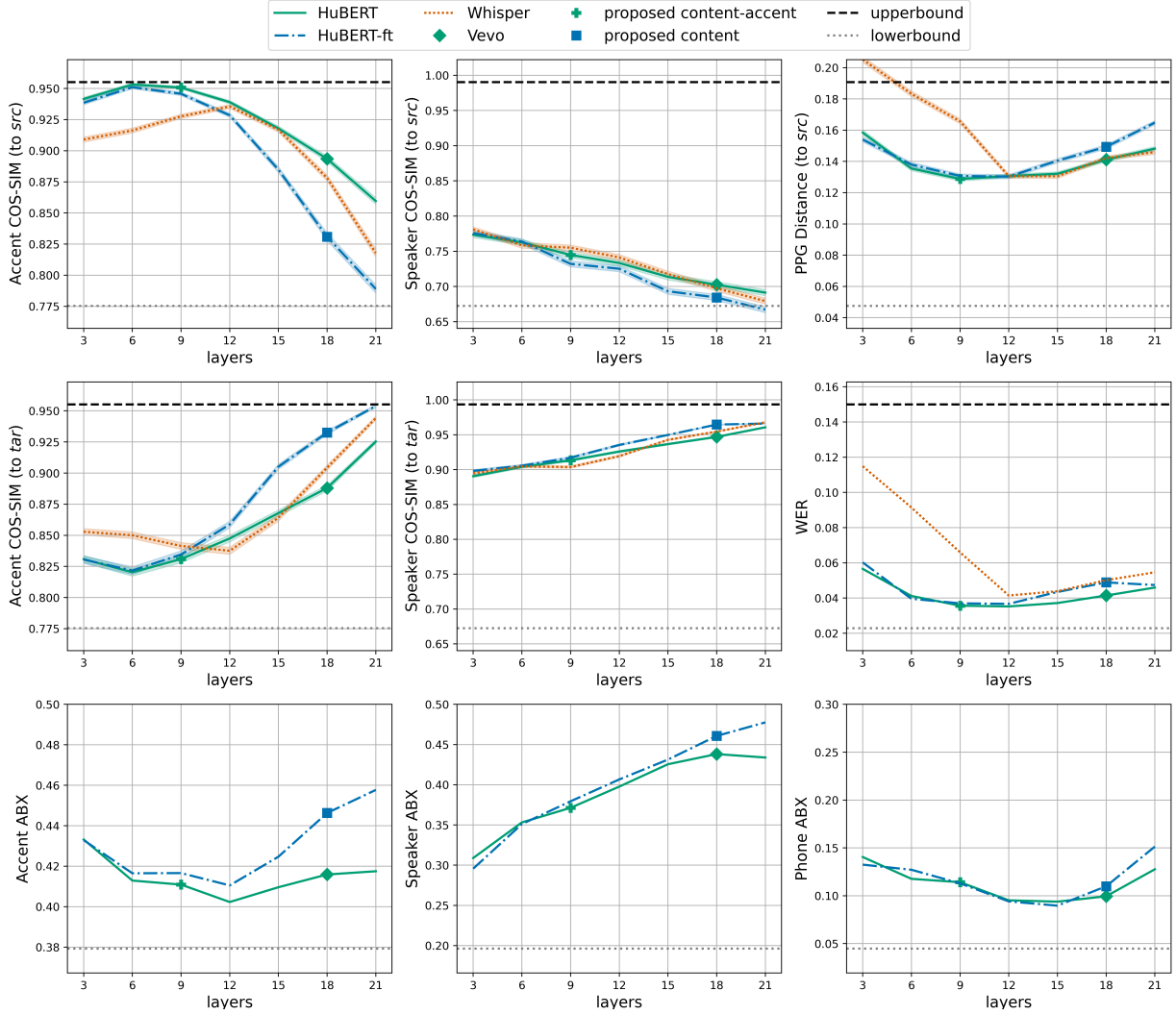


Figure 4: Accent, speaker, and phonetic information in different DSRTs across *layers* and *representations*.  
Full version of Figure 2.

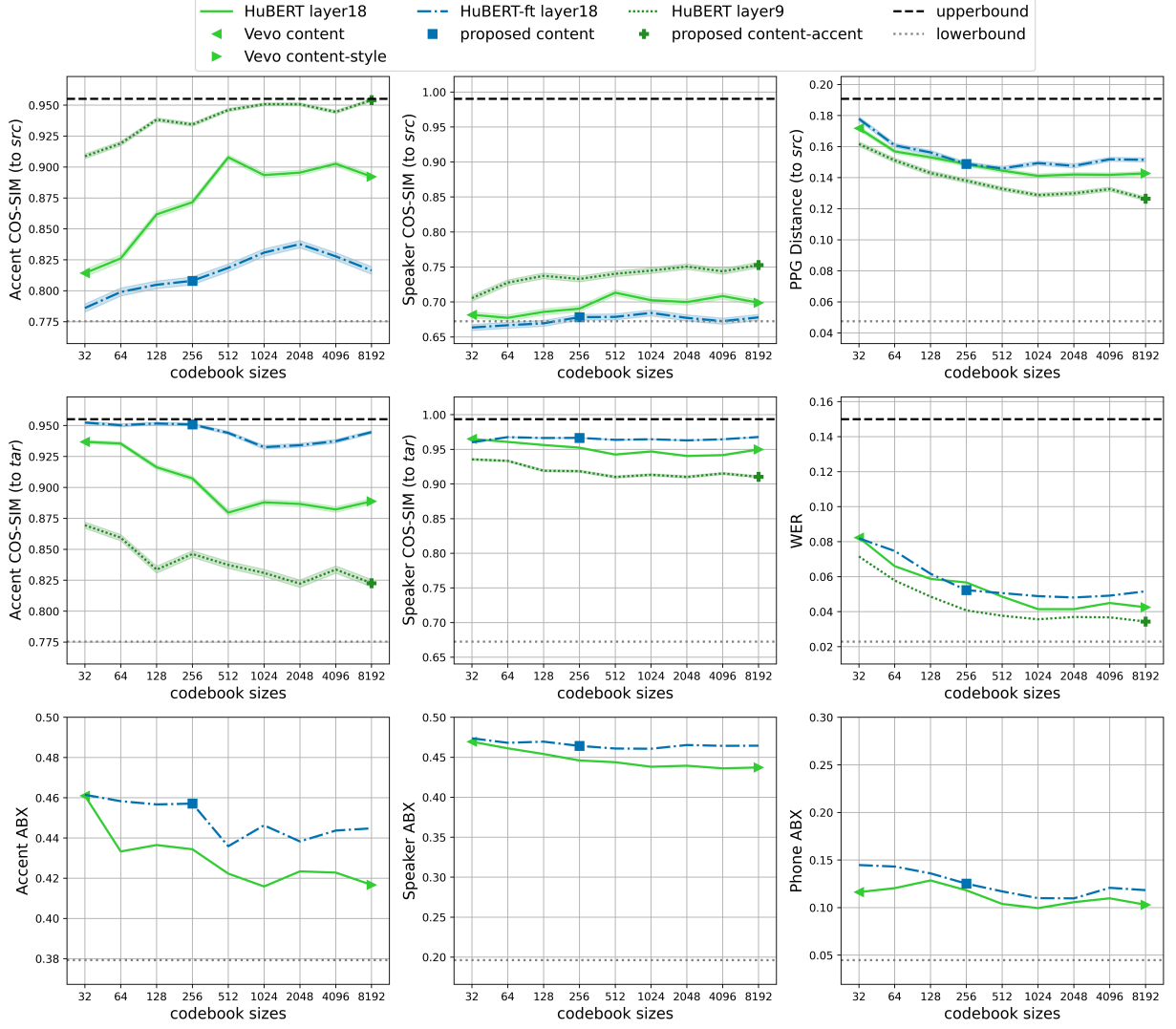


Figure 5: Accent, speaker, and phonetic information in different DSRTs across *codebook sizes*.  
Full version of Figure 3.