

# Revisiting Incremental Stochastic Majorization-Minimization Algorithms with Applications to Mixture of Experts

TrungKhang Tran<sup>\*,1</sup>, TrungTin Nguyen<sup>\*,2,3</sup>, Gersende Fort<sup>4</sup>, Tung Doan<sup>5</sup>,  
Hien Duy Nguyen<sup>6,7</sup>, Binh T. Nguyen<sup>8,9</sup>, Florence Forbes<sup>10</sup>, Christopher Drovandi<sup>2,3</sup>

<sup>1</sup>School of Computing, National University of Singapore, Singapore.

<sup>2</sup>ARC Centre of Excellence for the Mathematical Analysis of Cellular Systems.

<sup>3</sup>School of Mathematical Sciences, Queensland University of Technology, Brisbane, Australia.

<sup>4</sup>Laboratoire d'Analyse et d'Architecture des Systèmes, CNRS, Toulouse, France.

<sup>5</sup>School of Medicine and Dentistry, Griffith University, Brisbane, Australia.

<sup>6</sup>Department of Mathematics and Physical Sciences, La Trobe University, Melbourne Australia.

<sup>7</sup>Institute of Mathematics for Industry, Kyushu University, Fukuoka, Japan.

<sup>8</sup>Faculty of Mathematics and Computer Science, University of Science, Ho Chi Minh City, Vietnam.

<sup>9</sup>Vietnam National University, Ho Chi Minh City, Vietnam.

<sup>10</sup>Univ. Grenoble Alpes, Inria, CNRS, Grenoble INP, LJK, 38000, Grenoble, France.

## Abstract

Processing high-volume, streaming data is increasingly common in modern statistics and machine learning, where batch-mode algorithms are often impractical because they require repeated passes over the full dataset. This has motivated incremental stochastic estimation methods, including the incremental stochastic Expectation-Maximization (EM) algorithm formulated via stochastic approximation. In this work, we revisit and analyze an incremental stochastic variant of the Majorization-Minimization (MM) algorithm, which generalizes incremental stochastic EM as a special case. Our approach relaxes key EM requirements, such as explicit latent-variable representations, enabling broader applicability and greater algorithmic flexibility. We establish theoretical guarantees for the incremental stochastic MM algorithm, proving consistency in the sense that the iterates converge to a stationary point characterized by a vanishing gradient of the objective. We demonstrate these advantages on a softmax-gated mixture of experts (MoE) regression problem, for which no stochastic EM algorithm is available. Empirically, our method consistently outperforms widely used stochastic optimizers, including stochastic gradient descent, root mean square propagation, adaptive moment estimation, and second-order clipped stochastic optimization. These results support the development of new incremental stochastic algorithms, given the central role of softmax-gated MoE architectures in contemporary deep neural networks for heterogeneous data modeling. Beyond synthetic experiments, we also validate practical effectiveness on two real-world datasets, including a bioinformatics study of dent maize genotypes under drought stress that integrates high-dimensional proteomics with ecophysiological traits, where incremental stochastic MM yields stable gains in predictive performance.

\*Co-first author.

**Keywords:** Mixture of experts, majorization-minimization, expectation-maximization, parameter estimation, incremental stochastic algorithms, online algorithms, stochastic approximation, regression, classification.

## Contents

<b>1</b>	<b>Introduction</b>	<b>3</b>
1.1	Mixture of experts models . . . . .	3
1.2	Majorization–Minimization algorithms . . . . .	4
1.3	Contributions and practical implications . . . . .	4
<b>2</b>	<b>The incremental stochastic MM algorithm</b>	<b>5</b>
2.1	Primitive optimization problem . . . . .	5
2.2	Incremental MM algorithm . . . . .	6
<b>3</b>	<b>Convergence properties of the incremental stochastic MM algorithm</b>	<b>7</b>
3.1	Limiting points of Algorithm 1 and stationary points of the original optimization problem . . . . .	7
3.2	Consistency of the incremental stochastic MM algorithm . . . . .	8
<b>4</b>	<b>An application to the softmax-gated MoE models</b>	<b>9</b>
4.1	Softmax-gated Gaussian MoE (SGMoE) models for continuous output data . . . . .	10
4.1.1	Motivation for polynomial regression . . . . .	10
4.1.2	Identifiability of softmax-gated Gaussian MoE models . . . . .	10
4.1.3	Incremental stochastic MM algorithm for softmax-gated Gaussian MoE models . . . . .	11
4.2	Softmax-gated multinomial logistic MoE models for discrete output data . . . . .	12
4.2.1	Identifiability of softmax-gated multinomial logistic MoE models . . . . .	13
4.2.2	Incremental MM algorithm for softmax-gated multinomial logistic MoE models . . . . .	13
4.3	Why have other variants of incremental stochastic MM and EM algorithms not been successfully implemented in practice for the softmax-gated MoE models? . . . . .	14
4.3.1	Restrictive regularity conditions in existing incremental stochastic MM frameworks . . . . .	15
4.3.2	Failure of Lipschitz continuity, smoothness, and convexity for SGMoE . . . . .	16
<b>5</b>	<b>Numerical experiments</b>	<b>17</b>
5.1	Experimental settings . . . . .	17
5.2	Experiments on synthetic data . . . . .	17
5.2.1	Evaluation on synthetic data with perturbed ground truth initialization . . . . .	17
5.2.2	Evaluation on synthetic data with data-driven initialization . . . . .	18
5.3	Experiments on higher-dimensional synthetic data . . . . .	20
5.3.1	Evaluation on higher dimensional synthetic data with perturbed ground truth initialization . . . . .	20
5.3.2	Evaluation on higher dimensional synthetic data with data-driven initialization . . . . .	21
5.4	Experiments on real-world data . . . . .	22

5.4.1	Dent maize genotypes dataset . . . . .	22
5.4.2	Communities and Crime dataset . . . . .	22
<b>6</b>	<b>Conclusion and future investigation</b>	<b>23</b>
<b>A</b>	<b>Proofs of main results</b>	<b>24</b>
A.1	Proof of Proposition 1 . . . . .	24
A.2	Proof of Proposition 2 . . . . .	25
A.3	Proof of Theorem 1 . . . . .	25
A.4	Proof of Theorem 2 . . . . .	27
A.4.1	Proof of exponential family majorizer surrogate via Equation (18) in Proposition 3 . . . . .	27
A.4.2	Verification of assumptions in Theorem 2 . . . . .	28
A.5	Derivation of the Algorithm 2 . . . . .	31
A.5.1	Construction of the incremental stochastic MM algorithm for $O_{gate}$ . . . . .	31
A.5.2	Construction of the incremental stochastic MM algorithm for $O_{expert}$ . . . . .	31
A.5.3	Parameters update . . . . .	32
A.6	Proof of Theorem 3 . . . . .	35
A.6.1	Proof of surrogate function construction in Proposition 4 . . . . .	35
A.6.2	Verification of P 1 to 5, and Assumptions 1, 2 and 8 for the softmax-gated multinomial logistic MoE models . . . . .	36
A.7	Derivation of Algorithm 3 . . . . .	37
A.7.1	Construction of the incremental MM algorithm . . . . .	37
A.7.2	Parameters update . . . . .	37
<b>B</b>	<b>Technical proofs</b>	<b>38</b>
B.1	Proof of Lemma 2 . . . . .	38
B.2	Proof of Proposition 5 . . . . .	39
B.3	Proof of Lemma 6 . . . . .	39
<b>C</b>	<b>Technical results</b>	<b>39</b>

# 1 Introduction

## 1.1 Mixture of experts models

Mixture of Experts (MoE) models, originally introduced by [54, 60], are extensively utilized to capture intricate non-linear relationships between input and output variables in heterogeneous datasets. These models effectively address the dual challenges of regression and clustering by decomposing the predictive framework into a combination of gating models and expert models, both of which depend on the input variables. As a notable example of conditional computation [2, 19], MoE models allocate distinct experts to specific regions within the input space. This architecture allows MoE models to substantially enhance model capacity while maintaining nearly constant training and inference costs by leveraging only a subset of parameters for each example [122, 35, 24].

Moreover, MoE models have gained prominence due to their universal approximation capabilities and nearly optimal estimation rates in various contexts. These include mixture models [44, 116, 108,

51, 52, 107, 105, 20], mixture of regression models [33, 53], and more generally, mixture of experts models [58, 109, 100, 97, 102, 106, 93, 103, 92, 94, 74, 124, 46]. For a comprehensive overview of MoE models and their applications, we direct readers to the texts of [128, 85, 96, 104, 9].

## 1.2 Majorization–Minimization algorithms

The Expectation-Maximization (EM) [29, 87, 86] algorithm has become a fundamental tool in computational statistics, boasting a wide range of statistical and signal processing applications. Its significance was quickly recognized and embraced by the international statistical community. In contrast, the body of literature on the more general Majorization–Minimization (MM) algorithm [110, 25, 26, 71, 123, 95, 72, 84, 83] has traditionally been smaller. A key strength of these algorithms is their ability to leverage computationally efficient surrogate functions, which effectively replace challenging optimization objectives, thereby simplifying the computational iterations. While the MM principle can be recognized as early as the work of [110] in the context of line search methods, its first statistical application appeared in [25] and [26], in the context of multidimensional scaling. The limited recognition of these pioneering papers arguably delayed the broader adoption and development of MM algorithms within computational statistics. They are well-established optimization frameworks that play a pivotal role in the development of estimation methodologies for a wide range of data analysis models. While these frameworks are commonly applied to finite mixture models, their application to the more general MoE models, such as softmax-gated MoE models [54, 60], remains limited.

With the increasing volume of data and the incremental nature of data acquisition, significant advancements have been made in the development of incremental stochastic and mini-batch algorithms. These approaches enable model estimation without requiring simultaneous access to the entire dataset. Many incremental and mini-batch extensions of EM algorithms can be interpreted as instances of the classical Stochastic Approximation framework (see, e.g., [7, 67, 32, 40, 126]) and the online-EM formulations in [14, 13, 38, 41, 99, 66, 62, 23, 61, 111, 112, 17, 42, 39]. At the same time, there also exist incremental and sparse EM variants that are justified from a free-energy or variational viewpoint rather than from stochastic approximation, such as the framework of [90]. Numerical evaluations across this body of work show that such online and incremental EM-type procedures are highly effective for estimation in mixture models and related machine-learning problems. In contrast, incremental stochastic and mini-batch adaptations of MM algorithms have primarily been developed using techniques from incremental stochastic learning and convex optimization (see, e.g., [21, 48, 57, 69, 80, 117, 121]), with illustrative examples outlined in [84, 89, 98, 22, 81, 82, 77, 75, 76, 37, 31]. These methods have similarly proven valuable for addressing the challenges of optimizing complex models in incremental data environments.

## 1.3 Contributions and practical implications

In this paper, we revisit the Stochastic Approximation formulation of the incremental stochastic MM algorithm introduced in [98] (see also Algorithm 1 in [31]), developed within the framework of [14], and we provide an incremental stable MM scheme for modern MoE models. This approach adheres more closely to the fundamental principles of the original batch-mode EM algorithm, ensuring consistency with its theoretical and methodological foundations. Our approach imposes regularity assumptions concerning the surrogates and independent and identically distributed assumptions on the examples (see P 1 to P 4). Similar to recent contributions on stochastic MM (see e.g. [41, 31]), the incremental stochastic MM algorithm [98, 31] accommodates general surrogate functions and therefore encompasses the incremental stochastic EM algorithm outlined in [14, 13] which defines surrogate functions by using the latent variable stochastic representations. This feature is particularly advantageous when developing estimation algorithms for complex latent models such as MoE models (see, e.g., [101]) or optimization problems beyond the scope of inference in latent data models (see examples in Section 2.3 of [31]).

Additionally, the proposed approach is supported by theoretical guarantees about consistency. In particular, we provide sufficient conditions such that the algorithm yields a consistent and efficient estimator in the sense that it generates a sequence which, when stable with probability one, converges to a stationary point, where the gradient of the objective function vanishes; see Section 3 for further details. Such a theoretical analysis is notably absent in other widely-used stochastic online or incremental stochastic optimization algorithms, such as stochastic approximation or stochastic

gradient descent (SGD) [119], root mean square propagation (RMSProp) [50], adaptive moment estimation (Adam) [64, 30], and second-order clipped stochastic optimization (Sophia) [79], which are commonly applied to MoE models.

To demonstrate the practicality and effectiveness of our proposed method, we apply it to the softmax-gated MoE regression problem in Sections 4 and 5. This setting is particularly challenging, as existing variants of incremental stochastic EM and MM algorithms, such as those proposed in [14, 13, 99, 62], fail to be applicable; see Section 4.3 for a detailed discussion. Notably, our proposed incremental stochastic MM algorithms outperform state-of-the-art optimization methods, including SGD, RMSProp, Adam, and Sophia [79], in the task of fitting softmax-gated MoE models, as evidenced in Section 5. This is a significant result, especially considering the growing prominence of MoE models in modern statistics and machine learning [24, 129, 18, 35, 34, 113, 45, 56] for heterogeneous data analysis. MoE-based approaches have found widespread applicability across numerous domains, including robotics [55], speech recognition [127], natural language processing [34, 113, 115], computer vision [73], medicine [78, 8], planetary remote sensing [36, 65, 27], bioinformatics [3, 91], and the physical sciences [68].

Last but not least, in this work, we revisit and correct the bound presented in Lemma 2 of [5]. We provide a more explicit and rigorous formulation of the bound and leverage it to construct a valid majorizer for the softmax-gated MoE optimization problem. This corrected bound may be of independent interest to researchers developing or applying MM algorithms in the context of multinomial logistic regression.

**Notation.** Throughout the paper, the set  $\{1, 2, \dots, N\}$  is abbreviated as  $[N]$  for any positive integer  $N \in \mathbb{N}$ ;  $\mathbf{1}_N$  and  $\mathbf{I}_N$  denote the  $N$ -dimensional vector of ones and  $N \times N$  identity matrix, respectively. In accordance with standard conventions,  $\mathbf{A}^\top$  represents the transpose of a given vector or matrix  $\mathbf{A}$ , and all vectors  $\mathbf{v} = (v_1, \dots, v_N)^\top \equiv [v_1, \dots, v_N]^\top$  are expressed as column vectors. The Loewner order between two matrices is denoted by  $\mathbf{A} \succeq \mathbf{B}$ , implying that the matrix  $\mathbf{A} - \mathbf{B}$  is positive semi-definite (PSD). Additionally, the symbol  $\mathbf{A} \otimes \mathbf{B}$  refers to the Kronecker product (also known as the matrix direct product) of the matrices  $\mathbf{A}$  and  $\mathbf{B}$ . Let  $\langle \cdot, \cdot \rangle$  denote the Euclidean scalar product. Given any differentiable function  $f = (f_1, \dots, f_M)^\top : \mathbb{R}^T \rightarrow \mathbb{R}^M$ , we denote by  $\nabla_{\boldsymbol{\theta}} f = \left( \frac{\partial f}{\partial \theta_1}, \dots, \frac{\partial f}{\partial \theta_T} \right)^\top$  the gradient of  $f$  when  $M = 1$ , and by  $\nabla_{\boldsymbol{\theta}} f^\top$  the  $T \times M$  matrix whose columns are the gradients, that is,  $\nabla_{\boldsymbol{\theta}} f^\top = (\nabla_{\boldsymbol{\theta}} f_1, \dots, \nabla_{\boldsymbol{\theta}} f_M)$ . When the variable of differentiation is clear from the context, we may omit the subscript and simply write  $\nabla f$  instead of  $\nabla_{\boldsymbol{\theta}} f$ . Accordingly, the symbol  $\nabla_{\boldsymbol{\theta}} f^\top$  is to be understood as either a vector or a matrix, depending on whether the function  $f$  is scalar or vector-valued. In the latter case, the usual Jacobian matrix is the transpose of  $\nabla_{\boldsymbol{\theta}} f^\top$ . When  $f$  is twice differentiable, we use the notation  $\nabla_{\boldsymbol{\theta}}^2 f$  as the Hessian matrix which is a  $T \times T$  matrix with components given by  $[\nabla_{\boldsymbol{\theta}}^2 f]_{i,j} = \partial^2 f / \partial \theta_i \partial \theta_j$ ,  $i, j \in [T]$ . For any  $\mathbf{r} \in \mathbb{R}^D$  and any set  $\mathbb{S} \subset \mathbb{R}^D$ , we define  $d(\mathbf{r}, \mathbb{S}) := \inf_{\mathbf{s} \in \mathbb{S}} \|\mathbf{r} - \mathbf{s}\|$ , that is, the distance from  $\mathbf{r}$  to  $\mathbb{S}$ , where  $\|\cdot\|$  denotes the  $L_2$ -norm on  $\mathbb{R}^D$ . Finally, for any  $d \in \mathbb{N}$  and any vector  $\mathbf{x} = (x_1, x_2, \dots, x_D)^\top \in \mathbb{R}^D$ , we define the element-wise  $d$ -th power of  $\mathbf{x}$  by  $\mathbf{x}^d := (x_1^d, x_2^d, \dots, x_D^d)^\top$ .

**Paper organization.** The remainder of this paper is organized as follows. In Section 2, we provide an overview of the incremental stochastic MM algorithm, setting the foundation for subsequent discussions. In Section 3, we provide sufficient conditions for the consistency of the incremental stochastic MM algorithm, which are further substantiated through empirical evaluations. Applications to softmax-gated MoE models are presented in Section 4, followed by an experimental study in Section 5 to validate the theoretical findings. Then, we conclude the article and outline directions for future research in Section 6. Finally, all proofs of theoretical results are deferred to the supplementary material in Sections A to C.

## 2 The incremental stochastic MM algorithm

### 2.1 Primitive optimization problem

We begin by examining the following primitive optimization problem in a statistical framework:

$$\arg \min_{\boldsymbol{\theta} \in \mathbb{T}} \mathbb{E}_{\mathbf{z} \sim \mathbb{P}_\pi} [f(\boldsymbol{\theta}; \mathbf{z})] \equiv \arg \min_{\boldsymbol{\theta} \in \mathbb{T}} \mathbb{E}_\pi [f(\boldsymbol{\theta}; \mathbf{z})]. \quad (1)$$

In this context, the function  $f : \mathbb{T} \times \mathbb{Z} \rightarrow \mathbb{R}$  is measurable and represents a family indexed by the parameter  $\theta \in \mathbb{T}$ . The set  $\mathbb{T}$  is defined as a measurable open subset of  $\mathbb{R}^T$ , and  $\mathbb{Z} \subseteq \mathbb{R}^K$  is a Euclidean subspace endowed with its Borel sigma-algebra. Additionally,  $\mathbf{z}$  is an  $\mathbb{Z}$ -valued random variable on the probability space  $(\Omega, \mathcal{A}, \mathbb{P})$ , with its probability density function on  $\mathbb{Z}$  denoted by  $\pi$ . The symbols  $\mathbb{P}_\pi$  and  $\mathbb{E}_\pi$  are used to represent the probability measure and the expected value, respectively, under  $\pi$ .

In this paper, we focus on the scenario where the expectation  $\mathbb{E}_\pi [f(\theta; \mathbf{z})]$  is assumed to be finite on  $\mathbb{T}$  but cannot be expressed in closed form, and the corresponding optimization problem is addressed using an MM-based algorithm. According to the terminology introduced in [71], the function  $g : (\theta, \mathbf{z}, \tau) \mapsto g(\theta, \mathbf{z}; \tau)$ , defined over the domain  $\mathbb{T} \times \mathbb{Z} \times \mathbb{T}$ , is referred to as a *majorizer of  $f$*  if, for any  $\tau \in \mathbb{T}$  and any  $(\theta, \mathbf{z}) \in \mathbb{T} \times \mathbb{Z}$ , the following conditions are satisfied:

$$f(\theta; \mathbf{z}) - f(\tau; \mathbf{z}) \leq g(\theta, \mathbf{z}; \tau) - g(\tau, \mathbf{z}; \tau). \quad (2)$$

In this paper, we study the scenario in which the majorizer function  $g$  satisfies the following conditions:

**P 1** (Exponential family majorizer surrogate). *The majorizer surrogate  $g$  belongs to an exponential family:*

$$g(\theta, \mathbf{z}; \tau) := -\psi(\theta) + \langle \bar{\mathbf{S}}(\tau; \mathbf{z}), \phi(\theta) \rangle, \quad (3)$$

where  $\psi : \mathbb{T} \rightarrow \mathbb{R}$ ,  $\phi : \mathbb{T} \rightarrow \mathbb{R}^D$  and  $\bar{\mathbf{S}} : \mathbb{T} \times \mathbb{Z} \rightarrow \mathbb{R}^D$  are measurable functions. In addition,  $\phi$  and  $\psi$  are continuously differentiable on  $\mathbb{T}$ .

**P 2** (Convex set). *There exists a measurable, open, and convex set  $\mathbb{S} \subseteq \mathbb{R}^D$  such that*

$$\bar{\mathbf{S}}(\tau; \mathbf{z}) \in \mathbb{S} \text{ for all } (\tau, \mathbf{z}) \in \mathbb{T} \times \mathbb{Z}.$$

**P 3** (Incrementally independent and identically distributed data with finite expectation). *The expectation  $\mathbb{E}_\pi [\bar{\mathbf{S}}(\theta; \mathbf{z})]$  exists, lies within  $\mathbb{S}$ , for any  $\theta \in \mathbb{T}$ , but it not have a closed-form expression.*

*Nevertheless, an incremental sequence of independent examples  $\{\mathbf{z}_n, n \geq 0\}$ , distributed under  $\pi$ , is available. We assume that  $\{\mathbf{z}_n, n \geq 0\}$  are random variables on  $(\Omega, \mathcal{A}, \mathbb{P})$ .*

$$\mathbb{E}_\pi [f(\theta; \mathbf{z})] - \mathbb{E}_\pi [f(\tau; \mathbf{z})] \leq \psi(\tau) - \psi(\theta) + \langle \mathbb{E}_\pi [\bar{\mathbf{S}}(\tau; \mathbf{z})], \phi(\theta) - \phi(\tau) \rangle, \quad (4)$$

thereby we establish a valid majorizer function for the variation of the objective function  $\theta \mapsto \mathbb{E}_\pi [f(\theta; \mathbf{z})] - \mathbb{E}_\pi [f(\tau; \mathbf{z})]$  as follows:  $G(\cdot, \tau) - G(\tau, \tau)$  where  $G(\cdot, \tau) := -\psi(\cdot) + \langle \mathbb{E}_\pi [\bar{\mathbf{S}}(\tau; \mathbf{z})], \phi(\cdot) \rangle$ .

We also assume that the majorizing function  $\theta \mapsto g(\theta, \mathbf{z}; \tau)$  possesses a unique minimizer.

**P 4** (Unique global minimum). *For any  $\mathbf{s} \in \mathbb{S}$ , there exists a unique root in  $\mathbb{T}$  to the function  $\theta \mapsto -\nabla \psi(\theta) + \nabla \phi(\theta)^\top \mathbf{s}$ . This root corresponds to the unique global minimum of the function  $\theta \mapsto h(\mathbf{s}; \theta) := -\psi(\theta) + \langle \mathbf{s}, \phi(\theta) \rangle$  over  $\mathbb{T}$ . The root is denoted by  $\bar{\theta}(\mathbf{s})$ , where*

$$\bar{\theta}(\mathbf{s}) := \arg \min_{\theta \in \mathbb{T}} [-\psi(\theta) + \langle \mathbf{s}, \phi(\theta) \rangle], \quad -\nabla \psi(\bar{\theta}(\mathbf{s})) + \nabla \phi(\bar{\theta}(\mathbf{s}))^\top \mathbf{s} = \mathbf{0}. \quad (5)$$

A regularity assumption is also assumed on the objective function.

**P 5.** *The function  $\theta \mapsto \mathbb{E}_\pi [f(\theta; \mathbf{z})]$  is continuously differentiable on  $\mathbb{T}$ .*

## 2.2 Incremental MM algorithm

Given that the expectation in Equation (1) may lack a closed form, but infinitely large datasets  $\{\mathbf{z}_n, n \geq 0\}$  are available (as stated in P 3), we consider the Incremental (Online) MM algorithm introduced in [98] (see also [31], which is more general as it does not assume a specific form of the oracle of  $\mathbb{E}_\pi [\bar{\mathbf{S}}(\theta_n; \mathbf{z})]$ ) and is described in Algorithm 1.

This algorithm defines a sequence  $\{\mathbf{s}_n, n \geq 0\}$ , where the update mechanism, detailed in Equation (6), is a Stochastic Approximation iteration. The approach involves constructing a sequence of majorizer functions by defining their parameter  $\mathbf{s}_n$  within the functional space spanned by  $-\psi, \phi_1, \dots, \phi_D$ .

---

**Algorithm 1** Incremental MM algorithm

---

**Require:** Incremental data points  $\{z_n : n \geq 0\}$ , an initial value  $s_0 \in \mathbb{S}$  and positive step sizes  $\{\gamma_{n+1}, n \geq 0\}$  in  $(0, 1)$ .

**Ensure:** A  $\mathbb{T}$ -valued sequence  $\{\theta_n, n \geq 1\}$  and a  $\mathbb{S}$ -valued sequence  $\{s_n, n \geq 0\}$ .

1: **for**  $n = 0, 1, \dots$ , **do**

2:   Compute

$$s_{n+1} = s_n + \gamma_{n+1} \{ \bar{S}(\bar{\theta}(s_n); z_{n+1}) - s_n \}, \quad (6)$$

$$\theta_{n+1} = \bar{\theta}(s_{n+1}) := \arg \min_{\theta \in \mathbb{T}} [-\psi(\theta) + \langle s_{n+1}, \phi(\theta) \rangle]. \quad (7)$$

3: **end for**

---

Under P 2, it is readily seen that since  $s_0 \in \mathbb{S}$  and  $\gamma_n \in (0, 1)$

$$\mathbb{P}(\forall n \geq 0, s_n \in \mathbb{S}) = 1; \quad (8)$$

with probability one, the algorithm generates an  $\mathbb{S}$ -valued sequence.

### 3 Convergence properties of the incremental stochastic MM algorithm

In this section, we investigate the convergence properties of Algorithm 1. Throughout this section, it is assumed that the MM framework described by Equation (2) and P 1 to P 5 holds.

#### 3.1 Limiting points of Algorithm 1 and stationary points of the original optimization problem

Equation (6) in Algorithm 1 is a Stochastic Approximation algorithm [119]. Such iterative schemes are designed to solve root-finding (fixed-point) problems, that is, to find  $s^0$  such that  $\mathbb{E}_\pi[\bar{S}(\bar{\theta}(s^0); \mathbf{z})] = s^0$ . Thus, Algorithm 1 is formulated to approximate the intractable expectation at  $\bar{\theta}(s^0)$ , where  $s^0$  adheres to this fixed-point condition.

Proposition 1 was initially proposed and proved as Lemma 1 in [98]. For the sake of completeness and to maintain consistency with the notations used in our paper, we have also included the proof of Proposition 1 in Section A.1. Proposition 1 elucidates the connection between the limiting points of Equation (6) and the optimization problem defined in Equation (1). Notably, it demonstrates that any limiting value  $s^0$  corresponds to a stationary point  $\theta^0 := \bar{\theta}(s^0)$  of the objective function  $\mathbb{E}_\pi[f(\theta; \mathbf{z})]$ , indicating that  $\theta^0$  is a root of its derivative. The proof leverages the methodology presented in Proposition 1 of [14], which has also been used in Lemma 2 of [28], Proposition 1 of [38], Proposition 2.1 of [40], and the contemporaneous Proposition 1 of [31], to establish convergence rates for stochastic EM-type algorithms, including the incremental stochastic EM algorithm studied here. We commence by defining the following notations:

$$\eta(s) := \mathbb{E}_\pi[\bar{S}(\bar{\theta}(s); \mathbf{z})] - s, \quad \mathbb{F} := \{s \in \mathbb{S} : \eta(s) = \mathbf{0}\}. \quad (9)$$

**Proposition 1.** Let  $\mathbb{L}$  denote the set of stationary points of this function, defined as

$$\mathbb{L} := \{\theta \in \mathbb{T} : \nabla_\theta \mathbb{E}_\pi[f(\theta; \mathbf{z})] = \mathbf{0}\}.$$

If  $s^0 \in \mathbb{F}$ , then  $\bar{\theta}(s^0) \in \mathbb{L}$ . Conversely, if  $\theta^0 \in \mathbb{L}$ , it follows that  $s^0 := \mathbb{E}_\pi[\bar{S}(\theta^0; \mathbf{z})] \in \mathbb{F}$ .

**Additional regularity assumptions for Lyapunov function.** Leveraging the results from [28] on the asymptotic convergence of stochastic approximation algorithms, along with the additional regularity conditions specified in Assumptions 1 to 3 for  $\psi$ ,  $\phi$ , and  $\bar{\theta}$ , Proposition 2 (whose proof is detailed in Section A.2) establishes that the algorithm described in Equation (6) admits a continuously differentiable Lyapunov function  $V$ , defined on  $\mathbb{S}$  as

$$s \mapsto V(s) := \mathbb{E}_\pi[f(\bar{\theta}(s); \mathbf{z})],$$

which satisfies  $\langle \nabla V(s), \eta(s) \rangle \leq 0$ , with strict inequality holding outside the set  $\mathbb{F}$  (refer to [14, Prop. 2]). Furthermore, the additional regularity assumptions detailed below must also be satisfied, in addition to P 1 to 5.



**Assumption 1** (Twice continuously differentiable exponential family surrogate). *The parameter space  $\mathbb{T}$  is defined as a convex and open subset of  $\mathbb{R}^T$ , with the functions  $\psi$  and  $\phi$  in Equation (3) assumed to be twice continuously differentiable on  $\mathbb{T}$ .*

**Assumption 2** (Continuously differentiable global minimum function). *The global minimizer function  $s \mapsto \bar{\theta}(s)$ , defined in Equation (5), is continuously differentiable on  $\mathbb{S}$ .*

**Proposition 2.** *Under Assumption 1 and Assumption 2, the following holds:*

- (a) *The function  $V$  is continuously differentiable on  $\mathbb{S}$ .*
- (b) *For any  $s \in \mathbb{S}$ , we have  $\langle \nabla V(s), \eta(s) \rangle \leq 0$ , and  $\{s \in \mathbb{S} : \langle \nabla V(s), \eta(s) \rangle = 0\} \supseteq \mathbb{F}$ .*

### 3.2 Consistency of the incremental stochastic MM algorithm

We now establish the almost-sure convergence of the sequence  $\{s_n : n \geq 0\}$  stated in Theorem 1. The detailed proof is provided in Section A.3, where we verify the sufficient conditions for convergence of a general stochastic approximation algorithm as given in [1]. Moreover, the sequence  $\{\bar{\theta}(s_n), n \geq 0\}$  is also proven to converge almost surely to the set  $\mathbb{L}$ , which corresponds to the stationary points of the objective function  $\theta \mapsto \mathbb{E}_\pi[f(\theta; \mathbf{z})]$ .

To this end, we require the following assumptions on moment conditions on the statistics  $\bar{S}$ , on the model at hand, on the stability of the algorithm, and on the step sizes:

**Assumption 3** (Second finite moment). *For all compact subsets  $\mathbb{K} \subset \mathbb{S}$ ,*

$$\sup_{s \in \mathbb{K}} \mathbb{E}_\pi [\|\bar{S}(\bar{\theta}(s); \mathbf{z})\|^2] < \infty.$$

**Assumption 4.** *The function  $s \mapsto \eta(s)$  is continuous on  $\mathbb{S}$ . In addition,  $\{s \in \mathbb{S} : \langle \nabla V(s), \eta(s) \rangle = 0\} \subseteq \mathbb{F}$ .*

Combined with Proposition 2, Assumption 4 implies that the two sets are equal and are closed, since the set  $\mathbb{F}$  collects the zeros of a continuous function. It is established in the proof of Proposition 2 (see Section A.2) that

$$\langle \nabla V(s), \eta(s) \rangle = - \left( \{(\nabla \phi)(\bar{\theta}(s))\}^\top \eta(s) \right)^\top A(s) \left( \{(\nabla \phi)(\bar{\theta}(s))\}^\top \eta(s) \right),$$

where  $A(s)$  is a positive definite matrix under P 4. Consequently,  $\langle \nabla V(s), \eta(s) \rangle = 0$  iff  $\{(\nabla \phi)(\bar{\theta}(s))\}^\top \eta(s) = \mathbf{0}$ , so that if  $\{(\nabla \phi)(\bar{\theta}(s))\}$  has full row rank, then  $\eta(s) = \mathbf{0}$ . Thus, this rank condition is a sufficient condition for the two sets  $\{s : \langle \nabla V(s), \eta(s) \rangle = 0\}$  and  $\mathbb{F}$  to be equal.

**Assumption 5.** *The closure of  $V(\mathbb{F})$  has an empty interior.*

**Assumption 6** (Sublevel sets of the Lyapunov function). *There exist  $M_0 < M_1$  such that  $\mathbb{F} \subset \{s \in \mathbb{S} : V(s) < M_0\}$  and  $\{s \in \mathbb{S} : V(s) \leq M_1\}$  is compact.*

**Assumption 7** (Stability assumption). *With probability one, there exists a compact set  $\mathbb{K}$  of  $\mathbb{S}$  such that  $\mathbb{K} \cap \mathbb{F} \neq \emptyset$  and  $s_n \in \mathbb{K}$  for all  $n \geq 0$ .*

Assumption 7 states that, with probability one,  $\limsup_n \|s_n\| < \infty$  and  $\liminf_n d(s_n, \mathbb{S}^c) > 0$ . It imposes a stability assumption, which is not straightforward. In general, the stability of the algorithm can be guaranteed by truncating the algorithm updates, either within a fixed set, as outlined in [67, Chapter 2], or within a progressively expanding sequence of sets, as demonstrated in [1]. To maintain conciseness in the exposition, we refrain from explicitly performing these constructions, which also impact the convergence analysis, and leave them as directions for future work.

**Assumption 8.** *The step size sequence is a monotone nonincreasing sequence,  $\gamma_n \in (0, 1)$ ,  $\sum_n \gamma_n = +\infty$  and  $\sum_n \gamma_n^2 < \infty$ .*

Assumption 8 represents a conventional requirement for stochastic approximation methods employing vanishing step sizes, as highlighted in [67]. This condition is satisfied, for instance, by selecting the step size  $\gamma_n = \gamma_0 n^{-\alpha}$ , with  $\alpha$  belonging to the interval  $(\frac{1}{2}, 1]$ . The supplementary conditions that  $\gamma_n \in (0, 1)$  and that  $s_0 \in \mathbb{S}$ , together with P 2, ensure that the entire sequence  $\{s_n\}_{n \geq 0}$  remains in  $\mathbb{S}$  for all  $n$ .



**Theorem 1** (Consistency). *Let  $\mathbb{F}$  and  $\mathbb{L}$  be given by Equation (9) and Proposition 1. Under Assumption 1 to Assumption 8, with probability 1,*

$$\limsup_{n \rightarrow \infty} d(\mathbf{s}_n, \mathbb{K} \cap \mathbb{F}) = 0 \text{ and } \limsup_{n \rightarrow \infty} d(\boldsymbol{\theta}_n, \mathbb{L}) = 0. \quad (10)$$

## 4 An application to the softmax-gated MoE models

To demonstrate the effectiveness of the proposed approach, we consider a regression model that, as outlined in Section 2.1, represents a scenario where the expectation  $\mathbb{E}_\pi[f(\boldsymbol{\theta}; \mathbf{z})]$  in Equation (1) can not be explicitly computed in closed form. The associated optimization problem is therefore tackled using the MM-framework-based Algorithm 1 in Section 2.2.

**Softmax-gated MoE models for heterogeneous data.** We refer to the outputs  $\mathbf{y} \in \mathbb{Y}$ , as the target or response variables and the inputs  $\mathbf{x} \in \mathbb{X} \subset \mathbb{R}^P$ ,  $P \in \mathbb{N}$ , as the fixed explanatory or predictor variables. We consider an incremental sequence  $\{(\mathbf{x}_n, \mathbf{y}_n) : n \geq 1\}$  of i.i.d. copies of  $(\mathbf{x}, \mathbf{y}) =: \mathbf{z}$ , which follows a distribution characterized by the true but unknown probability density function  $\pi(\cdot | \mathbf{x} = \mathbf{x})$ . Here, the corresponding observed values are denoted by  $(\mathbf{x}, \mathbf{y}) =: \mathbf{z}$ . Motivated by universal approximation theorems for MoE models, the function  $\pi$  can be estimated using a softmax-gated MoE model, defined as:

$$s_{\boldsymbol{\theta}}(\mathbf{y} | \mathbf{x}) = \sum_{k=1}^K g_k(\mathbf{w}(\mathbf{x})) e_k(\mathbf{y}; \mathbf{v}(\mathbf{x})). \quad (11)$$

The softmax gating networks are defined as follows:

$$g_k(\mathbf{w}(\mathbf{x})) = \frac{\exp(w_k(\mathbf{x}))}{\sum_{l=1}^K \exp(w_l(\mathbf{x}))}, \quad \forall k \in [K].$$

Here,  $\mathbf{w}(\mathbf{x}) = (w_1(\mathbf{x}), \dots, w_K(\mathbf{x}))$  represents the weight functions, and the expert networks  $e_k(\mathbf{y}; \mathbf{v}(\mathbf{x}))$ , for all  $k \in [K]$ , are specified later in Sections 4.1 and 4.2 for continuous and discrete output variables respectively, and  $K$  is the number of mixture of expert components. In Equation (11),  $\boldsymbol{\theta}$  collects all *finite-dimensional* parameters that specify the gating and expert networks, i.e., the weight functions  $\{w_k(\cdot)\}_{k \in [K]}$  and the expert predictors  $\{v(\cdot)\}$  (and hence  $\{e_k(\cdot; \mathbf{v}(\cdot))\}$ ) are assumed to belong to a prescribed parametric family indexed by  $\boldsymbol{\theta}$ .

**From batch MM to incremental stochastic MM for softmax-gated MoE models.** Since the true conditional density  $\pi(\cdot | \mathbf{x} = \mathbf{x})$  is typically unknown, we formulate parameter learning for the softmax-gated MoE model in Equation (11) as an expected-risk minimization problem of the form Equation (1). We consider

$$\boldsymbol{\theta}^0 \in \arg \min_{\boldsymbol{\theta} \in \mathbb{T}} \mathbb{E}[f(\boldsymbol{\theta}; \mathbf{z})], \quad f(\boldsymbol{\theta}; \mathbf{z}) := \ell(\mathbf{y}, s_{\boldsymbol{\theta}}(\cdot | \mathbf{x})), \quad (12)$$

where  $s_{\boldsymbol{\theta}}(\mathbf{y} | \mathbf{x}) = \sum_{k=1}^K g_k(\mathbf{w}(\mathbf{x})) e_k(\mathbf{y}; \mathbf{v}(\mathbf{x}))$  is defined in Equation (11), and  $\ell(\cdot, \cdot)$  is a chosen loss (e.g., a proper scoring rule). Here, we consider the negative log predictive density, i.e.,

$$\ell(\mathbf{y}, s_{\boldsymbol{\theta}}(\cdot | \mathbf{x})) = -\log s_{\boldsymbol{\theta}}(\mathbf{y} | \mathbf{x}). \quad (13)$$

The expectation in Equation (12) is taken with respect to the joint law of  $\mathbf{z} = (\mathbf{x}, \mathbf{y})$ : equivalently,  $\mathbb{E}[f(\boldsymbol{\theta}; \mathbf{z})] = \mathbb{E}_{\mathbf{x}}[\mathbb{E}_{\mathbf{y}|\mathbf{x}}[-\log s_{\boldsymbol{\theta}}(\mathbf{y} | \mathbf{x}) | \mathbf{x}]]$ , so  $\boldsymbol{\theta}^0$  is a single global parameter (it does not depend on  $\mathbf{x}$ ). In general, the expectation  $\mathbb{E}[f(\boldsymbol{\theta}; \mathbf{z})]$  is not available in closed form. A direct batch strategy would replace  $\mathbb{E}[f(\boldsymbol{\theta}; \mathbf{z})]$  by an empirical average based on  $\{\mathbf{z}_n\}_{1 \leq n \leq N}$  and then apply an MM procedure to this finite-sum objective. However, such a batch approach implicitly assumes the availability of the entire dataset  $\{\mathbf{z}_n\}_{1 \leq n \leq N}$  for each  $N$ , which is infeasible in practice when observations are accessed as a stream and when memory constraints make storing the full sequence impossible for large  $N$ . Accordingly, we work under P 3, where an incremental stream of i.i.d. observations  $\{\mathbf{z}_n = (\mathbf{x}_n, \mathbf{y}_n)\}_{n \geq 0}$  is available. We therefore apply the incremental (online) MM scheme in Algorithm 1. This algorithm maintains an auxiliary statistic sequence  $\{\mathbf{s}_n\}_{n \geq 0}$  updated by the stochastic approximation recursion Equation (6), which constructs data-driven majorizer surrogates within the functional class spanned by  $-\psi, \phi_1, \dots, \phi_D$  (see P 1). The parameter iterate is then obtained via the deterministic map  $\boldsymbol{\theta}_{n+1} = \boldsymbol{\theta}(\mathbf{s}_{n+1})$  in Equation (7).

#### 4.1 Softmax-gated Gaussian MoE (SGMoE) models for continuous output data

In this case, the response variable  $\mathbf{y}$  is continuous, *i.e.*,  $\mathbf{y} \in \mathbb{Y} \subset \mathbb{R}^Q$ ,  $Q \in \mathbb{N}$ , and the Gaussian expert,  $e_k(\mathbf{y}; \mathbf{v}(\mathbf{x})) := \mathcal{N}(\mathbf{y}, \boldsymbol{\mu}_k(\mathbf{x}), \boldsymbol{\Sigma}_k)$ , is parameterized by the mean function  $\boldsymbol{\mu}_k(\mathbf{x})$  and the covariance matrix  $\boldsymbol{\Sigma}_k$ , *i.e.*,

$$e_k(\mathbf{y}; \mathbf{v}(\mathbf{x})) := \mathcal{N}(\mathbf{y}; \boldsymbol{\mu}_k(\mathbf{x}), \boldsymbol{\Sigma}_k) = \frac{\exp\left(-\frac{1}{2}(\mathbf{y} - \boldsymbol{\mu}_k(\mathbf{x}))^\top \boldsymbol{\Sigma}_k^{-1}(\mathbf{y} - \boldsymbol{\mu}_k(\mathbf{x}))\right)}{\sqrt{(2\pi)^Q |\boldsymbol{\Sigma}_k|}}.$$

For simplicity, we assume that  $\boldsymbol{\Sigma}_k$  is diagonal, with diagonal entries  $\sigma_{k,q}^2$  for  $q \in [Q]$ . We leave the extension to a general covariance matrix for future work.

##### 4.1.1 Motivation for polynomial regression

To address the heterogeneous regression problem, certain authors have employed softmax-gated Gaussian MoE models under specific simplifying assumptions. Notably, [15, 16] explored Gaussian MoE models for multiple regression with univariate output variables, where both the weights and means are modeled as linear functions of the input variables. However, this linear assumption restricts the capacity of MoE models. Indeed, in the context of convolutional neural networks, [19] empirically demonstrated that while mixtures of linear experts outperform single-expert models, they fall significantly short when compared to mixtures of non-linear experts. Motivated by these findings, we aim to enhance the flexibility of MoE models by incorporating nonlinearities. Specifically, we define the gating weights and expert means as polynomials of the input variables. Regarding the convergence properties of such polynomial-based MoE models, we refer to [88], which provides insights into the optimal convergence rates of MoE models where each expert employs a polynomial regression framework. Motivated by regression with polynomial features, both the gating weights  $w_k$  and the expert means  $\boldsymbol{\mu}_k$  are modeled as polynomial functions of the input variables  $\mathbf{x}$ , as follows: given any  $\boldsymbol{\omega}_{k,d} = (\omega_{k,d,p})_{p \in [P]} \in \mathbb{R}^P$ ,

$$w_k(\mathbf{x}) := w_k(\mathbf{x}; \boldsymbol{\omega}_k) = \sum_{d=0}^{D_W} \boldsymbol{\omega}_{k,d}^\top \mathbf{x}^d = \sum_{d=0}^{D_W} \left( \sum_{p=1}^P \omega_{k,d,p} x_p^d \right),$$

$$\boldsymbol{\mu}_k(\mathbf{x}) := \boldsymbol{\mu}_k(\mathbf{x}; \boldsymbol{\Upsilon}_k) = \sum_{d=0}^{D_V} \boldsymbol{\Upsilon}_{k,d} \mathbf{x}^d, \text{ with } \boldsymbol{\Upsilon}_{k,d} \in \mathbb{R}^{Q \times P}.$$

Then, let  $\boldsymbol{\omega} = (\boldsymbol{\omega}_k)_{k \in [K]}$ ,  $\boldsymbol{\omega}_k = (\omega_{k,d,p})_{d \in \{0, \dots, D_W\}, p \in [P]}$  and  $\boldsymbol{\Upsilon}_k = (\boldsymbol{\Upsilon}_{k,d})_{d \in \{0, 1, \dots, D_V\}}$  be the tuples of unknown coefficients with the maximum degrees  $D_W$  and  $D_V$  of polynomials for the weight and mean functions, respectively. Subsequently, the unknown parameters of the model are denoted as follows:  $\boldsymbol{\theta} = (\boldsymbol{\omega}_k, \boldsymbol{\Upsilon}_k, \boldsymbol{\Sigma}_k)_{k \in [K]}$ .

At this point, the global regression function is defined as the conditional expectation of the mixed probability density function in Equation (11), that is

$$m(\mathbf{x}) = \mathbb{E}(\mathbf{y}|\mathbf{x}) = \sum_{k=1}^K g_k(w(\mathbf{x})) \boldsymbol{\mu}_k(\mathbf{x}), \quad (14)$$

##### 4.1.2 Identifiability of softmax-gated Gaussian MoE models

It is worth noting that if we translate  $\boldsymbol{\omega}_{k,d}$  to  $\boldsymbol{\omega}_{k,d} + \mathbf{t}$ ,  $\mathbf{t} \in \mathbb{R}^P$ , the values of the softmax gating function remain unchanged. This implies that the gating parameters  $\boldsymbol{\omega}_{k,d}$  are identifiable only up to a translation. This issue has also been discussed and addressed in the context of establishing the convergence rate of parameter estimation via MLE for softmax-gated Gaussian MoE models in [93]. To alleviate this problem, based on [49, 59], we parameterize the gating parameters via the constraints, without loss of generality,  $\{\omega_{K,d,p}\}_{d \in \{0, \dots, D_W\}, p \in [P]} = \mathbf{0}$  such that

$$g_K(\mathbf{x}; \boldsymbol{\omega}) := 1 - \sum_{k=1}^{K-1} g_k(\mathbf{x}, \boldsymbol{\omega}), \quad g_k(\mathbf{x}; \boldsymbol{\omega}) := \frac{\exp(w_k(\mathbf{x}; \boldsymbol{\omega}_k))}{1 + \sum_{l=1}^{K-1} \exp(w_l(\mathbf{x}; \boldsymbol{\omega}_l))}, \quad \forall k \in [K-1].$$

#### 4.1.3 Incremental stochastic MM algorithm for softmax-gated Gaussian MoE models

We begin by introducing the following notations:

- $\mathbf{s}_{n,4,k:q}$  is the segment of the vector  $\mathbf{s}_{n,4}$  spanning from position  $\{(k-1)Q + q\} - 1$  to  $\{(k-1)Q + q\}P(D_V + 1)$ . Similarly,  $\mathbf{s}_{n,5,k:q}$  denotes the segment of the vector  $\mathbf{s}_{n,5}$  ranging from position  $\{(k-1)Q + q\} - 1$  to  $\{(k-1)Q + q\}[P(D_V + 1)]^2 + 1$ .
- $s_{n,3,kq}$  is the  $kq$ -th component of the vector  $\mathbf{s}_{n,3}$ , while  $s_{n,6,kq}$  denotes the  $kq$ -th component of the vector  $\mathbf{s}_{n,6}$ .
- $\text{mat}(\mathbf{s}_{n+1,2})$  is the process of reshaping the vector  $\mathbf{s}_{n+1,2}$  into a matrix with dimensions  $(K-1)(D_W + 1)P \times (K-1)(D_W + 1)P$ . Similarly,  $\text{mat}(\mathbf{s}_{n+1,5,k})$  denotes the reshaping of the vector  $\mathbf{s}_{n+1,5,k:q}$  into a square matrix of dimensions  $P(D_V + 1) \times P(D_V + 1)$ .
- The posterior probability that the data point  $(\mathbf{x}_n, \mathbf{y}_n)$  belongs to the  $k$ -th expert is

$$\tau_{n,k} = \frac{\mathbf{g}_k(\mathbf{x}_n; \boldsymbol{\omega}_n) \mathcal{N}(\mathbf{y}_n; \boldsymbol{\mu}_{n,k}(\mathbf{x}_n; \boldsymbol{\Upsilon}_{n,k}), \boldsymbol{\Sigma}_{n,k})}{\sum_{l=1}^K \mathbf{g}_l(\mathbf{x}_n; \boldsymbol{\omega}_n) \mathcal{N}(\mathbf{y}_n; \boldsymbol{\mu}_{n,l}(\mathbf{x}_n; \boldsymbol{\Upsilon}_{n,l}), \boldsymbol{\Sigma}_{n,l})}, \quad (15)$$

where,  $\boldsymbol{\theta}_n = (\boldsymbol{\omega}_{n,k}, \boldsymbol{\Upsilon}_{n,k}, \boldsymbol{\Sigma}_{n,k})_{k \in [K]}$  denotes the parameter vector at the  $n$ -th iteration (time point).

- $\boldsymbol{\xi}_n = [\tau_{n,1}x_{n,1}^0, \tau_{n,1}x_{n,1}^1, \dots, \tau_{n,1}x_{n,1}^{D_W}, \dots, \tau_{n,K-1}x_{n,1}^{D_W}, \dots, \tau_{n,K-1}x_{n,P}^{D_W}]^\top$ .
- $\boldsymbol{\tau}_{n,:} = [\tau_{n,1}, \tau_{n,2}, \dots, \tau_{n,K}]^\top$ ,  $\mathbf{r}_n = \text{vec}([\mathbf{x}_n^0, \mathbf{x}_n, \mathbf{x}_n^2, \dots, \mathbf{x}_n^{D_V}])$ .
- $\boldsymbol{\Upsilon}_k = [\boldsymbol{\Upsilon}_{k,0}, \dots, \boldsymbol{\Upsilon}_{k,D_V}]$ ,  $\boldsymbol{\Upsilon}_{k,q,:}$  is the vector containing the  $q$ -th row of  $\boldsymbol{\Upsilon}_k$  for  $q \in [Q]$ .
- Given  $\hat{\mathbf{x}}_n = [x_{n,1}^0, \dots, x_{n,1}^{D_W}, \dots, x_{n,P}^0, \dots, x_{n,P}^{D_W}]^\top$ , we define the following matrix:

$$\mathbf{B}_{n,K} = \left( \frac{3}{4} \mathbf{I}_{K-1} - \frac{\mathbf{1}_{K-1} \mathbf{1}_{K-1}^\top}{2(K-1)} \right) \otimes \hat{\mathbf{x}}_n \hat{\mathbf{x}}_n^\top + \varepsilon^* \mathbf{I}_{(K-1)P(D_W+1)}, \quad (16)$$

where  $\varepsilon^*$  is a positive real number chosen sufficiently small.

With  $\mathbf{B}_{n,K}$  defined in Equation (16), it can be proven that any eigenvalue of  $\mathbf{B}_{n,K}$  is bounded in the interval  $\left(\frac{1}{M_0}, M_0\right)$  for some positive real number  $M_0$ . Then we can define  $\mathbb{S}$  as follows:

$$\begin{aligned} \mathbb{S} = \{ & (\mathbf{s}_1, \text{vec}(\mathbf{S}_2), \mathbf{s}_3, \mathbf{s}_4, \mathbf{s}_5, \mathbf{s}_6) : \mathbf{s}_1 \in \mathbb{R}^{(K-1)P(D_W+1)}, \\ & \mathbf{S}_2 \in \mathbb{R}^{(K-1)P(D_W+1) \times (K-1)P(D_W+1)}, \\ & \mathbf{S}_2 \succeq \mathbf{0}, \lambda \in \left(\frac{1}{M_0}, M_0\right) \text{ for all eigenvalues } \lambda \text{ of } \mathbf{S}_2; \\ & \mathbf{s}_3 \in \mathbb{R}^{KQ}; \quad \mathbf{s}_4 \in \mathbb{R}^{KPQ(D_V+1)}; \quad \mathbf{s}_6 \in \mathbb{R}_+^{KQ}; \\ & \mathbf{s}_5 \in \mathbb{R}^{KQ(P(D_V+1))^2}, \text{mat}(\mathbf{s}_{5,k:q}) \succeq \mathbf{0} \text{ for all } k \in [K], q \in [Q] \}. \end{aligned} \quad (17)$$

Through essential inequalities for constructing surrogate functions as outlined in Section C, and following the procedure in Section 2.2, we derive the exponential family majorizer surrogate function for Equation (13). This is formally presented in Proposition 3 and its proof is provided in Section A.4.1.

**Proposition 3.** *The construction of the exponential family majorizer surrogate function for the softmax-gated Gaussian MoE models is as follows:*

$$\begin{aligned} -\log s_{\boldsymbol{\theta}}(\mathbf{y}_n | \mathbf{x}_n) & \leq \sum_{k=1}^K \tau_{n,k} \log(\tau_{n,k}) + \underline{\mathbf{g}}(\boldsymbol{\omega}_n; \mathbf{x}_n) - \boldsymbol{\omega}_n^\top \nabla \underline{\mathbf{g}}(\boldsymbol{\omega}_n; \mathbf{x}_n) - \sum_{k=1}^K \tau_{n,k} w_k(\mathbf{x}_n) \\ & \quad + \left\{ \boldsymbol{\omega}^\top \nabla \underline{\mathbf{g}}(\boldsymbol{\omega}_n; \mathbf{x}_n) + \frac{1}{2} (\boldsymbol{\omega} - \boldsymbol{\omega}_n^\top) \mathbf{B}_{n,K} (\boldsymbol{\omega} - \boldsymbol{\omega}_n) \right\} \\ & \quad - \sum_{k=1}^K \tau_{n,k} [\log(\mathcal{N}(\mathbf{y}_n, \boldsymbol{\mu}_k(\mathbf{x}_n), \boldsymbol{\Sigma}_k))] =: -\log[g(\boldsymbol{\theta}, \mathbf{x}_n, \mathbf{y}_n; \boldsymbol{\theta}_n)]. \end{aligned} \quad (18)$$

Here  $\underline{g}(\omega_n; \mathbf{x}_n) = \log \left( 1 + \sum_{k=1}^{K-1} \exp(w_{n,k}(\mathbf{x}_n)) \right)$  where  $w_{n,k}(\mathbf{x}_n) = \sum_{d=0}^{D_W} \omega_{n,k,d}^\top \mathbf{x}_n^d$ .

We adapt the incremental stochastic MM algorithm [Algorithm 1](#) for the softmax-gated Gaussian MoE models as in [Algorithm 2](#) as follows.

---

**Algorithm 2** Incremental stochastic MM algorithm for softmax-gated Gaussian MoE models

---

**Require:** Incremental data points  $\{(\mathbf{x}_n, \mathbf{y}_n) : n \geq 0\}$ , positive step sizes  $\{\gamma_{n+1}, n \geq 1\}$  in  $(0, 1)$  and an initial value  $\mathbf{s}_0 = (\mathbf{s}_{0,1}, \dots, \mathbf{s}_{0,6}) \in \mathbb{S}$ , where  $\mathbb{S}$  is defined in [Equation \(17\)](#), such that:

$$\begin{aligned} \text{mat}(\mathbf{s}_{0,2}) &\succeq \mathbf{0}, \mathbf{s}_{0,3} = \mathbf{1}_{KQ}, \widehat{\mathbf{s}} \in \mathbb{R}^{P(D_V+1)}, \mathbf{s}_{0,4} = \mathbf{1}_{KQ} \otimes \widehat{\mathbf{s}}, \\ \mathbf{s}_{0,5} &= \mathbf{1}_{KQ} \otimes \text{vec}(\widehat{\mathbf{s}}\widehat{\mathbf{s}}^\top + \mathbf{I}_{P(D_V+1)}), \mathbf{s}_{0,6} > 0. \end{aligned}$$

**Ensure:** A  $\mathbb{T}$ -valued sequence  $\{\theta_n, n \geq 0\}$  and a  $\mathbb{S}$ -valued sequence  $\{\mathbf{s}_n, n \geq 0\}$ .

1: **for**  $n = 0, 1, \dots$ , **do**

2:     Compute

$$\begin{aligned} \mathbf{s}_{n+1,1} &= \mathbf{s}_{n,1} + \gamma_{n+1} (-\xi_{n+1} + \nabla \underline{g}(\omega_n; \mathbf{x}_n) - \mathbf{B}_{n+1,K} \omega_n - \mathbf{s}_{n,1}), \\ \mathbf{s}_{n+1,2} &= \mathbf{s}_{n,2} + \gamma_{n+1} \left[ \frac{1}{2} \text{vec}(\mathbf{B}_{n+1,K}) - \mathbf{s}_{n,2} \right], \\ \mathbf{s}_{n+1,3} &= \mathbf{s}_{n,3} + \gamma_{n+1} (\tau_{n+1,:} \otimes \mathbf{y}_{n+1}^2 - \mathbf{s}_{n,3}), \\ \mathbf{s}_{n+1,4} &= \mathbf{s}_{n,4} + \gamma_{n+1} (-2\tau_{n+1,:} \otimes (\mathbf{y}_{n+1} \otimes \mathbf{r}_{n+1}) - \mathbf{s}_{n,4}), \\ \mathbf{s}_{n+1,5} &= \mathbf{s}_{n,5} + \gamma_{n+1} (\tau_{n+1,:} \otimes (\text{vec}(\mathbf{r}_{n+1} \mathbf{r}_{n+1}^\top) \otimes \mathbf{1}_Q) - \mathbf{s}_{n,5}), \\ \mathbf{s}_{n+1,6} &= \mathbf{s}_{n,6} + \gamma_{n+1} (\tau_{n+1,:} \otimes \mathbf{1}_Q - \mathbf{s}_{n,6}), \\ \omega_{n+1} &= -(2 \text{mat}(\mathbf{s}_{n+1,2}))^{-1} \mathbf{s}_{n+1,1}, \\ \Upsilon_{n+1,k,q,:} &= -(2 \text{mat}(\mathbf{s}_{n+1,5,k:q}))^{-1} \mathbf{s}_{n+1,4,k:q}, \\ \sigma_{n+1,k,q}^2 &= \frac{\mathbf{s}_{n+1,3,k,q} + \mathbf{s}_{n+1,4,k:q}^\top \Upsilon_{k,q,:}^\top + \mathbf{s}_{n+1,5,k:q}^\top \text{vec}(\Upsilon_{k,q,:}^\top \Upsilon_{k,q,:})}{\mathbf{s}_{n+1,6,k,q}}, \\ \theta_{n+1} &= (\omega_{n+1,k,p}, \Upsilon_{n+1,k,q,:}, \sigma_{n+1,k,q}^2)_{k \in [K]; q \in [Q]; p \in [P]}. \end{aligned}$$

3: **end for**

---

A proof of [Theorem 2](#), which provides the theoretical guarantees for [Algorithm 2](#), is given in [Section A.4](#). Meanwhile, a detailed derivation of the update procedure in [Algorithm 2](#) is presented in [Section A.5](#).

**Theorem 2** (Stability and consistency for [Algorithm 2](#)). *Consider the softmax-gated Gaussian MoE setting described in [Section 4.1](#), and assume that the covariates and responses are bounded. With the surrogate construction given in [Equation \(18\)](#) and the choice of  $\mathbf{B}_{n,K}$  in [Equation \(16\)](#), the model-specific assumptions [P 1 to 5](#) and [Assumptions 1 to 3](#) and [7](#) are verified (see [Section A.4.2](#)). The remaining assumptions required to invoke the general stochastic-approximation convergence results are treated as standing assumptions for this MoE instantiation, namely [Assumptions 4 to 6](#) (Lyapunov-level regularity, stability, and compact sublevel sets for almost-sure convergence). In addition, the step-size condition [Assumption 8](#) can be enforced by design, for example by taking  $\gamma_n = \gamma_0 n^{-\alpha}$  with  $\alpha \in (\frac{1}{2}, 1]$  and  $\gamma_0 \in (0, 1)$ . Under the verified assumptions above, together with these standing assumptions, the conclusions of [Propositions 1 and 2](#) and [Theorem 1](#) apply to [Algorithm 2](#).*

## 4.2 Softmax-gated multinomial logistic MoE models for discrete output data

In this situation, the output variable  $\mathbf{y} \in \mathbb{Y} := [M]$ ,  $M \in \mathbb{N}$ , is a discrete response variable. Furthermore, the multinomial (multiclass) logistic regression expert network is defined via the

conditional probability function as follows:

$$\mathbf{e}_k(y = m; \mathbf{v}(\mathbf{x}; \mathbf{v})) := \mathbf{e}_k(\mathbf{v}_{y_n}(\mathbf{x}_n; \mathbf{v})) = \frac{\exp(v_{m,k}(\mathbf{x}))}{\sum_{l=1}^M \exp(v_{l,k}(\mathbf{x}))}, \forall k \in [K], \forall m \in [M].$$

Here the expert function  $\mathbf{v} = (\mathbf{v}_m)_{m \in [M]} = (v_{m,k})_{m \in [M], k \in [K]}$  is modeled as polynomial function of the input variable  $\mathbf{x}$  as follows:

$$v_{m,k}(\mathbf{x}) = \sum_{d=0}^{D_V} \mathbf{v}_{m,k,d}^\top \mathbf{x}^d = \sum_{d=0}^{D_V} \left( \sum_{p=1}^P v_{m,k,d,p} x_p^d \right) \text{ for any } \mathbf{v}_{m,k,d} = (v_{m,k,d,p})_{p \in [P]} \in \mathbb{R}^P.$$

Then, let  $\boldsymbol{\omega} = (\boldsymbol{\omega}_k)_{k \in [K]}$  where  $\boldsymbol{\omega}_k = (\omega_{k,d,p})_{d \in \{0, \dots, D_W\}, p \in [P]}$  and  $\mathbf{v} = (\mathbf{v}_m)_{m \in [M]} = (\mathbf{v}_{m,k})_{m \in [M], k \in [K]}$  where  $\mathbf{v}_{m,k} = (v_{m,k,d,p})_{d \in \{0, 1, \dots, D_V\}, p \in [P]}$  be the tuples of unknown coefficients with the maximum degrees  $D_W$  and  $D_V$  of polynomials for the softmax-gated and expert functions, respectively. Then, we define

$$\mathbf{e}_k(y = m; \mathbf{v}(\mathbf{x}; \mathbf{v})) := \mathbf{e}_k(\mathbf{v}_{y_n}(\mathbf{x}_n; \mathbf{v})), \forall k \in [K].$$

Finally, the unknown parameters of the softmax-gated multinomial logistic MoE models are denoted as follows:  $\boldsymbol{\theta} = (\boldsymbol{\omega}_k, \mathbf{v}_{m,k})_{m \in [M], k \in [K]}$ .

#### 4.2.1 Identifiability of softmax-gated multinomial logistic MoE models

Apart from addressing the identifiability of the parameters from in the softmax-gated Gaussian MoE models in [Section 4.1.2](#), we also propose an additional constraint on the parameters, which is also considered in the study of the convergence rate of parameter estimation for softmax-gated multinomial logistic MoE models in [\[92\]](#). Specially, for the multinomial logistic regression expert network, we impose the following constraint: without loss of generality,  $\{v_{M,k,d,p}\}_{d \in \{0, \dots, D_W\}, p \in [P]} = \mathbf{0}$  for all  $k \in [K]$  such that

$$\mathbf{e}_k(\mathbf{v}_M(\mathbf{x})) = 1 - \sum_{m=1}^{M-1} \mathbf{e}_k(\mathbf{v}_m(\mathbf{x})), \mathbf{e}_k(\mathbf{v}_m(\mathbf{x})) = \frac{\exp(v_{m,k}(\mathbf{x}))}{1 + \sum_{l=1}^{M-1} \exp(v_{l,k}(\mathbf{x}))}, \forall m \in [M-1].$$

#### 4.2.2 Incremental MM algorithm for softmax-gated multinomial logistic MoE models

Let  $\mathbb{1}(z, l)$  be an indicator that maps  $[M] \times [M] \rightarrow \{0, 1\}$  where  $\mathbb{1}(z, l) = 1$  if  $z = l$  and 0, otherwise. We can choose that function as follows:  $\mathbb{1}(z, l) = [\prod_{q=1}^M (z - q)] / [(z - l)(z - 1)!(M - z)!(-1)^{M-z}]$ . Then, given  $r_{d,l,p,k} = \mathbb{1}(y, l) \tau_k x_p^d$ , we denote

$$\mathbf{r}_n = [r_{n,0,1,1,1}, \dots, r_{n,D_V,1,1,1}, \dots, r_{n,D_V,M,1,1}, \dots, r_{n,D_V,M,P,1}, \dots, r_{n,D_V,M,P,K}]^\top.$$

Given any  $t \in \mathbb{N}$ ,  $n \in \mathbb{N}$ , and any matrix  $\mathbf{A} \in \mathbb{R}^{tn \times tn}$ , we define  $\text{bdiag}_t(\mathbf{A}) \in \mathbb{R}^{nt \times nt}$  as follows:

$$\text{bdiag}_t(\mathbf{A})_{[it+1:it+t], [1:t]} = \mathbf{A}_{[it+1:it+t], [it+1:it+t]}, \quad \forall i \in \{0, \dots, n-1\}.$$

For any  $K \in \mathbb{N}$  and  $M \in \mathbb{N}$ , let  $\mathbf{B}_{n,K}$ ,  $\mathbf{B}_{n,M}$  and  $\boldsymbol{\tau}_n$ : to have the same definition as the previous [Section 4.1.3](#). Now we go into the main part of finding the surrogate function of [Equation \(13\)](#) via [Proposition 4](#), which is proved in [Section A.6.1](#).

**Proposition 4.** *The construction of the exponential family majorizer surrogate construction for softmax-gated multinomial logistic MoE models is as follows:*

$$\begin{aligned} -\log s_{\boldsymbol{\theta}}(y_n | \mathbf{x}_n) &\leq C_{n,k} - (\boldsymbol{\omega}^\top \boldsymbol{\xi}_n) - (\mathbf{v}^\top \mathbf{r}_n) \\ &+ \left\{ \underline{\mathbf{g}}(\boldsymbol{\omega}_n; \mathbf{x}_n) + (\boldsymbol{\omega} - \boldsymbol{\omega}_n)^\top \nabla \underline{\mathbf{g}}(\boldsymbol{\omega}_n; \mathbf{x}_n) + \frac{1}{2} (\boldsymbol{\omega} - \boldsymbol{\omega}_n)^\top \mathbf{B}_{n,K} (\boldsymbol{\omega} - \boldsymbol{\omega}_n) \right\} \\ &+ \sum_{k=1}^K \tau_{n,k} \left\{ \underline{\mathbf{e}}(\mathbf{c}_{n,k}; \mathbf{x}_n) + (\mathbf{c}_k - \mathbf{c}_{n,k})^\top \nabla \underline{\mathbf{e}}(\mathbf{c}_{n,k}; \mathbf{x}_n) \right. \\ &\left. + \frac{1}{2} (\mathbf{c}_k - \mathbf{c}_{n,k})^\top \mathbf{B}_{n,M} (\mathbf{c}_k - \mathbf{c}_{n,k}) \right\} =: -\log[g(\boldsymbol{\theta}, \mathbf{x}_n, y_n; \boldsymbol{\theta}_n)], \end{aligned} \quad (19)$$

where:

$$\begin{aligned} \mathbf{c}_{n,k} &= [\mathbf{v}_{n,1,k,0,1}, \dots, \mathbf{v}_{n,1,k,D_V,1}, \dots, \mathbf{v}_{n,M,k,D_V,1}, \dots, \mathbf{v}_{n,M,k,D_V,P}]^\top, \\ \underline{\mathbf{e}}(\mathbf{c}_{n,k}; \mathbf{x}_n) &= \log \left( 1 + \sum_{l=1}^{M-1} \exp(v_{n,l,k}(\mathbf{x}_n)) \right), \quad \underline{\mathbf{g}}(\boldsymbol{\omega}_n; \mathbf{x}_n) = \log \left( 1 + \sum_{k=1}^{K-1} \exp(w_{n,k}(\mathbf{x}_n)) \right), \\ \tau_{n,k} &= \frac{\mathbf{g}_k(\mathbf{x}_n; \boldsymbol{\omega}_n) \mathbf{e}_k(\mathbf{v}_{y_n}(\mathbf{x}_n; \mathbf{v}_n))}{\sum_{l=1}^K \mathbf{g}_l(\mathbf{x}_n; \boldsymbol{\omega}_n) \mathbf{e}_l(\mathbf{v}_{y_n}(\mathbf{x}_n; \mathbf{v}_n))}, \end{aligned}$$

---

**Algorithm 3** Incremental MM algorithm for softmax-gated multinomial logistic MoE models

---

**Require:** Incremental data points  $\{(\mathbf{x}_n, \mathbf{y}_n) : n \geq 0\}$ , positive step sizes  $\{\gamma_{n+1}, n \geq 1\}$  in  $(0, 1)$ , and an initial value  $\mathbf{s}_0 = (\mathbf{s}_{0,1}, \dots, \mathbf{s}_{0,6}) \in \mathbb{S}$  such that:

$$\text{mat}(\mathbf{s}_{0,2}) \succeq \mathbf{0}, \quad \text{bdiag}_\iota^{-1}(\text{mat}_\iota(\mathbf{s}_{0,4})) \succeq \mathbf{0}, \quad \text{where } \iota = MP(D_V + 1).$$

**Ensure:** A  $\mathbb{T}$ -valued sequence  $\{\boldsymbol{\theta}_n, n \geq 0\}$  and a  $\mathbb{S}$ -valued sequence  $\{\mathbf{s}_n, n \geq 0\}$ :

1: **for**  $n = 0, 1, \dots$ , **do**

2:   Compute

$$\begin{aligned} \mathbf{s}_{n+1,1} &= \mathbf{s}_{n,1} + \gamma_{n+1} \left( -\mathbf{s}_{n+1} + \nabla \underline{\mathbf{g}}(\mathbf{w}_n; \mathbf{x}_n) - \mathbf{B}_{n+1,K} \mathbf{w}_n - \mathbf{s}_{n,1} \right), \\ \mathbf{s}_{n+1,2} &= \mathbf{s}_{n,2} + \gamma_{n+1} \left[ \frac{1}{2} \text{vec}(\mathbf{B}_{n+1,K}) - \mathbf{s}_{n,2} \right], \\ \mathbf{s}_{n+1,3} &= \mathbf{s}_{n,3} + \gamma_{n+1} \left( -\mathbf{r}_{n+1} + \text{vec}([\tau_{n+1,k} \nabla \underline{\mathbf{e}}(\mathbf{v}_n; \mathbf{x}_n) - \tau_{n+1,k} \mathbf{B}_{n+1,M} \mathbf{v}_n]_{k=1,\dots,K}) - \mathbf{s}_{n,3} \right), \\ \mathbf{s}_{n+1,4} &= \mathbf{s}_{n,4} + \gamma_{n+1} \left[ \frac{1}{2} \text{vec}(\boldsymbol{\tau}_{n+1,:} \otimes \mathbf{B}_{n+1,M}) - \mathbf{s}_{n,4} \right], \\ \mathbf{w}_{n+1} &= -(\text{mat}(\mathbf{s}_{n+1,2}) + \text{mat}(\mathbf{s}_{n+1,2})^\top)^{-1} \mathbf{s}_{n+1,1}, \\ \mathbf{v}_{n+1} &= -[\text{bdiag}_\iota^{-1}(\text{mat}_\iota(\mathbf{s}_{n+1,4})) + \text{bdiag}_\iota^{-1}(\text{mat}_\iota(\mathbf{s}_{n+1,4}))^\top]^{-1} \mathbf{s}_{n+1,3}, \\ \boldsymbol{\theta}_{n+1} &= (\mathbf{w}_{n+1,k}, \mathbf{v}_{n+1,k})_{k \in [K]}. \end{aligned}$$

3: **end for**

---

We provide the complete derivation of the stochastic recursion underlying [Algorithm 3](#) in [Section A.7](#). The resulting sequence of iterates fits naturally within the general incremental MM framework. Consequently, the convergence properties of the algorithm follow from standard stochastic-approximation arguments, after verifying the model-dependent assumptions. This leads to the stability and consistency result stated below, whose proof is given in [Section A.6.2](#).

**Theorem 3** (Stability and consistency for [Algorithm 3](#)). *Consider the softmax-gated multinomial logistic MoE model introduced in [Section 4.2](#), and assume that both the covariates and the responses are bounded. With the surrogate construction specified in [Equation \(19\)](#) and the parameter-update rules defined in [Algorithm 3](#), the MoE-specific assumptions [P 1 to 5](#) and [Assumptions 1 to 3](#) and [7](#) are verified (see [Section A.6.2](#)). The remaining hypotheses required to apply the general stochastic-approximation convergence theory are treated as standing assumptions for this model instantiation, namely [Assumptions 4 to 6](#) (Lyapunov regularity, stability, and compactness of sublevel sets). Moreover, the step-size condition [Assumption 8](#) can be enforced by construction, for instance by choosing  $\gamma_n = \gamma_0 n^{-\alpha}$  with  $\alpha \in (\frac{1}{2}, 1]$  and  $\gamma_0 \in (0, 1)$ . Under the verified assumptions together with these standing conditions, all conclusions of [Propositions 1 and 2](#) and [Theorem 1](#) hold for [Algorithm 3](#).*

#### 4.3 Why have other variants of incremental stochastic MM and EM algorithms not been successfully implemented in practice for the softmax-gated MoE models?

In the literature, numerous incremental stochastic EM and MM algorithms have been proposed to optimize complex latent-variable models. However, most of these methods are not directly applicable to the softmax-gated MoE model in [Equation \(11\)](#). A common limitation is that many online EM variants are formulated under an *exponential-family* assumption on the target model,



whereas Equation (11) does not generally belong to an exponential family. For example, [12] present an online EM procedure assuming that the complete-data model is in an exponential family (see Assumption 1(a) therein). While this is stated as a structural assumption on the model itself, a careful reading of their analysis shows that the key ingredient exploited in the convergence argument is the availability of a surrogate/objective representation with an exponential-family-like structure, namely a decomposition in terms of sufficient statistics and a parameter update given by a deterministic maximization map. In our setting, we do not impose an exponential-family form on the softmax-gated MoE model Equation (11); instead, we require this structure only for the *majorizer surrogate* (cf. P 1 to 5), which yields a strictly weaker requirement and allows a more general treatment. Subsequent extensions, such as [11] (Hidden Markov Models) and [10] (state-space models), build on the same framework and retain the exponential-family condition, and thus they likewise do not directly cover Equation (11). Other EM-based adaptations exhibit similar constraints: the Fast iEM algorithm of [62] introduces a bias-correction step but still leverages exponential-family structure; the SAEM approach in [66] employs an ergodic Markov sampling kernel yet preserves the same requirement; and the Monte Carlo E-step strategy of [120], which samples from distributions defined by the current parameter iterate, again relies on exponential-family assumptions.

MM-based schemes often fail for various reasons, primarily due to their reliance on overly restrictive regularity conditions. For instance, the stochastic MM algorithm proposed in [83] requires strict convexity and Lipschitz continuity conditions that are typically violated by Equation (11). The incremental stochastic MM algorithm proposed in [37] relies on expectation bounds stated in Assumptions A2(a) and A3(a) of their paper (discussed in Condition 1), which are generally not satisfied by the surrogate functions defined in Equation (18) and Equation (19). These surrogate functions correspond to the original objective function in Equation (11) for the softmax-gated Gaussian and multinomial logistic MoE models for continuous and discrete output data, respectively. In [84], a variety of surrogate functions are proposed; however, aside from the quadratic majorizer (also adopted in our work), all other surrogates require properties such as L-smoothness, Lipschitz continuity, or convexity. Lastly, the large-scale incremental stochastic MM approach in [63] employs the MISSO method, which is based on the MISO method proposed by [84] and updates surrogate functions only partially at each iteration. However, they require that the surrogate function satisfies Assumption H2 (see Condition 2), and even though this condition is true if  $\hat{e}(\theta; \theta_n)$  is L-smooth. Nonetheless, formulating such a surrogate for Equation (11) is still extremely challenging.

In summary, there is no existing incremental stochastic variant of the EM or MM algorithm that can be directly applied to SGMoE models, according to our knowledge. The failure of SGMoE to satisfy strict conditions such as Lipschitz continuity, L-smoothness, or convexity is demonstrated in Section 4.3.2. While these conditions can be rigorously shown to not hold in general, Condition 1 and Condition 2 remain unproven. This is not due to their validity but rather the inherent difficulty of establishing the non-existence of a suitable surrogate function. At best, we can only suggest that constructing such a surrogate appears to be intractable in practice.

#### 4.3.1 Restrictive regularity conditions in existing incremental stochastic MM frameworks

We now examine the regularity assumptions imposed by several recent variants of incremental stochastic MM algorithms and explain why these conditions are not satisfied by the SGMoE objective considered in this work.

**Condition 1** (Assumptions A2(a) and A3(a) in [37]). *Let  $g(\theta, \mathbf{z}, \mathbf{u})$  denote a surrogate function for the objective, where  $\mathbf{u}$  belongs to an auxiliary index set  $\mathbb{U}$ . Assumption A2(a) in [37] requires*

$$\mathbb{E}_\pi[|g(\theta, \mathbf{z}, \mathbf{u})|] < \infty, \quad \forall (\theta, \mathbf{u}) \in \mathbb{T} \times \mathbb{U},$$

*while Assumption A3(a) further assumes the existence of some  $p > 1$  such that*

$$\mathbb{E}_\pi \left[ \sup_{(\theta, \mathbf{u}) \in \mathbb{T} \times \mathbb{U}} |g(\theta, \mathbf{z}, \mathbf{u})|^p \right] < \infty.$$

**Condition 2** (Assumption H2 in [63]). *Consider objective functions  $\mathcal{L}_n(\theta)$  indexed by  $n \in [N]$ , and let  $\hat{\mathcal{L}}_n(\theta; \bar{\theta}_n)$  be a majorizing surrogate of  $\mathcal{L}_n$  at  $\bar{\theta}_n \in \mathbb{T}$ . Define*

$$\hat{e}(\theta; \bar{\theta}_n) := \hat{\mathcal{L}}_n(\theta; \bar{\theta}_n) - \mathcal{L}_n(\theta).$$

*Assumption H2 in [63] postulates the existence of a constant  $L > 0$  such that*

$$\|\nabla \hat{e}(\theta; \bar{\theta}_n)\|^2 \leq 2L \hat{e}(\theta; \bar{\theta}_n), \quad \forall \theta \in \mathbb{T}.$$



**Remark 1.** The surrogate function constructed in Equation (18) (see Proposition 3) does not satisfy the moment conditions in Condition 1. Indeed, if the covariance matrices  $\Sigma_k$  are allowed to grow unbounded while all other components of  $\theta$  are fixed, the Gaussian log-likelihood term

$$-\sum_{k=1}^K \tau_{n,k} \log(\mathcal{N}(\mathbf{y}_n; \mu_k(\mathbf{x}_n), \Sigma_k))$$

diverges due to the  $\log |\Sigma_k|$  contribution. Consequently,  $\sup_{(\theta, \mathbf{u})} |g(\theta, \mathbf{z}, \mathbf{u})|^p$  is not integrable for any  $p > 1$ , violating both Assumptions A2(a) and A3(a) of [37].

Assumption H2 of [63] is likewise not applicable in our setting. That framework requires the construction of surrogates directly majorizing the objective  $\mathcal{L}_n$ , which in turn relies on strong global regularity properties of  $f(\theta; \mathbf{z})$  such as Lipschitz continuity of the gradient,  $L$ -smoothness, or convexity. As we show below, these properties do not generally hold for the SGMoE objective.

### 4.3.2 Failure of Lipschitz continuity, smoothness, and convexity for SGMoE

Many existing incremental stochastic MM algorithms rely on strong global regularity assumptions on the objective function, such as Lipschitz continuity,  $L$ -smoothness, or convexity. We now show that these properties fail, in general, for the SGMoE negative log predictive density

$$f(\theta; \mathbf{z}) = -\log s_{\theta}(\mathbf{y} | \mathbf{x}),$$

even when covariates and responses are bounded.

Let  $\mu(\mathbf{x})$  be a polynomial function of  $\mathbf{x}$ . Then there exists a parameter matrix  $\Upsilon_0$  such that  $\mu_0(\mathbf{x}) = \mathbf{y}$ . Define a sequence of parameter vectors

$$\theta_n := (\omega, \Upsilon_0, \Sigma_n), \quad \theta^* := (\omega, \Upsilon_0, \Sigma^*),$$

where  $\Sigma_n \succeq \mathbf{0}$  with  $\Sigma_n \downarrow \mathbf{0}$  and  $\Sigma^* \succeq \mathbf{0}$  is fixed.

**Failure of global Lipschitz continuity.** For Gaussian experts, when  $\mu_0(\mathbf{x}) = \mathbf{y}$ , the SGMoE density satisfies

$$s_{\theta_n}(\mathbf{y} | \mathbf{x}) \geq g_k(\mathbf{w}(\mathbf{x})) \mathcal{N}(\mathbf{y}; \mathbf{y}, \Sigma_n)$$

for some  $k \in [K]$ , and therefore

$$f(\theta_n; \mathbf{z}) = -\log s_{\theta_n}(\mathbf{y} | \mathbf{x}) \geq -\log \mathcal{N}(\mathbf{y}; \mathbf{y}, \Sigma_n) = \frac{1}{2} \log |\Sigma_n| + C \xrightarrow{n \rightarrow \infty} +\infty.$$

At the same time, the parameter difference  $\|\theta_n - \theta^*\|$  remains bounded for any norm on  $\mathbb{R}^T$ . Hence,

$$\frac{|f(\theta_n; \mathbf{z}) - f(\theta^*; \mathbf{z})|}{\|\theta_n - \theta^*\|} \xrightarrow{n \rightarrow \infty} +\infty,$$

which rules out global Lipschitz continuity of  $f(\theta; \mathbf{z})$ .

**Failure of  $L$ -smoothness.** The gradient of the Gaussian negative log-likelihood with respect to  $\Sigma$  contains terms of the form  $\Sigma^{-1}$  and  $\Sigma^{-2}$ . Consequently,

$$\|\nabla_{\theta} f(\theta_n; \mathbf{z})\| \xrightarrow{n \rightarrow \infty} +\infty \quad \text{as } \Sigma_n \downarrow \mathbf{0},$$

showing that no global Lipschitz constant on the gradient can exist. Thus,  $f$  is not  $L$ -smooth.

**Failure of convexity.** Let  $\mu_1(\mathbf{x}) \neq \mathbf{y}$  and  $\mu_2(\mathbf{x}) \neq \mathbf{y}$  satisfy

$$\mu_0(\mathbf{x}) = \frac{1}{2}(\mu_1(\mathbf{x}) + \mu_2(\mathbf{x})),$$

and define

$$\theta_i := (\omega, \Upsilon_i, \Sigma_n), \quad i = 1, 2,$$

where  $\Upsilon_i$  corresponds to  $\mu_i$ . As  $\Sigma_n \downarrow \mathbf{0}$ , both  $f(\theta_1; \mathbf{z})$  and  $f(\theta_2; \mathbf{z})$  remain finite, since  $\mu_i(\mathbf{x}) \neq \mathbf{y}$ . However,

$$f\left(\frac{\theta_1 + \theta_2}{2}; \mathbf{z}\right) = -\log \mathcal{N}(\mathbf{y}; \mathbf{y}, \Sigma_n) \xrightarrow{n \rightarrow \infty} +\infty.$$

This violates Jensen's inequality and shows that the SGMoE objective is not convex, and hence not strongly convex, in general.

These results demonstrate that the SGMoE negative log predictive density does not satisfy global Lipschitz continuity,  $L$ -smoothness, or convexity. As a consequence, several existing incremental stochastic MM frameworks that rely on these restrictive regularity conditions are not directly applicable to SGMoE models.

## 5 Numerical experiments

In this section, we conduct comprehensive experiments on both synthetic and real-world datasets to evaluate the effectiveness and robustness of the proposed method. All experiments were conducted using Python 3.12.2 on a standard Unix-based system.

### 5.1 Experimental settings

**Assessment of initialization schemes.** We consider two initialization strategies:

1. *Perturbed ground truth initialization:* The initial parameters are generated by adding Gaussian noise to the true data-generating parameters. This strategy mostly serves to test the local stability of the algorithm.
2. *Data-driven initialization:* This strategy involves partitioning the first batch of incoming data into clusters using a standard K-means clustering procedure and then compute an initial set of parameters. For real-world data, this is the realistic initialization approach.

**Assessment of regression performance.** Furthermore, we benchmark the regression performance of our algorithm against five baseline stochastic models using a standard train-test evaluation framework. With the regression function in Equation (14), there are two approaches for assessment. Firstly, for strictly synthetic data, we compute the regression values using the estimated parameters and compare it to the ones computed with true parameters, this is called *estimation error*. Secondly, for both synthetic and real-world data, we measure the “fit” of the regression line on the testing samples, similarly to how regression models are traditionally bench-marked, this is called *prediction error*. For both approaches, we utilize the following point-wise error metrics: mean squared error (MSE), mean absolute percentage error (MAPE), and normalized root mean squared error (NRMSE). It is also worth noting that, throughout this section, the maximum log-likelihood at each iteration of the incremental stochastic MM algorithm is computed by substituting the parameter estimates from that iteration into Equation (13).

**Comparative methods.** In this simulation study on MoE models, we compare our proposed method against several widely-used stochastic online or incremental stochastic optimization algorithms, including stochastic approximation or SGD [119], RMSProp [50], Adam [64], and Sophia [79].

### 5.2 Experiments on synthetic data

We now present experiments conducted on synthetic data. Specifically, we consider a dataset with two generating Gaussian distributions, which correspond to two clusters. Each cluster consists of  $N = 1,000$  samples. We set the model configurations as follows:  $D_W = 1$ ,  $D_V = 1$ ,  $P = 2$ , and  $Q = 1$ . The true parameters, denoted by  $\omega^0$ ,  $v^0$ , and  $\sigma^0$ , are specified as

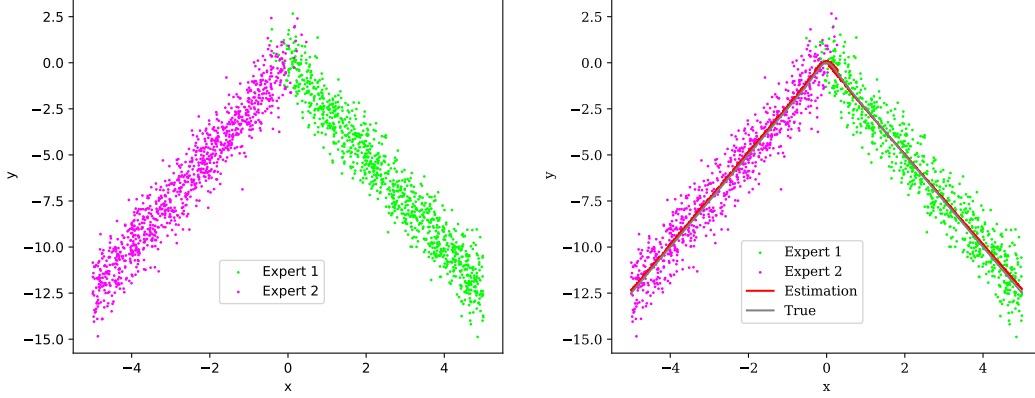
$$\omega^0 = \left[ \begin{bmatrix} 0 & 8 \\ 0 & 0 \end{bmatrix}, \begin{bmatrix} 0 & 0 \\ 0 & 0 \end{bmatrix} \right], \quad v^0 = \left[ \begin{bmatrix} 0 & 0 \\ -2.5 & 0 \end{bmatrix}, \begin{bmatrix} 0 & 0 \\ 2.5 & 0 \end{bmatrix} \right]^\top, \quad \sigma^0 = [1], [1].$$

A visualization of the simulated dataset is provided in Figure 1. The dataset is divided into training and testing subsets, with 80% of the data allocated to training. It is important to note that under the *perturbed ground truth initialization* setting, the focus is to analyze the convergence behavior of the MLE, and thus only the training data is used. In contrast, the *data-driven initialization* scheme utilize both the training and testing data to evaluate generalization performance.

#### 5.2.1 Evaluation on synthetic data with perturbed ground truth initialization

We first evaluate the performance of our algorithm under the *perturbed ground truth initialization* setting. More precisely, the noise variables are independently drawn from a Gaussian distribution with mean 0 and variance 1, and then scaled by a factor of 0.005. These small perturbations are added to the true parameters to generate the initial values. For each series, the initial latent state  $s_{i,0}$  is computed as the average of the corresponding  $S(z)$  values over the first 85 observations of  $z$ , using the initialized parameters.

In Figure 2a, we present the progression of the maximum log-likelihood value over  $N = 1600$  iterations. Furthermore, we apply *Polyak averaging*, a widely adopted technique used to reduce



(a) Typical realization of the synthetic dataset.

(b) Estimated clusters and regression functions.

Figure 1: Visualization of the synthetic dataset generated from the true parameters and estimated clusters and regression functions by our proposed model with perturbed ground truth initialization in softmax-gated MoE model.

variance in optimization trajectories and to dampen the influence of initially volatile parameter estimates. Starting from a designated iteration  $N_0$  (we choose  $N_0 = 100$ ), the averaged sequence is initialized as  $\theta_{N_0}^P = 0$ . For all  $n \geq N_0$ , the updates follow the rule:

$$\theta_{n+1}^P = \theta_n^P + \alpha_{n-N_0+1} (\theta_n - \theta_n^P), \quad \text{where } \alpha_n \text{ is typically set to } \frac{1}{n}.$$

In the figure, the true MLE trajectory is plotted in black, and the MLE trajectory with Polyak averaging is shown in red. It can be observed that both trajectories converge, and the red line, which incorporates Polyak averaging, exhibits greater overall stability. Additionally, we plot the trajectories of selected parameter dimensions, including  $\omega_{1,0,1}^0$ ,  $v_{0,1,0,0}^0$ , and  $\sigma_{0,0}^0$ , as shown in Figure 2b. These trajectories clearly demonstrate that our optimization method effectively drives the parameters to converge to their true values. Furthermore, in Figure 1b, we visualize the predicted mean values from our model compared to the true mean, providing further insight into the predictive accuracy of the estimated parameters.

### 5.2.2 Evaluation on synthetic data with data-driven initialization

To further demonstrate the robustness of our algorithm, we employ an alternative initialization strategy based on K-means clustering. Specifically, K-means is executed using randomly selected centroids, repeated up to ten times, and the configuration with the lowest distortion is selected as the initialization. The initial latent state values for each series, denoted by  $s_{i,0}$ , are computed in the same manner as previously described. The progression of the maximum log-likelihood function over iterations is presented in Figure 2c, while the convergence of selected parameter values is depicted in Figure 2d. Despite the inferior starting point provided by K-means initialization compared to the ideal setting, our algorithm exhibits strong robustness, successfully guiding the parameters toward their true values.

Additionally, Figure 3 illustrates the trajectory of the distance between the estimated and true log-likelihood functions over iterations. This plot clearly demonstrates that our proposed method achieves the fastest convergence rate among all compared baselines. To mitigate the impact of numerical instability observed during early iterations, we report the maximum log-likelihood values starting from iteration 400. The results, shown in Table 1, indicate that our proposed method consistently outperforms all baseline approaches across all metrics. Second, each algorithm is trained solely on the training data and evaluated on the test set, with prediction accuracy again measured against the ground truth using the same metrics. Details of the train/test data split are provided at the beginning of this section. The corresponding results are summarized in Table 2.

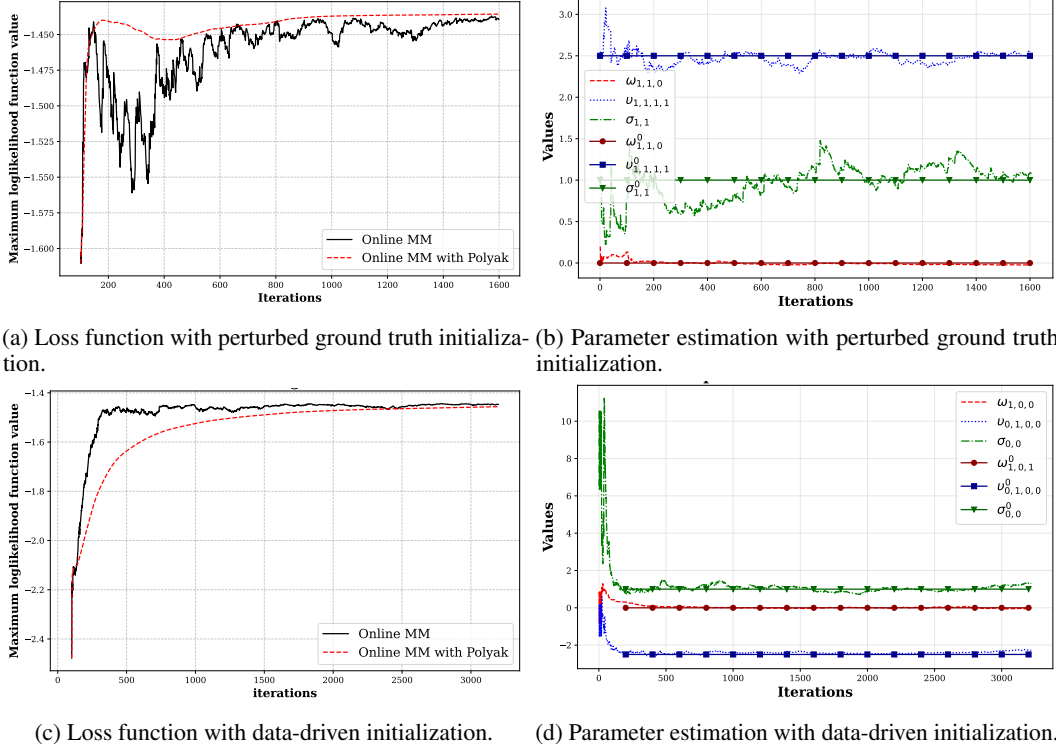


Figure 2: Maximum log-likelihood function with and without applying the Polyak average method over each iteration and value of selected parameters over  $N = 1600$  iteration.

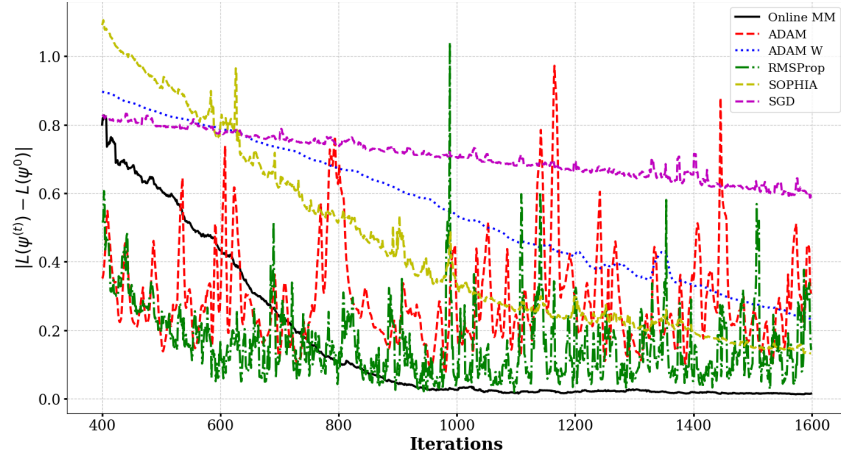


Figure 3: Distance to the true maximum log-likelihood of all algorithms for each iteration.

Table 1: Estimation errors with data-driven initialization

Model	MSE↓	MAPE↓	NMRSE↓
Inc. MM	<b>0.014</b>	<b>0.228</b>	<b>0.009</b>
SGD	0.415	2.230	0.050
Adam	0.824	1.272	0.061
Adam W	0.192	1.816	0.035
RMSProp	0.322	0.545	0.042
Sophia	0.272	1.633	0.042

Table 2: Prediction errors with data-driven initialization

Model	MSE↓	MAPE↓	NMRSE↓
Inc. MM	<b>0.950</b>	0.480	<b>0.059</b>
SGD	1.517	0.332	0.075
Adam	1.789	0.422	0.082
Adam W	1.139	<b>0.219</b>	0.065
RMSProp	1.505	0.478	0.075
Sophia	1.256	0.257	0.069

### 5.3 Experiments on higher-dimensional synthetic data

In the previous section, we demonstrated that our proposed methods perform exceptionally well on low-dimensional synthetic data. However, real-world datasets are often higher-dimensional, and the performance observed in low-dimensional settings may not necessarily generalize. To evaluate the robustness of our approach under more realistic conditions, we conduct experiments on simulated data with significantly higher dimensionality. As we show in this section, even in these more challenging scenarios, our model consistently outperforms baseline methods, underscoring its robustness and effectiveness in high-dimensional settings.

Similar to the previous section, we set the number of data points and the number of clusters to 1,000 and 2, respectively. The parameters  $D_W$  and  $D_V$  are set to 1, while  $P$  and  $Q$  are chosen to be 10 and 1, respectively. Additionally, the true parameters, denoted by  $\omega^0$ ,  $v^0$ , and  $\sigma^0$ , are initialized using [Algorithm 4](#).

---

**Algorithm 4** Initialization of  $\omega^0$ ,  $v^0$ , and  $\sigma^0$  for Higher-Dimensional Simulation

---

```

1: Input: Number of experts  $K$ , dimensions  $D_V$ ,  $D_W$ , parameters  $P$ ,  $Q$ , seed  $s_e$ .
2: Initialize tensors:
   •  $v^0 \in \mathbb{R}^{K \times (D_V+1) \times Q \times P} \leftarrow \mathbf{0}$ .
   •  $\sigma^0 \in \mathbb{R}^{K \times Q \times Q} \leftarrow \mathbf{0}$ .
   •  $\omega^0 \in \mathbb{R}^{P \times K \times (D_W+1)} \leftarrow \mathbf{0}$ .
3: Step 1: Initialization of variance components
4: for  $k = 1$  to  $K$  do
5:   for  $q = 1$  to  $Q$  do
6:     Set random seed  $s_e + kQ + q$ .
7:     Sample  $\sigma^0[k, q, q] \sim \text{Uniform}(0.5, 1.5)$ .
8:   end for
9: end for
10: Step 2: Initialization of expert parameters
11: for  $(k, d, q, p)$  over their respective ranges  $([K] \times \{\{0\} \cup [D_V]\} \times [Q] \times [P])$  do
12:   Set random seed:  $s_e + s_e + k(D_V + 1)QP + dQP + qP + p$ .
13:   if  $p = 1$  then
14:     Sample  $v^0[k, d, q, p] \sim \text{Uniform}(1.5, 5)$ .
15:   end if
16:   if  $k > 1$  and  $d > 0$  then
17:      $v^0[k, d, q, p] \leftarrow -v^0[k, d, q, p]$ .
18:   end if
19: end for
20: Step 3: Initialization of gating parameters
21: for  $(p, k, d)$  over their respective ranges  $([P] \times [K - 1] \times \{\{0\} \cup [D_V]\})$  do
22:   if  $p = 1, k = 1, d = 1$  then
23:      $\omega^0[p, k, d] \leftarrow 8$ .
24:   else
25:      $\omega^0[p, k, d] \leftarrow 0$ .
26:   end if
27: end for

```

---

#### 5.3.1 Evaluation on higher dimensional synthetic data with perturbed ground truth initialization

Following the same procedure as in [Section 5.2.1](#), we begin our evaluation under the setting using perturbed ground truth initialization. Specifically, the initialization is performed by perturbing the ground-truth parameters with Gaussian noise, and the latent series  $s_i$  is initialized accordingly. The progression of the maximum log-likelihood values across epochs is illustrated in [Figure 4](#). In this plot, the trajectory corresponding to the true log-likelihood is depicted in black, while the log-likelihood obtained via Polyak averaging is shown in red. The figure clearly demonstrates that, as the number of iterations increases, the proposed Incremental MM algorithm effectively maximizes the log-likelihood function. Moreover, the inclusion of Polyak averaging enhances the stability of the learning process

and leads to consistently superior performance in terms of log-likelihood values. As summarized in Table 3, the error values across all parameters remain low under all metrics, thereby confirming the ability of our algorithm to recover the true model parameters with high precision.

Parameters	MSE	MAPE	NMRSE
Omega	0,0051	0,4750	0,0087
Upsilon	0,1849	1,3460	0,0917
Sigma	0,0015	0,0183	0,0435

Table 3: The distance between each parameter and its ground truth using different metrics.

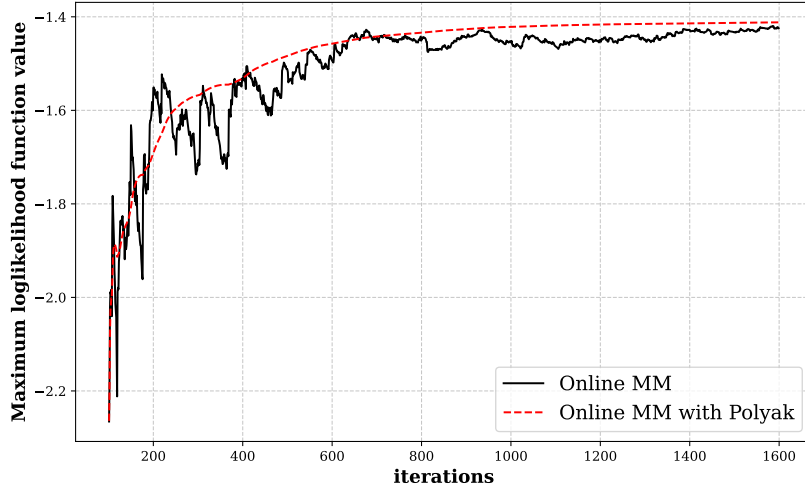


Figure 4: Maximum log-likelihood function with and without applying the Polyak averaging method over each iteration for higher dimensional synthetic data.

### 5.3.2 Evaluation on higher dimensional synthetic data with data-driven initialization

In this section, we evaluate the performance of our method on high-dimensional synthetic data using data-driven initialization. This initialization strategy is generally more adaptable and better aligned with real-world scenarios, thus serving as a robust framework for assessing the resilience of clustering algorithms. To ensure consistency and comparability, we adopt the same configuration as described in Section 5.2.2, using the synthetic dataset introduced at the beginning of this section. As in Section 5.2.2, we utilize two complementary evaluation strategies. The first involves comparing the predicted means against the true mean trajectory of the data, while the second employs a train-test split to assess the generalization performance. The results of the first evaluation are summarized in Table 4, and the results of the train-test evaluation are presented in Table 5. These findings further demonstrate the robustness and superior accuracy of our proposed method in high-dimensional settings.

Table 4: Estimation errors with data-driven initialization for high dimensional simulated data

Model	MSE↓	MAPE↓	NMRSE↓
<b>Inc. MM</b>	<b>2,809</b>	<b>0,197</b>	0,081
SGD	3,278	0,243	<b>0,073</b>
Adam	3,402	0,245	0,074
Adam W	2,904	0,233	0,080
RMSProp	2,840	0,226	0,079
Sophia	2,912	0,256	0,077

Table 5: Prediction errors with data-driven initialization for high dimensional simulation data

Model	MSE↓	MAPE↓	NMRSE↓
<b>Inc. MM</b>	<b>4,397</b>	<b>0,293</b>	0,098
SGD	4,607	0,304	0,099
Adam	4,725	1,148	<b>0,087</b>
Adam W	4,434	0,439	0,090
RMSProp	4,478	0,359	0,106
Sophia	4,674	0,314	0,105



## 5.4 Experiments on real-world data

To further assess the robustness and practical applicability of our proposed model, we conducted empirical evaluations on two real-world datasets.

### 5.4.1 Dent maize genotypes dataset

The first dataset used in our study aims to elucidate the genetic and molecular mechanisms underlying drought-responsive traits in maize [114, 4]. It comprises 254 dent maize genotypes that capture the genetic diversity of the species. These genotypes were grown under two distinct watering conditions and evaluated for seven ecophysiological traits, although some measurements were incomplete [114].

In parallel, proteomic profiling was performed on leaf samples collected from the same plants, yielding quantification for 2,055 proteins. Of these, 973 proteins were measured using continuous data, while the remaining 1,082 were recorded as count data [4]. For our analysis, we focused on a subset of the dataset, specifically two ecophysiological traits (late leaf area and water use together with the 973 continuously quantified proteins, all collected under water deficit conditions.

After removing samples with missing values, the final dataset consisted of 233 maize genotypes (i.e.,  $N = 233$ ), each with measurements for the two selected traits ( $Q = 2$ ) and 973 protein expression levels ( $P = 973$ ). To mitigate numerical issues associated with high latent dimensions  $P$  and  $Q$ , we applied Lasso regression with feature selection (from `scikit-learn`), see also [43, 125], to identify the 11 most relevant features from  $\mathbf{x}$ . These 11 features were used as inputs, and the first dimension of  $\mathbf{y}$  was selected as the output for the experiment.

The dataset was split into a training set with 185 samples and a test set with 47 samples. We set both  $D_V$  and  $D_W$  to 1. Because the true underlying parameters are unknown in this real-world dataset, we adopted K-means for initialization for all the baseline. Each method was trained on the training set and evaluated on the test set using MSE, MAPE, and NRMSE as performance metrics. To further ensure robustness, we conducted 5-fold cross-validation, reporting the average performance over the folds along with the corresponding standard deviations to reflect result stability.

Learning rates for all solvers were finely tuned to ensure optimal performance. For initialization of  $\omega$ , we considered two strategies: (1) setting all entries to zero, and (2) applying logistic regression between the inputs  $\mathbf{x}$  and the labels generated via K-means. The results are summarized in Table 6, where each cell presents the mean metric value, with the standard deviation shown in parentheses. Incremental MM refers to the approach with zero-initialized  $\omega$ , while Incremental MM\* denotes initialization via logistic regression. Overall, Incremental MM and Incremental MM\* consistently outperform the baseline methods, even on real-world data, and maintains comparable standard deviations, highlighting both accuracy and stability.

### 5.4.2 Communities and Crime dataset

The second dataset we consider is the Communities and Crime dataset, available at [118]. This dataset integrates socio-economic data from the 1990 U.S. Census, law enforcement data from the 1990 Law Enforcement Management and Administrative Statistics survey, and crime statistics from the 1995 FBI Uniform Crime Reporting program. It comprises 1,994 instances, each corresponding to a distinct U.S. community, and includes 127 attributes capturing a range of factors such as demographics, economic indicators, housing conditions, and characteristics of local law enforcement agencies. The primary target variable is the per capita rate of violent crime, computed based on population size and the aggregated number of reported incidents of murder, rape, robbery, and assault.

Similar to the previous experiment, we employ Lasso regression with feature selection from `scikit-learn`, see also [43, 125], to identify the ten most informative attributes. These ten features are used as input variables  $\mathbf{x}$ , alongside the output variable  $\mathbf{y}$ , which corresponds to the per capita rate of violent crimes. The dataset is subsequently divided into a training set comprising 1600 samples and a test set containing 397 samples. We set  $D_W = 1$  by default and evaluate the performance of Incremental MM under two configurations: one with  $D_V = 1$  and another with  $D_V = 2$ . As the true underlying parameters are unknown in this context, we employ K-means initialization. To assess robustness, we apply five-fold cross-validation, reporting the mean and standard deviation of each metric across the folds.



To ensure fair comparisons, the learning rates of all solvers are carefully fine-tuned. Consistent with our previous experimental settings, we examine two strategies for initializing  $\omega$ : (1) setting all entries to zero, and (2) a “warm-start” approach where we cluster the first data batch and utilize the assignment labels as targets to solve a logistic regression problem to get the initial gating parameters. The final evaluation results are presented in Table 7.

Table 6: Prediction errors for the Dent maize genotypes dataset with data-driven initialization. The best result for each metric is shown in **bold**, and the second-best is underlined. *Incremental MM\** denotes the case where  $\omega$  is initialized using logistic regression.

Model	MSE↓	MAPE↓	NMRSE↓
Incremental MM	0.1190 (0.021)	0.1073 (0.013)	0.1421 (0.016)
Incremental MM*	<b>0.1156</b> (0.017)	<b>0.1065</b> (0.013)	<b>0.1397</b> (0.017)
SGD	0.1332 (0.030)	0.1147 (0.018)	0.1514 (0.021)
Adam	0.1329 (0.026)	0.1164 (0.015)	0.1522 (0.024)
Adam W	0.1327 (0.026)	0.1163 (0.015)	0.1521 (0.024)
RMSProp	0.1324 (0.028)	0.1168 (0.017)	0.1514 (0.023)
Sophia	0.1332 (0.030)	0.1147 (0.018)	0.1514 (0.021)

Table 7: Prediction errors for the Communities and Crime dataset with data-driven initialization. The best result for each metric is highlighted in bold, while the second-best is underlined. *Incremental MM<sup>i</sup>* denotes the Incremental MM algorithm with  $D_V$  set to  $i$ . *Incremental MM\** indicates the case where  $\omega$  is initialized using logistic regression.

Model	MSE↓	MAPE↓	NMRSE↓
Incremental MM <sup>2</sup>	0.0321 (0.004)	<u>0.9537</u> (0.116)	<b>0.1307</b> (0.016)
Incremental MM <sup>1</sup>	<b>0.0283</b> (0.003)	1.0440 (1.083)	0.1461 (0.012)
Incremental MM*	<u>0.0316</u> (0.010)	<b>0.9500</b> (0.229)	0.1594 (0.010)
SGD	0.0462 (0.012)	1.8288 (0.231)	0.1591 (0.010)
Adam	0.0314 (0.005)	2.2066 (0.914)	<u>0.1413</u> (0.007)
Adam W	0.0315 (0.004)	1.5257 (0.507)	0.1417 (0.006)
RMSProp	0.0322 (0.005)	2.126 (1.184)	0.1415 (0.006)
Sophia	0.0309 (0.005)	1.9419 (1.059)	0.1430 (0.007)

## 6 Conclusion and future investigation

This work introduces a novel incremental stochastic MM algorithm that generalizes the incremental stochastic EM algorithm and provides a robust framework for handling high-volume and incremental data. By relaxing the stringent assumptions typically required by EM-based methods, such as convexity and explicit latent variable representations, our approach broadens the applicability of incremental stochastic estimation to a wider class of models. Notably, we demonstrate the effectiveness of the proposed method in fitting softmax-gated MoE models, a setting in which the incremental stochastic EM algorithm fails, achieving superior empirical performance over widely-used stochastic optimization algorithms. Looking forward, several promising directions for future research emerge. First, our incremental stochastic MM framework naturally accommodates extensions beyond Gaussian experts, allowing for more flexible modeling with non-Gaussian components. This generalization opens the door to integrating deep neural network architectures within each expert, enabling powerful hybrid models that combine statistical rigor with the representational capacity of deep learning. Second, while the current formulation processes one data point per iteration, extending the algorithm to support mini-batch updates could improve both stability and scalability, particularly in high-throughput or distributed environments. Developing a theoretically grounded mini-batch MM algorithm with provable convergence guarantees represents an important step toward scalable incremental stochastic learning. Third, addressing the challenges posed by high-dimensional datasets requires incorporating dimensionality reduction techniques or sparsity-inducing regularization within the MM framework to mitigate overfitting and enhance computational efficiency. Lastly, extending the algorithm to

handle mixed-type data, including both quantitative and qualitative covariates and parameters, would broaden its applicability to diverse real world problems. This could be achieved by designing expert components capable of modeling discrete structures or employing data transformation techniques compatible with the MM principle. Collectively, these avenues underscore the potential of the proposed incremental stochastic MM framework as a versatile and foundational tool in modern statistical and machine learning pipelines.

## Acknowledgments

TrungTin Nguyen, Hien Duy Nguyen, Florence Forbes, and Gersende Fort acknowledge funding from the Australian Research Council grant DP230100905, and from Inria Project WOMBAT. Christopher Drovandi and TrungTin Nguyen acknowledge funding from the Australian Research Council Centre of Excellence for the Mathematical Analysis of Cellular Systems (CE230100001). Christopher Drovandi was also supported by an Australian Research Council Future Fellowship (FT210100260).

## Supplementary Materials for “Revisiting Incremental Stochastic Majorization–Minimization Algorithms with Applications to Mixture of Experts”

In this supplementary material, we present the proofs of the main results in [Section A](#) and the technical proofs and results in [Section B](#) and [Section C](#), respectively.

### A Proofs of main results

We start with a preliminary lemma

**Lemma 1.** *Under [Equation \(2\)](#), [P 1](#) and [P 5](#), it holds,*

1. *for all  $\tau \in \mathbb{T}$  and  $\mathbf{z} \in \mathbb{Z}$ ,  $\nabla_{\theta} f(\cdot; \mathbf{z})|_{\theta=\tau} + \nabla \psi(\tau) - \nabla \phi(\tau)^{\top} \bar{\mathbf{S}}(\tau; \mathbf{z}) = \mathbf{0}$ .*
2. *for all  $\tau \in \mathbb{T}$ ,  $\nabla_{\theta} \mathbb{E}_{\pi} [f(\cdot; \mathbf{z})] |_{\theta=\tau} + \nabla \psi(\tau) - \nabla \phi(\tau)^{\top} \mathbb{E}_{\pi} [\bar{\mathbf{S}}(\tau; \mathbf{z})] = \mathbf{0}$ .*

*Proof.* Let  $\mathbf{z} \in \mathbb{Z}$ , and  $\tau \in \mathbb{T}$ . Applying [Equation \(2\)](#) and [Equation \(3\)](#), we have

$$f(\cdot; \mathbf{z}) - f(\tau; \mathbf{z}) - \psi(\tau) + \psi(\cdot) + [\phi(\tau) - \phi(\cdot)]^{\top} \bar{\mathbf{S}}(\tau; \mathbf{z}) \leq 0 \quad (20)$$

and this function is equal to zero at  $\tau$ . This implies that the derivative at  $\tau$  is zero, thus yielding the first property.

We assumed that the objective function is finite on  $\mathbb{T}$  (see [Section 2.1](#)), i.e. for every  $\theta \in \mathbb{T}$ ,  $\mathbb{E}_{\pi} [f(\theta; \mathbf{z})] < \infty$ . Take the expectation w.r.t.  $\mathbf{z}$  in [Equation \(20\)](#); observing again that the function

$$\mathbb{E}_{\pi} [f(\cdot; \mathbf{z})] - \mathbb{E}_{\pi} [f(\tau; \mathbf{z})] - \psi(\tau) + \psi(\cdot) + [\phi(\tau) - \phi(\cdot)]^{\top} \mathbb{E}_{\pi} [\bar{\mathbf{S}}(\tau; \mathbf{z})] \leq 0$$

is non-positive on  $\mathbb{T}$  and equal to zero at  $\tau$ , we conclude that its derivative is zero at  $\tau$ , which yields the second property.  $\square$

#### A.1 Proof of [Proposition 1](#)

Let  $\mathbf{s}^0 \in \mathbb{F}$ . Apply [Lemma 1](#) with  $\tau \leftarrow \bar{\theta}(\mathbf{s}^0)$ . It then follows that

$$\nabla_{\theta} \mathbb{E}_{\pi} [f(\cdot; \mathbf{z})] |_{\theta=\bar{\theta}(\mathbf{s}^0)} + \nabla \psi(\bar{\theta}(\mathbf{s}^0)) - \nabla \phi(\bar{\theta}(\mathbf{s}^0))^{\top} \mathbf{s}^0 = \mathbf{0},$$

which implies  $\bar{\theta}(\mathbf{s}^0) \in \mathbb{L}$  by [P 4](#). Conversely, let  $\theta^0 \in \mathbb{L}$ ; then by [Lemma 1](#), we have

$$\nabla \psi(\theta^0) - \nabla \phi(\theta^0)^{\top} \mathbb{E}_{\pi} [\bar{\mathbf{S}}(\theta^0; \mathbf{z})] = \mathbf{0},$$

which, by [P 3](#) and [P 4](#), implies that  $\theta^0 = \bar{\theta}(\mathbb{E}_{\pi} [\bar{\mathbf{S}}(\theta^0; \mathbf{z})])$ . By definition of  $\mathbf{s}^0$ , this yields  $\theta^0 = \bar{\theta}(\mathbf{s}^0)$ , from which it follows that  $\mathbf{s}^0 = \mathbb{E}_{\pi} [\bar{\mathbf{S}}(\bar{\theta}(\mathbf{s}^0); \mathbf{z})]$ ; i.e.,  $\mathbf{s}^0 \in \mathbb{F}$ .

## A.2 Proof of Proposition 2

Recall that

$$V(\mathbf{s}) := \mathbb{E}_\pi[f(\bar{\boldsymbol{\theta}}(\mathbf{s}); \mathbf{z})], \quad \boldsymbol{\eta}(\mathbf{s}) := \mathbb{E}_\pi[\bar{\mathbf{S}}(\bar{\boldsymbol{\theta}}(\mathbf{s}); \mathbf{z})] - \mathbf{s},$$

and that, by definition of  $\bar{\boldsymbol{\theta}}(\mathbf{s})$ ,

$$\bar{\boldsymbol{\theta}}(\mathbf{s}) := \arg \min_{\boldsymbol{\theta} \in \mathbb{T}} h(\mathbf{s}; \boldsymbol{\theta}), \quad h(\mathbf{s}; \boldsymbol{\theta}) := -\psi(\boldsymbol{\theta}) + \langle \mathbf{s}, \boldsymbol{\phi}(\boldsymbol{\theta}) \rangle, \quad (21)$$

so that the first-order optimality condition reads

$$-\nabla \psi(\bar{\boldsymbol{\theta}}(\mathbf{s})) + \nabla \phi(\bar{\boldsymbol{\theta}}(\mathbf{s}))^\top \mathbf{s} = \mathbf{0}, \quad \mathbf{s} \in \mathbb{S}. \quad (22)$$

**(a) Differentiability of  $V$ .** By Assumption 2 and P 5,  $V$  is continuously differentiable on  $\mathbb{S}$ .

**(b) Sign of  $\langle \nabla V(\mathbf{s}), \boldsymbol{\eta}(\mathbf{s}) \rangle$**  Using Lemma 1 with  $\tau = \bar{\boldsymbol{\theta}}(\mathbf{s})$  gives

$$\nabla_{\boldsymbol{\theta}} \mathbb{E}_\pi[f(\bar{\boldsymbol{\theta}}(\mathbf{s}); \mathbf{z})] = -(\nabla \psi)(\bar{\boldsymbol{\theta}}(\mathbf{s})) + (\nabla \phi)(\bar{\boldsymbol{\theta}}(\mathbf{s}))^\top \mathbb{E}_\pi[\bar{\mathbf{S}}(\bar{\boldsymbol{\theta}}(\mathbf{s}); \mathbf{z})]. \quad (23)$$

Therefore, by Equation (22) and Equation (23),

$$\nabla_{\boldsymbol{\theta}} \mathbb{E}_\pi[f(\cdot; \mathbf{z})]|_{\boldsymbol{\theta}=\bar{\boldsymbol{\theta}}(\mathbf{s})} = \{(\nabla \phi)(\bar{\boldsymbol{\theta}}(\mathbf{s}))\}^\top \boldsymbol{\eta}(\mathbf{s}). \quad (24)$$

Applying the chain rule to  $V(\mathbf{s}) = \mathbb{E}_\pi[f(\bar{\boldsymbol{\theta}}(\mathbf{s}); \mathbf{z})]$  and using Equation (23) and Equation (24) yields

$$\nabla V(\mathbf{s}) = \nabla \bar{\boldsymbol{\theta}}(\mathbf{s})^\top \nabla_{\boldsymbol{\theta}} \mathbb{E}_\pi[f(\cdot; \mathbf{z})]|_{\boldsymbol{\theta}=\bar{\boldsymbol{\theta}}(\mathbf{s})} = \nabla \bar{\boldsymbol{\theta}}(\mathbf{s})^\top \{(\nabla \phi)(\bar{\boldsymbol{\theta}}(\mathbf{s}))\}^\top \boldsymbol{\eta}(\mathbf{s}). \quad (25)$$

Next we differentiate the optimality condition in Equation (22) with respect to  $\mathbf{s}$ . Writing  $h(\mathbf{s}; \boldsymbol{\theta})$  as in Equation (21), P 4 and Assumption 1 imply that, for each fixed  $\mathbf{s} \in \mathbb{S}$ , the function  $\boldsymbol{\theta} \mapsto h(\mathbf{s}; \boldsymbol{\theta})$  is twice continuously differentiable and has a unique minimizer at  $\bar{\boldsymbol{\theta}}(\mathbf{s})$ , with positive definite Hessian  $H(\mathbf{s}) := \nabla_{\boldsymbol{\theta}}^2 h(\mathbf{s}; \boldsymbol{\theta})|_{\boldsymbol{\theta}=\bar{\boldsymbol{\theta}}(\mathbf{s})}$ . Differentiating  $\mathbf{s} \mapsto \nabla_{\boldsymbol{\theta}} h(\mathbf{s}; \boldsymbol{\theta})|_{\boldsymbol{\theta}=\bar{\boldsymbol{\theta}}(\mathbf{s})} = \mathbf{0}$  with respect to  $\mathbf{s}$  gives

$$\nabla_{\boldsymbol{\theta}}^2 h(\mathbf{s}; \boldsymbol{\theta})|_{\boldsymbol{\theta}=\bar{\boldsymbol{\theta}}(\mathbf{s})} \nabla \bar{\boldsymbol{\theta}}(\mathbf{s}) + \nabla_{\mathbf{s}} [\nabla_{\boldsymbol{\theta}} h(\mathbf{s}; \boldsymbol{\theta})]|_{\boldsymbol{\theta}=\bar{\boldsymbol{\theta}}(\mathbf{s})} = \mathbf{0}.$$

Using  $\nabla_{\boldsymbol{\theta}} h(\mathbf{s}; \boldsymbol{\theta}) = -\nabla \psi(\boldsymbol{\theta}) + \nabla \phi(\boldsymbol{\theta})^\top \mathbf{s}$  and the fact that  $\nabla_{\mathbf{s}} \mathbf{s}^\top$  is the identity matrix, we obtain

$$\nabla_{\mathbf{s}} [\nabla_{\boldsymbol{\theta}} h(\mathbf{s}; \boldsymbol{\theta})]|_{\boldsymbol{\theta}=\bar{\boldsymbol{\theta}}(\mathbf{s})} = \nabla_{\boldsymbol{\theta}} \phi(\bar{\boldsymbol{\theta}}(\mathbf{s}))^\top.$$

Hence

$$\nabla \bar{\boldsymbol{\theta}}(\mathbf{s})^\top = -\nabla \phi(\bar{\boldsymbol{\theta}}(\mathbf{s})) H(\mathbf{s})^{-1}. \quad (26)$$

Plugging Equation (26) into Equation (25) yields

$$\begin{aligned} \langle \nabla V(\mathbf{s}), \boldsymbol{\eta}(\mathbf{s}) \rangle &= \boldsymbol{\eta}(\mathbf{s})^\top \nabla V(\mathbf{s}) \\ &= -\boldsymbol{\eta}(\mathbf{s})^\top (\nabla \phi)(\bar{\boldsymbol{\theta}}(\mathbf{s})) H(\mathbf{s})^{-1} \{(\nabla \phi)(\bar{\boldsymbol{\theta}}(\mathbf{s}))\}^\top \boldsymbol{\eta}(\mathbf{s}) \\ &= -\left( \{(\nabla \phi)(\bar{\boldsymbol{\theta}}(\mathbf{s}))\}^\top \boldsymbol{\eta}(\mathbf{s}) \right)^\top H(\mathbf{s})^{-1} \left( \{(\nabla \phi)(\bar{\boldsymbol{\theta}}(\mathbf{s}))\}^\top \boldsymbol{\eta}(\mathbf{s}) \right). \end{aligned} \quad (27)$$

By P 4,  $H(\mathbf{s})$  is positive definite, so its inverse is also positive definite. Consequently,  $\langle \nabla V(\mathbf{s}), \boldsymbol{\eta}(\mathbf{s}) \rangle \leq 0$  for all  $\mathbf{s} \in \mathbb{S}$ , as claimed.

If  $\mathbf{s} \in \mathbb{F}$ , then  $\boldsymbol{\eta}(\mathbf{s}) = \mathbf{0}$  by definition, and  $\langle \nabla V(\mathbf{s}), \boldsymbol{\eta}(\mathbf{s}) \rangle = 0$  follows immediately.

## A.3 Proof of Theorem 1

**Definitions.** Define the filtration  $\{\mathcal{F}_n, n \geq 0\}$  by

$$\mathcal{F}_n := \sigma(\mathbf{s}_0, \mathbf{z}_1, \dots, \mathbf{z}_n).$$

Then  $\mathbf{s}_n \in \mathcal{F}_n$  for all  $n \geq 0$ . Define the martingale increment

$$\xi_{n+1} := \bar{\mathbf{S}}(\bar{\boldsymbol{\theta}}(\mathbf{s}_n); \mathbf{z}_{n+1}) - \mathbb{E}[\bar{\mathbf{S}}(\bar{\boldsymbol{\theta}}(\mathbf{s}_n); \mathbf{z}_{n+1}) | \mathcal{F}_n].$$

Note that for any positive measurable function  $\tau$ ,  $\mathbb{E}[\tau(\mathbf{s}_n, \mathbf{z}_{n+1}) | \mathcal{F}_n] = \mathbb{E}_\pi[\tau(\mathbf{s}, \mathbf{z})]_{\mathbf{s}=\mathbf{s}_n}$ .

Our algorithm Equation (6) can be rewritten as:

$$\mathbf{s}_{n+1} = \mathbf{s}_n + \gamma_{n+1} \{\boldsymbol{\eta}(\mathbf{s}_n) + \xi_{n+1}\}. \quad (28)$$

The proof consists in checking the assumptions of [1, Theorem 2.3], which provide a general result for the almost-sure convergence of a stable Stochastic Approximation algorithm.

**Checking the assumption A1 in [1].** It is verified under Assumption 4, Assumption 5, Assumption 6 and by Proposition 2.

**A stable algorithm w.p.1.** By Assumption 7, with probability one, the sequence  $\{\mathbf{s}_n, n \geq 0\}$  remains in a compact set  $\mathbb{K}$  of  $\mathbb{S}$  ( $\mathbb{K}$  is path-dependent). Hence, the stability condition is verified. Furthermore,  $\mathbb{K} \cap \mathbb{F} \neq \emptyset$ .

**The conditions on the step size sequence.** By Assumption 8, the step size sequence is monotone nonincreasing,  $\lim_k \gamma_k = 0$  and  $\sum_k \gamma_k = +\infty$ . For any  $\lambda_0 > 0$ , there exists  $K$  such that  $\gamma_K \leq \lambda_0$ ; since we are interested in the convergence when  $k \rightarrow \infty$ , we can assume without loss of generality that the algorithm is studied for all  $k \geq K$ .

**Show that with probability one,**  $\limsup_n \sup_{k \geq n} \|\sum_{j=n}^k \gamma_j \xi_j\| = 0$ . We prove the equivalent property: with probability one,  $\lim_n M_n$  exists (and is finite), where  $M_n := \sum_{j=1}^n \gamma_j \xi_j$ .

Let  $\{\mathbb{K}_q, q \geq 1\}$  be a sequence of compact sets of  $\mathbb{S}$  such that  $\mathbb{K}_q \subseteq \mathbb{K}_{q+1}$  and  $\bigcup_{q \in \mathbb{N}} \mathbb{K}_q = \mathbb{S}$ ; for example, set  $\mathbb{K}_q := \{\mathbf{s} \in \mathbb{S} : \|\mathbf{s}\| \leq q, d(\mathbf{s}, \mathbb{S}^c) \geq \frac{1}{q}\}$ . By Assumption 7,

$$\mathbb{P} \left( \bigcup_{q \in \mathbb{N}} \{\forall n \geq 0, \mathbf{s}_n \in \mathbb{K}_q\} \right) = 1. \quad (29)$$

We write

$$\begin{aligned} \mathbb{P} \left( \lim_n M_n \text{ exists} \right) &= \mathbb{P} \left( \left\{ \lim_n M_n \text{ exists} \right\} \cap \bigcup_{q \in \mathbb{N}} \{\forall n \geq 0, \mathbf{s}_n \in \mathbb{K}_q\} \right) \\ &= \lim_q \uparrow \mathbb{P} \left( \left\{ \lim_n M_n \text{ exists} \right\} \cap \{\forall n \geq 0, \mathbf{s}_n \in \mathbb{K}_q\} \right) \\ &= \lim_q \uparrow \mathbb{P} \left( \left\{ \lim_n M_{n,q} \text{ exists} \right\} \cap \{\forall n \geq 0, \mathbf{s}_n \in \mathbb{K}_q\} \right) \end{aligned} \quad (30)$$

where  $M_{n,q} := \sum_{j=1}^n \gamma_j \xi_j \mathbf{1}_{\mathbf{s}_{j-1} \in \mathbb{K}_q}$ . For fixed  $q \geq 0$ , the random variables  $\{M_{n,q}, n \geq 1\}$  is a  $\mathcal{F}_n$ -adapted martingale sequence, upon noting that by definition of  $\xi_n$ ,  $\mathbb{E} [\xi_n \mathbf{1}_{\mathbf{s}_{n-1} \in \mathbb{K}_q} | \mathcal{F}_{n-1}] = 0$ . By Assumption 3, it is a square-integrable martingale:

$$\mathbb{E} [\|M_{n,q}\|^2] = \sum_{j=1}^n \gamma_j^2 \mathbb{E} [\|\xi_j\|^2 \mathbf{1}_{\mathbf{s}_{j-1} \in \mathbb{K}_q}] \leq \sup_{\mathbf{s} \in \mathbb{K}_q} \mathbb{E}_\pi [\|\bar{\mathbf{S}}(\bar{\boldsymbol{\theta}}(\mathbf{s}); \mathbf{z})\|^2] \sum_{j=1}^n \gamma_j^2 < \infty.$$

Therefore, by [47, Theorem 2.15]

$$\{\lim_n M_{n,q} \text{ exists}\} \supseteq \left\{ \sum_{j \geq 1} \gamma_j^2 \mathbb{E} [\|\xi_j\|^2 \mathbf{1}_{\mathbf{s}_{j-1} \in \mathbb{K}_q} | \mathcal{F}_{j-1}] < \infty \right\}. \quad (31)$$

Using again Assumption 3 and since  $\sum_j \gamma_j^2 < \infty$  (see Assumption 8), we have

$$\mathbb{P} \left( \sum_{j \geq 1} \gamma_j^2 \mathbb{E} [\|\xi_j\|^2 \mathbf{1}_{\mathbf{s}_{j-1} \in \mathbb{K}_q} | \mathcal{F}_{j-1}] < \infty \right) = 1. \quad (32)$$

By Equation (30), Equation (31), Equation (32) and Equation (29), we have

$$\mathbb{P} \left( \lim_n M_n \text{ exists} \right) \geq \lim_q \uparrow \mathbb{P} (\forall n, \mathbf{s}_n \in \mathbb{K}_q) = 1.$$

The proof is concluded.

**Convergence of the sequence  $\{s_n, n \geq 0\}$ .** By [1, Theorem 2.3], with probability one,  $\limsup_n d(s_n, \{\langle \nabla V(s), \eta(s) \rangle = 0\} \cap \mathbb{K}) = 0$ . By [Assumption 4](#), this yields  $\limsup_n d(s_n, \mathbb{F} \cap \mathbb{K}) = 0$ .

**Convergence of the sequence  $\{\theta_n, n \geq 0\}$ .** We prove an inclusion of sets:  $\{\limsup_n d(s_n, \mathbb{F}) = 0\} \subseteq \{\limsup_n d(\theta_n, \mathbb{L}) = 0\}$ ; since the set on the LHS is almost-sure, this will imply that the set on the RHS is almost-sure. Let  $\omega \in \{\omega : \limsup_n d(s_n(\omega), \mathbb{F}) = 0\}$ . Set  $\theta_n(\omega) := \bar{\theta}(s_n(\omega))$ . Let  $\{\theta_{n_q}(\omega), q \geq 0\}$  be a converging subsequence with limiting value  $\theta_*$ ; we have to prove that  $\theta_* \in \mathbb{L}$ .

From the subsequence  $\{s_{n_q}(\omega), q \geq 0\}$ , we extract a converging subsequence  $\{s_{n_{\rho(q)}}(\omega), q \geq 0\}$  with limit  $s_*$ ; by [Assumption 7](#), such a subsequence exists and  $s_* \in \mathbb{S}$ . Since  $\omega \in \{\limsup_n d(s_n, \mathbb{F}) = 0\}$  and  $\mathbb{F}$  is closed (as a consequence of [Assumption 4](#)), then  $s_* \in \mathbb{F}$ . By [Assumption 2](#),  $\bar{\theta}$  is continuous so that  $\theta_* = \lim_q \bar{\theta}(s_{n_q}(\omega)) = \lim_q \bar{\theta}(s_{n_{\rho(q)}}(\omega)) = \bar{\theta}(s_*)$ . Therefore, by [Proposition 1](#),  $\theta_* \in \mathbb{L}$ . This concludes the proof.

#### A.4 Proof of [Theorem 2](#)

##### A.4.1 Proof of exponential family majorizer surrogate via [Equation \(18\)](#) in [Proposition 3](#)

Denote:

$$\underline{g}(\omega; \mathbf{x}) = \log \left( 1 + \sum_{k=1}^{K-1} \exp(w_k(\mathbf{x})) \right) \text{ where } w_k(\mathbf{x}) = \sum_{d=0}^{D_W} \omega_{k,d}^\top \mathbf{x}^d.$$

We have  $\underline{g}$  is  $C^2$ , then Taylor's theorem with Lagrange remainder implies that there exists some  $\alpha \in (0, 1)$  such that

$$\underline{g}(\omega; \mathbf{x}) - \underline{g}(\omega_n; \mathbf{x}) = (\omega - \omega_n)^\top \nabla \underline{g}(\omega_n; \mathbf{x}) + \frac{1}{2} (\omega - \omega_n)^\top \nabla^2 \underline{g}(\omega_n + \alpha(\omega - \omega_n); \mathbf{x}_n) (\omega - \omega_n). \quad (33)$$

**Calculate the gradient of  $\underline{g}$ .** For some  $k \in [K-1]$ ,  $p \in [P]$  and  $d \in \{0, 1, \dots, D_W\}$ , the gradient can be calculate as follow:

$$\nabla_{\omega_{k,d,p}} \underline{g} = \frac{x_p^d \exp \left( \sum_{d=0}^{D_W} \omega_{k,d}^\top \mathbf{x}^d \right)}{1 + \sum_{l=1}^{K-1} \exp \left( \sum_{d=0}^{D_W} \omega_{l,d}^\top \mathbf{x}^d \right)} = x_p^d \mathbf{g}_k(\mathbf{w}(\mathbf{x})).$$

Hence, the gradient of  $\underline{g}$  is given as:

$$\nabla \underline{g} = \left[ x_1^0 \mathbf{g}_1(\mathbf{w}(\mathbf{x})), \dots, x_1^{D_W} \mathbf{g}_1(\mathbf{w}(\mathbf{x})), \dots, x_P^0 \mathbf{g}_{K-1}(\mathbf{w}(\mathbf{x})), \dots, x_P^{D_W} \mathbf{g}_{K-1}(\mathbf{w}(\mathbf{x})) \right]^\top = \hat{\mathbf{g}} \otimes \hat{\mathbf{x}},$$

where  $\hat{\mathbf{x}} = \left[ x_1^0, \dots, x_1^{D_W}, \dots, x_P^0, \dots, x_P^{D_W} \right]^\top$ ,  $\hat{\mathbf{g}} = [\mathbf{g}_1(\mathbf{w}(\mathbf{x})), \dots, \mathbf{g}_{K-1}(\mathbf{w}(\mathbf{x}))]^\top$  and  $\otimes$  is the Kronecker product.

**Calculate for the Hessian the gradient of  $\underline{g}$ .** For some  $k_1, k_2 \in [K-1]$ ,  $d_1, d_2 \in \{0, 1, \dots, D_W\}$  and  $p_1, p_2 \in [P]$ , the Hessian can be calculated as follow:

$$\begin{aligned}\nabla_{\omega_{k_1, d_1, p_1} \omega_{k_2, d_2, p_2}} \underline{g} &= \frac{-x_{p_1}^{d_1} \exp(w_{k_1}(\mathbf{x})) x_{p_2}^{d_2} \exp(w_{k_2}(\mathbf{x}))}{\left[1 + \sum_{l=1}^{K-1} \exp(w_l(\mathbf{x}))\right]^2} = -x_{p_1}^{d_1} x_{p_2}^{d_2} \underline{g}_{k_1}(\mathbf{w}(\mathbf{x})) \underline{g}_{k_2}(\mathbf{w}(\mathbf{x})) \text{ for } k_1 \neq k_2, \\ \nabla_{\omega_{k_1, d_1, p_1} \omega_{k_1, d_2, p_2}} \underline{g} &= \frac{u_{p_1}^{d_1} x_{p_2}^{d_2} \exp(w_{k_1}(\mathbf{x})) \left(\sum_{l=1}^K \exp(w_l(\mathbf{x})) - \exp(w_{k_1}(\mathbf{x}))\right)}{\left[1 + \sum_{l=1}^{K-1} \exp(w_l(\mathbf{x}))\right]^2} \\ &= u_{p_1}^{d_1} x_{p_2}^{d_2} \underline{g}_{k_1}(\mathbf{w}(\mathbf{x})) (1 - \underline{g}_{k_1}(\mathbf{w}(\mathbf{x}))).\end{aligned}$$

Hence, the Hessian is given as:

$$\nabla^2 \underline{g} = (\text{diag}(\hat{\mathbf{g}}) - \hat{\mathbf{g}} \hat{\mathbf{g}}^\top) \otimes \hat{\mathbf{x}} \hat{\mathbf{x}}^\top.$$

**Lemma 2** (See, e.g., [5]). *If  $\mathbf{A} \succeq \mathbf{B}$  then for symmetric, nonnegative definite  $\mathbf{C}$ :*

$$\mathbf{A} \otimes \mathbf{C} \succeq \mathbf{B} \otimes \mathbf{C}.$$

**Proposition 5.** *Let  $\pi_k$  be real values in  $(0, 1)$  for  $k \in [K+1]$  and  $\sum_{k=1}^{K+1} \pi_k = 1$ . Denote  $\hat{\boldsymbol{\pi}} = [\pi_1, \pi_2, \dots, \pi_K]^\top$ . We have:*

$$\text{diag}(\hat{\boldsymbol{\pi}}) - \hat{\boldsymbol{\pi}} \hat{\boldsymbol{\pi}}^\top \leq \left( \frac{3}{4} \mathbf{I}_{K-1} - \frac{\mathbf{1}_{K-1} \mathbf{1}_{K-1}^\top}{2(K-1)} \right).$$

The proofs of [Lemma 2](#) are provided in [Section B.1](#), while the proofs of [Proposition 5](#) are detailed in [Section B.2](#).

**Proof of exponential family majorizer surrogate via [Equation \(18\)](#).** Applying [Lemma 2](#) and [Proposition 5](#) to [Equation \(33\)](#) we receive the majorization:

$$\underline{g}(\boldsymbol{\omega}; \mathbf{x}_n) \leq \underline{g}(\boldsymbol{\omega}_n; \mathbf{x}_n) + (\boldsymbol{\omega} - \boldsymbol{\omega}_n)^\top \nabla \underline{g}(\boldsymbol{\omega}_n; \mathbf{x}_n) + \frac{1}{2} (\boldsymbol{\omega} - \boldsymbol{\omega}_n)^\top \mathbf{B}_{n,K} (\boldsymbol{\omega} - \boldsymbol{\omega}_n).$$

Hence, given  $\boldsymbol{\omega} := (\omega_{k,d,p} |_{p \in [P], k \in [K-1], d \in \{0, \dots, D_W\}})$ , the overall majorization function is defined:

$$\begin{aligned}-\log s_{\boldsymbol{\theta}}(\mathbf{y}_n | \mathbf{x}_n) &\leq \sum_{k=1}^K \tau_{n,k} \log(\tau_{n,k}) - \sum_{k=1}^K \tau_{n,k} w_k(\mathbf{x}_n) - \sum_{k=1}^K \tau_{n,k} [\log(\mathcal{N}(\mathbf{y}_n; \boldsymbol{\mu}_k(\mathbf{x}_n), \boldsymbol{\Sigma}_k))] \\ &\quad + \left\{ \underline{g}(\boldsymbol{\omega}_n; \mathbf{x}_n) + (\boldsymbol{\omega} - \boldsymbol{\omega}_n)^\top \nabla \underline{g}(\boldsymbol{\omega}_n; \mathbf{x}_n) + \frac{1}{2} (\boldsymbol{\omega} - \boldsymbol{\omega}_n)^\top \mathbf{B}_{n,K} (\boldsymbol{\omega} - \boldsymbol{\omega}_n) \right\}, \\ &= \sum_{k=1}^K \tau_{n,k} \log(\tau_{n,k}) + \underline{g}(\boldsymbol{\omega}_n; \mathbf{x}_n) - \boldsymbol{\omega}_n^\top \nabla \underline{g}(\boldsymbol{\omega}_n; \mathbf{x}_n) - \sum_{k=1}^K \tau_{n,k} w_k(\mathbf{x}_n) \\ &\quad + \left\{ \boldsymbol{\omega}^\top \nabla \underline{g}(\boldsymbol{\omega}_n; \mathbf{x}_n) + \frac{1}{2} (\boldsymbol{\omega} - \boldsymbol{\omega}_n)^\top \mathbf{B}_{n,K} (\boldsymbol{\omega} - \boldsymbol{\omega}_n) \right\} \\ &\quad - \sum_{k=1}^K \tau_{n,k} [\log(\mathcal{N}(\mathbf{y}_n; \boldsymbol{\mu}_k(\mathbf{x}_n), \boldsymbol{\Sigma}_k))] =: -\log[g(\boldsymbol{\theta}, \mathbf{x}_n, \mathbf{y}_n; \boldsymbol{\theta}_n)].\end{aligned}$$

#### A.4.2 Verification of assumptions in [Theorem 2](#)

To verify the model-specific assumptions [P 1](#) to [5](#) and [Assumptions 1](#) to [3](#), we will assume that  $\mathbf{x}$  and  $\mathbf{y}$  are bounded by  $u^\#$  and  $y^\#$ , respectively.

**Verification of P 1.** For the problem of softmax-gated MoE, we consider the majorizer surrogate  $g$  to have the following form that belongs to the exponential family

$$g(\boldsymbol{\theta}, \mathbf{z}; \boldsymbol{\tau}) := -\psi(\boldsymbol{\theta}) + \langle \bar{\mathbf{S}}(\boldsymbol{\tau}; \mathbf{z}), \boldsymbol{\phi}(\boldsymbol{\theta}) \rangle, \quad (34)$$

where,

$$\boldsymbol{\phi}(\boldsymbol{\theta}) := \begin{bmatrix} \boldsymbol{\omega} \\ \text{vec}(\boldsymbol{\omega}\boldsymbol{\omega}^\top) \\ \boldsymbol{\kappa} \\ \boldsymbol{\zeta} \\ \boldsymbol{\Delta} \\ \bar{\boldsymbol{\Sigma}} \end{bmatrix}, \quad \bar{\mathbf{S}}(\boldsymbol{\tau}; \mathbf{z}) = \begin{bmatrix} -\boldsymbol{\xi} + \nabla f(\boldsymbol{\tau}) - \mathbf{B}\boldsymbol{\tau} \\ \frac{1}{2} \text{vec}(\mathbf{B}) \\ \boldsymbol{\tau} \otimes \mathbf{y}^2 \\ -2\boldsymbol{\tau} \otimes (\mathbf{y} \otimes \mathbf{r}) \\ \boldsymbol{\tau} \otimes (\text{vec}(\mathbf{r}\mathbf{r}^\top) \otimes \mathbf{1}_Q) \\ \boldsymbol{\tau} \otimes \mathbf{1}_Q \end{bmatrix}, \quad \psi(\boldsymbol{\theta}) = C.$$

Here,  $C$  represents the constants that are independent of  $\boldsymbol{\omega}$  and  $\boldsymbol{\kappa}, \boldsymbol{\zeta}, \boldsymbol{\Delta}, \bar{\boldsymbol{\Sigma}}$  and  $\boldsymbol{\tau}$  are defined as follows:

$$\begin{aligned} \bar{\boldsymbol{\Sigma}} &= [\log \sigma_{1,1}^2, \dots, \log \sigma_{1,Q}^2, \log \sigma_{2,1}^2, \dots, \log \sigma_{K,Q}^2]^\top, \quad \boldsymbol{\kappa} = \left[ \frac{1}{\sigma_{1,1}^2}, \dots, \frac{1}{\sigma_{1,Q}^2}, \frac{1}{\sigma_{2,1}^2}, \dots, \frac{1}{\sigma_{K,Q}^2} \right]^\top, \\ \boldsymbol{\zeta} &= \text{vec} \left( \left[ \frac{\boldsymbol{\Upsilon}_{1,1}^\top}{\sigma_{1,1}^2}, \dots, \frac{\boldsymbol{\Upsilon}_{1,Q}^\top}{\sigma_{1,Q}^2}, \frac{\boldsymbol{\Upsilon}_{2,1}^\top}{\sigma_{2,1}^2}, \dots, \frac{\boldsymbol{\Upsilon}_{K,Q}^\top}{\sigma_{K,Q}^2} \right] \right), \quad \boldsymbol{\tau} = [\tau_1, \tau_2, \dots, \tau_K]^\top, \\ \boldsymbol{\Delta} &= \text{vec} \left( \frac{\text{vec}(\boldsymbol{\Upsilon}_{1,1}^\top \boldsymbol{\Upsilon}_{1,1})}{\sigma_{1,1}^2}, \dots, \frac{\text{vec}(\boldsymbol{\Upsilon}_{1,Q}^\top \boldsymbol{\Upsilon}_{1,Q})}{\sigma_{1,Q}^2}, \frac{\text{vec}(\boldsymbol{\Upsilon}_{2,1}^\top \boldsymbol{\Upsilon}_{2,1})}{\sigma_{2,1}^2}, \dots, \frac{\text{vec}(\boldsymbol{\Upsilon}_{K,Q}^\top \boldsymbol{\Upsilon}_{K,Q})}{\sigma_{K,Q}^2} \right). \end{aligned}$$

Furthermore, since  $\boldsymbol{\phi}, \psi$  and  $\bar{\mathbf{S}}$  are composed of elementary functions applied component-wise to their parameters, they are trivially continuously differentiable and measurable due to the smoothness and measurability properties of elementary functions.

**Verification of P 2.** For  $\mathbf{B}_{n,K}$  defined in Equation (16), it can be proven that for any eigenvalue  $\lambda_{\mathbf{B}_{n,K}}$  of  $\mathbf{B}_{n,K}$ ,  $\lambda_{\mathbf{B}_{n,K}}$  is bounded in the interval  $\left(\frac{1}{M_0}, M_0\right)$  for some positive real number  $M_0$ .

Additionally, since  $\lambda_{\mathbf{B}_{n,K}}^{\max} = \frac{1}{\lambda_{\mathbf{B}_{n,K}}^{\min}} < \frac{1}{M_0}$  and  $\lambda_{\mathbf{B}_{n,K}}^{\min} = \frac{1}{\lambda_{\mathbf{B}_{n,K}}^{\max}} > \frac{1}{M_0}$ . Thus, for all eigenvalues  $\lambda_{\mathbf{B}_{n,K}^{-1}}$  of  $\mathbf{B}_{n,K}^{-1}$ ,  $\lambda_{\mathbf{B}_{n,K}^{-1}} \in \left(\frac{1}{M_0}, M_0\right)$ .

Knowing this value  $M_0$ , we can define  $\mathbb{S}$  as follows:

$$\begin{aligned} \mathbb{S} &= \{(\mathbf{s}_1, \text{vec}(\mathbf{S}_2), \mathbf{s}_3, \mathbf{s}_4, \mathbf{s}_5, \mathbf{s}_6) : \mathbf{s}_1 \in \mathbb{R}^{(K-1)P(D_W+1)}; \\ &\quad \mathbf{S}_2 \in \mathbb{R}^{(K-1)P(D_W+1) \times (K-1)P(D_W+1)}, \mathbf{S}_2 \succeq \mathbf{0}, \lambda \in \left(\frac{1}{M_0}, M_0\right) \text{ for all eigenvalues } \lambda \text{ of } \mathbf{S}_2; \\ &\quad \mathbf{s}_3 \in \mathbb{R}^{KQ}, \quad \mathbf{s}_4 \in \mathbb{R}^{KPQ(D_V+1)}; \quad \mathbf{s}_6 \in \mathbb{R}_+^{KQ}; \\ &\quad \mathbf{s}_5 \in \mathbb{R}^{KQ(P(D_V+1))^2}, \text{mat}(\mathbf{s}_{5,k;q}) \succeq \mathbf{0} \text{ for all } k \in [K], q \in [Q]\}. \end{aligned} \quad (35)$$

It is trivial that  $\mathbb{S}$  denoted above satisfies the requirements of P 2.

**Verification of P 3.**  $\bar{\mathbf{S}}(\boldsymbol{\theta}, \mathbf{z})$  is composed of elementary functions applied component-wise to  $\mathbf{x}$  and  $\mathbf{y}$ , hence its expectation exist and lies in  $\mathbb{S}$ . Furthermore, since  $\mathbf{x}$  and  $\mathbf{y}$  are bounded, it can be shown that  $\boldsymbol{\tau}, \mathbf{B}, \mathbf{r}, \boldsymbol{\xi}$  and  $\nabla \underline{\mathbf{g}}$  are all bounded. Thus, the expectation  $\mathbb{E}_\pi[\bar{\mathbf{S}}(\boldsymbol{\theta}; \mathbf{z})]$  exists, lies within  $\mathbb{S}$ , for any  $\boldsymbol{\theta} \in \mathbb{T}$ .

**Verification of P 4.** This assumption is proven in Section A.5.3 where we have shown that  $\boldsymbol{\omega}, \boldsymbol{\Upsilon}, \boldsymbol{\sigma}^2$  of the next iteration are the unique solution to the minimization problem of the current iteration. Indeed, since the objective is strictly convex in each block, the minimizer is unique and measurable.

**Verification of P 5.** Since  $f(\boldsymbol{\theta}; \mathbf{z})$  is continuously differentiable in  $\boldsymbol{\theta}$  for all  $\mathbf{z}$  and dominated by an integrable envelope (due to bounded covariates and responses), differentiation under the expectation is valid, hence  $\boldsymbol{\theta} \mapsto \mathbb{E}[f(\boldsymbol{\theta}; \mathbf{z})]$  is  $C^1$  on  $\mathbb{T}$ .



**Verification of Assumption 1.** Since we have  $\omega \in \mathbb{R}^{P \times K \times (D_W + 1)}$ ,  $\Upsilon \in \mathbb{R}^{K \times (D_V + 1) \times Q \times P}$  and  $\sigma^2 \in \mathbb{R}_+^{K \times Q \times Q}$ , thus  $\mathbb{T} = \mathbb{R}^{P \times K \times (D_W + 1)} \times \mathbb{R}^{K \times (D_V + 1) \times Q \times P} \times \mathbb{R}_+^{K \times Q \times Q}$  is a convex and open set. Furthermore, similar to the verification of P 1, we can show that  $\psi$  and  $\phi$  is twice continuously differentiable throughout  $\mathbb{T}$ .

**Verification of Assumption 2.** From Section A.5.3, we have the function  $\bar{\theta}(s)$  is defined as:

$$\bar{\theta}(s) = \begin{bmatrix} - (2 \text{mat}(s_2))^{-1} s_1 \\ - \frac{\left( \text{mat}(s_{5,k:q}) + \text{mat}(s_{5,k:q})^\top \right)^{-1} s_{4,k:q},}{s_{3,kq} + s_{4,k:q}^\top \Upsilon_{k,q,:}^\top + s_{5,k:q}^\top \text{vec}(\Upsilon_{k,q,:}^\top \Upsilon_{k,q,:})} s_{6,kq} \end{bmatrix}, \quad s = (s_1, s_2, s_3, s_4, s_5, s_6).$$

It is trivial to show that  $\bar{\theta}(s)$  is continuously differentiable for  $s_1, s_3, s_4, s_6$ . For  $s_2, s_5$ , we have  $v \rightarrow \text{mat}(v) + \text{mat}(v)^\top$  is an affine transformation, thus it is continuously differentiable. Furthermore, from Section A.5.3, we know that  $2 \text{mat}(s_2)$  and  $\text{mat}(s_5) + \text{mat}(s_5)^\top$  are positive definite, thus their inverts are non-singular, thus their inverts are continuously differentiable. This concludes our proof.

**Verification of Assumption 3.** By applying Lemma 3 in addition with the fact that  $\kappa, \xi, \Delta, \bar{\Sigma}$  (defined in Section A.5.2) are all bounded. We can conclude that for all compact set  $\mathbb{K} \subset \mathbb{S}$ ,  $\bar{S}(\theta(s), x)$  is bounded by a number  $\beta$ . Hence,

$$\sup_{s \in \mathbb{K}} (\mathbb{E}_\pi [|\bar{S}(\theta(s); x)|^2]) < \beta^2 < \infty.$$

**Lemma 3.** Let  $\mathbb{K}$  be a compact subset of  $\mathbb{S}$ . Then for all  $s_1, s_2 \in \mathbb{K}$ , we have  $(2 \text{mat}(s_2))^{-1} s_1$  is bounded.

*Proof of Lemma 3.* Since  $s_2 \in \mathbb{K} \subset \mathbb{S}$ , we have  $\text{mat}(s_2)$  eigenvalues are bounded in  $(\frac{1}{M_0}, M_0)$ . This leads to  $\text{mat}(s_2)$  being bounded. Furthermore, we have  $s_1 \in \mathbb{K}$  and  $\mathbb{K}$  is compact, so  $s_1$  is also bounded. Combining these two reasons we conclude the proof.  $\square$

**Verification of Assumption 7.** First, notice that since  $x$  and  $y$  are bounded,  $\kappa, \xi, \Delta, \bar{\Sigma}$  are also bounded. Thus by applying Lemma 4, we can show that  $s_{i,n}$  is bounded for all  $i \in \{2, \dots, 6\}$ . Additionally, since  $\kappa, \xi, \Delta, \bar{\Sigma}$  are bounded, due to how we choose  $\mathbb{S}$ , for all  $i \in \{2, \dots, 6\}$ , there exist a compact set  $\mathbb{J}_i \subset \mathbb{S}$  that satisfy the condition of Lemma 5 for sequence  $s_i$ . Hence, by applying Lemma 5, we can show that

$$\liminf d(s_{i,n}, \mathbb{S}^c) > 0, \quad \forall i \in \{2, \dots, 6\}.$$

Since,  $x$  and  $y$  are taken from compact sets, we can apply Lemma 5 for  $s_i, \forall i \in \{2, \dots, 6\}$ , and thus having

$$\liminf d(s_{i,n}, \mathbb{S}^c) > 0, \quad \forall i \in \{2, \dots, 6\}.$$

**Lemma 4.** Given a sequence of vectors  $(v_n)_{n=0}^{+\infty}$  satisfying

$$v_{n+1} = v_n + \gamma_n (f(n) - v_n),$$

where  $0 < \gamma_n < 1$ . If  $f$  is bounded (element-wise), then,  $v_n$  is bounded (element-wise).

**Lemma 5.** Let  $\mathbb{H}$  be a convex, open set. Given a sequence of vectors  $(v_n)_{n=0}^{+\infty}$  in  $\mathbb{H}$  satisfying

$$v_{n+1} = v_n + \gamma_n (f(n) - v_n),$$

where  $0 < \gamma_n < 1$ . Then, if there exist a compact set  $\mathbb{J} \subseteq \mathbb{H}$  such that  $f(n) \in \mathbb{J} \quad \forall n$ , we have

$$\liminf \{d(v_n, \mathbb{S}^c)\} > 0.$$

*Proof of Lemma 4.* Let say  $f$  is bounded (element-wise) by  $\alpha$ . Denote  $\alpha_0 = \max(\alpha, t_0)$  (element-wise). We will show by induction that  $v_n$  is upper bounded by  $\alpha_0$  (element-wise). We have  $t_0 \leq \alpha_0$ . Let say for some  $n$ , we have  $v_n \leq \alpha_0$  (element-wise), then:

$$v_{n+1} = (1 - \gamma_{n+1})v_n + \gamma_{n+1}f(n) \leq (1 - \gamma_{n+1})\alpha_0 + \gamma_{n+1}\alpha_0 = \alpha_0.$$

Hence, by induction, we have shown that  $v_n$  is upper bounded. Doing similarly for the lower bound, we complete the proof.  $\square$

*Proof of Lemma 5.* Let  $\hat{\mathbb{J}}$  be the smallest compact, convex set that contains  $\mathbb{J} \cup \{\mathbf{t}_0\}$  (i.e.  $\hat{\mathbb{J}}$  is the convex hull of  $\mathbb{J} \cup \{\mathbf{t}_0\}$ ). We know that  $\mathbf{t}_0 \in \mathbb{H}$  and  $\mathbb{J} \subseteq \mathbb{H}$ , hence  $\mathbb{J} \cup \{\mathbf{t}_0\} \subseteq \mathbb{H}$ . Since  $\mathbb{H}$  is convex and open, we have  $\hat{\mathbb{J}} \subset \mathbb{H}$ . We will show by induction that  $\mathbf{v}_n \in \hat{\mathbb{J}}$  for all  $n$ . We have  $\mathbf{t}_0 \in \hat{\mathbb{J}}$ . Assume that  $\mathbf{v}_n \in \hat{\mathbb{J}}$ , we have:

$$\mathbf{v}_{n+1} = (1 - \gamma_n)\mathbf{v}_n + \gamma_n \mathbf{f}(n)$$

is a convex combination of  $\mathbf{v}_n$  and  $\mathbf{f}(n)$ . But since both  $\mathbf{v}_n$  and  $\mathbf{f}(n)$  are elements of  $\hat{\mathbb{J}}$ ,  $\mathbf{v}_{n+1} \in \hat{\mathbb{J}}$ . Hence, by induction we have  $\mathbf{v}_n \in \hat{\mathbb{J}} \quad \forall n$ . Lastly, since  $\hat{\mathbb{J}}$  is a compact subset of the open set  $\mathbb{S}$ , there exist  $\varepsilon > 0$  such that for all  $\mathbf{a} \in \hat{\mathbb{J}}$  and  $\mathbf{b} \in \mathbb{S}^c$ ,

$$d(\mathbf{a}, \mathbf{b}) > \varepsilon.$$

Combining this with the previous proven facts, we yield

$$\liminf \{d(\mathbf{v}_n, \mathbb{S}^c)\} > \varepsilon > 0.$$

This completes the proof.  $\square$

**Verification of Assumption 8.** By taking  $\gamma_n = \gamma_0 n^{-\alpha}$  with  $\alpha \in (\frac{1}{2}, 1]$  and  $\gamma_0 \in (0, 1)$ , all requirements of Assumption 8 are met.

**Remark 2.** Although formal proofs for Assumption 7 (in the case of  $\mathbf{s}_{n,1}$ ) and Assumptions 4 and 5 remain elusive, we adopt these as working assumptions for the MoE model. Nonetheless, our experiments on both synthetic and real-world datasets consistently demonstrate that our proposed method achieves convergence reliably, with a faster convergence rate and higher accuracy compared to the baseline models.

## A.5 Derivation of the Algorithm 2

### A.5.1 Construction of the incremental stochastic MM algorithm for $O_{gate}$

$$O_{gate}(\boldsymbol{\omega}, \boldsymbol{\theta}_n) = - \sum_{k=1}^K \tau_k w_k(\mathbf{x}) + \left\{ \boldsymbol{\omega}^\top \nabla \underline{\mathbf{g}}(\boldsymbol{\omega}_n; \mathbf{x}_n) + \frac{1}{2} (\boldsymbol{\omega} - \boldsymbol{\omega}_n)^\top \mathbf{B}_{n,K} (\boldsymbol{\omega} - \boldsymbol{\omega}_n) \right\}.$$

Let us denote vector:

$$\boldsymbol{\xi} = [\tau_1 x_1^0, \tau_1 x_1^1, \dots, \tau_1 x_1^{D_W}, \dots, \tau_{K-1} x_1^{D_W}, \dots, \tau_{K-1} x_P^{D_W}]^\top.$$

Hence:

$$O_{gate}(\boldsymbol{\omega}, \boldsymbol{\theta}_n) = (-\boldsymbol{\xi}^\top + \nabla \underline{\mathbf{g}}(\boldsymbol{\omega}_n; \mathbf{x}_n)^\top - \boldsymbol{\omega}_n^\top \mathbf{B}) \boldsymbol{\omega} + \frac{1}{2} \boldsymbol{\omega}^\top \mathbf{B} \boldsymbol{\omega} + C,$$

$$\mathbf{B} = \left( \frac{3}{4} \mathbf{I}_{K-1} - \frac{\mathbf{1}_{K-1} \mathbf{1}_{K-1}^\top}{2(K-1)} \right) \otimes \hat{\mathbf{x}} \hat{\mathbf{x}}^\top,$$

where  $C$  represents the constants that are independent of  $\boldsymbol{\omega}$ .

Here the incremental stochastic MM algorithm can be written as:

$$\phi(\boldsymbol{\omega}) := \begin{bmatrix} \boldsymbol{\omega} \\ \text{vec}(\boldsymbol{\omega} \boldsymbol{\omega}^\top) \end{bmatrix}, \quad \bar{\mathbf{S}}(\boldsymbol{\tau}; \mathbf{z}) = \begin{bmatrix} -\boldsymbol{\xi} + \nabla \underline{\mathbf{g}}(\boldsymbol{\tau}) - \mathbf{B} \boldsymbol{\tau} \\ \frac{1}{2} \text{vec}(\mathbf{B}) \end{bmatrix}, \quad \psi(\boldsymbol{\omega}) = C.$$

### A.5.2 Construction of the incremental stochastic MM algorithm for $O_{expert}$

Recall that the expert function to be minimized is given by:

$$O_{expert}(\boldsymbol{\Upsilon}, \boldsymbol{\sigma}^2, \boldsymbol{\theta}) = \sum_{k=1}^K [\tau_k (\mathbf{y} - \mathbf{v}_k(\mathbf{x}))^\top \boldsymbol{\Sigma}_k^{-1} (\mathbf{y} - \mathbf{v}_k(\mathbf{x})) + \tau_k \log |\boldsymbol{\Sigma}_k|]^\top$$

$$= \sum_{k=1}^K [\tau_k (\mathbf{y} - \boldsymbol{\Upsilon}_k \mathbf{r})^\top \boldsymbol{\Sigma}_k^{-1} (\mathbf{y} - \boldsymbol{\Upsilon}_k \mathbf{r}) + \tau_k \log |\boldsymbol{\Sigma}_k|]^\top.$$

Where  $\Upsilon_k = [\Upsilon_{k,0}, \dots, \Upsilon_{k,D_V}]$  is a  $Q \times P(D_V + 1)$  matrix and  $\mathbf{r} = \text{vec}([\mathbf{x}^0, \dots, \mathbf{x}^{D_V}])$  is a  $P(D_V + 1)$ -vector. We further denote  $\Upsilon_{k,q,:}$  to be the vector containing the  $q$ -th row of  $\Upsilon_k$  and  $\sigma_{k,q}^2$  to be the values on the diagonal of  $\Sigma_k$  for  $q \in [Q]$ .

Here the incremental stochastic MM algorithm can be written as:

$$\phi(\mathbf{v}, \boldsymbol{\sigma}) := \begin{bmatrix} \boldsymbol{\kappa} \\ \boldsymbol{\zeta} \\ \boldsymbol{\Delta} \\ \bar{\boldsymbol{\Sigma}} \end{bmatrix}, \quad \bar{\mathbf{S}}(\boldsymbol{\tau}; \mathbf{x}) = \begin{bmatrix} \boldsymbol{\tau} \otimes \mathbf{y}^2 \\ -2\boldsymbol{\tau} \otimes (\mathbf{y} \otimes \mathbf{r}) \\ \boldsymbol{\tau} \otimes (\text{vec}(\mathbf{r}\mathbf{r}^\top) \otimes \mathbf{1}_Q) \\ \boldsymbol{\tau} \otimes \mathbf{1}_Q \end{bmatrix}, \quad \text{where}$$

$$\bar{\boldsymbol{\Sigma}} = [\log \sigma_{1,1}^2, \dots, \log \sigma_{1,Q}^2, \log \sigma_{2,1}^2, \dots, \log \sigma_{K,Q}^2]^\top, \quad \boldsymbol{\kappa} = \left[ \frac{1}{\sigma_{1,1}^2}, \dots, \frac{1}{\sigma_{1,Q}^2}, \frac{1}{\sigma_{2,1}^2}, \dots, \frac{1}{\sigma_{K,Q}^2} \right]^\top,$$

$$\boldsymbol{\zeta} = \text{vec} \left( \left[ \frac{\Upsilon_{1,1}^\top}{\sigma_{1,1}^2}, \dots, \frac{\Upsilon_{1,Q}^\top}{\sigma_{1,Q}^2}, \frac{\Upsilon_{2,1}^\top}{\sigma_{2,1}^2}, \dots, \frac{\Upsilon_{K,Q}^\top}{\sigma_{K,Q}^2} \right] \right), \quad \boldsymbol{\tau} = [\tau_1, \tau_2, \dots, \tau_K]^\top,$$

$$\boldsymbol{\Delta} = \text{vec} \left( \frac{\text{vec}(\Upsilon_{1,1}^\top \Upsilon_{1,1})}{\sigma_{1,1}^2}, \dots, \frac{\text{vec}(\Upsilon_{1,Q}^\top \Upsilon_{1,Q})}{\sigma_{1,Q}^2}, \frac{\text{vec}(\Upsilon_{2,1}^\top \Upsilon_{2,1})}{\sigma_{2,1}^2}, \dots, \frac{\text{vec}(\Upsilon_{K,Q}^\top \Upsilon_{K,Q})}{\sigma_{K,Q}^2} \right).$$

Results from [Sections A.5.1](#) and [A.5.2](#) imply the desired updates of [Equation \(6\)](#) presented in [Algorithm 2](#).

### A.5.3 Parameters update

**Lemma 6.** Consider the series  $\mathbf{u}_m$  defined as follows:

$$\mathbf{u}_0 = \mathbf{A} \in \mathbb{R}^{m \times m}, \quad \mathbf{u}_{m+1} = \mathbf{u}_m + \Lambda(\mathbf{B} - \mathbf{u}_m), \quad \forall m \geq 1, \quad \text{here } \mathbf{B} \in \mathbb{R}^{m \times m}.$$

Then,  $\mathbf{u}_m \succeq \mathbf{0}$  for all  $m$  if the following conditions are satisfied:  $\mathbf{u}_0 \succeq \mathbf{0}$ ,  $\mathbf{B} \succeq \mathbf{0}$  and  $1 > \Lambda > 0$ .

The proofs for [Lemma 6](#) are shown in [Section B.3](#).

#### Gating update:

At the  $n + 1$  iteration, our gating parameters are calculated as followed:

$$\boldsymbol{\omega}_{n+1} = \arg \min_{\boldsymbol{\omega}} [\boldsymbol{\omega}^\top \mathbf{s}_{n+1,1} + \text{vec}(\boldsymbol{\omega}\boldsymbol{\omega}^\top)^\top \mathbf{s}_{n+1,2}].$$

The first and second derivatives of  $r_1(\boldsymbol{\omega}) = \boldsymbol{\omega}^\top \mathbf{s}_{n+1,1} + \text{vec}(\boldsymbol{\omega}\boldsymbol{\omega}^\top)^\top \mathbf{s}_{n+1,2}$  are:

$$\nabla r_1(\boldsymbol{\omega}) = \mathbf{s}_{n+1,1} + (\text{mat}(\mathbf{s}_{n+1,2}) + \text{mat}(\mathbf{s}_{n+1,2})^\top) \boldsymbol{\omega}, \quad (36)$$

$$\nabla^2 r_1(\boldsymbol{\omega}) = \text{mat}(\mathbf{s}_{n+1,2}) + \text{mat}(\mathbf{s}_{n+1,2})^\top. \quad (37)$$

Since

$$\mathbf{s}_{n+1,2} = \mathbf{s}_{n,2} + \gamma_{n+1} \left[ \frac{1}{2} \text{vec} \mathbf{B}_{n,K} - \mathbf{s}_{n,2} \right],$$

hence:

$$\text{mat}(\mathbf{s}_{n+1,2}) = \text{mat}(\mathbf{s}_{n,2}) + \gamma_{n+1} \left[ \frac{1}{2} \mathbf{B}_{n,K} - \text{mat}(\mathbf{s}_{n,2}) \right].$$

Now by applying [Lemma 6](#) (knowing  $\text{mat}(\mathbf{s}_{0,2}) \succeq \mathbf{0}$ ), we have  $\text{mat}(\mathbf{s}_{n,2})$  is positive semi-definite for all  $n$ . Combine this with [Equation \(37\)](#), we have  $\boldsymbol{\omega}_{n+1}$  is the solution of [Equation \(36\)](#). Moreover, since  $\mathbf{s}_{0,2}$  and  $\mathbf{B}_{n,K}$  are PSD matrices for all integer  $n$ , by induction, we have  $\text{mat}(\mathbf{s}_{n,2})$  is a PSD matrix for all  $n$ .

Hence,

$$\boldsymbol{\omega}_{n+1} = -(2 \text{mat}(\mathbf{s}_{n+1,2}))^{-1} \mathbf{s}_{n+1,1},$$

where  $\text{mat}(\mathbf{s}_{n+1,2})$  represents the reshaping of  $\mathbf{s}_{n+1,2}$  into a  $K(D_W + 1)P \times K(D_W + 1)P$  square matrix.

### Expert mean functions update:

At the  $n + 1$  iteration, our expert mean functions parameters are calculated as followed:

$$\mathbf{\Upsilon}_{n+1,k,q,:} = \arg \min_{\mathbf{\Upsilon}_{k,q,:}} \left[ \mathbf{s}_{n+1,4,k;q}^\top \frac{\mathbf{\Upsilon}_{k,q,:}^\top}{\sigma_{k,q}^2} + \mathbf{s}_{n+1,5,k;q}^\top \frac{\text{vec}(\mathbf{\Upsilon}_{k,q,:}^\top \mathbf{\Upsilon}_{k,q,:})}{\sigma_{k,q}^2} \right].$$

The first and second derivatives of

$$r_2(\mathbf{\Upsilon}_{k,q,:}) = \mathbf{s}_{n+1,4,k;q}^\top \frac{\mathbf{\Upsilon}_{k,q,:}^\top}{\sigma_{k,q}^2} + \mathbf{s}_{n+1,5,k;q}^\top \frac{\text{vec}(\mathbf{\Upsilon}_{k,q,:}^\top \mathbf{\Upsilon}_{k,q,:})}{\sigma_{k,q}^2}$$

are:

$$\nabla r_2(\mathbf{\Upsilon}_{k,q,:}) = \frac{\mathbf{s}_{n+1,4,k;q}}{\sigma_{k,q}^2} + \frac{(\text{mat}(\mathbf{s}_{n+1,5,k;q}) + \text{mat}(\mathbf{s}_{n+1,5,k;q})^\top)}{\sigma_{k,q}^2} \mathbf{\Upsilon}_{k,q,:}^\top, \text{ and} \quad (38)$$

$$\nabla^2 r_2(\mathbf{\Upsilon}_{k,q,:}) = \frac{(\text{mat}(\mathbf{s}_{n+1,5,k;q}) + \text{mat}(\mathbf{s}_{n+1,5,k;q})^\top)}{\sigma_{k,q}^2}. \quad (39)$$

Since

$$\mathbf{s}_{n+1,5,k;q} = \mathbf{s}_{n,5,k;q} + \gamma_{n+1} (\text{vec}(\mathbf{r}\mathbf{r}^\top) - \mathbf{s}_{n,5,k;q}),$$

hence:

$$\text{mat}(\mathbf{s}_{n+1,5,k;q}) = \text{mat}(\mathbf{s}_{n,5,k;q}) + \gamma_{n+1} (\mathbf{r}\mathbf{r}^\top - \text{mat}(\mathbf{s}_{n,5,k;q})).$$

Now by applying [Lemma 6](#), knowing that:

$$\text{mat}(\mathbf{s}_{0,5,k;q}) = \widehat{\mathbf{s}}\widehat{\mathbf{s}}^\top + \mathbf{I}_{D_V+1} \succeq \mathbf{0},$$

we have  $\text{mat}(\mathbf{s}_{n,5,k;q})$  is positive definite for all  $n$  and  $k \in [K]$ ,  $q \in [Q]$ . Combine this with [Equation \(39\)](#), we have the solution of [Equation \(38\)](#) is the global minimum of  $r_2(\mathbf{\Upsilon}_{k,q,:})$ . Additionally, it can be shown by induction that  $\text{mat}(\mathbf{s}_{n,5,k;q})$  is always a symmetric matrix.

Hence:

$$\mathbf{\Upsilon}_{n+1,k,q,:} = -(2 \text{mat}(\mathbf{s}_{n+1,5,k;q}))^{-1} \mathbf{s}_{n+1,4,k;q},$$

where  $\text{mat}(\mathbf{s}_{n+1,5,k;q})$  is  $\mathbf{s}_{n+1,5,k;q}$  reshape into  $P(D_V + 1) \times P(D_V + 1)$  square matrix.

### Expert variance update:

At the  $n + 1$  iteration, our expert variance parameters are calculated as followed:

$$\sigma_{n+1,k,q}^2 = \arg \min_{\sigma_{k,q}^2} \left[ s_{n+1,3,k;q} \frac{1}{\sigma_{k,q}^2} + \mathbf{s}_{n+1,4,k;q}^\top \frac{\mathbf{\Upsilon}_{k,q,:}^\top}{\sigma_{k,q}^2} + \mathbf{s}_{n+1,5,k;q}^\top \frac{\text{vec}(\mathbf{\Upsilon}_{k,q,:}^\top \mathbf{\Upsilon}_{k,q,:})}{\sigma_{k,q}^2} + s_{n+1,6,k;q} \log(\sigma_{k,q}^2) \right].$$

The first and second derivatives of:

$$r_3(\sigma_{k,q}^2) = s_{n+1,3,k;q} \frac{1}{\sigma_{k,q}^2} + \mathbf{s}_{n+1,4,k;q}^\top \frac{\mathbf{\Upsilon}_{k,q,:}^\top}{\sigma_{k,q}^2} + \mathbf{s}_{n+1,5,k;q}^\top \frac{\text{vec}(\mathbf{\Upsilon}_{k,q,:}^\top \mathbf{\Upsilon}_{k,q,:})}{\sigma_{k,q}^2} + s_{n+1,6,k;q} \log(\sigma_{k,q}^2)$$

are:

$$\nabla r_3(\sigma_{k,q}^2) = -\frac{s_{n+1,3,k;q} + \mathbf{s}_{n+1,4,k;q}^\top \frac{\mathbf{\Upsilon}_{k,q,:}^\top}{\sigma_{k,q}^2} + \mathbf{s}_{n+1,5,k;q}^\top \frac{\text{vec}(\mathbf{\Upsilon}_{k,q,:}^\top \mathbf{\Upsilon}_{k,q,:})}{\sigma_{k,q}^2}}{\sigma_{k,q}^4} + \frac{s_{n+1,6,k;q}}{\sigma_{k,q}^2}, \quad (40)$$

$$\nabla^2 r_3(\sigma_{k,q}^2) = 2 \frac{s_{n+1,3,k;q} + \mathbf{s}_{n+1,4,k;q}^\top \frac{\mathbf{\Upsilon}_{k,q,:}^\top}{\sigma_{k,q}^2} + \mathbf{s}_{n+1,5,k;q}^\top \frac{\text{vec}(\mathbf{\Upsilon}_{k,q,:}^\top \mathbf{\Upsilon}_{k,q,:})}{\sigma_{k,q}^2}}{\sigma_{k,q}^6} - \frac{s_{n+1,6,k;q}}{\sigma_{k,q}^4}.$$

We shall prove that the solution to Equation (40) is a global minimum of:

$$s_{n+1,3,kq} \frac{1}{\sigma_{k,q}^2} + \mathbf{s}_{n+1,4,k;q}^\top \frac{\mathbf{\Upsilon}_{k,q,:}^\top}{\sigma_{k,q}^2} + \mathbf{s}_{n+1,5,k;q}^\top \frac{\text{vec}(\mathbf{\Upsilon}_{k,q,:}^\top \mathbf{\Upsilon}_{k,q,:})}{\sigma_{k,q}^2} + s_{n+1,6,kq} \log(\sigma_{k,q}^2).$$

Denote  $\sigma_{n+1,k,q}^2 = \frac{s_{n+1,3,kq} + \mathbf{s}_{n+1,4,k;q}^\top \mathbf{\Upsilon}_{k,q,:}^\top + \mathbf{s}_{n+1,5,k;q}^\top \text{vec}(\mathbf{\Upsilon}_{k,q,:}^\top \mathbf{\Upsilon}_{k,q,:})}{s_{n+1,6,kq}}$  be such solution, we have:

$$\begin{aligned} & \sigma_{n+1,k,q}^6 \nabla^2 r_3(\sigma_{n+1,k,q}^2) \\ &= s_{n+1,3,kq} + \mathbf{s}_{n+1,4,k;q}^\top \mathbf{\Upsilon}_{k,q,:}^\top + \mathbf{s}_{n+1,5,k;q}^\top \text{vec}(\mathbf{\Upsilon}_{k,q,:}^\top \mathbf{\Upsilon}_{k,q,:}) \\ &= s_{n,3,kq} + \gamma_{n+1} (\tau_k y_q^2 - s_{n,3,kq}) + [\mathbf{s}_{n,4,k;q} + \gamma_{n+1} ((-2y_q \tau_k \mathbf{r}) - \mathbf{s}_{n,4,k;q})]^\top \mathbf{\Upsilon}_{k,q,:}^\top \\ &\quad + [\mathbf{s}_{n,5,k;q} + \gamma_{n+1} (\tau_k (\text{vec}(\mathbf{r} \mathbf{r}^\top)) - \mathbf{s}_{n,5,k;q})]^\top \text{vec}(\mathbf{\Upsilon}_{k,q,:}^\top \mathbf{\Upsilon}_{k,q,:}) \\ &= (1 - \gamma_{n+1}) [s_{n,3,kq} + \mathbf{s}_{n,4,k;q}^\top \mathbf{\Upsilon}_{k,q,:}^\top + \mathbf{s}_{n,5,k;q}^\top \text{vec}(\mathbf{\Upsilon}_{k,q,:}^\top \mathbf{\Upsilon}_{k,q,:})] + \gamma_{n+1} \tau_k (y_q - \mathbf{\Upsilon}_{k,q,:}^\top \mathbf{r})^2. \end{aligned}$$

Now notice that for all value of  $\mathbf{\Upsilon}_{k,q,:}$  we have:

$$s_{0,3,kq} + \mathbf{s}_{0,4,k;q}^\top \mathbf{\Upsilon}_{k,q,:}^\top + \mathbf{s}_{0,5,k;q}^\top \text{vec}(\mathbf{\Upsilon}_{k,q,:}^\top \mathbf{\Upsilon}_{k,q,:}) = \left( \frac{1}{2} + \mathbf{\Upsilon}_{k,q,:}^\top \hat{\mathbf{s}} \right)^2 + \mathbf{\Upsilon}_{k,q,:}^\top \mathbf{\Upsilon}_{k,q,:} + \frac{3}{4} > 0.$$

Hence using induction we can prove that  $\sigma_{n+1,k,q}^6 \nabla^2 r_3(\sigma_{n+1,k,q}^2) > 0$  for all  $n, k, q, \mathbf{\Upsilon}_{k,q,:}$ . Which directly leading to  $\sigma_{n+1,k,q}^2$  being a local minimum. Now since  $\sigma_{n+1,k,q}^2$  is the only solution of  $\nabla r_3(\sigma_{k,q}^2)$ , to prove that it is the global minimum, we only need to show that

$$\lim_{\sigma_{k,q}^2 \rightarrow 0^+} r_3(\sigma_{k,q}^2) \geq r_3(\sigma_{n+1,k,q}^2) \text{ and } \lim_{\sigma_{k,q}^2 \rightarrow +\infty} r_3(\sigma_{k,q}^2) \geq r_3(\sigma_{n+1,k,q}^2).$$

Denote  $U = s_{n+1,3,kq} + \mathbf{s}_{n+1,4,k;q}^\top \mathbf{\Upsilon}_{k,q,:}^\top + \mathbf{s}_{n+1,5,k;q}^\top \text{vec}(\mathbf{\Upsilon}_{k,q,:}^\top \mathbf{\Upsilon}_{k,q,:}) > 0$ , we have:

$$\begin{aligned} \lim_{\sigma_{k,q}^2 \rightarrow +\infty} r_3(\sigma_{k,q}^2) &= \lim_{\sigma_{k,q}^2 \rightarrow +\infty} \frac{U}{\sigma_{k,q}^2} + \lim_{\sigma_{k,q}^2 \rightarrow +\infty} s_{n+1,6,kq} \log(\sigma_{k,q}^2) = 0 + \infty = +\infty > r_3(\sigma_{n+1,k,q}^2), \\ \lim_{\sigma_{k,q}^2 \rightarrow 0^+} r_3(\sigma_{k,q}^2) &= \lim_{\sigma_{k,q}^2 \rightarrow +\infty} r_3\left(\frac{1}{\sigma_{k,q}^2}\right) = \lim_{\sigma_{k,q}^2 \rightarrow +\infty} (U \sigma_{k,q}^2 - s_{n+1,6,kq} \log(\sigma_{k,q}^2)) = +\infty > r_3(\sigma_{n+1,k,q}^2). \end{aligned}$$

Hence this has proven that  $\sigma_{n+1,k,q}^2$  is the global minimum, thus:

$$\sigma_{n+1,k,q}^2 = \frac{s_{n+1,3,kq} + \mathbf{s}_{n+1,4,k;q}^\top \mathbf{\Upsilon}_{k,q,:}^\top + \mathbf{s}_{n+1,5,k;q}^\top \text{vec}(\mathbf{\Upsilon}_{k,q,:}^\top \mathbf{\Upsilon}_{k,q,:})}{s_{n+1,6,kq}}.$$

**Notes on the updates of  $\mathbf{\Upsilon}$  and  $\Sigma$ :**

**Lemma 7.** Consider the function

$$f(u, \mathbf{v}) = \frac{g(\mathbf{v})}{u} + c \log(u).$$

Where  $\mathbf{v}$  is a vector,  $u$  is a positive real number,  $c$  is a positive constant and  $g(\mathbf{v}) : \mathbb{R}^n \rightarrow \mathbb{R}^+$  be a function that has exactly one global minimum. Denote  $\mathbf{v}_0 = \arg \min_{\mathbf{v}} g(\mathbf{v})$  be the global minimum of

$g(\mathbf{v})$  and  $u_0 = \arg \min_u \left( \frac{g(\mathbf{v}_0)}{u} + \log(u) \right)$ . We have  $f(u_0, \mathbf{v}_0)$  is the global minimum of  $f$  over all  $u, \mathbf{v}$ .

*Proof of Lemma 7.* For all  $\mathbf{v}$ , we have:

$$\nabla_u f(u, \mathbf{v}) = \frac{1}{u^2} (-g(\mathbf{v}) + cu), \quad \nabla_{\mathbf{v}}^2 f(u, \mathbf{v}) = \frac{1}{u^3} (2g(\mathbf{v}) - cu).$$

Hence  $u = \frac{g(\mathbf{v})}{c}$  is the local minimum of  $f(u, \mathbf{v})$  for all  $\mathbf{v}$ . But since  $\nabla_u f(u, \mathbf{v})$  has exactly one solution for  $u$  and both  $\lim_{u \rightarrow +\infty} f(u, \mathbf{v})$ ,  $\lim_{u \rightarrow +0} f(u, \mathbf{v})$  is  $+\infty$ . We can conclude that  $u = \frac{g(\mathbf{v})}{c}$  is the global minimum of  $f(u, \mathbf{v})$  for all given  $\mathbf{v}$ . Assume that  $(u_1, \mathbf{v}_1)$  is the minimum of  $f(u, \mathbf{v})$ , we have

$$f(u_1, \mathbf{v}_1) \geq f\left(\frac{g(\mathbf{v}_1)}{c}, \mathbf{v}_1\right) = c \log\left(\frac{g(\mathbf{v}_1)}{c}\right) \geq c \log\left(\frac{g(\mathbf{v}_0)}{c}\right) = f\left(\frac{g(\mathbf{v}_0)}{c}, \mathbf{v}_0\right).$$

Which lead to  $g(\mathbf{v}_1) = g(\mathbf{v}_0)$ . But since  $\mathbf{v}_0$  is the only global minimum of  $g(\mathbf{v})$ , we must have  $\mathbf{v}_1 = \mathbf{v}_0$ . Thus, leading to  $u_1$  also is equal to  $u_0$ .  $\square$

**Remark 3.** In our problem,  $\mathbf{v} = \mathbf{\Upsilon}_{k,q,:}^\top$ ,  $u = \sigma_{k,q}^2$  and  $g(\mathbf{v}) = \sigma_{k,q}^2 r_2(\mathbf{\Upsilon}_{k,q,:}^\top)$ . It has been proven in the expert mean functions update section that  $\sigma_{k,q}^2 r_2(\mathbf{\Upsilon}_{k,q,:}^\top)$  has exactly unique global minimum (since it is strictly convex). Hence, [Lemma 7](#) shows that our way of updating  $\mathbf{\Upsilon}$  and then  $\mathbf{\Sigma}$  is the same as updating the expert function all at once.

## A.6 Proof of [Theorem 3](#)

### A.6.1 Proof of surrogate function construction in [Proposition 4](#)

By applying [Lemma 8](#) for the function  $f = -\log$  and:

$$\begin{aligned}\hat{\mathbf{c}}_k &= [1, 1, \dots, 1]^\top, \\ \mathbf{a} &= [\mathbf{g}_k(\mathbf{x}_n; \boldsymbol{\omega}) \mathbf{e}_k(\mathbf{v}_{y_n}(\mathbf{x}_n; \mathbf{v}))]_{k \in [K]}^\top, \\ \mathbf{b} &= [\mathbf{g}_k(\mathbf{x}_n; \boldsymbol{\omega}_n) \mathbf{e}_k(\mathbf{v}_{y_n}(\mathbf{x}_n; \mathbf{v}_n))]_{k \in [K]}^\top.\end{aligned}$$

Here we  $\hat{\mathbf{c}}$  is used as  $\mathbf{c}$  in [Lemma 8](#) to not be mistaken for the vectorization of  $\mathbf{v}$  in [Proposition 4](#). We obtain:

$$-\log \left[ \sum_{k=1}^K \mathbf{g}_k(\mathbf{x}_n; \boldsymbol{\omega}) \mathbf{e}_k(\mathbf{v}_{y_n}(\mathbf{x}_n; \mathbf{v})) \right] \leq -\sum_{k=1}^K \tau_{n,k} \log \left[ \frac{1}{\tau_{n,k}} \mathbf{g}_k(\mathbf{x}_n; \boldsymbol{\omega}) \mathbf{e}_k(\mathbf{v}_{y_n}(\mathbf{x}_n; \mathbf{v})) \right],$$

$$\text{where } \tau_{n,k} = \frac{\mathbf{g}_k(\mathbf{x}_n; \boldsymbol{\omega}_n) \mathbf{e}_k(\mathbf{v}_{y_n}(\mathbf{x}_n; \mathbf{v}_n))}{\sum_{l=1}^K \mathbf{g}_l(\mathbf{x}_n; \boldsymbol{\omega}_n) \mathbf{e}_l(\mathbf{v}_{y_n}(\mathbf{x}_n; \mathbf{v}_n))}.$$

Hence:

$$\begin{aligned}-\log s_{\boldsymbol{\theta}}(y_n | \mathbf{x}_n) &\leq -\sum_{k=1}^K \tau_{n,k} \log \left[ \frac{1}{\tau_{n,k}} \mathbf{g}_k(\mathbf{x}_n; \boldsymbol{\omega}) \mathbf{e}_k(\mathbf{v}_{y_n}(\mathbf{x}_n; \mathbf{v})) \right] \\ &= \sum_{k=1}^K \tau_{n,k} \log(\tau_{n,k}) - \sum_{k=1}^K \tau_{n,k} [\log(\mathbf{g}_k(\mathbf{x}_n; \boldsymbol{\omega})) + \log(\mathbf{e}_k(\mathbf{v}_{y_n}(\mathbf{x}_n; \mathbf{v})))] .\end{aligned}$$

Similar to [Section A.4.1](#), by applying [Lemma 2](#) and [Proposition 5](#), we obtain the first part of the majorization function as follows:

$$\begin{aligned}-\log s_{\boldsymbol{\theta}}(\mathbf{y}_n | \mathbf{x}_n) &\leq \sum_{k=1}^K \tau_{n,k} \log(\tau_{n,k}) + \underline{\mathbf{g}}(\boldsymbol{\omega}_n; \mathbf{x}_n) - \boldsymbol{\omega}_n^\top \nabla \underline{\mathbf{g}}(\boldsymbol{\omega}_n; \mathbf{x}_n) - \sum_{k=1}^K \tau_{n,k} w_k(\mathbf{x}_n) \\ &\quad + \left\{ \boldsymbol{\omega}^\top \nabla \underline{\mathbf{g}}(\boldsymbol{\omega}_n; \mathbf{x}_n) + \frac{1}{2} (\boldsymbol{\omega} - \boldsymbol{\omega}_n^\top) \mathbf{B}_{K,n} (\boldsymbol{\omega} - \boldsymbol{\omega}_n) \right\} \\ &\quad - \sum_{k=1}^K \tau_{n,k} \log(\mathbf{e}_k(\mathbf{v}_{y_n}(\mathbf{x}_n; \mathbf{v}))).\end{aligned}\tag{41}$$

Hence, using the same idea of the majorization construction for  $-\sum_{k=1}^K \tau_{n,k} \log(\mathbf{e}_k(\mathbf{v}_{y_n}(\mathbf{x}_n; \mathbf{v})))$ , our overall majorization function takes the form:

$$\begin{aligned}
& -\log s_{\boldsymbol{\theta}}(y_n | \mathbf{x}_n) \\
& \leq \sum_{k=1}^K \tau_{n,k} \log(\tau_{n,k}) - \sum_{k=1}^K \tau_{n,k} w_k(\mathbf{x}_n) - \sum_{k=1}^K \tau_{n,k} \left( \sum_{l=1}^M \mathbb{1}(y_n, l) v_{l,k}(\mathbf{x}_n) \right) \\
& \quad + \left\{ \underline{\mathbf{g}}(\boldsymbol{\omega}_n; \mathbf{x}_n) + (\boldsymbol{\omega} - \boldsymbol{\omega}_n)^\top \nabla \underline{\mathbf{g}}(\boldsymbol{\omega}_n; \mathbf{x}_n) + \frac{1}{2} (\boldsymbol{\omega} - \boldsymbol{\omega}_n)^\top \mathbf{B}_{n,K} (\boldsymbol{\omega} - \boldsymbol{\omega}_n) \right\} \\
& \quad + \sum_{k=1}^K \tau_{n,k} \left\{ \underline{\mathbf{e}}(\mathbf{c}_{n,k}; \mathbf{x}_n) + (\mathbf{c}_{n,k} - \mathbf{c}_{n,k})^\top \nabla \underline{\mathbf{e}}(\mathbf{c}_{n,k}; \mathbf{x}_n) + \frac{1}{2} (\mathbf{c}_{n,k} - \mathbf{c}_{n,k})^\top \mathbf{B}_{n,M} (\mathbf{c}_{n,k} - \mathbf{c}_{n,k}) \right\} \\
& = \sum_{k=1}^K \tau_{n,k} \log(\tau_{n,k}) - (\boldsymbol{\omega}^\top \mathbf{s}_n) - (\mathbf{v}^\top \mathbf{r}_n) \\
& \quad + \left\{ \underline{\mathbf{g}}(\boldsymbol{\omega}_n; \mathbf{x}_n) + (\boldsymbol{\omega} - \boldsymbol{\omega}_n)^\top \nabla \underline{\mathbf{g}}(\boldsymbol{\omega}_n; \mathbf{x}_n) + \frac{1}{2} (\boldsymbol{\omega} - \boldsymbol{\omega}_n)^\top \mathbf{B}_{n,K} (\boldsymbol{\omega} - \boldsymbol{\omega}_n) \right\} \\
& \quad + \sum_{k=1}^K \tau_{n,k} \left\{ \underline{\mathbf{e}}(\mathbf{c}_{n,k}; \mathbf{x}_n) + (\mathbf{c}_{n,k} - \mathbf{c}_{n,k})^\top \nabla \underline{\mathbf{e}}(\mathbf{c}_{n,k}; \mathbf{x}_n) + \frac{1}{2} (\mathbf{c}_{n,k} - \mathbf{c}_{n,k})^\top \mathbf{B}_{n,M} (\mathbf{c}_{n,k} - \mathbf{c}_{n,k}) \right\}.
\end{aligned}$$

Here  $\mathbf{v}$  is ordered as  $(v_{m,k,d,p} | k \in [K], p \in [P], m \in [M-1], d \in \{0, \dots, D_W\})$  and

$$\begin{aligned}
\mathbf{c}_{n,k} &= [\mathbf{v}_{n,1,k,0,1}, \dots, \mathbf{v}_{n,1,k,D_V,1}, \dots, \mathbf{v}_{n,M,k,D_V,1}, \dots, \mathbf{v}_{n,M,k,D_V,P}]^\top, \\
\underline{\mathbf{e}}(\mathbf{c}_{n,k}; \mathbf{x}_n) &= \log \left( 1 + \sum_{l=1}^{M-1} \exp(v_{n,l,k}(\mathbf{x}_n)) \right), \quad \underline{\mathbf{g}}(\boldsymbol{\omega}_n; \mathbf{x}_n) = \log \left( 1 + \sum_{k=1}^{K-1} \exp(w_{n,k}(\mathbf{x}_n)) \right), \\
\tau_{n,k} &= \frac{\mathbf{g}_k(\mathbf{x}_n; \boldsymbol{\omega}_n) \mathbf{e}_k(\mathbf{v}_{y_n}(\mathbf{x}_n; \mathbf{v}_n))}{\sum_{l=1}^K \mathbf{g}_l(\mathbf{x}_n; \boldsymbol{\omega}_n) \mathbf{e}_l(\mathbf{v}_{y_n}(\mathbf{x}_n; \mathbf{v}_n))}.
\end{aligned}$$

#### A.6.2 Verification of **P 1** to **5**, and **Assumptions 1, 2** and **8** for the softmax-gated multinomial logistic MoE models

We will assume that  $\mathbf{x}$  and  $y$  are bounded by  $x^\#$  and  $y^\#$ , respectively.

**Verification of **P 1**.** For the problem of softmax-gated MoE, we consider the majorizer surrogate  $g$  to have the following form that belongs to the exponential family

$$g(\boldsymbol{\theta}, \mathbf{z}; \boldsymbol{\tau}) := -\psi(\boldsymbol{\theta}) + \langle \bar{\mathbf{S}}(\boldsymbol{\tau}; \mathbf{z}), \boldsymbol{\phi}(\boldsymbol{\theta}) \rangle, \quad (42)$$

where  $\psi(\boldsymbol{\omega}) = C_{n,k}$ , and

$$\boldsymbol{\phi}(\boldsymbol{\omega}) := \begin{bmatrix} \boldsymbol{\omega} \\ \text{vec}(\boldsymbol{\omega} \boldsymbol{\omega}^\top) \\ \mathbf{v} \\ \text{vec}(\text{bdiag}_{MP(D_V+1)}(\mathbf{v} \mathbf{v}^\top)) \end{bmatrix}, \quad \bar{\mathbf{S}}(\boldsymbol{\tau}; \mathbf{z}) = \begin{bmatrix} -\mathbf{s} + \nabla \underline{\mathbf{g}}(\boldsymbol{\tau}) - \mathbf{B}_{K-1} \boldsymbol{\tau} \\ \frac{1}{2} \text{vec}(\mathbf{B}_{K-1}) \\ -\mathbf{r} + \text{vec}([\tau_k \nabla \underline{\mathbf{e}}(\boldsymbol{\tau}) - \tau_k \mathbf{B}_{M-1} \boldsymbol{\tau}]_{k=1, \dots, K}) \\ \frac{1}{2} \text{vec}(\boldsymbol{\tau} \otimes \mathbf{B}_{M-1}) \end{bmatrix}.$$

where  $\boldsymbol{\tau}$ ,  $\mathbf{B}$  are defined [Section 4.1.3](#) and  $\mathbf{v}$ ,  $\boldsymbol{\omega}$ ,  $\mathbf{r}$ ,  $\mathbf{s}$  are defined in [Section 4.2.2](#). Furthermore, since  $\boldsymbol{\phi}$ ,  $\psi$  and  $\bar{\mathbf{S}}$  are composed of elementary functions applied component-wise to their parameters, they are trivially continuously differentiable and measurable due to the smoothness and measurability properties of elementary functions.

**Verification of **P 2**.** We can define  $\mathbb{S}$  as follows:

$$\begin{aligned}
\mathbb{S} &= \{(\mathbf{s}_1, \text{vec}(\mathbf{S}_2), \mathbf{s}_3, \text{vec}(\mathbf{S}_4)) : \mathbf{s}_1 \in \mathbb{R}^{(K-1)P(D_W+1)}; \mathbf{S}_2 \in \mathbb{R}^{(K-1)P(D_W+1) \times (K-1)P(D_W+1)}, \\
&\quad \mathbf{S}_2 \succeq \mathbf{0}; \mathbf{s}_3 \in \mathbb{R}^{(D_V+1)MPK}; \mathbf{S}_4 \in \mathbb{R}^{(D_V+1)MPK \times (D_V+1)MPK}, \mathbf{S}_4 \succeq \mathbf{0}\}.
\end{aligned}$$

It is trivial that  $\mathbb{S}$  denoted above satisfies the requirements of **P 2**.

**Verification of **P 3**.**  $\bar{\mathbf{S}}(\boldsymbol{\theta}, \mathbf{z})$  is composed of elementary functions applied component-wise to  $\mathbf{x}$  and  $y$ , hence its expectation exist and lies in  $\mathbb{S}$ . Furthermore, since  $\mathbf{x}$  and  $y$  are bounded, it can be shown that  $\boldsymbol{\tau}$ ,  $\mathbf{B}$ ,  $\mathbf{r}$ ,  $\mathbf{s}$ ,  $\nabla \underline{\mathbf{g}}$ , and  $\nabla \underline{\mathbf{e}}$  are all bounded. Thus,  $\mathbb{E}[\bar{\mathbf{S}}(\boldsymbol{\theta}, \mathbf{z})]$  is finite.



**Verification of P 4.** This assumption is proven in Section A.7.2, where we have shown that  $\mathbf{v}, \omega$  of the next iteration are the unique solution to the minimization problem of the current iteration.

**Verification of P 5.** Since  $f(\theta; \mathbf{z})$  is continuously differentiable in  $\theta$  for all  $\mathbf{z}$  and dominated by an integrable envelope (due to bounded covariates and responses), differentiation under the expectation is valid, hence  $\theta \mapsto \mathbb{E}[f(\theta; \mathbf{z})]$  is  $C^1$  on  $\mathbb{T}$ .

**Verification of Assumption 1.** Since we have  $\omega \in \mathbb{R}^{P \times K \times (D_W + 1)}$  and  $\mathbf{v} \in \mathbb{R}^{(D_V + 1) \times M \times P \times K}$ , thus  $\mathbb{T} = \mathbb{R}^{P \times K \times (D_W + 1)} \times \mathbb{R}^{(D_V + 1) \times M \times P \times K}$  is a convex and open set.

Furthermore, similar to the verification of P 1, we can show that  $\psi$  and  $\phi$  is twice continuously differentiable throughout  $\mathbb{T}$ .

**Verification of Assumption 2.** From Section A.7.2, given  $\mathbf{s} = (\mathbf{s}_1, \mathbf{s}_2, \mathbf{s}_3, \mathbf{s}_4)$ , we have the function  $\bar{\theta}(\mathbf{s})$  is defined as:

$$\bar{\theta}(\mathbf{s}) = \begin{bmatrix} -(\text{mat}(\mathbf{s}_{2,n+1}) + \text{mat}(\mathbf{s}_{2,n+1})^\top)^{-1} \mathbf{s}_{1,n+1} \\ -[\text{bdiag}_\ell^{-1}(\text{mat}_\ell(\mathbf{s}_{4,n+1})) + \text{bdiag}_\ell^{-1}(\text{mat}_\ell(\mathbf{s}_{4,n+1}))^\top]^{-1} \mathbf{s}_{3,n+1} \end{bmatrix}.$$

It is trivial to show that  $\bar{\theta}(\mathbf{s})$  is continuously differentiable for  $\mathbf{s}_1, \mathbf{s}_3$ .

We have  $\mathbf{A} \rightarrow \text{mat}(\mathbf{A}) + \text{mat}(\mathbf{A})^\top$  and  $\mathbf{A} \rightarrow \text{bdiag}_\ell^{-1}(\text{mat}_\ell(\mathbf{A})) + \text{bdiag}_\ell^{-1}(\text{mat}_\ell(\mathbf{A}))^\top$  are affine transformations, thus they are continuously differentiable. Furthermore, from Section A.7.2, we know that  $\text{mat}(\mathbf{s}_2) + \text{mat}(\mathbf{s}_2)^\top$  and  $\text{bdiag}_\ell^{-1}(\text{mat}_\ell(\mathbf{s}_4)) + \text{bdiag}_\ell^{-1}(\text{mat}_\ell(\mathbf{s}_4))^\top$  are positive definite, thus their inverses are non-singular, thus their inverses are continuously differentiable. This concludes our proof.

**Verification of Assumption 8.** By simply choosing  $\gamma_n = \gamma_0 n^{-\alpha}$  with  $\alpha \in (\frac{1}{2}, 1]$  and  $\gamma_0 \in (0, 1)$ , all requirements of Assumption 8 will be met.

**Remark 4.** Assumption 3 cannot be verified due to the ambiguity in the definition of the bdiag function. Similarly to softmax-gated Gaussian MoE, Assumption 7 for scenarios  $\mathbf{s}_1$  and  $\mathbf{s}_3$ , as well as Assumptions 4 and 5, also remain unproven.

## A.7 Derivation of Algorithm 3

### A.7.1 Construction of the incremental MM algorithm

From here the majorization from the previous section, the incremental MM algorithm can be constructed as:

$$\phi(\omega) := \begin{bmatrix} \omega \\ \text{vec}(\omega \omega^\top) \\ \mathbf{v} \\ \text{vec}(\text{bdiag}_{MP(D_V+1)}(\mathbf{v} \mathbf{v}^\top)) \end{bmatrix}, \quad \bar{\mathbf{S}}(\tau; \mathbf{z}) = \begin{bmatrix} -\mathbf{s} + \nabla \underline{\mathbf{g}}(\tau) - \mathbf{B}_{K-1} \tau \\ \frac{1}{2} \text{vec}(\mathbf{B}_{K-1}) \\ -\mathbf{r} + \text{vec}([\tau_k \nabla \underline{\mathbf{e}}(\tau) - \tau_k \mathbf{B}_{M-1} \tau]_{k=1, \dots, K}) \\ \frac{1}{2} \text{vec}(\tau \otimes \mathbf{B}_{M-1}) \end{bmatrix}.$$

and  $\psi(\omega) = C_{n,k}$ , which is the independent constant with respect to the parameter  $\omega$ . Here, recall that we have  $\tau = [\tau_1, \dots, \tau_k]^\top$  and for any matrix  $\mathbf{A} \in \mathbb{R}^{tn \times tn}$  ( $n$  is a positive integer) we have  $\text{bdiag}_t(\mathbf{A}) \in \mathbb{R}^{nt \times nt}$  defined as:

$$\text{bdiag}_t(\mathbf{A})_{[it+1:it+t];[1:t]} = \mathbf{A}_{[it+1:it+t];[it+1:it+t]}, \quad \forall i \in \{0, \dots, n-1\}.$$

### A.7.2 Parameters update

#### Gating parameters update:

At the  $n+1$  iteration, our gating parameters are calculated as followed:

$$\omega_{n+1} = \arg \min_{\omega} [\omega^\top \mathbf{s}_{n+1,1} + \text{vec}(\omega \omega^\top)^\top \mathbf{s}_{n+1,2}].$$

The first and second derivatives of  $r_1(\omega) = \omega^\top \mathbf{s}_{n+1,1} + \text{vec}(\omega \omega^\top)^\top \mathbf{s}_{n+1,2}$  are:

$$\nabla r_1(\omega) = \mathbf{s}_{n+1,1} + (\text{mat}(\mathbf{s}_{n+1,2}) + \text{mat}(\mathbf{s}_{n+1,2})^\top) \omega, \quad (43)$$

$$\nabla^2 r_1(\omega) = \text{mat}(\mathbf{s}_{n+1,2}) + \text{mat}(\mathbf{s}_{n+1,2})^\top. \quad (44)$$

Since

$$\mathbf{s}_{n+1,2} = \mathbf{s}_{n,2} + \gamma_{n+1} \left[ \frac{1}{2} \text{vec} \mathbf{B}_{n,K} - \mathbf{s}_{n,2} \right],$$

hence:

$$\text{mat}(\mathbf{s}_{n+1,2}) = \text{mat}(\mathbf{s}_{n,2}) + \gamma_{n+1} \left[ \frac{1}{2} \mathbf{B}_{n,K} - \text{mat}(\mathbf{s}_{n,2}) \right].$$

Now by applying [Lemma 6](#) (knowing  $\text{mat}(\mathbf{s}_{0,2}) \succeq \mathbf{0}$ ), we have  $\text{mat}(\mathbf{s}_{n,2})$  is positive definite for all  $n$ . Combine this with [Equation \(44\)](#), we have  $\omega_{n+1}$  is the solution of [Equation \(43\)](#).

Hence,

$$\omega_{n+1} = -(\text{mat}(\mathbf{s}_{n+1,2}) + \text{mat}(\mathbf{s}_{n+1,2})^\top)^{-1} \mathbf{s}_{n+1,1},$$

where  $\text{mat}(\mathbf{s}_{n+1,2})$  represents the reshaping of  $\mathbf{s}_{n+1,2}$  into a  $K(D_W + 1)P \times K(D_W + 1)P$  square matrix.

#### Expert parameters update:

Let us denote  $\iota = MP(D_V + 1)$  and for any positive integer  $k$ , let us define the two functions  $\text{mat}_k : \mathbb{R}^{ks} \rightarrow \mathbb{R}^{s \times k}$  and  $\text{bdiag}_k^{-1} : \mathbb{R}^{gk \times k} \rightarrow \mathbb{R}^{gk \times gk}$  satisfying:

$$\text{vec}(\text{mat}_k(A)) = A \quad \forall A \in \mathbb{R}^{ks},$$

$$\text{bdiag}_k(\text{bdiag}_k^{-1}(A)) = A \quad \forall A \in \mathbb{R}^{ks \times k}.$$

At the  $n + 1$  iteration, our expert parameters are calculated as followed:

$$\mathbf{v}_{n+1} = \arg \min_{\mathbf{v}} \left[ \mathbf{v}^\top \mathbf{s}_{n+1,3} + \text{vec}(\text{bdiag}_\iota(\mathbf{v} \mathbf{v}^\top))^\top \mathbf{s}_{n+1,4} \right].$$

The first and second derivatives of  $r_1(\mathbf{v}) = \mathbf{v}^\top \mathbf{s}_{n+1,3} + \text{vec}(\text{bdiag}_\iota(\mathbf{v} \mathbf{v}^\top))^\top \mathbf{s}_{n+1,4}$  are:

$$\nabla r_1(\mathbf{v}) = \mathbf{s}_{n+1,3} + [\text{bdiag}_\iota^{-1}(\text{mat}_\iota(\mathbf{s}_{n+1,4})) + \text{bdiag}_\iota^{-1}(\text{mat}_\iota(\mathbf{s}_{n+1,4}))^\top] \mathbf{v}, \quad (45)$$

$$\nabla^2 r_1(\mathbf{v}) = \text{bdiag}_\iota^{-1}(\text{mat}_\iota(\mathbf{s}_{n+1,4})) + \text{bdiag}_\iota^{-1}(\text{mat}_\iota(\mathbf{s}_{n+1,4}))^\top. \quad (46)$$

Since

$$\mathbf{s}_{n+1,4} = \mathbf{s}_{n,4} + \gamma_{n+1} \left[ \frac{1}{2} \text{vec}[\boldsymbol{\tau} \otimes \mathbf{B}_{n,M}] - \mathbf{s}_{n,4} \right],$$

hence:

$$\begin{aligned} \text{bdiag}_\iota^{-1}(\text{mat}_\iota(\mathbf{s}_{n+1,4})) &= \\ \text{bdiag}_\iota^{-1}(\text{mat}_\iota(\mathbf{s}_{n,4})) &+ \gamma_{n+1} \left[ \frac{1}{2} \text{bdiag}_\iota^{-1}[\boldsymbol{\tau} \otimes \mathbf{B}_{n,M}] - \text{bdiag}_\iota^{-1}(\text{mat}_\iota(\mathbf{s}_{n,4})) \right]. \end{aligned}$$

Now by applying [Lemma 6](#) (knowing  $\text{bdiag}_\iota^{-1}(\text{mat}_\iota(\mathbf{s}_{0,4})) \succeq \mathbf{0}$ ), we have  $\text{mat}_\iota(\mathbf{s}_{n,4})$  is positive definite for all  $n$ . Combine this with [Equation \(46\)](#), we have  $\mathbf{v}_{n+1}$  is the solution of [Equation \(45\)](#).

Hence,

$$\mathbf{v}_{n+1} = -[\text{bdiag}_\iota^{-1}(\text{mat}_\iota(\mathbf{s}_{n+1,4})) + \text{bdiag}_\iota^{-1}(\text{mat}_\iota(\mathbf{s}_{n+1,4}))^\top]^{-1} \mathbf{s}_{n+1,3}.$$

## B Technical proofs

### B.1 Proof of [Lemma 2](#)

Using the spectral decomposition we can write:

$$\mathbf{C} = \mathbf{M}_1^\top \mathbf{D}_1 \mathbf{M}_1, \quad \mathbf{B} - \mathbf{A} = \mathbf{M}_2^\top \mathbf{D}_2 \mathbf{M}_2.$$

Hence:

$$\mathbf{C} \otimes (\mathbf{B} - \mathbf{A}) = (\mathbf{M}_1^\top \mathbf{D}_1 \mathbf{M}_1) \otimes (\mathbf{M}_2^\top \mathbf{D}_2 \mathbf{M}_2) = (\mathbf{M}_1 \otimes \mathbf{M}_2)^\top (\mathbf{D}_1 \otimes \mathbf{D}_2) (\mathbf{M}_1 \otimes \mathbf{M}_2),$$

which lead to  $\mathbf{C} \otimes (\mathbf{B} - \mathbf{A})$  are nonnegative definite, thus proven the lemma.

## B.2 Proof of Proposition 5

Denote  $\varepsilon = \frac{1}{\pi_1 + \pi_2 + \dots + \pi_N}$ . Hence  $\varepsilon \hat{\mathbf{p}}$  is a stochastic vector which according to Lemma 11:

$$\varepsilon \text{diag}(\hat{\boldsymbol{\pi}}) - \varepsilon^2 \hat{\boldsymbol{\pi}} \hat{\boldsymbol{\pi}}^\top \leq \frac{1}{2} \left( \mathbf{I}_K - \frac{\mathbf{1}\mathbf{1}^\top}{K} \right).$$

Hence:

$$\begin{aligned} \text{diag}(\hat{\boldsymbol{\pi}}) - \hat{\boldsymbol{\pi}} \hat{\boldsymbol{\pi}}^\top &\leq \frac{1}{2\varepsilon^2} \left( \mathbf{I}_K - \frac{\mathbf{1}\mathbf{1}^\top}{K} \right) + \left( 1 - \frac{1}{\varepsilon} \right) \text{diag}(\hat{\boldsymbol{\pi}}) \\ &\leq \frac{1}{2} \left( \mathbf{I}_K - \frac{\mathbf{1}\mathbf{1}^\top}{K} \right) + \pi_{N+1} \max_{n \in [N]} \pi_n \mathbf{I}_K \\ &\leq \frac{1}{2} \left( \mathbf{I}_K - \frac{\mathbf{1}\mathbf{1}^\top}{K} \right) + \frac{1}{4} \mathbf{I}_K \\ &\leq \frac{1}{2} \left( \frac{3}{2} \mathbf{I}_K - \frac{\mathbf{1}\mathbf{1}^\top}{K} \right). \end{aligned}$$

## B.3 Proof of Lemma 6

Let say that all the conditions are met, we shall prove that  $\mathbf{u}_m \succeq \mathbf{0}$  for all  $m$  using induction.

Since  $\mathbf{u}_1 \succeq \mathbf{0}$ , we assume that  $\mathbf{u}_i \succeq \mathbf{0}$  for all  $i \leq m$ . Our target is to prove that  $\mathbf{u}_{m+1} \succeq \mathbf{0}$ .

This is true since the term  $\mathbf{u}_m(1 - \Lambda) \succeq \mathbf{0}$  and the term  $\Lambda \mathbf{B} \succeq \mathbf{0}$ , hence their sum which is  $\mathbf{u}_{m+1}$  is also positive definite.

## C Technical results

Surrogate function construction plays a pivotal role in optimization techniques such as MM algorithms. By leveraging mathematical inequalities, it is possible to approximate or bound complex objective functions with simpler, more tractable alternatives. Below are several fundamental inequalities commonly employed in the development of surrogate functions:

**Lemma 8** (See, e.g., page 191 in [70]). *Given three vectors  $\mathbf{a}, \mathbf{b}, \mathbf{c} \in \mathbb{R}^D$  such that all components of  $\mathbf{a}, \mathbf{b}, \mathbf{c}$  are positive and a convex function  $f$ . The inequality below holds:*

$$f(\mathbf{c}^\top \mathbf{a}) \leq \sum_{d=1}^D \frac{c_d y_d}{\mathbf{c}^\top \mathbf{b}} f\left(\frac{\mathbf{c}^\top \mathbf{b}}{y_d} x_d\right), \text{ where the equality holds when } \mathbf{a} = \mathbf{b}.$$

**Lemma 9** (See, e.g., page 191 in [70]). *Given four vectors  $\mathbf{a}, \mathbf{b}, \mathbf{c}, \boldsymbol{\alpha} \in \mathbb{R}^D$ , and a convex function  $f$ , such that all  $\alpha_d \geq 0$ ,  $\sum_{d=1}^D \alpha_d = 1$ , and  $\alpha_d > 0$  whenever  $c_d \neq 0$  for all  $d \in [D]$ . The inequality below holds:*

$$f(\mathbf{c}^\top \mathbf{a}) \leq \sum_{d=1}^D \alpha_d f\left(\frac{c_d}{\alpha_d} (x_d - y_d)\right) + \mathbf{c}^\top \mathbf{b}, \text{ where the equality holds when } \mathbf{a} = \mathbf{b}.$$

**Lemma 10** (See, e.g., page 206 in [70]). *Given 2 positive reals  $u, y$ . The inequality below holds:*

$$\log(u) \leq \frac{u}{y} + \log(y) - 1, \text{ where the equality holds when } u = y.$$

**Lemma 11** (Theorem 5.3 in [6]). *Let  $\boldsymbol{\pi}_N$  be a stochastic vector of dimension  $N$ . We have:*

$$\text{diag}(\boldsymbol{\pi}_N) - \boldsymbol{\pi}_N \boldsymbol{\pi}_N^\top \leq \frac{1}{2} \left( \mathbf{I}_K - \frac{\mathbf{1}_N \mathbf{1}_N^\top}{N} \right).$$

## References

- [1] C. Andrieu, E. Moulines, and P. Priouret. Stability of Stochastic Approximation under Verifiable Conditions. *SIAM Journal on Control and Optimization*, 44(1):283–312, 2005. (Cited on pages 8, 26, and 27.)
- [2] Y. Bengio. Deep Learning of Representations: Looking Forward. In *Statistical Language and Speech Processing*, pages 1–37, Berlin, Heidelberg, 2013. (Cited on page 3.)
- [3] M. Blein-Nicolas, E. Devijver, M. Gallopin, and E. Perthame. Nonlinear network-based quantitative trait prediction from biological data. *Journal of the Royal Statistical Society Series C: Applied Statistics*, page qlae012, Mar. 2024. (Cited on page 5.)
- [4] M. Blein-Nicolas, S. S. Negro, T. Balliau, C. Welcker, L. Cabrera-Bosquet, S. D. Nicolas, A. Charcosset, and M. Zivy. A systems genetics approach reveals environment-dependent associations between snps, protein coexpression, and drought-related traits in maize. *Genome Research*, 30(11):1593–1604, 2020. (Cited on page 22.)
- [5] D. Böhning. Multinomial logistic regression algorithm. *Annals of the institute of Statistical Mathematics*, 44(1):197–200, 1992. (Cited on pages 5 and 28.)
- [6] D. Böhning and B. G. Lindsay. Monotonicity of quadratic-approximation algorithms. *Annals of the Institute of Statistical Mathematics*, 40(4):641–663, 1988. (Cited on page 39.)
- [7] V. S. Borkar. *Stochastic approximation: a dynamical systems viewpoint*, volume 9. Springer, 2008. (Cited on page 4.)
- [8] F. Boux, F. Forbes, J. Arbel, B. Lemasson, and E. L. Barbier. Bayesian inverse regression for vascular magnetic resonance fingerprinting. *IEEE Transactions on Medical Imaging*, 40(7):1827–1837, 2021. (Cited on page 5.)
- [9] W. Cai, J. Jiang, F. Wang, J. Tang, S. Kim, and J. Huang. A Survey on Mixture of Experts in Large Language Models. *IEEE Transactions on Knowledge and Data Engineering*, 37(7):3896–3915, 2025. (Cited on page 4.)
- [10] O. Cappé. Online sequential monte carlo em algorithm. In *2009 IEEE/SP 15th Workshop on Statistical Signal Processing*, pages 37–40. IEEE, 2009. (Cited on page 15.)
- [11] O. Cappé. Online em algorithm for hidden markov models. *Journal of Computational and Graphical Statistics*, 20(3):728–749, 2011. (Cited on page 15.)
- [12] O. Cappé and E. Moulines. On-line expectation–maximization algorithm for latent data models. *Journal of the Royal Statistical Society Series B: Statistical Methodology*, 71(3):593–613, 2009. (Cited on page 15.)
- [13] O. Cappé. Online EM Algorithm for Hidden Markov Models. *Journal of Computational and Graphical Statistics*, 20(3):728–749, Jan. 2011. (Cited on pages 4 and 5.)
- [14] O. Cappé and E. Moulines. On-Line Expectation–Maximization Algorithm for latent Data Models. *Journal of the Royal Statistical Society Series B: Statistical Methodology*, 71(3):593–613, Feb. 2009. (Cited on pages 4, 5, and 7.)
- [15] F. Chamroukhi and B. T. Huynh. Regularized maximum-likelihood estimation of mixture-of-experts for regression and clustering. In *2018 International Joint Conference on Neural Networks (IJCNN)*, pages 1–8, 2018. (Cited on page 10.)
- [16] F. Chamroukhi and B. T. Huynh. Regularized maximum likelihood estimation and feature selection in mixtures-of-experts models. *Journal de la Société Française de Statistique*, 160(1):57–85, 2019. (Cited on page 10.)
- [17] J. Chen, J. Zhu, Y. W. Teh, and T. Zhang. Stochastic Expectation Maximization with Variance Reduction. In S. Bengio, H. Wallach, H. Larochelle, K. Grauman, N. Cesa-Bianchi, and R. Garnett, editors, *Advances in Neural Information Processing Systems*, volume 31. Curran Associates, Inc., 2018. (Cited on page 4.)
- [18] T. Chen, Z. Zhang, A. K. JAISWAL, S. Liu, and Z. Wang. Sparse MoE as the New Dropout: Scaling Dense and Self-Slimmable Transformers. In *The Eleventh International Conference on Learning Representations*, 2023. (Cited on page 5.)
- [19] Z. Chen, Y. Deng, Y. Wu, Q. Gu, and Y. Li. Towards Understanding the Mixture-of-Experts Layer in Deep Learning. In *Advances in Neural Information Processing Systems*, 2022. (Cited on pages 3 and 10.)

- [20] M. C. Chong, H. D. Nguyen, and T. Nguyen. Risk Bounds for Mixture Density Estimation on Compact Domains via the h-Lifted Kullback–Leibler Divergence. *Transactions on Machine Learning Research*, 2024. (Cited on page 4.)
- [21] E. Chouzenoux and J.-B. Frest. Sabrina: A stochastic subspace majorization-minimization algorithm. *Journal of Optimization Theory and Applications*, 195:919–952, 2022. (Cited on page 4.)
- [22] E. Chouzenoux and J.-C. Pesquet. A Stochastic Majorize-Minimize Subspace Algorithm for Online Penalized Least Squares Estimation. *IEEE Transactions on Signal Processing*, 65(18):4770–4783, 2017. (Cited on page 4.)
- [23] S. L. Corff and G. Fort. Online Expectation Maximization based algorithms for inference in Hidden Markov Models. *Electronic Journal of Statistics*, 7(none):763 – 792, 2013. (Cited on page 4.)
- [24] D. Dai, C. Deng, C. Zhao, R. Xu, H. Gao, D. Chen, J. Li, W. Zeng, X. Yu, Y. Wu, Z. Xie, Y. Li, P. Huang, F. Luo, C. Ruan, Z. Sui, and W. Liang. DeepSeekMoE: Towards Ultimate Expert Specialization in Mixture-of-Experts Language Models. In L.-W. Ku, A. Martins, and V. Srikumar, editors, *Proceedings of the 62nd Annual Meeting of the Association for Computational Linguistics (Volume 1: Long Papers)*, pages 1280–1297, Bangkok, Thailand, Aug. 2024. Association for Computational Linguistics. (Cited on pages 3 and 5.)
- [25] J. De Leeuw. Application of convex analysis to multidimensional scaling. *Recent developments in statistics*, pages 133–145, 1977. (Cited on page 4.)
- [26] J. De Leeuw and W. J. Heiser. Convergence of correction matrix algorithms for multidimensional scaling. *Geometric representations of relational data*, 36:735–752, 1977. (Cited on page 4.)
- [27] A. Deleforge, F. Forbes, S. Ba, and R. Horaud. Hyper-Spectral Image Analysis With Partially Latent Regression and Spatial Markov Dependencies. *IEEE Journal of Selected Topics in Signal Processing*, 9(6):1037–1048, 2015. (Cited on page 5.)
- [28] B. Delyon, M. Lavielle, and E. Moulines. Convergence of a stochastic approximation version of the EM algorithm. *Annals of statistics*, pages 94–128, 1999. (Cited on page 7.)
- [29] A. P. Dempster, N. M. Laird, and D. B. Rubin. Maximum Likelihood from Incomplete Data via the EM Algorithm. *Journal of the Royal Statistical Society. Series B (Methodological)*, 39(1):1–38, mar 1977. (Cited on page 4.)
- [30] S. Dereich, A. Jentzen, and S. Kassing. ODE approximation for the Adam algorithm: General and overparametrized setting. *arXiv preprint arXiv:2511.04622*, 2025. (Cited on page 5.)
- [31] A. Dieuleveut, G. Fort, M. Hegazy, and H.-T. Wai. Federated Majorize-Minimization: Beyond Parameter Aggregation. *arXiv preprint arXiv:2507.17534*, 2025. (Cited on pages 4, 6, and 7.)
- [32] A. Dieuleveut, G. Fort, E. Moulines, and H.-T. Wai. Stochastic Approximation Beyond Gradient for Signal Processing and Machine Learning. *IEEE Transactions on Signal Processing*, 71:3117–3148, 2023. (Cited on page 4.)
- [33] D. Do, L. Do, and X. Nguyen. Strong identifiability and parameter learning in regression with heterogeneous response. *arXiv preprint arXiv:2212.04091*, 2022. (Cited on page 4.)
- [34] T. Do, L. Khiem, Q. Pham, T. Nguyen, T.-N. Doan, B. Nguyen, C. Liu, S. Ramasamy, X. Li, and S. Hoi. HyperRouter: Towards Efficient Training and Inference of Sparse Mixture of Experts. In H. Bouamor, J. Pino, and K. Bali, editors, *Proceedings of the 2023 Conference on Empirical Methods in Natural Language Processing*, pages 5754–5765, Singapore, Dec. 2023. Association for Computational Linguistics. (Cited on page 5.)
- [35] W. Fedus, B. Zoph, and N. Shazeer. Switch Transformers: Scaling to Trillion Parameter Models with Simple and Efficient Sparsity. *Journal of Machine Learning Research*, 23(120):1–39, 2022. (Cited on pages 3 and 5.)
- [36] F. Forbes, H. D. Nguyen, T. Nguyen, and J. Arbel. Summary statistics and discrepancy measures for approximate Bayesian computation via surrogate posteriors. *Statistics and Computing*, 32(5):85, Oct. 2022. (Cited on page 5.)
- [37] G. Fort, F. Forbes, and H. D. Nguyen. Sequential Sample Average Majorization–Minimization. *Statistics and Computing*, 2025. Accepted for publication. (Cited on pages 4, 15, and 16.)

- [38] G. Fort, P. Gach, and E. Moulines. Fast incremental expectation maximization for finite-sum optimization: nonasymptotic convergence. *Statistics and Computing*, 31(4):48, June 2021. (Cited on pages 4 and 7.)
- [39] G. Fort and E. Moulines. The Perturbed Prox-Preconditioned Spider Algorithm: Non-Asymptotic Convergence Bounds. In *2021 IEEE Statistical Signal Processing Workshop (SSP)*, pages 96–100, 2021. (Cited on page 4.)
- [40] G. Fort and E. Moulines. Stochastic variable metric proximal gradient with variance reduction for non-convex composite optimization. *Statistics and Computing*, 33(3), Apr. 2023. (Cited on pages 4 and 7.)
- [41] G. Fort, E. Moulines, and H.-T. Wai. A Stochastic Path Integral Differential Estimator Expectation Maximization Algorithm. In H. Larochelle, M. Ranzato, R. Hadsell, M. F. Balcan, and H. Lin, editors, *Advances in Neural Information Processing Systems*, volume 33, pages 16972–16982. Curran Associates, Inc., 2020. (Cited on page 4.)
- [42] G. Fort, E. Moulines, and H.-T. Wai. Geom-Spider-EM: Faster Variance Reduced Stochastic Expectation Maximization for Nonconvex Finite-Sum Optimization. In *ICASSP 2021 - 2021 IEEE International Conference on Acoustics, Speech and Signal Processing (ICASSP)*, pages 3135–3139, 2021. (Cited on page 4.)
- [43] J. H. Friedman, T. Hastie, and R. Tibshirani. Regularization Paths for Generalized Linear Models via Coordinate Descent. *Journal of Statistical Software*, 33(1):1 – 22, Feb. 2010. Section: Articles. (Cited on page 22.)
- [44] C. R. Genovese and L. Wasserman. Rates of convergence for the Gaussian mixture sieve. *The Annals of Statistics*, 28(4):1105–1127, aug 2000. (Cited on page 3.)
- [45] D. Guo, D. Yang, H. Zhang, J. Song, R. Zhang, R. Xu, Q. Zhu, S. Ma, P. Wang, X. Bi, and others. DeepSeek-R1: Incentivizing Reasoning Capability in LLMs via Reinforcement Learning. *arXiv preprint arXiv:2501.12948*, 2025. (Cited on page 5.)
- [46] D. T. Hai, T. N. Mai, T. Nguyen, N. Ho, B. T. Nguyen, and C. Drovandi. Dendrograms of Mixing Measures for Softmax-Gated Gaussian Mixture of Experts: Consistency without Model Sweeps. In *Proceedings of The 29th International Conference on Artificial Intelligence and Statistics*, Proceedings of Machine Learning Research. PMLR, 2026. (Cited on page 4.)
- [47] P. Hall and C. C. Heyde. *Martingale limit theory and its applications / P. Hall, C.C. Heyde*. Probability and mathematical statistics. Academic Press, New York ;, 1980. (Cited on page 26.)
- [48] E. Hazan. *Introduction to online convex optimization*, volume 2. Now Publishers, Inc., 2016. (Cited on page 4.)
- [49] C. Hennig. Identifiability of Models for Clusterwise Linear Regression. *Journal of Classification*, 17(2):273–296, 2000. (Cited on page 10.)
- [50] G. Hinton, N. Srivastava, and K. Swersky. Neural networks for machine learning: lecture 6a overview of mini-batch gradient descent. *University of Toronto, Technical Report*, 14(8):2, 2012. (Cited on pages 5 and 17.)
- [51] N. Ho and X. Nguyen. Convergence rates of parameter estimation for some weakly identifiable finite mixtures. *The Annals of Statistics*, 44(6):2726 – 2755, 2016. (Cited on page 4.)
- [52] N. Ho and X. Nguyen. On strong identifiability and convergence rates of parameter estimation in finite mixtures. *Electronic Journal of Statistics*, 10(1):271–307, 2016. (Cited on page 4.)
- [53] N. Ho, C.-Y. Yang, and M. I. Jordan. Convergence Rates for Gaussian Mixtures of Experts. *Journal of Machine Learning Research*, 2022. (Cited on page 4.)
- [54] R. A. Jacobs, M. I. Jordan, S. J. Nowlan, and G. E. Hinton. Adaptive mixtures of local experts. *Neural computation*, 3(1):79–87, 1991. (Cited on pages 3 and 4.)
- [55] N. Jaquier, R. Haschke, and S. Calinon. Tensor-variate mixture of experts for proportional myographic control of a robotic hand. *Robotics and Autonomous Systems*, 142:103812, 2021. (Cited on page 5.)
- [56] A. Q. Jiang, A. Sablayrolles, A. Roux, A. Mensch, B. Savary, C. Bamford, D. S. Chaplot, D. d. l. Casas, E. B. Hanna, F. Bressand, and others. Mixtral of experts. *arXiv preprint arXiv:2401.04088*, 2024. (Cited on page 5.)



- [57] H. Jiang and J. Xu. The stochastic proximal distance algorithm. *Statistics and Computing*, 34:210, 2024. (Cited on page 4.)
- [58] W. Jiang and M. A. Tanner. Hierarchical mixtures-of-experts for exponential family regression models: approximation and maximum likelihood estimation. *Annals of Statistics*, pages 987–1011, 1999. (Cited on page 4.)
- [59] W. Jiang and M. A. Tanner. On the identifiability of mixtures-of-experts. *Neural Networks*, 12(9):1253–1258, 1999. (Cited on page 10.)
- [60] M. I. Jordan and R. A. Jacobs. Hierarchical mixtures of experts and the EM algorithm. *Neural computation*, 6(2):181–214, 1994. (Cited on pages 3 and 4.)
- [61] B. Karimi, B. Miasojedow, E. Moulines, and H.-T. Wai. Non-asymptotic Analysis of Biased Stochastic Approximation Scheme. In A. Beygelzimer and D. Hsu, editors, *Proceedings of the Thirty-Second Conference on Learning Theory*, volume 99 of *Proceedings of Machine Learning Research*, pages 1944–1974. PMLR, June 2019. (Cited on page 4.)
- [62] B. Karimi, H.-T. Wai, E. Moulines, and M. Lavielle. On the Global Convergence of (Fast) Incremental Expectation Maximization Methods. In *Advances in Neural Information Processing Systems*, volume 32, 2019. (Cited on pages 4, 5, and 15.)
- [63] B. Karimi, H.-T. Wai, E. Moulines, and P. Li. Minimization by Incremental Stochastic Surrogate Optimization for Large Scale Nonconvex Problems. In S. Dasgupta and N. Haghtalab, editors, *Proceedings of The 33rd International Conference on Algorithmic Learning Theory*, volume 167 of *Proceedings of Machine Learning Research*, pages 606–637. PMLR, Apr. 2022. (Cited on pages 15 and 16.)
- [64] D. P. Kingma and J. Ba. Adam: A method for stochastic optimization. In *The 3rd International Conference for Learning Representations*, 2015. (Cited on pages 5 and 17.)
- [65] B. Kugler, F. Forbes, and S. Douté. Fast Bayesian inversion for high dimensional inverse problems. *Statistics and Computing*, 32(2):31, 2022. (Cited on page 5.)
- [66] E. Kuhn, C. Matias, and T. Rebafka. Properties of the stochastic approximation EM algorithm with mini-batch sampling. *Statistics and Computing*, 30(6):1725–1739, Nov. 2020. (Cited on pages 4 and 15.)
- [67] H. Kushner and G. G. Yin. *Stochastic Approximation and Recursive Algorithms and Applications*, volume 35. Springer Science & Business Media, 2003. (Cited on pages 4 and 8.)
- [68] M. Kuusela, T. Vatanen, E. Malmi, T. Raiko, T. Aaltonen, and Y. Nagai. Semi-supervised anomaly detection – towards model-independent searches of new physics. *Journal of Physics: Conference Series*, 368(1):012032, June 2012. (Cited on page 5.)
- [69] G. Lan. *First-order and stochastic optimization methods for machine learning*, volume 1. Springer, 2020. (Cited on page 4.)
- [70] K. Lange. *Numerical analysis for statisticians*, volume 1. Springer, 2010. (Cited on page 39.)
- [71] K. Lange. *MM Optimization Algorithms*. Society for Industrial and Applied Mathematics, Philadelphia, PA, 2016. (Cited on pages 4 and 6.)
- [72] K. Lange, J.-H. Won, A. Landeros, and H. Zhou. Nonconvex Optimization via MM Algorithms: Convergence Theory. In *Wiley StatsRef: Statistics Reference Online*, pages 1–22. John Wiley & Sons, Ltd, 2021. (Cited on page 4.)
- [73] S. Lathuilière, R. Juge, P. Mesejo, R. Muñoz-Salinas, and R. Horaud. Deep mixture of linear inverse regressions applied to head-pose estimation. In *Proceedings of the IEEE Conference on Computer Vision and Pattern Recognition*, pages 4817–4825, 2017. (Cited on page 5.)
- [74] M. Le, A. Nguyen, H. Nguyen, T. Nguyen, T. Pham, L. Van Ngo, and N. Ho. Mixture of Experts Meets Prompt-Based Continual Learning. In *Advances in Neural Information Processing Systems*, 2024. arXiv preprint arXiv:2405.14124. (Cited on page 4.)
- [75] H. A. Le Thi and V. T. Ho. Online Learning Based on Online DCA and Application to Online Classification. *Neural Computation*, 32(4):759–793, Apr. 2020. (Cited on page 4.)
- [76] H. A. Le Thi and V. T. Ho. DCA for online prediction with expert advice. *Neural Computing and Applications*, 33(15):9521–9544, Aug. 2021. (Cited on page 4.)



- [77] H. A. Le Thi, H. P. H. Luu, and T. P. Dinh. Online Stochastic DCA With Applications to Principal Component Analysis. *IEEE Transactions on Neural Networks and Learning Systems*, 35(5):7035–7047, 2024. (Cited on page 4.)
- [78] Q. Li, R. Shi, and F. Liang. Drug sensitivity prediction with high-dimensional mixture regression. *PLOS ONE*, 14(2):1–18, Feb. 2019. (Cited on page 5.)
- [79] H. Liu, Z. Li, D. L. W. Hall, P. Liang, and T. Ma. Sophia: A Scalable Stochastic Second-order Optimizer for Language Model Pre-training. In *The Twelfth International Conference on Learning Representations*, 2024. (Cited on pages 5 and 17.)
- [80] D. Lupu and I. Necoara. Convergence analysis of stochastic higher-order majorization-minimization algorithms. *Optimization Methods and Software*, 39:384–413, 2024. (Cited on page 4.)
- [81] H. Lyu. Stochastic regularized majorization-minimization with weakly convex and multi-convex surrogates. *Journal of Machine Learning Research*, 25:1–83, 2024. (Cited on page 4.)
- [82] H. Lyu, C. Strohmeier, and D. Needell. Online Nonnegative CP-dictionary Learning for Markovian Data. *Journal of Machine Learning Research*, 23(148):1–50, 2022. (Cited on page 4.)
- [83] J. Mairal. Stochastic majorization-minimization algorithms for large-scale optimization. *Advances in Neural Information Processing Systems*, 26, 2013. (Cited on pages 4 and 15.)
- [84] J. Mairal. Incremental Majorization-Minimization Optimization with Application to Large-Scale Machine Learning. *SIAM Journal on Optimization*, 25(2):829–855, 2015. (Cited on pages 4 and 15.)
- [85] S. Masoudnia and R. Ebrahimpour. Mixture of experts: a literature survey. *Artificial Intelligence Review*, 42(2):275–293, 2014. (Cited on page 4.)
- [86] G. J. McLachlan and T. Krishnan. *The EM Algorithm and Extensions*. Wiley, 1997. (Cited on page 4.)
- [87] I. Meilijson. A Fast Improvement to the Em Algorithm on its Own Terms. *Journal of the Royal Statistical Society: Series B (Methodological)*, 51(1):127–138, Sept. 1989. (Cited on page 4.)
- [88] E. F. Mendes and W. Jiang. On convergence rates of mixtures of polynomial experts. *Neural computation*, 24(11):3025–3051, 2012. (Cited on page 10.)
- [89] A. Mensch, J. Mairal, B. Thirion, and G. Varoquaux. Stochastic Subsampling for Factorizing Huge Matrices. *IEEE Transactions on Signal Processing*, 66(1):113–128, 2018. (Cited on page 4.)
- [90] R. M. Neal and G. E. Hinton. A View of the EM Algorithm that Justifies Incremental, Sparse, and other Variants. In M. I. Jordan, editor, *Learning in Graphical Models*, pages 355–368. Springer Netherlands, Dordrecht, 1998. (Cited on page 4.)
- [91] D. N. Nguyen and Z. Li. Joint learning of Gaussian graphical models in heterogeneous dependencies of high-dimensional transcriptomic data. In *The 16th Asian Conference on Machine Learning (Conference Track)*, 2024. (Cited on page 5.)
- [92] H. Nguyen, P. Akbarian, T. Nguyen, and N. Ho. A General Theory for Softmax Gating Multinomial Logistic Mixture of Experts. In *Proceedings of The 41st International Conference on Machine Learning*, 2024. (Cited on pages 4 and 13.)
- [93] H. Nguyen, T. Nguyen, and N. Ho. Demystifying Softmax Gating in Gaussian Mixture of Experts. In *Advances in Neural Information Processing Systems*, Dec. 2023. (Cited on pages 4 and 10.)
- [94] H. Nguyen, T. Nguyen, K. Nguyen, and N. Ho. Towards Convergence Rates for Parameter Estimation in Gaussian-gated Mixture of Experts. In *Proceedings of The 27th International Conference on Artificial Intelligence and Statistics*, volume 238, pages 2683–2691, May 2024. (Cited on page 4.)
- [95] H. D. Nguyen. An introduction to Majorization-Minimization algorithms for machine learning and statistical estimation. *WIREs Data Mining and Knowledge Discovery*, 7(2):e1198, 2017. (Cited on page 4.)

- [96] H. D. Nguyen and F. Chamroukhi. Practical and theoretical aspects of mixture-of-experts modeling: An overview. *Wiley Interdisciplinary Reviews: Data Mining and Knowledge Discovery*, 8(4):e1246, 2018. (Cited on page 4.)
- [97] H. D. Nguyen, F. Chamroukhi, and F. Forbes. Approximation results regarding the multiple-output Gaussian gated mixture of linear experts model. *Neurocomputing*, 366:208–214, 2019. (Cited on page 4.)
- [98] H. D. Nguyen, F. Forbes, G. Fort, and O. Cappé. An Online Minorization-Maximization Algorithm. In *Classification and Data Science in the Digital Age - 17th Conference of the International Federation of Classification Societies, IFCS 2022, Proceedings*, pages 263–271. Springer, 2023. (Cited on pages 4, 6, and 7.)
- [99] H. D. Nguyen, F. Forbes, and G. J. McLachlan. Mini-batch learning of exponential family finite mixture models. *Statistics and Computing*, 30(4):731–748, July 2020. (Cited on pages 4 and 5.)
- [100] H. D. Nguyen, L. R. Lloyd-Jones, and G. J. McLachlan. A universal approximation theorem for mixture-of-experts models. *Neural computation*, 28(12):2585–2593, 2016. (Cited on page 4.)
- [101] H. D. Nguyen and G. J. McLachlan. Laplace mixture of linear experts. *Computational Statistics & Data Analysis*, 93:177–191, 2016. (Cited on page 4.)
- [102] H. D. Nguyen, T. Nguyen, F. Chamroukhi, and G. J. McLachlan. Approximations of conditional probability density functions in Lebesgue spaces via mixture of experts models. *Journal of Statistical Distributions and Applications*, 8(1):13, Aug. 2021. (Cited on page 4.)
- [103] H. D. Nguyen, T. Nguyen, and F. Forbes. Bayesian Likelihood Free Inference using Mixtures of Experts. In *2024 International Joint Conference on Neural Networks (IJCNN)*, pages 1–8, 2024. (Cited on page 4.)
- [104] T. Nguyen. *Model Selection and Approximation in High-dimensional Mixtures of Experts Models: from Theory to Practice*. PhD Thesis, Normandie Université, Dec. 2021. (Cited on page 4.)
- [105] T. Nguyen, F. Chamroukhi, H. D. Nguyen, and G. J. McLachlan. Approximation of probability density functions via location-scale finite mixtures in Lebesgue spaces. *Communications in Statistics - Theory and Methods*, pages 1–12, May 2022. (Cited on page 4.)
- [106] T. Nguyen, H. D. Nguyen, F. Chamroukhi, and F. Forbes. A non-asymptotic approach for model selection via penalization in high-dimensional mixture of experts models. *Electronic Journal of Statistics*, 16(2):4742 – 4822, 2022. (Cited on page 4.)
- [107] T. Nguyen, H. D. Nguyen, F. Chamroukhi, and G. J. McLachlan. Approximation by finite mixtures of continuous density functions that vanish at infinity. *Cogent Mathematics & Statistics*, 7(1):1750861, 2020. (Cited on page 4.)
- [108] X. Nguyen. Convergence of latent mixing measures in finite and infinite mixture models. *The Annals of Statistics*, 41(1):370–400, 2013. (Cited on page 3.)
- [109] A. Norets. Approximation of conditional densities by smooth mixtures of regressions. *The Annals of Statistics*, 38(3):1733 – 1766, 2010. (Cited on page 4.)
- [110] J. Ortega and W. Rheinboldt. *Iterative Solution of Nonlinear Equations in Several Variables*, volume 30. SIAM, 1970. (Cited on page 4.)
- [111] G. Oudoumanessah, T. Coudert, C. Lartizien, M. Dojat, T. Christen, and F. Forbes. Scalable magnetic resonance fingerprinting: Incremental inference of high dimensional elliptical mixtures from large data volumes, 2024. (Cited on page 4.)
- [112] G. Oudoumanessah, T. Coudert, L. Meyer, A. Delphin, M. Dojat, C. Lartizien, and F. Forbes. Cluster globally, reduce locally: Scalable efficient dictionary compression for magnetic resonance fingerprinting. In *IEEE International Symposium on Biological Imaging (ISBI)*, 2025. (Cited on page 4.)
- [113] Q. Pham, G. Do, H. Nguyen, T. Nguyen, C. Liu, M. Sartipi, B. T. Nguyen, S. Ramasamy, X. Li, S. Hoi, and others. CompeteSMoE–Effective Training of Sparse Mixture of Experts via Competition. *arXiv preprint arXiv:2402.02526*, 2024. (Cited on page 5.)

- [114] S. A. Prado, L. Cabrera-Bosquet, A. Grau, A. Coupel-Ledru, E. J. Millet, C. Welcker, and F. Tardieu. Phenomics allows identification of genomic regions affecting maize stomatal conductance with conditional effects of water deficit and evaporative demand. *Plant, Cell & Environment*, 41(2):314–326, 2018. (Cited on page 22.)
- [115] J. Puigcerver, C. R. Ruiz, B. Mustafa, and N. Houlsby. From Sparse to Soft Mixtures of Experts. In *The Twelfth International Conference on Learning Representations*, 2024. (Cited on page 5.)
- [116] A. Rakhlin, D. Panchenko, and S. Mukherjee. Risk bounds for mixture density estimation. *ESAIM: PS*, 9:220–229, 2005. (Cited on page 3.)
- [117] M. Razaviyayn, M. Sanjabi, and Z.-Q. Luo. A Stochastic Successive Minimization Method for Nonsmooth Nonconvex Optimization with Applications to Transceiver Design in Wireless Communication Networks. *Mathematical Programming*, 157(2):515–545, June 2016. (Cited on page 4.)
- [118] M. Redmond. Communities and Crime. UCI Machine Learning Repository, 2002. DOI: <https://doi.org/10.24432/C53W3X>. (Cited on page 22.)
- [119] H. Robbins and S. Monro. A Stochastic Approximation Method. *The Annals of Mathematical Statistics*, 22(3):400 – 407, 1951. Publisher: Institute of Mathematical Statistics. (Cited on pages 5, 7, and 17.)
- [120] D. Rohde and O. Cappé. Online maximum-likelihood estimation for latent factor models. In *2011 IEEE Statistical Signal Processing Workshop (SSP)*, pages 565–568. IEEE, 2011. (Cited on page 15.)
- [121] S. Shalev-Shwartz. Online Learning and Online Convex Optimization. *Foundations and Trends® in Machine Learning*, 4(2):107–194, 2012. (Cited on page 4.)
- [122] N. Shazeer, A. Mirhoseini, K. Maziarz, A. Davis, Q. Le, G. Hinton, and J. Dean. Outrageously Large Neural Networks: The Sparsely-Gated Mixture-of-Experts Layer. In *International Conference on Learning Representations*, 2017. (Cited on page 3.)
- [123] Y. Sun, P. Babu, and D. P. Palomar. Majorization-Minimization Algorithms in Signal Processing, Communications, and Machine Learning. *IEEE Transactions on Signal Processing*, 65(3):794–816, 2017. (Cited on page 4.)
- [124] T. Thai, T. Nguyen, D. Do, N. Ho, and C. Drovandi. Model Selection for Gaussian-gated Gaussian Mixture of Experts Using Dendrograms of Mixing Measures. *arXiv preprint arXiv:2505.13052*, 2025. (Cited on page 4.)
- [125] R. Tibshirani. Regression shrinkage and selection via the Lasso. *Journal of the Royal Statistical Society: Series B (Methodological)*, 58(1):267–288, 1996. Publisher: Wiley Online Library. (Cited on page 22.)
- [126] Z. Wang, K. Ji, Y. Zhou, Y. Liang, and V. Tarokh. SpiderBoost and Momentum: Faster Variance Reduction Algorithms. In H. Wallach, H. Larochelle, A. Beygelzimer, F. d. Alché-Buc, E. Fox, and R. Garnett, editors, *Advances in Neural Information Processing Systems*, volume 32. Curran Associates, Inc., 2019. (Cited on page 4.)
- [127] Z. You, S. Feng, D. Su, and D. Yu. Speechmoe2: Mixture-of-Experts Model with Improved Routing. In *IEEE International Conference on Acoustics, Speech and Signal Processing, ICASSP 2022, Virtual and Singapore, 23-27 May 2022*, pages 7217–7221. IEEE, 2022. (Cited on page 5.)
- [128] S. E. Yuksel, J. N. Wilson, and P. D. Gader. Twenty Years of Mixture of Experts. *IEEE Transactions on Neural Networks and Learning Systems*, 23(8):1177–1193, 2012. (Cited on page 4.)
- [129] Z. Zhang, Y. Lin, Z. Liu, P. Li, M. Sun, and J. Zhou. MoEfication: Transformer Feed-forward Layers are Mixtures of Experts. In *Findings of the Association for Computational Linguistics: ACL 2022*, pages 877–890, Dublin, Ireland, May 2022. Association for Computational Linguistics. (Cited on page 5.)