

Neural Neural Scaling Laws

Michael Y. Hu¹ Jane Pan¹ Ayush Rajesh Jhaveri¹ Nicholas Lourie¹ Kyunghyun Cho¹

Abstract

Neural scaling laws predict how language model performance improves with increased compute. While aggregate metrics like validation loss can follow smooth power-law curves, individual downstream tasks exhibit diverse scaling behaviors: some improve monotonically, others plateau, and some even degrade with scale. We argue that predicting downstream performance from validation perplexity suffers from two limitations: averaging token-level losses obscures signal, and no simple parametric family can capture the full spectrum of scaling behaviors. To address this, we propose Neural Neural Scaling Laws (NEUNEU), a neural network that frames scaling law prediction as time-series extrapolation. NEUNEU combines temporal context from observed accuracy trajectories with token-level validation losses, learning to predict future performance without assuming any bottleneck or functional form. Trained entirely on open-source model checkpoints from HuggingFace, NEUNEU achieves 2.04% mean absolute error in predicting model accuracy on 66 downstream tasks—a 38% reduction compared to logistic scaling laws (3.29% MAE). Furthermore, NEUNEU generalizes zero-shot to unseen model families, parameter counts, and downstream tasks. Our work suggests that predicting downstream scaling laws directly from data outperforms parametric alternatives.

1. Introduction

Neural scaling laws characterize how language model performance improves with increased compute, data, and parameters (Kaplan et al., 2020; Hoffmann et al., 2022). These laws typically take the form of power-law relationships such as $L(C) = \alpha C^{-\beta}$, where L is training loss and C is the input to training, such as compute. Such simple functional

forms have proven remarkably useful for predicting training dynamics and choosing resource allocation.

However, the translation from training loss to downstream task performance is far more complex. While aggregate metrics like training or validation loss follow smooth scaling curves, individual task accuracies exhibit diverse behaviors with scale: some improve monotonically, others plateau, and some even degrade with scale—a phenomenon known as inverse scaling (McKenzie et al., 2023). Taken together, it seems that no single parametric family can capture the full spectrum of scaling behaviors (Lourie et al., 2025).

We hypothesize that predicting future performance from validation loss suffers from two flaws, both of which limit the usefulness of downstream scaling laws: first, validation loss is an arbitrary bottleneck, and averaging the myriad token losses obscures signal; and second, no simple hypothesis class exists to fit all behaviors of downstream tasks. To fix these issues, we propose to use a neural network that predicts downstream task performance while incorporating token-level loss information.

Our “neural” neural scaling law, or NEUNEU, frames scaling law prediction as a time-series extrapolation problem. Unlike parametric approaches that rely on aggregate metrics, NEUNEU predicts downstream performance by combining observed accuracy trajectories with token-level validation losses. This allows the model to leverage the rich signal within loss distributions that averaging typically obscures. To ensure generalization across unseen model families and parameter counts, we design inputs to be invariant across model scales. We achieve this by abstracting training steps into relative compute intervals and converting unbounded losses into token probabilities, enabling the network to learn patterns in training dynamics decoupled from the specific training configuration.

We train NEUNEU on open-source language model training trajectories (Magnusson et al., 2025) on HuggingFace (Wolf et al., 2020), meaning that anyone can fit their own neural neural scaling laws without first performing large numbers of training runs. Our results show that NEUNEU achieves 2.04% mean absolute error (MAE) on 66 downstream tasks, a 38% reduction compared to the widely used logistic scaling laws (Magnusson et al., 2025; Gadre et al., 2025). Furthermore, NEUNEU is a more robust decision-making tool:

¹New York University. Correspondence to: Michael Y. Hu <myh2014@nyu.edu>, Kyunghyun Cho <kc119@nyu.edu>.

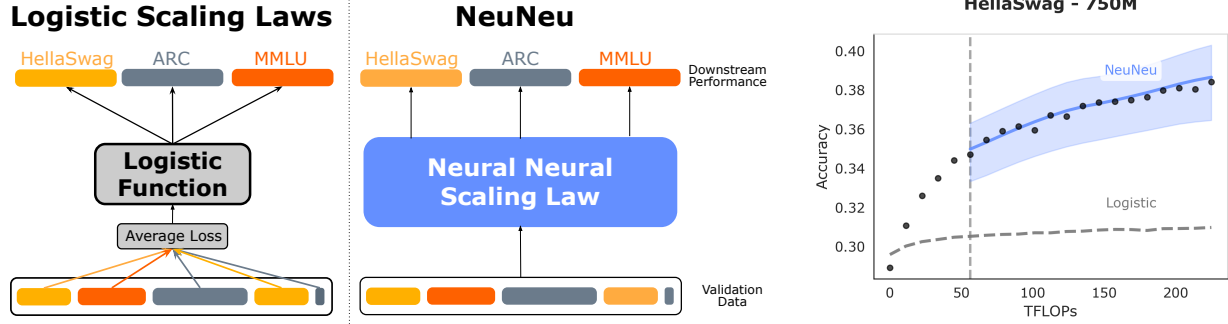


Figure 1. Richer signal from token-level losses (center) enables NEUNEU to better forecast accuracies for downstream tasks (right). Average validation loss, used in logistic scaling laws, averages away token-level loss changes.

it generalizes zero-shot to unseen tasks with lower error than logistic scaling laws achieve on tasks they were explicitly fit to, and correctly ranks the final performance of competing model configurations with 75.6% accuracy, a 12.3% improvement over baselines. Our contributions:

1. We propose NEUNEU, the first model that predicts downstream scaling performance without parametric or prior assumptions. NEUNEU outperforms baseline logistic scaling laws by an average of 39% at predicting downstream accuracy across 66 downstream tasks (§3).
2. We train NEUNEU with quantile regression (Koenker & Hallock, 2001), allowing the model to predict uncertainty. Over our test set, we find that NEUNEU’s 10%-90% interquantile range captures 74.9% of the true data out of an expected 80%, suggesting that the model is well-calibrated (§3.2).
3. NEUNEU also outperforms neural baselines that use average or no validation loss. This demonstrates that predicting downstream performance from average validation loss discards information usable by a more powerful model. As the corpus of open-source models and training trajectories grows, we advocate for more expressive scaling laws that scale with data (§5).

Code: <https://github.com/michahu/neuneu>

2. Neural Neural Scaling Laws

This work focuses on improving downstream performance prediction from validation losses, the main metric during language model pretraining. Periodically, we evaluate a language model on a validation set of N tokens and D downstream tasks. Suppose we are at time t and want to predict a language model’s task performance at time $t + K$. We have the following information at our disposal:

- Token-level loss vectors $\ell_{1:t} \in \mathbb{R}^{t \times N}$
- Downstream accuracies $\mathbf{y}_{1:t} \in [0, 1]^{(t-1) \times D}$

Logistic scaling laws solve this prediction problem by assuming that 1) the average validation loss $\bar{\ell}_t$ is sufficient to predict all downstream task performances \mathbf{y}_t and 2) the relationship between validation loss and downstream task performance is well-described by a logistic function, which is natural for predicting values that transition between chance and a saturating threshold. One then fits the parameters of the logistic function:

$$\begin{aligned} y_t^{(i)} &= f(\bar{\ell}_t; a, k, L_0, b) \\ &= \frac{a}{1 + e^{-k(\bar{\ell}_t - L_0)}} + b \end{aligned}$$

These scaling laws have high bias and low expressivity. In moving to a neural network, which is more expressive, we must choose input and output representations that allow the neural network to extrapolate. In §2.1, we discuss our representation choices, present the architecture in §2.2, and finish with training and evaluation details in §2.3 and §2.4.

2.1. Validation Loss Representations

One drawback of logistic scaling laws is that the average loss $\bar{\ell}_t$ does not retain distributional information, which we hypothesize is beneficial for predicting downstream performance. Two models can achieve the same validation loss with loss distributions of different skews or variances, which could be indicative of different underlying capabilities.

First, to fix the issue with cross-entropy loss being unbounded, we convert token-wise losses into token-wise probabilities:

$$p_i = e^{-\ell_i} \quad \text{for } i = 1, \dots, N$$

In general, we found that training on probabilities leads to better neural models than training on losses; see Figure 8 for discussion and ablation.

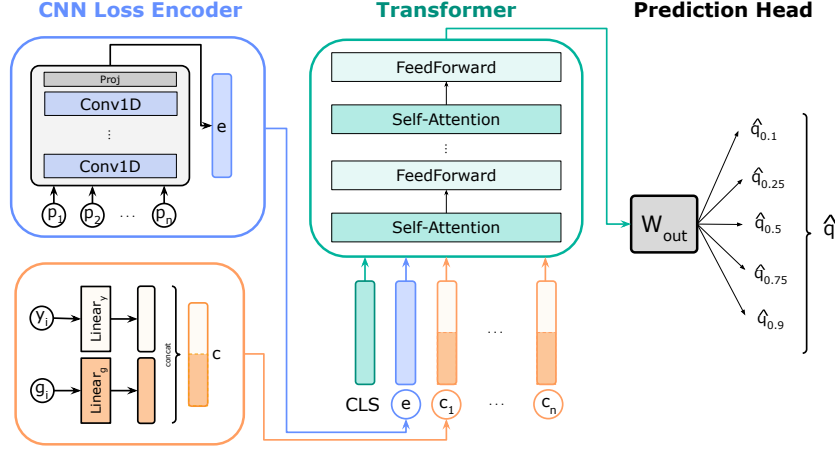


Figure 2. NEUNEU encodes and processes token-level validation probabilities alongside a sequence of historical downstream accuracies and compute gaps, which are projected into context tokens. The BERT-style Transformer (Devlin et al., 2019) backbone uses this information to predict a distribution over the downstream accuracy via quantile regression on the [CLS] token.

To test our hypothesis about distributional information, we consider three input representations:

- **NEUNEU:** For the first and primary representation, we directly provide all token probabilities p_t to the model.
- **AVERAGE:** As a baseline, we use the previous sequence of average validation probabilities $\bar{p}_{\leq t}$, similar to logistic scaling laws.
- **DIFFHIST:** Finally, to provide intuition, we bin probabilities into a histogram of B bins. We then provide the model the difference Δh in the histograms of p_t and p_{t+K} . See Appendix A for precise equations. Unlike the previous two, this representation sees the future; we include it to make the point that distribution shape is helpful for predicting future accuracy.

In summary, we train NEUNEU on token probabilities. As a baseline, we test using average validation probabilities. Last, we include a binned histogram representation to illustrate the kinds of distributional signal lost via averaging.

2.2. Architecture

In addition to p_t , NEUNEU takes in a sequence of accuracies and gaps $y_1, g_1, \dots, y_t, g_t$ and uses this information to predict the next accuracy y_{t+g_t} in the sequence. Gaps are units of compute between evaluation steps. For example, the sequence (0.5, 1, 0.6) means that the accuracy was 0.5, and after one unit of training compute (e.g., 500 TFLOPS), the accuracy is now 0.6. Abstracting compute as gaps induces invariance across scales, enabling generalization.

NEUNEU consists of three components: loss encoder, Transformer, and prediction head \mathbf{W}_{out} (Figure 2). We show the

forward pass for the entire model first, then explain each component.

$$\mathbf{e} = \text{LossEncoder}(p_1, \dots, p_N) \quad (1)$$

$$\mathbf{c}_i = [\text{Linear}_y(y_i); \text{Linear}_g(g_i)] \quad \text{for } i = 1, \dots, t \quad (2)$$

$$\mathbf{H} = \text{Transformer}([\text{CLS}; \mathbf{e}; \mathbf{c}_1; \dots; \mathbf{c}_t]) \quad (3)$$

$$\hat{\mathbf{y}} = \mathbf{W}_{\text{out}} \cdot \mathbf{H}_0 \quad (4)$$

At inference time, suppose we want to predict the next accuracy in the sequence (0.5, 1, 0.6, 5), which means predicting accuracy 5 units of compute (e.g., 2,500 TFLOPs) in the future. Here we simply feed the token-level losses p_i to Equation (1), the sequence ($y_1 = 0.5, g_1 = 1, y_2 = 0.6, g_2 = 5$) to Equation (2), and run the forward pass.

Loss Encoder. The loss encoder produces a single embedding \mathbf{e} . To process token probabilities, we use L layers of strided 1D convolutions for hierarchical downsampling:

$$\mathbf{x}_0 = p_{1:N} \in \mathbb{R}^{1 \times N} \quad (5)$$

$$\mathbf{x}_i = \text{GELU}(\text{GroupNorm}(\text{Conv1D}(\mathbf{x}_{i-1}))) \quad (6)$$

$$\mathbf{e} = \mathbf{W}_{\text{proj}} \cdot \text{flatten}(\mathbf{x}_L) \quad (7)$$

where $p_{1:N}$ are the probabilities, and \mathbf{W}_{proj} projects the flattened features to the hidden dimension of the transformer. We use $L = 4$ Conv1D layers with kernel size $k = 64$, stride $s = 16$, and channels progressively increasing through (8, 16, 32, 64).

The AVERAGE encoder projects each probability and averages to produce a single soft prompt:

$$\mathbf{e} = \frac{1}{N} \sum_{i=1}^N \text{Linear}(p_i) \quad (8)$$

And the DIFFHIST encoder uses a simple two-layer MLP:

$$\mathbf{e} = \text{MLP}(\Delta h) \quad (9)$$

$$= \text{LayerNorm}(\text{Linear}(\text{GELU}(\text{Linear}(\Delta h)))) \quad (10)$$

Transformer. The main sequence model is a standard transformer encoder with bidirectional attention (Vaswani et al., 2017; Devlin et al., 2019) and rotary embeddings (RoPE, Su et al. (2024)). Each context element is represented as the concatenation of projected accuracy and gap values:

$$\mathbf{c}_i = [\text{Linear}_y(y_i); \text{Linear}_g(g_i)] \in \mathbb{R}^d \quad (11)$$

In other words, the first half of \mathbf{c}_i contains information about y_i , and the second half about g_i . The input sequence to the transformer is: $[\text{CLS}; \mathbf{e}; \mathbf{c}_1; \dots; \mathbf{c}_t]$. The transformer processes this with 6 layers of pre-norm self-attention, and the output is predicted from the CLS token position.

Prediction Head. Unlike logistic scaling laws, our model also captures prediction uncertainty via quantile regression (Koenker & Hallock, 2001). For quantile regression, the output embedding from the transformer is projected to $Q = 5$ quantile predictions:

$$[\hat{q}_{0.1}, \hat{q}_{0.25}, \hat{q}_{0.5}, \hat{q}_{0.75}, \hat{q}_{0.9}] = \mathbf{W}_{\text{out}} \cdot \mathbf{e}_{\text{out}} \quad (12)$$

Training uses pinball loss summed across quantiles:

$$\mathcal{L}_{\text{pinball}} = \sum_{\tau \in \mathcal{T}} \begin{cases} \tau(a - \hat{q}_\tau) & \text{if } a \geq \hat{q}_\tau \\ (1 - \tau)(\hat{q}_\tau - a) & \text{otherwise} \end{cases} \quad (13)$$

where \mathbf{H}_{-1} denotes the output at the last position. The output $\hat{\mathbf{q}} = [\hat{q}_{0.1}, \hat{q}_{0.25}, \hat{q}_{0.5}, \hat{q}_{0.75}, \hat{q}_{0.9}]$ provides a calibrated distribution over predicted accuracy at the target compute scale. The median $\hat{q}_{0.5}$ serves as the point estimate, while the interquantile range ($\hat{q}_{0.9} - \hat{q}_{0.1}$) captures uncertainty.

2.3. Training Data

A core challenge of training such a neural network is getting diverse pretraining trajectories. In this work, we demonstrate that such data is **freely available on HuggingFace**: anyone can train our model from open-source data. In particular, we train NEU-NEU using training runs of 6 model sizes from the DataDecide model suite (Magnusson et al., 2025). Each training trajectory contains three random seeds, a variable number of checkpoints, and each checkpoint is evaluated on 66 downstream tasks comprising the OLMES evaluation suite (Gu et al., 2025). We use the 0th (default) random seed from the {90M, 150M, 300M, 530M, 750M, 1B} parameter models.

For each model and task, we construct training samples from checkpoint accuracies as follows. Let (y_1, y_2, \dots, y_T) denote the sequence of accuracies at consecutive checkpoints. We first impute unit gaps to form the context sequence:

$$\mathcal{S}_0 = [(y_1, 1), (y_2, 1), \dots, (y_T, 1)] \quad (14)$$

To create multiple training examples per trajectory and a model that can predict from missing data, we then randomly drop tuples from the sequence with probability $p = 0.4$, as inspired by Che et al. (2018). When element i is dropped, its gap is absorbed into the preceding element:

$$[(y_{i-1}, g_{i-1}), (y_i, g_i), (y_{i+1}, g_{i+1})] \xrightarrow{\text{drop } y_i} \quad (15)$$

$$[(y_{i-1}, g_{i-1} + g_i), (y_{i+1}, g_{i+1})] \quad (16)$$

For a valid subsequence $\mathcal{S} = [(y_{s_1}, g_{s_1}), \dots, (y_{s_k}, g_{s_k})]$ ending at checkpoint s_k , we generate training targets for all future checkpoints $s_k < j \leq T$. Let $g_{\text{target}} = j - s_k$. We simply replace g_{s_k} with g_{target} to create \mathcal{S}' , then add the appropriate input representation:

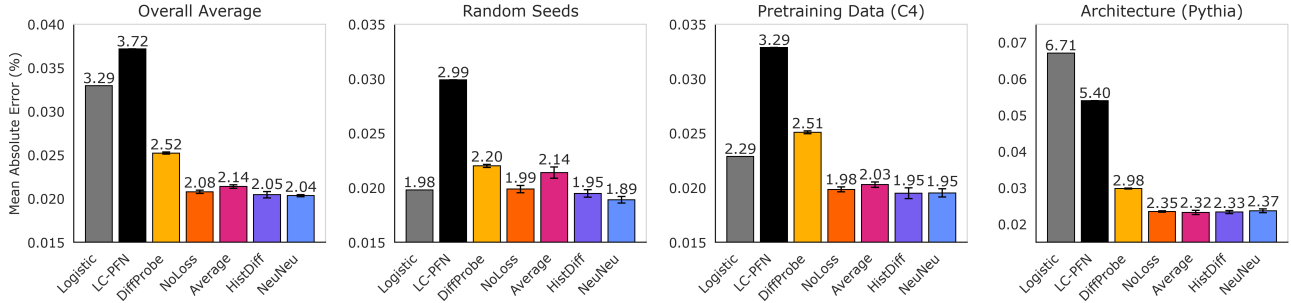
$$\begin{aligned} (\mathcal{S}', \mathbf{p}_{s_k}) &\mapsto y_j & (\text{NEU-NEU}) \\ (\mathcal{S}', [\bar{p}_1, \dots, \bar{p}_{s_k}]) &\mapsto y_j & (\text{AVERAGE}) \\ (\mathcal{S}', \Delta h_{s_k \rightarrow j}) &\mapsto y_j & (\text{DIFFHIST}) \end{aligned}$$

To obtain token probabilities \mathbf{p}_t , we evaluate all checkpoints on the same random sample of 256,000 contiguous tokens from the WebOrganizer dataset (Wettig et al., 2025). To avoid tokenization disparities across models, we tokenize using whitespace and combine probabilities for subwords, following Tjautja & Neubig (2025). See Table 1 for training hyperparameters.

2.4. Evaluation

We test generalization on four kinds of heldout runs: new 1) random seeds, 2) pretraining datasets, 3) model families, and 4) downstream tasks. Specifically, we test on:

- Random seed 2 from DCLM-Baseline runs with parameter sizes {90M, 150M, 300M, 530M, 750M, 1B}.
- C4 runs with parameter sizes {90M, 150M, 300M, 530M, 750M, 1B}, default seed. We withhold all C4 runs from NEU-NEU’s training data.
- Pythia (Biderman et al., 2023) runs with parameter sizes {70M, 1.4B, 2.8B, 6.9B}. These parameter counts lie outside of the training data distribution for our predictive models and represent a challenging shift in pretraining dataset, architecture, and parameter size.
- All three conditions above while also withholding 13 of the 66 tasks in DataDecide during training. This tests



(a) NEU-NEU significantly outperforms logistic scaling laws at generalizing to new conditions.

Task	Logistic	LC-PFN	DiffProbe	NoLoss	Average	HistDiff	NEU-NEU
ARC-Challenge	0.0228	0.0230	0.0236	0.0139	0.0200	0.0139	0.0146
ARC-Easy	0.0474	0.0263	0.0212	0.0210	0.0344	0.0186	0.0180
BoolQ	0.0567	0.0690	0.0991	0.0601	0.0553	0.0545	0.0539
CSQA	0.0408	0.0391	0.0350	0.0271	0.0409	0.0258	0.0255
HellaSwag	0.0317	0.0182	0.0255	0.0096	0.0176	0.0074	0.0069
OpenBookQA	0.0208	0.0206	0.0283	0.0139	0.0173	0.0135	0.0135
PIQA	0.0277	0.0177	0.0095	0.0126	0.0211	0.0077	0.0126
SocialQA	0.0164	0.0178	0.0147	0.0090	0.0140	0.0089	0.0088
WinoGrande	0.0160	0.0366	0.0193	0.0157	0.0228	0.0159	0.0154
MMLU	0.0332	0.0382	0.0252	0.0209	0.0207	0.0208	0.0206

(b) Mean Absolute Error (MAE) for scaling law prediction on the OLMES tasks. Lowest error bolded.

Figure 3. Generalization results for downstream task accuracy prediction.

NEU-NEU’s ability to **generalize zero-shot to unseen tasks**. Note that this is impossible with logistic scaling laws, which fit a separate model per task.

We train all predictors on the dataset described in §2.3 and name the predictors accordingly:

- **NEU-NEU**: Our Transformer model with CNN loss encoder. Our neural models contain around 20M parameters. We emphasize that at inference time, NEU-NEU is not significantly more expensive to run than logistic scaling laws, taking only a few seconds of wall clock time on CPU for one downstream task.
- **LOGISTIC**: Logistic scaling law, fitted per task. To give LOGISTIC the best possible chance, we feed ground truth $\bar{\ell}_{t+K}$ into it: $\hat{y}_{t+K}^{(i)} = f(\bar{\ell}_{t+K}; a, k, L_0, b)$. We assume that whatever prediction method one uses to obtain $\bar{\ell}_{t+K}$ is perfect, and focus on the problem of downstream prediction.
- **LC-PFN**: A Transformer-based meta-learning method from prior work that performs in-context Bayesian inference over learning curves (Adriaensen et al., 2023).
- **DIFFPROBE**: Ablation. MLP predicting downstream performance from histogram deltas Δh directly.

- **NOLOSS**: Ablation. Transformer using previous downstream accuracies only. Equivalent to NEU-NEU without the CNN loss encoder.
- **AVERAGE**: Transformer using previous accuracies and average validation probability.
- **HISTDIFF**: Transformer using previous accuracies and histogram deltas Δh .

LOGISTIC, DIFFPROBE, and HISTDIFF have access to $\bar{\ell}_{t+K}$, while the other methods do not (pure forecasting).

3. Results

At inference time, we condition the Transformer models on accuracies from the first 20% of each heldout training run and compute mean absolute error (MAEs) for all methods on the unobserved 80%. For our neural models, we also report $\pm 2\sigma$ over 5 random seeds as an error bar. (Randomness only impacts LOGISTIC in numerical imprecision).

In Figure 3a, we find that NEU-NEU performs the best in aggregate on our evaluations, as well as when generalizing to different random seeds and pretraining data. **Conversely, logistic scaling laws perform progressively worse on more challenging generalizations**, such as Pythia. LC-PFN per-

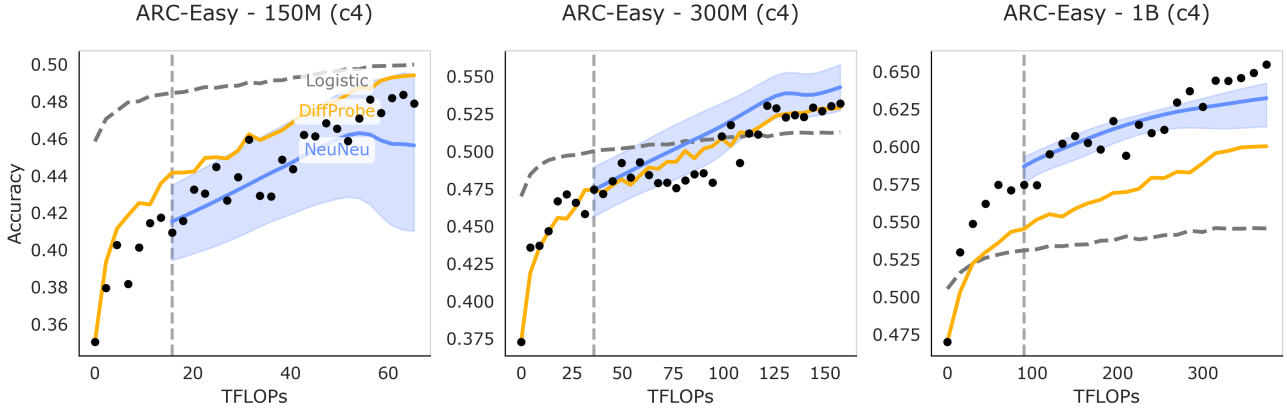


Figure 4. NEU-NEU is the best predictor of downstream performance. Black dots are ground truth accuracies for the training run, and the grey line marks the beginning of NEU-NEU’s predictions, after observing the first 20% of downstream accuracies. The light-green band is the 10%-90% interquartile range predicted by NEU-NEU itself.

forms roughly on par with the logistic scaling laws, and worse than our neural methods; we further analyze LC-PFN and discuss hyperparameters in Figure 9. Ultimately, our neural methods have the advantage on being trained on extrapolating scaling, while LC-PFN is trained to predict learning curves in general. DIFFPROBE, the MLP ablation, performs worse than the neural methods but does not fail catastrophically when generalizing to Pythia. Overall, NEU-NEU substantially outperforms LOGISTIC and LC-PFN, especially on the more challenging Pythia generalizations.

Table 3b contains MAEs for each of the OLMES tasks (Gu et al., 2025), with MMLU tasks aggregated. Again, the neural models perform the best, with HISTDIFF or NEU-NEU always first or second. The fact that NEU-NEU—which receives no structural prior about distributions or future information—achieves better aggregate performance suggests the CNN independently discovers distributional features. Furthermore, both methods outperforming the NOLOSS and AVERAGE ablations, via different paths, supports our hypothesis that logistic scaling laws miss distributional information helpful for prediction.

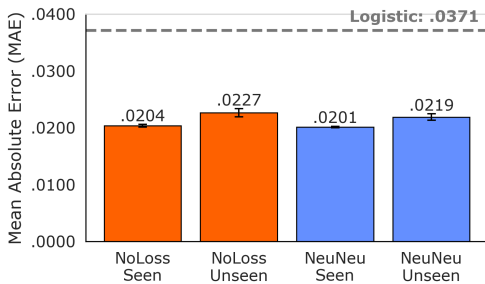


Figure 5. Neural models are better predictors than logistic scaling laws, even on tasks they have never seen during training.

Zero-shot generalization. NEU-NEU also generalizes zero-shot to unseen downstream tasks, a capability not possible with task-specific parametric fits. In Figure 5, we show NEU-NEU and NOLOSS’s performance on seen versus unseen tasks. MAE increases slightly in unseen tasks, but in both cases is lower than the average performance for logistic regression on the 13 unseen tasks. In other words, our neural models are better predictors than logistic scaling laws, even on tasks they have never seen during training.

3.1. Case Study: ARC-Easy across scales

We visualize predictions from NEU-NEU, LOGISTIC, and DIFFPROBE on the ARC-Easy task, representing roughly median performance for NEU-NEU, in in Figure 4. All task predictions are visualized in Figures 10 through 12. Across the 150M to 1B training runs, NEU-NEU has the tightest fit to the ground truth accuracies. For users who wish to extrapolate without conditioning on context $y_{<t}$, DIFFPROBE also outperforms LOGISTIC qualitatively on ARC-Easy, and is a slightly better predictor in the aggregate. **This suggests that leveraging the loss distribution may be a promising direction for improving analytic scaling laws.**

3.2. Error Over Time and Calibration

Figure 6A shows mean absolute error (MAE) on the 1B training runs from our evaluation set. Neural methods have lower MAE than logistic scaling laws at all points. Taken together with the averaged results in Figure 3a, we hypothesize that neural methods at our data scale and above are better predictors in general, and have the expressivity to take advantage of more data.

In Figure 6B, we change the amount of context provided to NEU-NEU, and find that predictions improve smoothly with additional readings of downstream accuracy. Finally, Figure

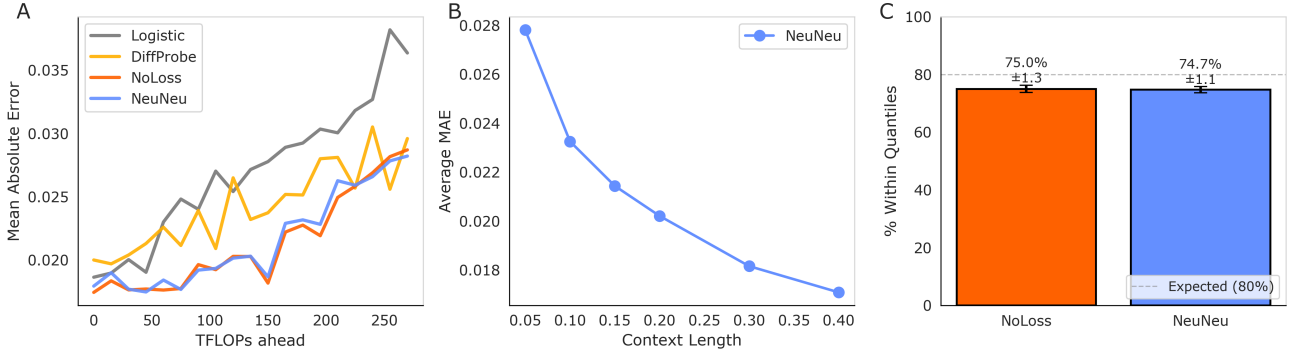


Figure 6. A: Neural methods achieve lower error for all extrapolation horizons. B: When increasing the context of observed accuracies $y_{<t}$, NEUNEU’s prediction error decays exponentially. C: The confidence intervals learned via quantile regression for our neural methods is nearly well-calibrated, containing around 75% of ground truth accuracies within a $\hat{q}_{0.1}$ to $\hat{q}_{0.9}$ interquantile range.

6C computes the percentage of ground truth accuracies that land within the neural models’ predicted interquantile range (see Figure 4 for a visualization). 75% and 74.7% of the data lands within the interquantile ranges of NOLOSS and NEUNEU, suggesting that the interquantile ranges predicted by the neural models are close to well-calibrated.

3.3. Ranking Accuracy

Finally, the most important factor in using NEUNEU over logistic scaling laws would be whether NEUNEU helps make better decisions: given the start of a training run, can we predict whether it will be better than another run with different hyperparameters?

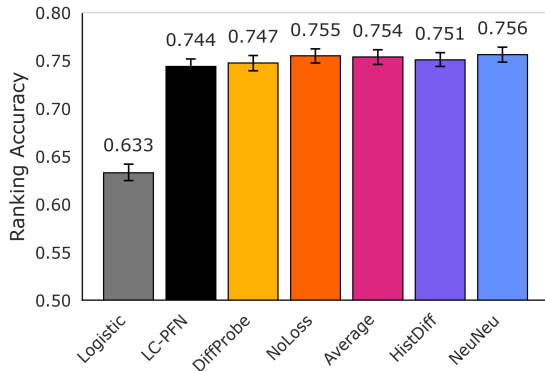


Figure 7. Ranking accuracy for predicting which of two model configurations will achieve better final performance. NEUNEU achieves the highest accuracy, 0.756, compared to 0.633 for LOGISTIC, a 12.3% improvement. Error bars show 95% bootstrap confidence intervals.

To study this, we evaluate whether NEUNEU can predict which of two different model configurations will have a better final performance, given the initial 20% of the training trajectory. For each task t and model m , we choose another model m' with a different training configuration, yielding

two model-task pairs (m, t) and (m', t) . We use all methods to extrapolate the models’ performance to the end of training, and the predictor is correct if it correctly ranks the two models—that is, if $\hat{y}_{m,T} > \hat{y}_{m',T}$ matches the true ranking $y_{m,T} > y_{m',T}$. We do this for all possible pairs.

Figure 7 shows these ranking accuracies. NEUNEU achieves the highest ranking accuracy of 0.756 compared to 0.633 for LOGISTIC, an improvement of 12.3%. These results demonstrate that NEUNEU’s lower prediction error translates to practical utility: better predictions enable better decisions about which models to train, which hyperparameters to use, and how to allocate limited compute budgets.

4. Related Work

Over the decades, a number of works discovered and (re-discovered) power law scaling with respect to data (Cortes et al., 1993; Hestness et al., 2017). With the advent of language model pretraining (Peters et al., 2018; Radford et al., 2018; 2019), data became abundant, and the focus shifted towards scaling compute. Rosenfeld et al. (2020) discovered that loss exhibits power law scaling with respect to parameters as well as data, and soon after Kaplan et al. (2020) named this phenomenon *scaling laws*, popularizing the idea by investigating its implications for language models. Later, Hoffmann et al. (2022) refined the method by proposing different ways to estimate scaling laws and recommending the most widely used power law functional form: $L(N, D) = e + \frac{a}{N^\alpha} + \frac{b}{D^\beta}$. This approach remains the basis for how scaling laws are applied to pretraining today.

Unfortunately, translation from pretraining to downstream tasks has proven more difficult. Wei et al. (2022) documented how models display *emergent capabilities*, or capabilities that appear suddenly at scale. Such capabilities are difficult to predict, because model performance appears the same at smaller scales. The choice of evaluation metric can ease or exacerbate the problem of emergence (Schaefer

fer et al., 2023; 2025), but even with carefully constructed metrics, it remains difficult to extrapolate downstream performance (Du et al., 2024). Liu et al. (2025) note that factors beyond compute or loss significantly impact scaling laws; we embrace this finding by providing NEUNEU richer input representations.

A major obstacle for extrapolation is the diversity of scaling behaviors. While many tasks improve with scale, others exhibit *inverse scaling*, where performance gets worse (McKenzie et al., 2023; Wilcox et al., 2024) or does so at first only to become U-shaped (Wei et al., 2023). To address the behaviors seen outside language model pretraining, researchers initially sought expressive parametric forms that extend traditional power laws (Alabdulmohsin et al., 2022; Caballero et al., 2023). Researchers have continued to investigate new functional forms for both direct approaches, predicting performance directly from data, parameters, and compute (OpenAI et al., 2024; Krajewski et al., 2025), as well as indirect approaches, predicting performance from intermediate task losses such as pretraining loss or the probability of the correct answer (Grattafiori et al., 2024; Huang et al., 2024; Gadre et al., 2025; Bhagia et al., 2025; Chen et al., 2025). Despite these efforts, reliably predicting downstream scaling remain a challenge (Lourie et al., 2025).

Our work attempts to move scaling laws beyond parametric assumptions. In doing so, it relates closely to a precursor of scaling laws: trajectory forecasting. Trajectory forecasting has long been studied in hyperparameter optimization; for example, Freeze-Thaw Bayesian Optimization forecasts the asymptotic performance of partially trained models to dynamically allocate compute (Swersky et al., 2014). This perspective has recently evolved into meta-learning approaches such as LC-PFN (Adriaensen et al., 2023) and FT-PFN (Rakotoarison et al., 2024), which use transformers trained on synthetic functions to perform in-context inference over learning curves. Our work shares the motivation of these methods but diverges in methodology: rather than using synthetic priors, we learn to extrapolate directly from open-source training runs using quantile regression.

5. Discussion

Our experiments demonstrate that neural methods consistently outperform logistic scaling laws across all evaluation conditions. NEUNEU achieves 2.04% MAE compared to 3.29% for logistic scaling laws—a 38% reduction in prediction error—while also providing calibrated uncertainty estimates and generalizing zero-shot to unseen tasks. The histogram ablation (HISTDIFF) further reinforces that distributional information in token-level losses carries predictive signal that averaging obscures, validating our core hypothesis. Meanwhile, the temporal context ablation (NOLOSS) shows that even without validation loss information, a neu-

ral sequence model outperforms parametric fits by learning patterns in accuracy trajectories.

These results suggest that the limitations of existing scaling laws are not fundamental to the prediction problem, but rather artifacts of restricted hypothesis classes. Logistic scaling laws embody a strong inductive bias (that downstream performance is a monotonically increasing, saturating function) which is elegant but unequipped to deal with tasks exhibiting diverse scaling behaviors. NEUNEU trades this parametric bias for flexibility, learning to recognize patterns in accuracy trajectories and token-level losses rather than assuming a functional form. Neural methods outperforming parametric alternatives aligns with the Bitter Lesson (Sutton, 2019): methods that scale with compute and data tend to outperform those relying on human-designed structure. Our work extends this principle to the meta-problem of predicting model performance itself. As the ecosystem of open-source model checkpoints continues to grow, we expect neural neural scaling laws to improve further.

5.1. Toward Foundation Models of Training Dynamics

Recent work has explored *world models*: neural networks that learn to simulate environment dynamics, enabling planning and counterfactual reasoning without direct interaction (Ha & Schmidhuber, 2018; Bruce et al., 2024). In this vein, NEUNEU can be viewed as a nascent world model of training dynamics: given a model’s current state (accuracies and validation losses) and an implicit action (more compute), it predicts the future state (downstream performance). Costs for training language models are significant and growing (Brown et al., 2020; Morrison et al., 2025); a foundation model that accurately simulates training dynamics could enable practitioners to explore the space of hyperparameters, architectures, and data mixtures *in silico*, reducing the cost of experimentation. NEUNEU represents a step in this direction. By learning from the collective history of open-source training runs, it converts community investment into a reusable, predictive asset.

5.2. Limitations and Future Work

Our approach has several limitations that suggest directions for future work. First, NEUNEU is designed to use the same validation set. We show that this approach generalizes (§3), but future work can explore models that take in arbitrary token losses. Second, the downstream tasks in our evaluation suite are classification tasks where accuracy is the natural metric, and generative tasks may exhibit different scaling dynamics. Finally, NEUNEU can serve as a foundation for developing better theories: by interpreting what features of the loss distribution the CNN encoder learns to extract, or what patterns in accuracy trajectories the Transformer attends to, we may discover better parametric predictors.

Impact Statement

This paper presents work whose goal is to advance the field of Machine Learning. There are many potential societal consequences of our work, none which we feel must be specifically highlighted here.

Acknowledgments

Many thanks to Megan Richards for feedback and comments. MYH and JP are supported by the NSF Graduate Research Fellowship. This work was supported in part through the NYU IT High Performance Computing resources, services, and staff expertise. This work was supported by the Institute of Information & Communications Technology Planning & Evaluation (IITP) with a grant funded by the Ministry of Science and ICT (MSIT) of the Republic of Korea in connection with the Global AI Frontier Lab International Collaborative Research. This work was also supported by the Samsung Advanced Institute of Technology (under the project Next Generation Deep Learning: From Pattern Recognition to AI) and the National Science Foundation (under NSF Award 1922658).

References

- Adriaensen, S., Rakotoarison, H., Müller, S., and Hutter, F. Efficient bayesian learning curve extrapolation using prior-data fitted networks. In Oh, A., Naumann, T., Globerson, A., Saenko, K., Hardt, M., and Levine, S. (eds.), *Advances in Neural Information Processing Systems*, volume 36, pp. 19858–19886. Curran Associates, Inc., 2023.
- Alabdulmohsin, I. M., Neyshabur, B., and Zhai, X. Revisiting neural scaling laws in language and vision. In Koyejo, S., Mohamed, S., Agarwal, A., Belgrave, D., Cho, K., and Oh, A. (eds.), *Advances in Neural Information Processing Systems*, volume 35, pp. 22300–22312. Curran Associates, Inc., 2022.
- Bhagia, A., Liu, J., Wettig, A., Heineman, D., Tafjord, O., Jha, A. H., Soldaini, L., Smith, N. A., Groeneveld, D., Koh, P. W., Dodge, J., and Hajishirzi, H. Establishing task scaling laws via compute-efficient model ladders. In *Second Conference on Language Modeling*, 2025. URL <https://openreview.net/forum?id=FeAM2RVO8l>.
- Biderman, S., Schoelkopf, H., Anthony, Q., Bradley, H., O’Brien, K., Hallahan, E., Khan, M. A., Purohit, S., Prashanth, U. S., Raff, E., Skowron, A., Sutawika, L., and Van Der Wal, O. Pythia: a suite for analyzing large language models across training and scaling. In *Proceedings of the 40th International Conference on Machine Learning*, ICML’23. JMLR.org, 2023.
- Brown, T., Mann, B., Ryder, N., Subbiah, M., Kaplan, J. D., Dhariwal, P., Neelakantan, A., Shyam, P., Sastry, G., Askell, A., Agarwal, S., Herbert-Voss, A., Krueger, G., Henighan, T., Child, R., Ramesh, A., Ziegler, D., Wu, J., Winter, C., Hesse, C., Chen, M., Sigler, E., Litwin, M., Gray, S., Chess, B., Clark, J., Berner, C., McCandlish, S., Radford, A., Sutskever, I., and Amodei, D. Language models are few-shot learners. In Larochelle, H., Ranzato, M., Hadsell, R., Balcan, M., and Lin, H. (eds.), *Advances in Neural Information Processing Systems*, volume 33, pp. 1877–1901. Curran Associates, Inc., 2020. URL https://proceedings.neurips.cc/paper_files/paper/2020/file/1457c0d6bfc4967418bfb8ac142f64a-Paper.pdf.
- Bruce, J., Dennis, M. D., Edwards, A., Parker-Holder, J., Shi, Y., Hughes, E., Lai, M., Mavalankar, A., Steigerwald, R., Apps, C., et al. Genie: Generative interactive environments. In *Forty-first International Conference on Machine Learning*, 2024.
- Caballero, E., Gupta, K., Rish, I., and Krueger, D. Broken neural scaling laws. In *The Eleventh International Conference on Learning Representations*, 2023. URL <https://openreview.net/forum?id=sckjveqlCZ>.
- Che, Z., Purushotham, S., Cho, K., Sontag, D., and Liu, Y. Recurrent neural networks for multivariate time series with missing values. *Scientific Reports*, 8 (1):6085, 4 2018. ISSN 2045-2322. doi: 10.1038/s41598-018-24271-9. URL <https://doi.org/10.1038/s41598-018-24271-9>.
- Chen, Y., Huang, B., Gao, Y., Wang, Z., Yang, J., and Ji, H. Scaling laws for predicting downstream performance in LLMs. *Transactions on Machine Learning Research*, 2025. ISSN 2835-8856. URL <https://openreview.net/forum?id=PJUbMDkQVY>.
- Cortes, C., Jackel, L. D., Solla, S., Vapnik, V., and Denker, J. Learning curves: Asymptotic values and rate of convergence. In Cowan, J., Tesauro, G., and Alspector, J. (eds.), *Advances in Neural Information Processing Systems*, volume 6. Morgan-Kaufmann, 1993. URL https://proceedings.neurips.cc/paper_files/paper/1993/file/1aa48fc4880bb0c9b8a3bf979d3b917e-Paper.pdf.
- Devlin, J., Chang, M.-W., Lee, K., and Toutanova, K. BERT: Pre-training of deep bidirectional transformers for language understanding. In Burstein, J., Doran, C., and Solorio, T. (eds.), *Proceedings of the 2019 Conference of the North American Chapter of the Association for Computational Linguistics: Human Language Technologies*,

- Volume 1 (*Long and Short Papers*), pp. 4171–4186, Minneapolis, Minnesota, June 2019. Association for Computational Linguistics. doi: 10.18653/v1/N19-1423. URL <https://aclanthology.org/N19-1423/>.
- Du, Z., Zeng, A., Dong, Y., and Tang, J. Understanding emergent abilities of language models from the loss perspective. In Globerson, A., Mackey, L., Belgrave, D., Fan, A., Paquet, U., Tomczak, J., and Zhang, C. (eds.), *Advances in Neural Information Processing Systems*, volume 37, pp. 53138–53167. Curran Associates, Inc., 2024. doi: 10.52202/079017-1683.
- Gadre, S. Y., Smyrnis, G., Shankar, V., Gururangan, S., Wortsman, M., Shao, R., Mercat, J., Fang, A., Li, J., Keh, S., Xin, R., Nezhurina, M., Vasiljevic, I., Soldaini, L., Jitsev, J., Dimakis, A., Ilharco, G., Koh, P. W., Song, S., Kollar, T., Carmon, Y., Dave, A., Heckel, R., Muenighoff, N., and Schmidt, L. Language models scale reliably with over-training and on downstream tasks. In *The Thirteenth International Conference on Learning Representations*, 2025. URL <https://openreview.net/forum?id=iZeQBqJamf>.
- Grattafiori, A., Dubey, A., Jauhri, A., Pandey, A., Kadian, A., Al-Dahle, A., Letman, A., Mathur, A., Schelten, A., Vaughan, A., Yang, A., Fan, A., Goyal, A., Hartshorn, A., Yang, A., Mitra, A., Sravankumar, A., Korenev, A., Hinsvark, A., Rao, A., Zhang, A., Rodriguez, A., Gregerson, A., Spataru, A., Roziere, B., Biron, B., Tang, B., Chern, B., Caucheteux, C., Nayak, C., Bi, C., Marra, C., McConnell, C., Keller, C., Touret, C., Wu, C., Wong, C., Ferrer, C. C., Nikolaidis, C., Allonsius, D., Song, D., Pintz, D., Livshits, D., Wyatt, D., Esiobu, D., Choudhary, D., Mahajan, D., Garcia-Olano, D., Perino, D., Hupkes, D., Lakomkin, E., AlBadawy, E., Lobanova, E., Dinan, E., Smith, E. M., Radenovic, F., Guzmán, F., Zhang, F., Synnaeve, G., Lee, G., Anderson, G. L., Thattai, G., Nail, G., Mialon, G., Pang, G., Cucurell, G., Nguyen, H., Korevaar, H., Xu, H., Touvron, H., Zarov, I., Ibarra, I. A., Kloumann, I., Misra, I., Evtimov, I., Zhang, J., Copet, J., Lee, J., Geffert, J., Vranes, J., Park, J., Mahadeokar, J., Shah, J., van der Linde, J., Billock, J., Hong, J., Lee, J., Fu, J., Chi, J., Huang, J., Liu, J., Wang, J., Yu, J., Bitton, J., Spisak, J., Park, J., Rocca, J., Johnston, J., Saxe, J., Jia, J., Alwala, K. V., Prasad, K., Upasani, K., Plawiak, K., Li, K., Heafield, K., Stone, K., El-Arini, K., Iyer, K., Malik, K., Chiu, K., Bhalla, K., Lakhotia, K., Rantala-Young, L., van der Maaten, L., Chen, L., Tan, L., Jenkins, L., Martin, L., Madaan, L., Malo, L., Blecher, L., Landzaat, L., de Oliveira, L., Muzzi, M., Pasupuleti, M., Singh, M., Paluri, M., Kardaş, M., Tsimpoukelli, M., Oldham, M., Rita, M., Pavlova, M., Kambadur, M., Lewis, M., Si, M., Singh, M. K., Hassan, M., Goyal, N., Torabi, N., Bashlykov, N., Bogoychev, N., Chatterji, N., Zhang, N., Duchenne, O., Çelebi, O., Alrassy, P., Zhang, P., Li, P., Vasic, P., Weng, P., Bhargava, P., Dubal, P., Krishnan, P., Koura, P. S., Xu, P., He, Q., Dong, Q., Srinivasan, R., Ganapathy, R., Calderer, R., Cabral, R. S., Stojnic, R., Raileanu, R., Maheswari, R., Girdhar, R., Patel, R., Sauvestre, R., Polidoro, R., Sumbaly, R., Taylor, R., Silva, R., Hou, R., Wang, R., Hosseini, S., Chennabasappa, S., Singh, S., Bell, S., Kim, S. S., Edunov, S., Nie, S., Narang, S., Raparthy, S., Shen, S., Wan, S., Bhosale, S., Zhang, S., Vandenhende, S., Batra, S., Whitman, S., Sootla, S., Collot, S., Gururangan, S., Borodinsky, S., Herman, T., Fowler, T., Sheasha, T., Georgiou, T., Scialom, T., Speckbacher, T., Mihaylov, T., Xiao, T., Karn, U., Goswami, V., Gupta, V., Ramanathan, V., Kerkez, V., Gonguet, V., Do, V., Vogeti, V., Albiero, V., Petrovic, V., Chu, W., Xiong, W., Fu, W., Meers, W., Martinet, X., Wang, X., Wang, X., Tan, X. E., Xia, X., Xie, X., Jia, X., Wang, X., Goldschlag, Y., Gaur, Y., Babaei, Y., Wen, Y., Song, Y., Zhang, Y., Li, Y., Mao, Y., Coudert, Z. D., Yan, Z., Chen, Z., Papakipos, Z., Singh, A., Srivastava, A., Jain, A., Kelsey, A., Shajnfeld, A., Gangidi, A., Victoria, A., Goldstand, A., Menon, A., Sharma, A., Boesenberg, A., Baevski, A., Feinstein, A., Kallet, A., Sangani, A., Teo, A., Yunus, A., Lupu, A., Alvarado, A., Caples, A., Gu, A., Ho, A., Poulton, A., Ryan, A., Ramchandani, A., Dong, A., Franco, A., Goyal, A., Saraf, A., Chowdhury, A., Gabriel, A., Bharambe, A., Eisenstein, A., Yazdan, A., James, B., Maurer, B., Leonhardi, B., Huang, B., Loyd, B., Paola, B. D., Paranjape, B., Liu, B., Wu, B., Ni, B., Hancock, B., Wasti, B., Spence, B., Stojkovic, B., Gamido, B., Montalvo, B., Parker, C., Burton, C., Mejia, C., Liu, C., Wang, C., Kim, C., Zhou, C., Hu, C., Chu, C.-H., Cai, C., Tindal, C., Feichtenhofer, C., Gao, C., Civin, D., Beaty, D., Kreymer, D., Li, D., Adkins, D., Xu, D., Testuggine, D., David, D., Parikh, D., Liskovich, D., Foss, D., Wang, D., Le, D., Holland, D., Dowling, E., Jamil, E., Montgomery, E., Presani, E., Hahn, E., Wood, E., Le, E.-T., Brinkman, E., Arcaute, E., Dunbar, E., Smothers, E., Sun, F., Kreuk, F., Tian, F., Kokkinos, F., Ozgenel, F., Caggioni, F., Kanayet, F., Seide, F., Florez, G. M., Schwarz, G., Badeer, G., Swee, G., Halpern, G., Herman, G., Sizov, G., Guangyi, Zhang, Lakshminarayanan, G., Inan, H., Shojanazeri, H., Zou, H., Wang, H., Zha, H., Habeeb, H., Rudolph, H., Suk, H., Aspegren, H., Goldman, H., Zhan, H., Damla, I., Molybog, I., Tufanov, I., Leontiadis, I., Veliche, I.-E., Gat, I., Weissman, J., Geboski, J., Kohli, J., Lam, J., Asher, J., Gaya, J.-B., Marcus, J., Tang, J., Chan, J., Zhen, J., Reizenstein, J., Teboul, J., Zhong, J., Jin, J., Yang, J., Cummings, J., Carvill, J., Shepard, J., McPhee, J., Torres, J., Ginsburg, J., Wang, J., Wu, K., U, K. H., Saxena, K., Khandelwal, K., Zand, K., Matosich, K., Veeraraghavan, K., Michelena, K., Li, K., Jagadeesh, K., Huang, K., Chawla, K., Huang, K., Chen, L., Garg, L., A. L., Silva, L., Bell, L., Zhang, L., Guo, L., Yu, L.,

- Moshkovich, L., Wehrstedt, L., Khabsa, M., Avalani, M., Bhatt, M., Mankus, M., Hasson, M., Lennie, M., Reso, M., Groshev, M., Naumov, M., Lathi, M., Keneally, M., Liu, M., Seltzer, M. L., Valko, M., Restrepo, M., Patel, M., Vyatskov, M., Samvelyan, M., Clark, M., Macey, M., Wang, M., Hermoso, M. J., Metanat, M., Rastegari, M., Bansal, M., Santhanam, N., Parks, N., White, N., Bawa, N., Singhal, N., Egebo, N., Usunier, N., Mehta, N., Laptev, N. P., Dong, N., Cheng, N., Chernoguz, O., Hart, O., Salpekar, O., Kalinli, O., Kent, P., Parekh, P., Saab, P., Balaji, P., Rittner, P., Bontrager, P., Roux, P., Dollar, P., Zvyagina, P., Ratanchandani, P., Yuvraj, P., Liang, Q., Alao, R., Rodriguez, R., Ayub, R., Murthy, R., Nayani, R., Mitra, R., Parthasarathy, R., Li, R., Hogan, R., Battey, R., Wang, R., Howes, R., Rinott, R., Mehta, S., Siby, S., Bondu, S. J., Datta, S., Chugh, S., Hunt, S., Dhillon, S., Sidorov, S., Pan, S., Mahajan, S., Verma, S., Yamamoto, S., Ramaswamy, S., Lindsay, S., Lindsay, S., Feng, S., Lin, S., Zha, S. C., Patil, S., Shankar, S., Zhang, S., Zhang, S., Wang, S., Agarwal, S., Sajuyigbe, S., Chintala, S., Max, S., Chen, S., Kehoe, S., Satterfield, S., Govindaprasad, S., Gupta, S., Deng, S., Cho, S., Virk, S., Subramanian, S., Choudhury, S., Goldman, S., Remez, T., Glaser, T., Best, T., Koehler, T., Robinson, T., Li, T., Zhang, T., Matthews, T., Chou, T., Shaked, T., Vontimitta, V., Ajayi, V., Montanez, V., Mohan, V., Kumar, V. S., Mangla, V., Ionescu, V., Poenaru, V., Mihailescu, V. T., Ivanov, V., Li, W., Wang, W., Jiang, W., Bouaziz, W., Constable, W., Tang, X., Wu, X., Wang, X., Wu, X., Gao, X., Kleinman, Y., Chen, Y., Hu, Y., Jia, Y., Qi, Y., Li, Y., Zhang, Y., Zhang, Y., Adi, Y., Nam, Y., Yu, Wang, Zhao, Y., Hao, Y., Qian, Y., Li, Y., He, Y., Rait, Z., DeVito, Z., Rosnbrick, Z., Wen, Z., Yang, Z., Zhao, Z., and Ma, Z. The llama 3 herd of models, 2024. URL <https://arxiv.org/abs/2407.21783>.
- Gu, Y., Tafjord, O., Kuehl, B., Haddad, D., Dodge, J., and Hajishirzi, H. OLMES: A standard for language model evaluations. In Chiruzzo, L., Ritter, A., and Wang, L. (eds.), *Findings of the Association for Computational Linguistics: NAACL 2025*, pp. 5005–5033, Albuquerque, New Mexico, April 2025. Association for Computational Linguistics. ISBN 979-8-89176-195-7. doi: 10.18653/v1/2025.findings-naacl.282. URL <https://aclanthology.org/2025.findings-naacl.282/>.
- Ha, D. and Schmidhuber, J. World models. *arXiv preprint arXiv:1803.10122*, 2(3), 2018.
- Hestness, J., Narang, S., Ardalani, N., Diamos, G., Jun, H., Kianinejad, H., Patwary, M. M. A., Yang, Y., and Zhou, Y. Deep learning scaling is predictable, empirically, 2017. URL <https://arxiv.org/abs/1712.00409>.
- Hoffmann, J., Borgeaud, S., Mensch, A., Buchatskaya, E., Cai, T., Rutherford, E., de las Casas, D., Hendricks, L. A., Welbl, J., Clark, A., Hennigan, T., Noland, E., Millican, K., van den Driessche, G., Damoc, B., Guy, A., Osindero, S., Simonyan, K., Elsen, E., Vinyals, O., Rae, J. W., and Sifre, L. An empirical analysis of compute-optimal large language model training. In Oh, A. H., Agarwal, A., Belgrave, D., and Cho, K. (eds.), *Advances in Neural Information Processing Systems*, 2022. URL <https://openreview.net/forum?id=iBBcRUlOAPR>.
- Huang, Y., Zhang, J., Shan, Z., and He, J. Compression represents intelligence linearly. In *First Conference on Language Modeling*, 2024. URL <https://openreview.net/forum?id=SHMj84U5SH>.
- Kaplan, J., McCandlish, S., Henighan, T., Brown, T. B., Chess, B., Child, R., Gray, S., Radford, A., Wu, J., and Amodei, D. Scaling laws for neural language models. *CoRR*, abs/2001.08361, 2020. URL <https://arxiv.org/abs/2001.08361>.
- Koenker, R. and Hallock, K. F. Quantile regression. *Journal of economic perspectives*, 15(4):143–156, 2001.
- Krajewski, J., Shidani, A., Busbridge, D., Wiseman, S., and Ramapuram, J. Revisiting the scaling properties of downstream metrics in large language model training, 2025. URL <https://arxiv.org/abs/2512.08894>.
- Liu, E., Bertsch, A., Sutawika, L., Tjautja, L., Fernandes, P., Marinov, L., Chen, M., Singhal, S., Lawrence, C., Raghunathan, A., Gashteovski, K., and Neubig, G. Not-just-scaling laws: Towards a better understanding of the downstream impact of language model design decisions. In Christodoulopoulos, C., Chakraborty, T., Rose, C., and Peng, V. (eds.), *Proceedings of the 2025 Conference on Empirical Methods in Natural Language Processing*, pp. 16396–16427, Suzhou, China, November 2025. Association for Computational Linguistics. ISBN 979-8-89176-332-6. doi: 10.18653/v1/2025.emnlp-main.830. URL <https://aclanthology.org/2025.emnlp-main.830/>.
- Lourie, N., Hu, M. Y., and Cho, K. Scaling laws are unreliable for downstream tasks: A reality check. In Christodoulopoulos, C., Chakraborty, T., Rose, C., and Peng, V. (eds.), *Findings of the Association for Computational Linguistics: EMNLP 2025*, pp. 16167–16180, Suzhou, China, November 2025. Association for Computational Linguistics. ISBN 979-8-89176-335-7. doi: 10.18653/v1/2025.findings-emnlp.877. URL <https://aclanthology.org/2025.findings-emnlp.877/>.
- Magnusson, I., Tai, N., Bogin, B., Heineman, D., Hwang, J. D., Soldaini, L., Bhagia, A., Liu, J., Groeneveld, D.,

- Tafford, O., Smith, N. A., Koh, P. W., and Dodge, J. Datadecide: How to predict best pretraining data with small experiments. In *Forty-second International Conference on Machine Learning*, 2025. URL <https://openreview.net/forum?id=p9YlQPF8fE>.
- McKenzie, I. R., Lyzhov, A., Pieler, M. M., Parrish, A., Mueller, A., Prabhu, A., McLean, E., Shen, X., Cavanagh, J., Gritsevskiy, A. G., Kauffman, D., Kirtland, A. T., Zhou, Z., Zhang, Y., Huang, S., Wurgaft, D., Weiss, M., Ross, A., Recchia, G., Liu, A., Liu, J., Tseng, T., Korbak, T., Kim, N., Bowman, S. R., and Perez, E. Inverse scaling: When bigger isn't better. *Transactions on Machine Learning Research*, 2023. ISSN 2835-8856. URL <https://openreview.net/forum?id=DwgRm72GQF>. Featured Certification.
- Morrison, J., Na, C., Fernandez, J., Dettmers, T., Strubell, E., and Dodge, J. Holistically evaluating the environmental impact of creating language models. In *The Thirteenth International Conference on Learning Representations*, 2025. URL <https://openreview.net/forum?id=04qx93Viwj>.
- OpenAI, Achiam, J., Adler, S., Agarwal, S., Ahmad, L., Akkaya, I., Aleman, F. L., Almeida, D., Altenschmidt, J., Altman, S., Anadkat, S., Avila, R., Babuschkin, I., Balaji, S., Balcom, V., Baltescu, P., Bao, H., Bavarian, M., Belgum, J., Bello, I., Berdine, J., Bernadett-Shapiro, G., Berner, C., Bogdonoff, L., Boiko, O., Boyd, M., Brakman, A.-L., Brockman, G., Brooks, T., Brundage, M., Button, K., Cai, T., Campbell, R., Cann, A., Carey, B., Carlson, C., Carmichael, R., Chan, B., Chang, C., Chantzis, F., Chen, D., Chen, S., Chen, R., Chen, J., Chen, M., Chess, B., Cho, C., Chu, C., Chung, H. W., Cummings, D., Currier, J., Dai, Y., Decareaux, C., Degry, T., Deutsch, N., Deville, D., Dhar, A., Dohan, D., Dowling, S., Dunning, S., Ecoffet, A., Eleti, A., Eloundou, T., Farhi, D., Fedus, L., Felix, N., Fishman, S. P., Forte, J., Fulford, I., Gao, L., Georges, E., Gibson, C., Goel, V., Gogineni, T., Goh, G., Gontijo-Lopes, R., Gordon, J., Grafstein, M., Gray, S., Greene, R., Gross, J., Gu, S. S., Guo, Y., Hallacy, C., Han, J., Harris, J., He, Y., Heaton, M., Heidecke, J., Hesse, C., Hickey, A., Hickey, W., Hoeschele, P., Houghton, B., Hsu, K., Hu, S., Hu, X., Huizinga, J., Jain, S., Jain, S., Jang, J., Jiang, A., Jiang, R., Jin, H., Jin, D., Jomoto, S., Jonn, B., Jun, H., Kaftan, T., Łukasz Kaiser, Kamali, A., Kanitscheider, I., Keskar, N. S., Khan, T., Kilpatrick, L., Kim, J. W., Kim, C., Kim, Y., Kirchner, J. H., Kiros, J., Knight, M., Kokotajlo, D., Łukasz Kondraciuk, Kondrich, A., Konstantinidis, A., Kopic, K., Krueger, G., Kuo, V., Lampe, M., Lan, I., Lee, T., Leike, J., Leung, J., Levy, D., Li, C. M., Lim, R., Lin, M., Lin, S., Litwin, M., Lopez, T., Lowe, R., Lue, P., Makanju, A., Malfacini, K., Manning, S., Markov, T., Markovski, Y., Martin, B., Mayer, K., Mayne, A., McGrew, B., McKinney, S. M., McLeavey, C., McMillan, P., McNeil, J., Medina, D., Mehta, A., Menick, J., Metz, L., Mishchenko, A., Mishkin, P., Monaco, V., Morikawa, E., Mossing, D., Mu, T., Murati, M., Murk, O., Mély, D., Nair, A., Nakano, R., Nayak, R., Neelakantan, A., Ngo, R., Noh, H., Ouyang, L., O'Keefe, C., Pachocki, J., Paino, A., Palermo, J., Pantuliano, A., Parascandolo, G., Parish, J., Parparita, E., Passos, A., Pavlov, M., Peng, A., Perelman, A., de Avila Belbute Peres, F., Petrov, M., de Oliveira Pinto, H. P., Michael, Pokorný, Pokrass, M., Pong, V. H., Powell, T., Power, A., Power, B., Proehl, E., Puri, R., Radford, A., Rae, J., Ramesh, A., Raymond, C., Real, F., Rimbach, K., Ross, C., Rotsted, B., Roussez, H., Ryder, N., Saltarelli, M., Sanders, T., Santurkar, S., Sastry, G., Schmidt, H., Schnurr, D., Schulman, J., Selsam, D., Sheppard, K., Sherbakov, T., Shieh, J., Shoker, S., Shyam, P., Sidor, S., Sigler, E., Simens, M., Sitkin, J., Slama, K., Sohl, I., Sokolowsky, B., Song, Y., Staudacher, N., Such, F. P., Summers, N., Sutskever, I., Tang, J., Tezak, N., Thompson, M. B., Tillet, P., Tootoonchian, A., Tseng, E., Tuggle, P., Turley, N., Tworek, J., Uribe, J. F. C., Vallone, A., Vijayvergiya, A., Voss, C., Wainwright, C., Wang, J. J., Wang, A., Wang, B., Ward, J., Wei, J., Weinmann, C., Welihinda, A., Welinder, P., Weng, J., Weng, L., Wiethoff, M., Willner, D., Winter, C., Wolrich, S., Wong, H., Workman, L., Wu, S., Wu, J., Wu, M., Xiao, K., Xu, T., Yoo, S., Yu, K., Yuan, Q., Zaremba, W., Zellers, R., Zhang, C., Zhang, M., Zhao, S., Zheng, T., Zhuang, J., Zhuk, W., and Zoph, B. Gpt-4 technical report, 2024. URL <https://arxiv.org/abs/2303.08774>.
- Peters, M. E., Neumann, M., Iyyer, M., Gardner, M., Clark, C., Lee, K., and Zettlemoyer, L. Deep contextualized word representations. In Walker, M., Ji, H., and Stent, A. (eds.), *Proceedings of the 2018 Conference of the North American Chapter of the Association for Computational Linguistics: Human Language Technologies, Volume 1 (Long Papers)*, pp. 2227–2237, New Orleans, Louisiana, June 2018. Association for Computational Linguistics. doi: 10.18653/v1/N18-1202. URL <https://aclanthology.org/N18-1202/>.
- Radford, A., Narasimhan, K., Salimans, T., and Sutskever, I. Improving language understanding by generative pre-training, 2018. URL https://cdn.openai.com/research-covers/language-unsupervised/language_understanding_paper.pdf.
- Radford, A., Wu, J., Child, R., Luan, D., Amodei, D., and Sutskever, I. Language models are unsupervised multi-task learners, 2019. URL https://cdn.openai.com/better-language-models/language_models_are_unsupervised_multitask_learners.pdf.

- Rakotoarison, H., Adriaensen, S., Mallik, N., Garibov, S., Bergman, E., and Hutter, F. In-context freeze-thaw bayesian optimization for hyperparameter optimization. In *Proceedings of the 41st International Conference on Machine Learning, ICML'24*. JMLR.org, 2024.
- Rosenfeld, J. S., Rosenfeld, A., Belinkov, Y., and Shavit, N. A constructive prediction of the generalization error across scales. In *International Conference on Learning Representations*, 2020. URL <https://openreview.net/forum?id=ryenvpEKDr>.
- Schaeffer, R., Miranda, B., and Koyejo, S. Are emergent abilities of large language models a mirage? In Oh, A., Naumann, T., Globerson, A., Saenko, K., Hardt, M., and Levine, S. (eds.), *Advances in Neural Information Processing Systems*, volume 36, pp. 55565–55581. Curran Associates, Inc., 2023.
- Schaeffer, R., Schoelkopf, H., Miranda, B., Mukobi, G., Madan, V., Ibrahim, A., Bradley, H., Biderman, S., and Koyejo, S. Why has predicting downstream capabilities of frontier AI models with scale remained elusive? In *Forty-second International Conference on Machine Learning*, 2025. URL <https://openreview.net/forum?id=I1Nt1LvJal>.
- Su, J., Ahmed, M., Lu, Y., Pan, S., Bo, W., and Liu, Y. Roformer: Enhanced transformer with rotary position embedding. *Neurocomput.*, 568(C), February 2024. ISSN 0925-2312. doi: 10.1016/j.neucom.2023.127063. URL <https://doi.org/10.1016/j.neucom.2023.127063>.
- Sutton, R. The bitter lesson. *Incomplete Ideas (blog)*, 13(1): 38, 2019.
- Swersky, K., Snoek, J., and Adams, R. P. Freeze-thaw bayesian optimization, 2014. URL <https://arxiv.org/abs/1406.3896>.
- Tjauatja, L. and Neubig, G. BehaviorBox: Automated discovery of fine-grained performance differences between language models. In Che, W., Nabende, J., Shutova, E., and Pilehvar, M. T. (eds.), *Proceedings of the 63rd Annual Meeting of the Association for Computational Linguistics (Volume 1: Long Papers)*, pp. 18851–18873, Vienna, Austria, July 2025. Association for Computational Linguistics. ISBN 979-8-89176-251-0. doi: 10.18653/v1/2025.acl-long.923. URL <https://aclanthology.org/2025.acl-long.923/>.
- Vaswani, A., Shazeer, N., Parmar, N., Uszkoreit, J., Jones, L., Gomez, A. N., Kaiser, L. u., and Polosukhin, I. Attention is all you need. In Guyon, I., Luxburg, U. V., Bengio, S., Wallach, H., Fergus, R., Vishwanathan, S., and Garnett, R. (eds.), *Advances in Neural Information Processing Systems*, volume 30. Curran Associates, Inc., 2017. URL https://proceedings.neurips.cc/paper_files/paper/2017/file/3f5ee243547dee91fbd053c1c4a845aa-Paper.pdf.
- Wei, J., Tay, Y., Bommasani, R., Raffel, C., Zoph, B., Borgeaud, S., Yogatama, D., Bosma, M., Zhou, D., Metzler, D., Chi, E. H., Hashimoto, T., Vinyals, O., Liang, P., Dean, J., and Fedus, W. Emergent abilities of large language models. *Transactions on Machine Learning Research*, 2022. ISSN 2835-8856. URL <https://openreview.net/forum?id=yzkSU5zdwD>. Survey Certification.
- Wei, J., Kim, N., Tay, Y., and Le, Q. V. Inverse scaling can become u-shaped, 2023. URL <https://arxiv.org/abs/2211.02011>.
- Wettig, A., Lo, K., Min, S., Hajishirzi, H., Chen, D., and Soldaini, L. Organize the web: Constructing domains enhances pre-training data curation. In *Forty-second International Conference on Machine Learning*, 2025. URL <https://openreview.net/forum?id=boSqwvdvJVC>.
- Wilcox, E. G., Hu, M., Mueller, A., Linzen, T., Warstadt, A., Choshen, L., Zhuang, C., Cotterell, R., and Williams, A. Bigger is not always better: The importance of human-scale language modeling for psycholinguistics, Jul 2024. URL osf.io/preprints/psyarxiv/rfwgd_v1.
- Wolf, T., Debut, L., Sanh, V., Chaumond, J., Delangue, C., Moi, A., Cistac, P., Rault, T., Louf, R., Funtowicz, M., Davison, J., Shleifer, S., von Platen, P., Ma, C., Jernite, Y., Plu, J., Xu, C., Le Scao, T., Gugger, S., Drame, M., Lhoest, Q., and Rush, A. Transformers: State-of-the-art natural language processing. In Liu, Q. and Schlangen, D. (eds.), *Proceedings of the 2020 Conference on Empirical Methods in Natural Language Processing: System Demonstrations*, pp. 38–45, Online, October 2020. Association for Computational Linguistics. doi: 10.18653/v1/2020.emnlp-demos.6. URL <https://aclanthology.org/2020.emnlp-demos.6/>.

A. DIFFHIST

Unlike the average validation probability, the histogram captures the shape of the distribution.

$$\begin{aligned}
 p_{t,i} &= e^{-\ell_{t,i}} \quad \text{for } i = 1, \dots, N \\
 h_{t,b} &= \frac{1}{N} \sum_{i=1}^N \mathbf{1} \left[p_{t,i} \in \left(\frac{b-1}{B}, \frac{b}{B} \right] \right] \\
 \mathbf{h}_t &= (h_{t,1}, h_{t,2}, \dots, h_{t,B}) \quad \text{where } \sum_{b=1}^B h_{t,b} = 1
 \end{aligned}$$

For the histogram representation, the neural network may not generalize to unseen histogram shapes. Thus, we train the neural network f_θ to predict changes in downstream evaluations, given changes in the histogram. This way, even if the input histogram distributions lie off the neural network’s training data manifold, the differences in histograms can still be in-distribution.

$$\begin{aligned}
 \Delta h &= h_{t+K} - h_t \in \mathbb{R}^B \\
 y_{t+K} - y_t &= f_\theta(\Delta h)
 \end{aligned}$$

Table 1. Model hyperparameters.

Hyperparameter	Value
<i>Transformer Encoder Architecture</i>	
Hidden dimension	512
Transformer layers	6
Attention heads	8
Feed-forward dimension	2048
Max sequence length	512
<i>Convolutional Neural Network</i>	
CNN channels	[8, 16, 32, 64]
CNN kernel size	64
CNN stride	16
Number of groups for GroupNorm	min(8, number of channels)
Padding	kernel size / 2
<i>Training</i>	
Batch size	256
Learning rate	6×10^{-4}
Weight decay	0.033
Epochs	3
Warmup ratio	0.1
Max gradient norm	1.0
Drop gap probability (see §2.3)	0.4
<i>Data</i>	
Max encoder tokens	256,000
Quantiles	[0.1, 0.25, 0.5, 0.75, 0.9]

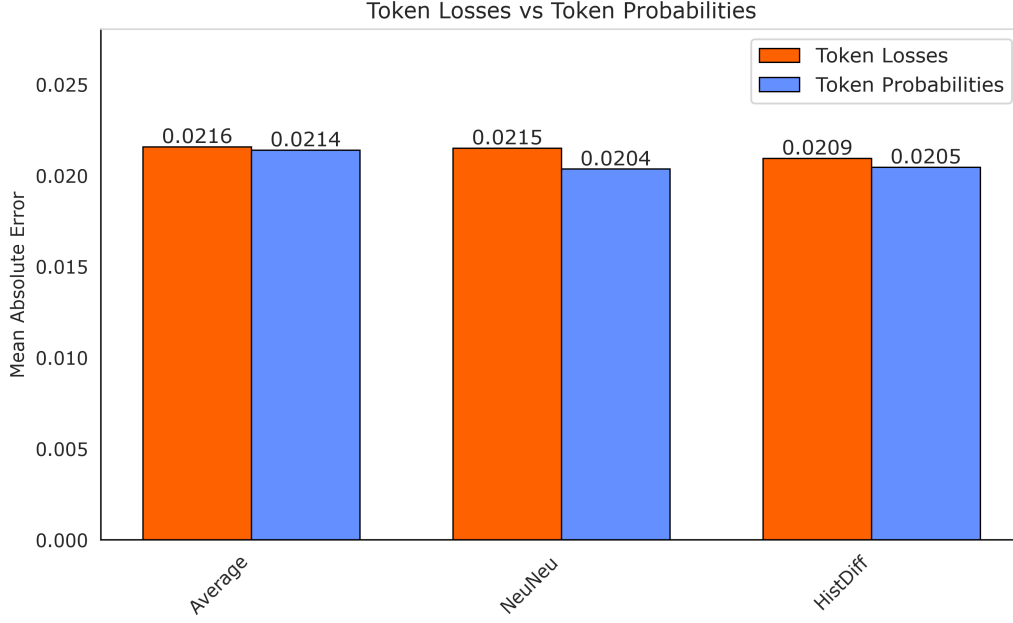


Figure 8. Using token probabilities produces better neural predictors than token losses. In the main text, we discussed the bounded nature of probabilities being more principled for the HistDiff method. Another reason to use probabilities is that the function e^{-x} , or the conversion from loss to probability, has larger derivative for smaller loss values. In other words, small changes in loss near convergence for the language model are amplified, which likely matters more than changes when the loss is large and language model performance on downstream tasks is near-chance.

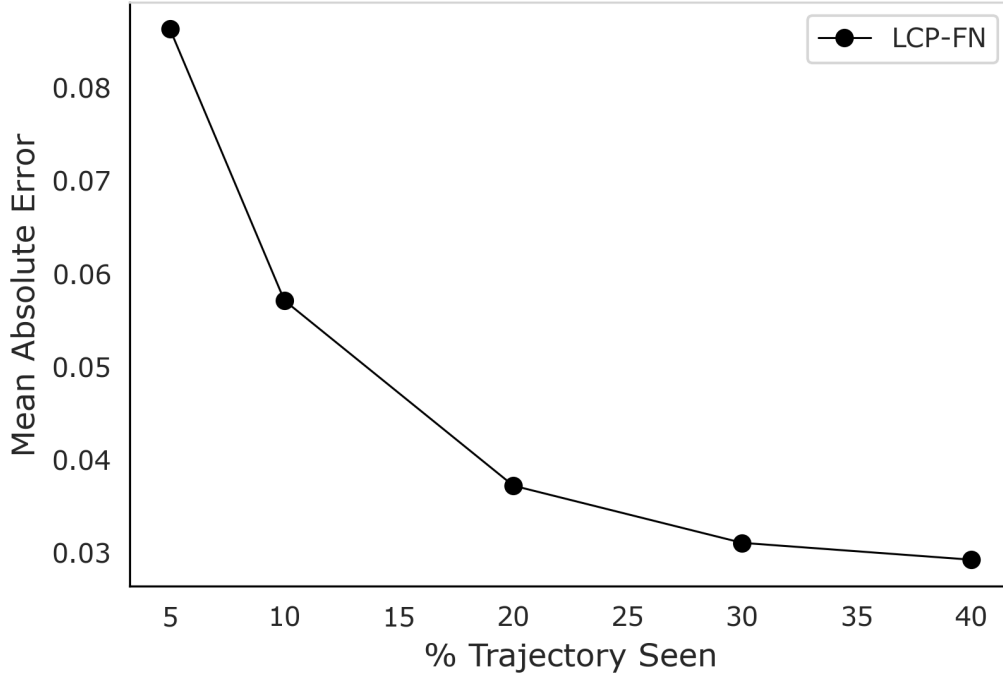


Figure 9. Here, we show that LC-PFN works as intended. Like NeuNeu, LC-PFN is a transformer that performs in-context inference, and is not tuned after pre-training.. However, when giving more context to LC-PFN, its prediction error over the remaining accuracies decreases. Thus, we conclude that LC-PFN is indeed inferring from the existing trajectory, but begins from higher error because it is not specifically trained on the task of downstream scaling prediction.

NeuNeu vs Logistic Trajectories - 150M (c4)




Figure 10. Blue: NEU-NEU. Dark grey: Logistic scaling law fitted to the task on the training set (§2.3).

NeuNeu vs Logistic Trajectories - 300M (c4)

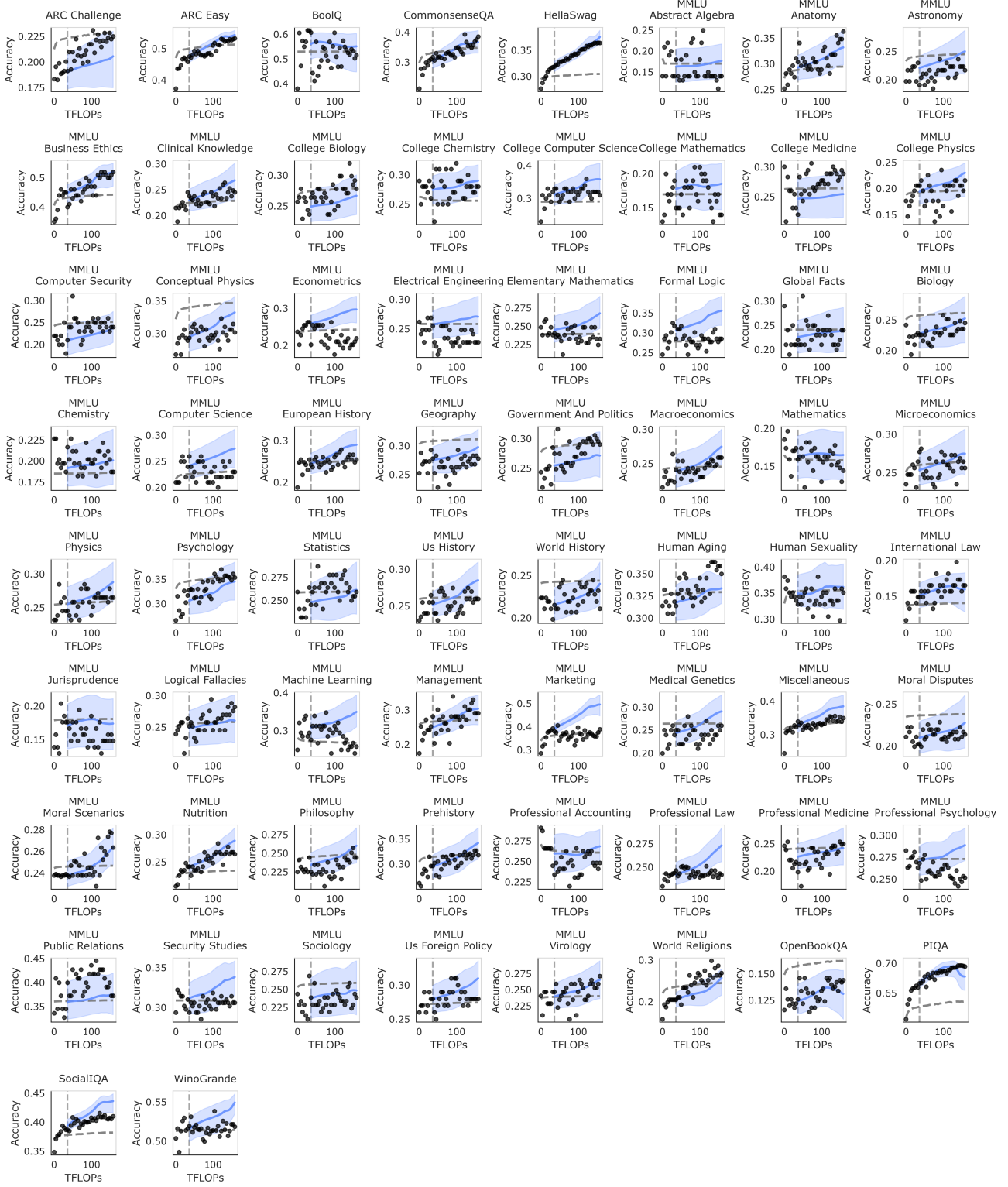


Figure 11. Blue: NEU-NEU. Dark grey: Logistic scaling law fitted to the task on the training set (§2.3).

NeuNeu vs Logistic Trajectories - 1B (c4)

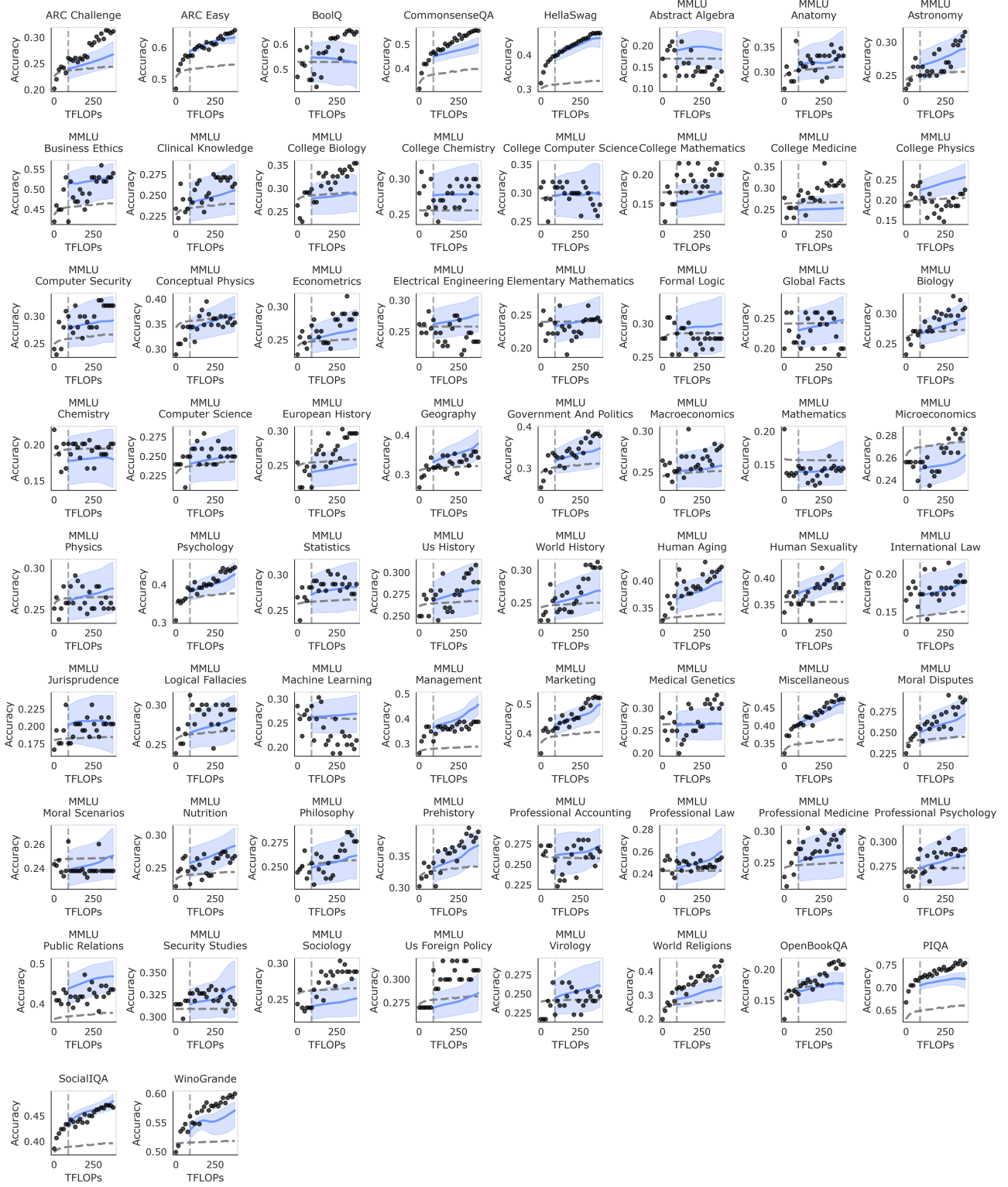


Figure 12. Blue: NEU-NEU. Dark grey: Logistic scaling law fitted to the task on the training set (§2.3).