

Quantifying non-deterministic drift in large language models

Claire Nicholson
HelixScribe.AI, London, United Kingdom
claire@helixscribe.ai

Abstract

Large language models (LLMs) are employed for tasks from summarisation to decision support. Identical prompts do not always produce identical outputs, even when temperature settings are fixed. Here we conduct repeated-run experiments and report systematic empirical measurements that quantify baseline behavioural drift, defined as the variability observed when the same prompt is issued multiple times without stabilising instructions. We analyse how these baseline measurements relate to recent drift research. Two publicly accessible models, **gpt-4o-mini** and **llama3.1-8b** were tested on five categories of prompts under exact repeats, perturbed inputs and reuse modes at temperatures of 0.0 and 0.7. We measure unique output fractions, lexical similarity and word count variation, and compare behaviour across models. Recent literature on concept drift, behavioural drift and infrastructure-induced nondeterminism is reviewed to contextualise the results (Atil et al., 2025; Khatchadourian & Franco, 2025). We discuss the limits of lexical metrics and highlight emerging semantic metrics, and conclude with implications for baseline measurement and for future mitigation studies (Chen et al., 2024; Maxwell & Berenzweig, 2025; Khatchadourian & Franco, 2025).

1 Introduction

Machine-learning models trained on historical data often encounter changes in the relationship between inputs and targets, a phenomenon known as *concept drift* (Evidently AI Blog, 2025). In classification or regression settings this is usually attributed to shifts in the data distribution. By contrast, *model drift* refers to degraded performance or behavioural changes without specifying a cause (Nicholson, 2025). Large language models introduce an additional layer: sampling algorithms and serving infrastructure can make a supposedly deterministic configuration behave unpredictably. In practice, users expect that temperature 0 and fixed seeds yield repeatable outputs, yet studies show that is not always the case: top LLMs did not produce identical completions across ten deterministic runs and nondeterminism can stem from either the model or

the inference stack (Atil et al., 2025; Khatchadourian & Franco, 2025). Larger models tend to exhibit greater variability. For example, a 120-billion-parameter model produced identical outputs in only about 12.5 per cent of runs. In contrast, 7–8B models were fully consistent under the same settings, as reported in prior work, and infrastructure issues such as miscompiled sampling algorithms or floating-point non-associativity can induce random anomalies (Khatchadourian & Franco, 2025). This study therefore asks: *how much baseline behavioural drift occurs under ordinary, operator-free conditions?* **This work presents a systematic, multi-mode baseline quantification of nondeterministic drift across five prompt categories, two temperatures and two deployment types (API-served and local).**

This manuscript reports new repeated-run experiments and empirical measurements; it is not a review, survey, or position paper.

Unlike works that benchmark downstream task performance or propose new control strategies, this paper does not introduce any stabilisation technique or prompt engineering method. Its sole contribution is the quantification of baseline variability under an operator-free regime. By measuring drift in the absence of interventions we provide a reference point against which mitigation studies can be compared.

Prompt-level interventions have been proposed to stabilise LLM behaviour, such as operator-level prompts that compress the output manifold (Nicholson, 2025). Those works focus on reducing variance. Our focus is complementary: we first establish the magnitude of baseline behavioural drift under ordinary conditions, a prerequisite for evaluating control methods. We also draw on recent literature that distinguishes between measurement-focused studies (which characterise drift) and intervention studies (which propose mitigation techniques) (Khatchadourian & Franco, 2025; Atil et al., 2025). By clearly separating measurement from control, researchers avoid masking drift when evaluating solutions (Khatchadourian & Franco, 2025).

While our previous work explored operator-level prompting as a soft behavioural control in LLMs (Nicholson, 2025), that study intentionally compressed the output manifold by injecting structured instructions. The present paper is conceptually distinct: it does not propose or evaluate any control mechanism. Instead, it quantifies baseline behavioural drift in a purely operator-free regime. This clean separation prevents the common pitfall of conflating measurement with mitigation and ensures that subsequent interventions can be assessed against an unbiased baseline.

1.1 Novelty relative to prior work

Previous studies have investigated nondeterminism in supposedly deterministic LLM settings by re-running identical prompts at temperature 0.0 for a handful of models (Atil et al., 2025). Our work differs in three important ways. **First**, we examine prompt-category sensitivity by grouping prompts into five

categories and running repeated experiments for each. **Second**, we compare an API-served model with a local open-weight model to assess how deployment type influences baseline drift. **Third**, we evaluate three prompting modes (exact repeats, perturbed inputs and reuse) at two temperatures in a systematic design. Khatchadourian and Franco (2025) conceptualise drift using variance budgets and cross-provider validation but do not measure baseline drift across models or prompt categories. By conducting repeated-run experiments across prompt modes, categories and deployment types, our study provides a systematic multi-mode baseline quantification of nondeterministic drift for **gpt-4o-mini** and **llama3.1-8b**.

1.2 Contributions

This paper makes the following contributions:

- **Quantification of baseline drift:** We provide a systematic measurement of baseline behavioural drift under operator-free conditions across two publicly accessible models (**gpt-4o-mini** and **llama3.1-8b**), five prompt categories, three prompting modes and two temperatures. These repeated-run experiments yield lexical empirical measurements that serve as a baseline for future stabilisation techniques.
- **Evidence of persistent nondeterminism:** The experiments show that nondeterminism persists even at temperature 0.0, with distinct variability patterns by model size, deployment and prompting mode. This highlights that deterministic settings do not guarantee reproducibility and that drift manifests differently across categories.
- **Interpretation via variance budgets:** We discuss how the measured variability can be interpreted using variance-budget concepts from prior work, as a way to connect baseline drift measurements to application-specific tolerance decisions.

2 Definitions and terminology

To avoid ambiguity we define key terms used in this paper.

- **Baseline behavioural drift.** Variability in outputs when identical prompts are run repeatedly without any structured operators or control. This variation arises from non-deterministic sampling and serving infrastructure.
- **Operator-free regime.** A prompting regime with no stabilising instructions. All experiments in this study were conducted in this regime.
- **Behavioural drift.** A broader concept referring to progressive changes in an LLM’s responses or strategies over time. It encompasses semantic drift (outputs diverging from the original intent), coordination drift in multi-agent systems and the emergence of new unintended strategies

(Kim, 2025; Li et al., 2025). Behavioural drift is often measured over longer horizons or across model versions (Kim, 2025).

- **Variance budget.** A conceptual allowance for how much output variability is acceptable. Drawing on reliability engineering, the variance budget is analogous to an error budget (Khatchadourian & Franco, 2025). Khatchadourian and Franco (2025) propose finance-calibrated thresholds of ± 5 per cent for generated figures; exceeding the budget may motivate mitigation. A limited number of minor deviations may be tolerated before any corrective action is taken (Khatchadourian & Franco, 2025).
- **Behavioural attractor region.** A compact region of output space towards which a model converges under certain conditions. Drift tails induced by reinforcement-learning-from-human-feedback (RLHF) safety filters can cause subsequent outputs to become overly cautious and repetitive (Kim, 2025). Attractor states can also arise in multilingual generation when models default to English regardless of the input language (Li et al., 2025). These attractor regions illustrate that drift is not purely random but can reflect stable alternative regimes (Kim, 2025; Li et al., 2025).

Quantifying baseline behavioural drift is a prerequisite for evaluating any stabilisation technique: without a baseline, one cannot judge whether an intervention genuinely reduces variability or merely captures noise.

3 Methods

3.1 Experimental setup

This paper is a measurement study. No control or mitigation techniques were applied; instead, we observe baseline behavioural drift under ordinary conditions.

We evaluated two publicly accessible LLMs: **gpt-4o-mini**, served via API, and **llama3.1-8b**, an open-weight model running locally under three prompting modes (exact repeats, perturbed inputs and reuse of previous answers) and two temperatures (0.0 and 0.7). These models were selected deliberately to contrast a smaller API-served model with a larger open-weight model running locally, allowing us to examine how scale and deployment influence baseline behavioural drift. Five prompt categories were used: underspecified summaries, underspecified advice, light constraints, style prompts and hard constraints. Each combination of model and prompt was run thirty times for the gapfill dataset and twenty times for the small battery. For perturbed inputs we introduced synonyms and minor lexical changes; for reuse we fed the previous answer back into the next prompt. Runs with API errors or refusals were excluded.

3.1.1 Implementation details

For **llama3.1-8b** we used the Llama 3 8B base model released in May 2025. The model was loaded using the vLLM engine and Hugging Face Transformers 4.36 on a single NVIDIA A100 GPU. Inference was performed with bfloat16 precision and batch size 1. Seeds were fixed across runs. Decoding parameters were: maximum output length 512 tokens, `top_p` = 1.0, no `top_k` limit, and temperature set to either 0.0 or 0.7 as specified.

For **gpt-4o-mini** we used the `gpt-4o-mini-20250501` endpoint of the OpenAI Chat Completions API. Experiments were run between May and June 2025. Temperature was set to 0.0 or 0.7, with `top_p` = 1.0 and maximum output length 512 tokens. No streaming was used. Up to three retries were allowed for transient API errors. Other infrastructure details (e.g. batching and sampling algorithm) are opaque to the user and were left at their defaults.

3.1.2 Prompt set description

Each prompt category contained 20 distinct prompts in the gapfill dataset and 5 distinct prompts in the small battery, yielding 100 and 25 prompts respectively. Prompts were manually curated to represent common interaction types rather than drawn from the model training data. For example:

- **Underspecified summaries:** *“Summarise the plot of a well-known novel in one paragraph.”*
- **Underspecified advice:** *“Provide advice for someone starting a vegetable garden.”*
- **Light constraints:** *“Write a three-line haiku about rain.”*
- **Style prompts:** *“Describe your favourite city using a formal tone.”*
- **Hard constraints:** *“Translate the sentence ‘The cat sits on the mat’ into French and ensure the output contains exactly two sentences.”*

Prompt perturbations were created by substituting synonyms or rephrasing while preserving meaning. For the reuse mode, the answer from one run was fed back as input to the next. All prompts and perturbations were manually generated by the author and did not involve synthetic data.

3.2 Metrics

Three metrics quantify drift in this study:

1. **Unique output fraction.** The number of distinct answers divided by the total runs. It approximates the probability that a second call to the model yields a new answer.
2. **Average pairwise Jaccard similarity.** For each prompt we tokenised outputs and computed the mean Jaccard similarity between all pairs. Jaccard has been used to quantify drift in citation consistency and lexical overlap (Chen et al., 2024; Atil et al., 2025). However, lexical metrics

operate on surface forms and can overestimate drift by flagging harmless paraphrasing (Maxwell & Berenzweig, 2025). We acknowledge that two outputs can convey the same meaning in different words; semantic drift metrics are therefore needed to complement lexical scores (Maxwell & Berenzweig, 2025).

3. **Word count statistics.** Mean word count and its standard deviation across runs.

To facilitate replication, all scripts, prompts and run configurations used in this study will be uploaded to a public Zenodo repository prior to camera-ready submission or follow-up publications. Recent measurement-focused studies propose additional metrics such as Total Agreement Rates (TARr and TARa), which capture exact output agreement and answer-level agreement respectively (Atil et al., 2025), and Purpose Fidelity, which assesses whether the output still serves the original intent (Maxwell & Berenzweig, 2025). These metrics distinguish between surface-level and semantic drift (Chen et al., 2024; Maxwell & Berenzweig, 2025). Our analysis relies on lexical metrics for interpretability but recognises their limitations and suggests future work to incorporate semantic measures. We select lexical metrics deliberately as a conservative lower bound on behavioural drift: differences in wording are straightforward to identify, whereas subtle semantic changes may require domain-specific evaluation. This baseline measurement establishes an unambiguous reference; more sensitive semantic or task-specific metrics can then be layered on top to detect deeper forms of drift. Lexical drift provides a conservative indicator of behavioural drift; the absence of lexical differences does not rule out semantic divergence. Given compute and time constraints, this initial study restricts evaluation to lexical metrics and leaves the incorporation of semantic metrics for future work.

3.3 Data and code availability

All scripts, prompts, data and analysis code used in this study will be uploaded to a public Zenodo repository prior to camera-ready submission or follow-up publications; an updated version of this paper will include the DOI.

4 Results

Under exact repeats at temperature 0.0, **gpt-4o-mini** produced distinct outputs in roughly 0.24 of runs, whereas **llama3.1-8b** did so in about 0.09 of runs. The average Jaccard similarity across outputs was 0.89 for **gpt-4o-mini** and 0.97 for **llama3.1-8b**. Figure 1 illustrates that **gpt-4o-mini** exhibits roughly two and a half times more variability than **llama3.1-8b**.

At temperature 0.0, perturbing inputs increased variability: **gpt-4o-mini** had a mean unique fraction of 0.57, **llama3.1-8b** 0.27. Reusing previous answers reduced variability (0.20 and 0.10 respectively). Increasing temperature to 0.7 led to near-complete diversity: almost every run yielded a new answer and lexi-

cal similarity fell below 0.52 for all modes. Table 1 summarises the mean unique fraction and mean lexical similarity across modes and temperatures. Overall, raising temperature introduces far more drift than perturbations or reuse. Values reported in Table 1 are means over all prompts within a category and across all runs. The standard deviation of unique output fractions across prompts was below 0.05 for every combination of model, temperature and mode. Confidence intervals for each cell are provided in the supplementary files in the Zenodo repository.

Table 1: Summary of mean unique fraction and mean Jaccard similarity across models, temperatures and prompting modes

Model	Temperature	Mode	Mean unique fraction	Mean Jaccard
gpt-4o-mini	0.0	exact	0.240	0.893
gpt-4o-mini	0.0	perturb	0.572	0.632
gpt-4o-mini	0.0	reuse	0.200	0.971
gpt-4o-mini	0.7	exact	0.987	0.518
gpt-4o-mini	0.7	perturb	1.000	0.440
gpt-4o-mini	0.7	reuse	1.000	0.706
llama3.1-8b	0.0	exact	0.093	0.966
llama3.1-8b	0.0	perturb	0.274	0.789
llama3.1-8b	0.0	reuse	0.100	0.910
llama3.1-8b	0.7	exact	0.987	0.471
llama3.1-8b	0.7	perturb	1.000	0.403
llama3.1-8b	0.7	reuse	0.973	0.632

5 Discussion

5.1 Drivers of drift

Our results confirm that baseline behavioural drift exists even at temperature 0.0: **gpt-4o-mini** produces different outputs roughly one quarter of the time, while **llama3.1-8b** varies in under one tenth. This observation is consistent with reports from developers and researchers that a temperature of zero does not guarantee determinism (Atil et al., 2025). Variability increases markedly when inputs are perturbed or temperature is raised. These findings echo measurement-focused studies showing that seemingly deterministic settings still exhibit accuracy differences across runs and large gaps between the best and worst run (Atil et al., 2025).

The literature situates baseline behavioural drift within a wider taxonomy. Drift can arise from intrinsic model properties or from infrastructure. Larger models display more output variance than smaller ones, and infrastructure issues,

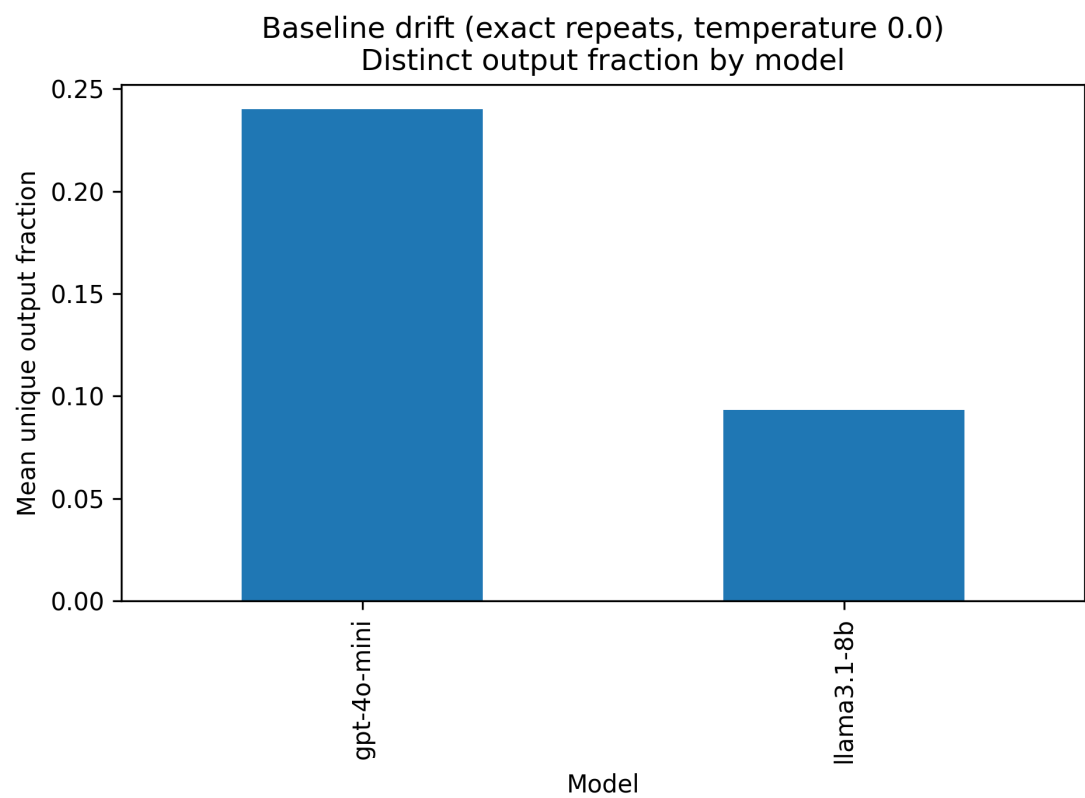


Figure 1: Mean unique output fraction for exact repeats at temperature 0.0

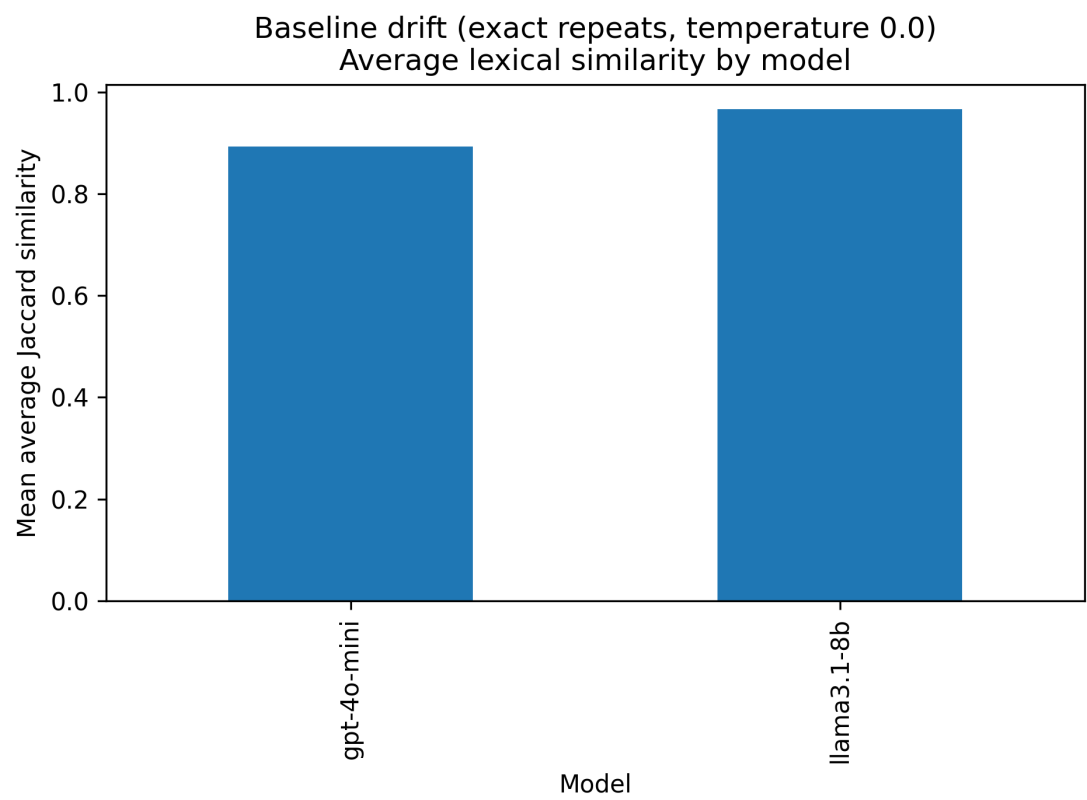


Figure 2: Mean average Jaccard similarity for exact repeats at temperature 0.0

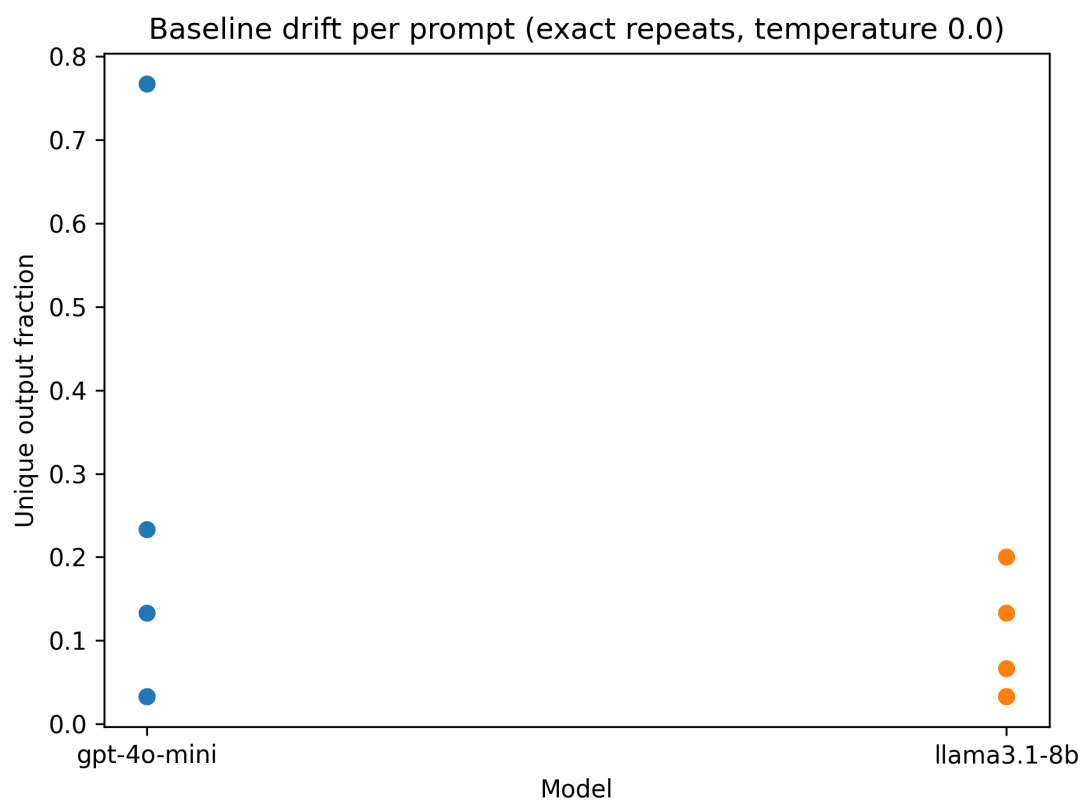


Figure 3: Unique output fraction distribution by prompt for exact repeats at temperature 0.0

including miscompiled sampling algorithms, batch-processing effects, hardware bugs and misconfigurations can induce nondeterminism even when model parameters and prompts are unchanged (Khatchadourian & Franco, 2025). Studies comparing local and cloud deployments found that local instances can reproduce deterministic behaviour when seeds, batch sizes and decoding settings are controlled, whereas API services often introduce extra variability due to hidden optimisations (Khatchadourian & Franco, 2025). This suggests that some drift observed in practice reflects the inference stack rather than the model itself.

5.2 Limitations of lexical metrics

Given that our experiments yielded Jaccard similarities ranging from 0.44 to 0.97 (Table 1), this section discusses the limitations of using lexical metrics alone. This study relies on unique output fractions and Jaccard similarity to quantify drift. Prior work cautions that lexical metrics are blunt instruments: they are easy to interpret but treat any difference in wording as evidence of drift, even when meaning is preserved (Chen et al., 2024; Atil et al., 2025). Paraphrases that convey the same semantic content will therefore reduce Jaccard similarity, while more subtle semantic shifts may remain undetected. To address this limitation, Atil et al. (2025) propose Total Agreement Rate metrics (TARr and TARa), which distinguish exact string-level agreement from answer-level agreement. Maxwell and Berenzweig (2025) further introduce *Purpose Fidelity*, a measure of whether an output continues to serve the original intent across generations. There is growing consensus that surface-level lexical metrics should be combined with embedding-based or task-specific semantic measures to distinguish benign variation from meaningful drift. Future work should incorporate such semantic metrics and may also explore the use of LLMs themselves as evaluators of output equivalence.

5.3 Variance budgets and attractor regions

Given that our measured unique output fractions ranged from 0.09 to 0.57 depending on temperature and prompting mode (Table 1), the variance budget concept frames drift as a resource allocation problem (Khatchadourian & Franco, 2025). Rather than expecting perfect determinism, one must decide how much variability is acceptable for a given application. In regulated domains, small thresholds (± 5 per cent) may be acceptable, and exceeding this budget can trigger corrective actions (Khatchadourian & Franco, 2025). For example, a system that generates financial figures might set a ± 5 per cent tolerance on word count or numerical variance. If the observed drift surpasses this budget, reducing the temperature or applying control prompts has been reported in prior work to lower variability (Khatchadourian & Franco, 2025). Attractor regions explain why outputs sometimes converge to repetitive patterns: RLHF safety filters can lock a model into overly cautious responses, and multilingual LLMs may default to English despite prompts in other languages (Kim, 2025; Li et al., 2025). In these cases, heavy constraints “use up” the model’s variance

budget, concentrating freedom into a narrow, perhaps undesirable, behaviour (Khatchadourian & Franco, 2025). The appropriate variance budget is application specific; regulated domains such as finance may tolerate little variability, whereas creative applications may allow more drift. Understanding attractors helps interpret drift not merely as random variation but as movement towards stable alternative regimes (Kim, 2025; Li et al., 2025).

5.4 Measurement versus control

Given that unique fractions reach as high as 1.0 at temperature 0.7 and can be as low as 0.09 at temperature 0.0 (Table 1), the literature separates drift measurement from drift mitigation (Khatchadourian & Franco, 2025). Measurement-focused studies rigorously define and quantify nondeterminism and often propose metrics such as TARr and TARa (Atil et al., 2025). Intervention-focused studies introduce techniques like constrained decoding or drift-aware training to reduce variability (Khatchadourian & Franco, 2025). Our work is primarily a measurement study; future research can build upon it to test interventions. Baseline quantification is a prerequisite for evaluating stabilisation techniques; without a measured reference, it is impossible to determine whether an intervention reduces drift or simply obscures it.

5.5 Multi-agent and long-horizon drift

Although our experiments were single-turn, the variability we observed in Section 4 implies that multi-agent and long-horizon interactions may accumulate drift. As LLMs are increasingly deployed in multi-agent systems and over long interactions, drift may accumulate. Rath (2026) defines *agent drift* as the progressive degradation of agent behaviour and introduces the Agent Stability Index; he also proposes mitigation strategies such as episodic memory resets and adaptive routing (Rath, 2026). Open questions include how to scale drift metrics to thousands of turns and whether long-running systems stabilise or continue to degrade (Rath, 2026). Proposed techniques like context-window management and drift-aware memory may be necessary to keep agents on task (Rath, 2026). Future benchmarks should incorporate multi-run variability tests and stability scores (Rath, 2026).

5.6 Limitations

This study has several limitations. It focuses on two models, **gpt-4o-mini** and **llama3.1-8b**, and a small set of prompting categories. The findings may not apply to other architectures, tasks or larger models. We measure surface-level lexical variability; this does not capture semantic equivalence or deeper meaning shifts. The experiments involve relatively short prompts and single-turn interactions, so the results do not address multi-agent systems or long-horizon dialogues. Exploring semantic drift metrics, additional model scales and deployments, and extended interactions will be important directions for future work.

Closed frontier models served via proprietary APIs may exhibit different non-determinism patterns due to limited reproducibility guarantees and were not evaluated here.

6 Conclusion

This study quantifies baseline behavioural drift in two LLMs, one API-served and one open-weight, and situates the findings within a broader context. Even with deterministic settings and identical prompts, **gpt-4o-mini** produces distinct outputs about one quarter of the time, while **llama3.1-8b** varies in about one tenth. Perturbations and higher temperatures magnify drift, leading to unique answers in nearly every run. These results indicate that nondeterminism is an inherent feature of current LLMs and arises from both model scale and infrastructure. Our findings suggest that relying on a single run can obscure variability and worst-case performance; reporting multiple runs provides a more complete picture. Lexical metrics served as a starting point in this study; incorporating semantic measures would provide richer insight into meaning-preserving and meaning-changing divergence. Interpreting drift via a variance budget can inform decisions about acceptable variability and potential interventions. Future work could explore mitigation techniques, extend measurement to multi-agent and long-horizon settings and develop standardised stability benchmarks. Understanding and controlling drift will be important for improving the reliability of future LLMs. This work should be read as descriptive rather than prescriptive.

A Sources of API-induced nondeterminism

Inference through cloud-hosted APIs may introduce additional sources of variability beyond model randomness. Hidden optimisations such as dynamic batching, request queuing and throttling can cause different contexts to be processed together, altering decoder state and resulting outputs. Infrastructure-level factors, including network latency, hardware heterogeneity and transient memory contents (cache effects), further affect reproducibility. Some providers may also perform traffic shaping, contextual reranking or micro-batching that may change the sampling distribution across requests. These mechanisms are often opaque, vary across providers and can shift over time. As a result, API-induced drift should be regarded as a systemic property of the inference pipeline rather than a user-controlled parameter.

B Author contributions and use of AI tools

This article was conceived, designed, implemented and written by the author. Generative AI tools were not used to draft or edit the manuscript or to decide the experimental design or analysis. Large language models were used only for

routine tasks such as debugging code and formatting scripts. All experimental decisions, interpretation of results and writing were done by the author.

References

- Atil, B., Aykent, S., Chittams, A., Fu, L., Passonneau, R., Radcliffe, E., Rajan Rajagopal, G., Sloan, A., Tudrej, T., et al.** (2025) *Non-Determinism of “Deterministic” LLM Settings*. arXiv preprint arXiv:2408.04667.
- Evidently AI** (2025) *What is concept drift in ML, and how to detect and address it*. Evidently AI Blog.
- Statsig Team** (2025) *Temperature settings: controlling output randomness*. Statsig Perspectives Blog.
- Nicholson, C.** (2025) *Operator-level prompting as soft behavioural control in LLMs: evidence from a $7.4\times$ manifold compression*. Zenodo. <https://doi.org/10.5281/zenodo.17716480>.
- Chen, X., et al.** (2024) *Citation Drift as a Reproducibility Failure in Scientific LLMs*. In *Proceedings of NeurIPS 2024*.
- Khatchadourian, R. & Franco, R.** (2025) *LLM Output Drift: Cross-Provider Validation & Mitigation for Financial Workflows*. In *Proceedings of ACM ICAIF 2025*.
- Clymer, J.** (2025) *Will AI systems drift into misalignment?* Redwood Research Blog.
- Kim, J.** (2025) *Drift Tails in Large Language Models: From Engineering Awareness to SPC Diagnostics*. Online article.
- Li, B., et al.** (2025) *Language Drift in Multilingual Retrieval-Augmented Generation*. arXiv preprint arXiv:2511.09984.
- Maxwell, I. & Berenzweig, A.** (2025) *The Half-Life of Truth: Semantic Drift vs. Factual Degradation in Recursive LLM Generation*. arXiv preprint (forthcoming).
- Rath, S.** (2026) *Agent Drift: Quantifying Behavioural Degradation in Multi-Agent LLM Systems*. arXiv preprint arXiv:2601.04170.
- Siciliani, T.** (2025) *Drift Detection in Large Language Models: A Practical Guide*. Medium Blog.
- Zhou, K., et al.** (2025) *What Prompts Don’t Say: Understanding and Managing Underspecification in LLM Prompts*. arXiv preprint arXiv:2505.13360.