

A Data-Driven Krasovskii-Based Approach for Safety Controller Design of Time-Delayed Uncertain Polynomial Systems

Omid Akbarzadeh, *Student Member, IEEE*, MohammadHossein Ashoori, *Student Member, IEEE*, Amy Nejati, *Senior Member, IEEE*, and Abolfazl Lavaei, *Senior Member, IEEE*

Abstract—We develop a data-driven framework for the synthesis of *robust Krasovskii control barrier certificates (RK-CBC)* and corresponding *robust safety controllers (R-SC)* for discrete-time input-affine uncertain polynomial systems with unknown dynamics, while explicitly accounting for *unknown-but-bounded disturbances* and *time-invariant delays* using only observed input–state data. Although control barrier certificates have been extensively studied for safety analysis of control systems, existing work on unknown systems with time delays, particularly in the presence of disturbances, remains limited. The challenge of safety synthesis for such systems stems from two main factors: first, the system’s mathematical model is unavailable; and second, the safety conditions should explicitly incorporate the effects of time delays on system evolution during the synthesis process, while remaining robust to unknown disturbances. To address these challenges, we develop a data-driven framework based on Krasovskii control barrier certificates, extending the classical CBC formulation for delay-free systems to explicitly account for time delays by aggregating delayed components within the barrier construction. The proposed framework relies solely on input–state data collected over a finite time horizon, enabling the direct synthesis of RK-CBC and R-SC from observed trajectories without requiring an explicit system model. The synthesis is cast as a *data-driven* sum-of-squares (SOS) optimization program, yielding a structured design methodology. As a result, robust safety is guaranteed in the presence of unknown disturbances and time delays over an infinite time horizon. The effectiveness of the proposed method is demonstrated through three case studies, including two *physical systems*.

Index Terms—Data-driven Krasovskii-based control, time-delayed polynomial systems, Krasovskii control barrier certificates, formal methods.

I. INTRODUCTION

TIME delays are an intrinsic feature of modern control loops, arising from latencies in sensing and actuation, as well as from computation, scheduling, and communication over shared networks. Such delays are pervasive in application domains including communications [1] and process control [2], where systems operate under strict safety requirements. As

control architectures increasingly rely on networked and shared communication infrastructures, the prevalence of safety-critical systems subject to time delays is expected to grow, further amplifying the need for rigorous safety analysis and controller synthesis methods that explicitly account for delayed system behavior. The presence of delays, while frequently unavoidable, can fundamentally alter system behavior, leading to reduced stability margins, degraded performance, and potential violations of safety constraints that would otherwise be satisfied in delay-free settings.

In spite of these effects, safety analysis and controller synthesis for uncertain discrete-time nonlinear systems with unknown models and time delays remain relatively underexplored and technically demanding. The difficulty of this problem is inherently multifaceted: beyond the absence of an explicit mathematical description, the system is subject to uncertainties and delayed dynamics that directly affect its evolution. These factors complicate both the formulation of safety conditions and the synthesis of controllers aimed at providing formal guarantees.

To address safety controller design in the context of uncertain control systems without time delays, a significant body of literature employs control barrier certificates (CBC), initially introduced in [3]. Similar to Lyapunov functions, CBC impose conditions on both the certificate and its evolution along system trajectories. By selecting an initial level set of CBC that corresponds to a specified set of initial states, one can create a separation between the unsafe region and all admissible evolutions, thereby providing (probabilistic) safety guarantees [4]–[11]. While promising, the approaches in this body of work predominantly assume delay-free system dynamics, and their direct extension to systems with time delays is nontrivial.

In the model-based setting, several studies have explored safety guarantees for systems with delayed dynamics. The work in [12] generalizes barrier certificates to time-delay systems through the use of Razumikhin- and Krasovskii-type functionals for deterministic nonlinear polynomial models, with an emphasis on safety verification rather than controller synthesis. Complementarily, [13] proposes safety functionals that certify system safety without relying on delay approximations for deterministic nonlinear systems. Building on this line of research, [14] introduces control barrier functionals for nonlinear systems with state delays, enabling the construction

All the authors are with the School of Computing, Newcastle University, United Kingdom. Email: o.akbarzadeh2@newcastle.ac.uk, m.ashoori2@newcastle.ac.uk, amy.nejati@newcastle.ac.uk, abolfazl.lavaei@newcastle.ac.uk.

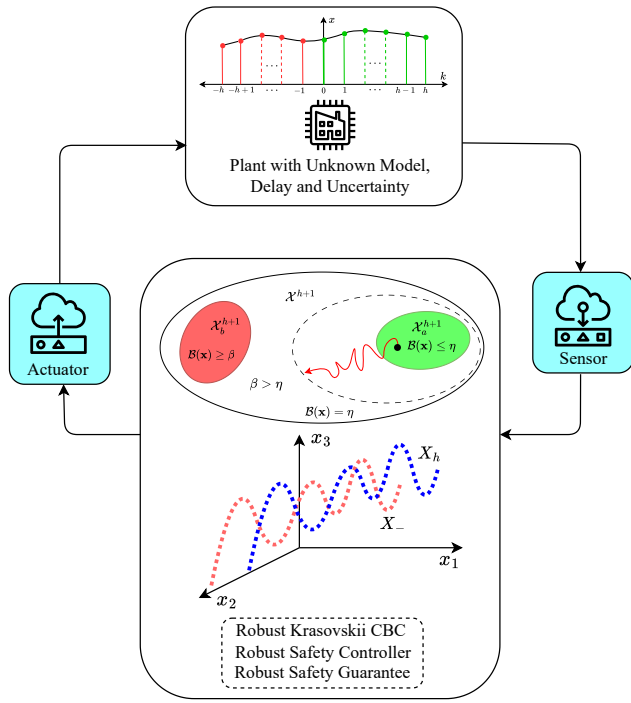


Fig. 1: Architecture of the proposed framework, highlighting the key components for data-driven safety controller synthesis, with X_- and X_h corresponding to the collected data sets (cf. (9)).

of safety filters. More recently, [15] extends barrier-functional approaches to time-delay systems affected by disturbances by incorporating input-to-state safety concepts. In contrast to these prior works, this paper addresses safety synthesis for *unknown* polynomial systems subject to both time delays and unknown-but-bounded disturbances, a setting that has not been explicitly considered in the existing literature. It is also worth noting that a substantial body of literature has examined the stability of control systems subject to time delays; however, a detailed discussion of these results is beyond the scope of this paper (see e.g., [16]–[18]).

Since the design of CBC in the aforementioned literature relies on accurate knowledge of the system’s mathematical dynamics, often rendering model-based approaches impractical, data-driven techniques have gained increasing attention by enabling analysis directly from system measurements without requiring explicit models. These methods are mainly divided into *indirect* and *direct* approaches, each featuring distinct methodologies and application areas [19]–[21]. In particular, *indirect* data-driven methods involve system identification, leveraging a wide array of robust tools from model-based control techniques following the identification phase. However, these methods face challenges related to computational complexity in two critical phases: first, during the model identification process, and later in solving the model-based problem. Conversely, *direct* data-driven approaches bypass the system identification step, applying system measurements directly to analyze unknown systems [20].

Over the past few years, data-driven approaches have

emerged as a powerful alternative for the safety/stability certification of systems with unknown dynamics (e.g., [22]–[27]). A recent study [28] advances direct data-driven methods for safety synthesis of discrete-time polynomial systems; however, its scope is limited to delay-free systems without uncertainties. In contrast, the framework proposed in this work establishes *robust* safety guarantees for systems subject to unknown-but-bounded disturbances and time-invariant delays. Related data-driven studies [29], [30] focus on the synthesis of state-feedback controllers ensuring *stability* for *linear* discrete-time systems with delays, using noisy and noise-free data, respectively. By comparison, our work addresses *safety* synthesis for discrete-time *nonlinear polynomial* systems with time-invariant delays and *unknown-but-bounded disturbances*.

Scenario-based methodologies [31] address safety problems for unknown systems by leveraging data, often through the use of chance constraints [32], [33]. While these approaches can provide formal probabilistic guarantees, they rely on the assumption that data samples are independent and identically distributed (i.i.d.), which implies that only an input–output pair can be extracted from each trajectory [31]. As a consequence, achieving a desired confidence level typically requires collecting a large number of independent trajectories (see [21] for safety analysis without delays). In contrast, the proposed data-driven framework does not require i.i.d. samples and can perform safety analysis solely using a single trajectory collected over a finite time horizon. Moreover, the resulting certificates are deterministic (i.e., confidence 1) rather than probabilistic, unlike scenario-based methods that provide guarantees with confidence levels between zero and one. These advantages come with inherent trade-offs: scenario-based approaches apply to general Lipschitz-continuous nonlinear dynamics, whereas our framework is tailored to nonlinear systems with polynomial dynamics.

Original contributions. We develop a data-driven framework for safety controller design of discrete-time input-affine polynomial systems with unknown dynamics, accounting for both unknown-but-bounded disturbances and time-invariant delays. Our approach enables the direct synthesis of robust Krasovskii control barrier certificates (RK-CBC) and corresponding robust safety controllers (R-SC) from finite-horizon input–state data. We extend the classical CBC framework, originally developed for delay-free systems, to time-delayed systems by aggregating delay terms within a Krasovskii CBC formulation. This extension enables the establishment of safety guarantees that are robust to both system disturbances and time delays over an infinite time horizon. As highlighted in Remark 5, where h denotes the time delay, the proposed data-driven RK-CBC conditions reduce the set-product complexity from $(h + 1)$ -fold products, as encountered in model-based conditions for delayed systems (i.e., (7a)–(7c)), to at most a *two-fold* product, significantly reducing the computational burden of safety synthesis. The resulting synthesis problem is formulated as a sum-of-squares (SOS) optimization program, yielding a structured and computationally tractable design procedure. The effectiveness of the proposed approach is demonstrated through three case studies, which establish robust safety guarantees for unknown input-affine polynomial systems subject to bounded

disturbances and time-invariant delays. A high-level overview of the proposed framework is illustrated in Fig. 1.

A limited subset of this work was recently presented in [34]. The data-driven framework developed in the present paper extends [34] in two fundamental directions. First, we consider a broader class of systems, namely uncertain discrete-time input-affine polynomial dynamics with *time-invariant delays* affecting both the state and the input (cf. (1) and (3)). Second, to explicitly capture these effects, we introduce a robust Krasovskii control barrier certificate that aggregates delay terms and incorporates them directly into the certificate construction (cf. (8)). These extensions introduce significant technical challenges in both barrier certificate derivation and safety controller synthesis (cf. the proof of Theorem 2). Unlike [34], the proposed framework establishes safety guarantees that are robust to both disturbances and delays over an infinite time horizon.

Organization. The remainder of this paper is organized as follows. Section II provides the system description, including the underlying notation, preliminaries, and the model of discrete-time input-affine uncertain polynomial systems with time-invariant delay and bounded disturbances. Section III introduces the notion of robust Krasovskii control barrier certificates. In Section IV, we present the proposed data-driven procedure for constructing RK-CBC together with their associated R-SC. Section V illustrates the effectiveness of the proposed framework through three case studies, while Section VI concludes the paper.

II. SYSTEM DESCRIPTION

A. Notation and Preliminaries

The sets of real numbers, non-negative and positive real numbers are denoted by \mathbb{R} , \mathbb{R}_0^+ , and \mathbb{R}^+ , respectively. Similarly, $\mathbb{N} = \{0, 1, 2, \dots\}$ and $\mathbb{N}^+ = \{1, 2, \dots\}$ represent the sets of non-negative and positive integers, respectively. The identity matrix of size $n \times n$ is expressed as \mathbb{I}_n . Additionally, an n -dimensional vector and an $n \times m$ matrix with all zero entries are represented by $\mathbf{0}_n$ and $\mathbf{0}_{n \times m}$, respectively. Given N scalars $x_i \in \mathbb{R}$, the *column* vector x is formed by stacking as $x = [x_1; \dots; x_N]$. Moreover, we use $[x_1 \ \dots \ x_N]$ to represent the horizontal concatenation of vectors $x_i \in \mathbb{R}^n$, forming an $n \times N$ matrix, and $[A_1 \ \dots \ A_N]$ to denote the horizontal concatenation of matrices $A_i \in \mathbb{R}^{n \times m_i}$, yielding an $n \times \sum_{i=1}^N m_i$ matrix. For matrices $A_i \in \mathbb{R}^{m_i \times n_i}$, we write $\text{blkdiag}(A_1, \dots, A_N)$ for the block-diagonal matrix with diagonal blocks A_1, \dots, A_N and all off-diagonal blocks equal to zero (of compatible sizes), i.e., $\text{blkdiag}(A_1, \dots, A_N) \in \mathbb{R}^{(\sum_{i=1}^N m_i) \times (\sum_{i=1}^N n_i)}$. A *symmetric* matrix P is positive definite when $P \succ 0$, while $P \succeq 0$ signifies that P is a *symmetric* positive semi-definite matrix. The transpose of a matrix P is written as P^\top . The symbol \otimes denotes the Kronecker product; for $A \in \mathbb{R}^{m \times n}$ and $B \in \mathbb{R}^{p \times q}$, the matrix $A \otimes B \in \mathbb{R}^{mp \times nq}$ is formed by replacing each entry a_{ij} of A with the block $a_{ij}B$. We use $\|\cdot\|$ to denote the Euclidean norm for a vector $x \in \mathbb{R}^n$ and the induced 2-norm for a matrix $A \in \mathbb{R}^{n \times m}$. The empty set is denoted by \emptyset . In a symmetric matrix, the symbol (\star) denotes the entry given by the transpose

of the corresponding symmetric position. For a system Υ and a property Θ , the notation $\Upsilon \models_\infty \Theta$ signifies that Υ satisfies Θ over an infinite horizon. The Cartesian product of two sets \mathcal{A} and \mathcal{B} is denoted by $\mathcal{A} \times \mathcal{B}$. For a positive integer $n \in \mathbb{N}^+$, the notation \mathcal{A}^{n+1} represents the $(n+1)$ -fold Cartesian product of \mathcal{A} with itself. For the set $\mathcal{V} \subseteq \mathcal{A}$, the expression $\mathcal{A} \setminus \mathcal{V}$ denotes the set of elements in \mathcal{A} not in \mathcal{V} .

B. Discrete-Time Input-Affine Time-Delayed Uncertain Polynomial System

We begin by introducing discrete-time input-affine polynomial systems with time-invariant delays and bounded disturbances, which serve as the primary model for the derivation of robust safety certificates and corresponding robust safety controllers.

Definition 1 (dt-IAUPS-td): A discrete-time input-affine uncertain polynomial system with time-invariant delay (dt-IAUPS-td) is defined by

$$\Upsilon: x(k+1) = A_1 \mathcal{M}(x(k)) + A_2 \mathcal{M}(x(k-h)) + B \mathcal{G}(x(k), x(k-h))u(k) + w(k), \quad (1)$$

where

- $h \in \mathbb{N}^+$ is the time-invariant delay;
- $x(k), x(k-h) \in \mathcal{X}$, with $k \in \mathbb{N}$, denote the current and delayed states of the system, respectively, while $\mathcal{X} \subseteq \mathbb{R}^n$ is the state space;
- $\mathbf{x}_0 = (x(0), \dots, x(-h)) \in \mathcal{X}^{h+1}$ is the given initial state history;
- $A_1, A_2 \in \mathbb{R}^{n \times M}$ are system matrices, while $B \in \mathbb{R}^{n \times N}$ is the input matrix;
- $\mathcal{M}: \mathcal{X} \rightarrow \mathbb{R}^M$, with $\mathcal{M}(\mathbf{0}_n) = \mathbf{0}_M$ maps the state to a vector of monomials, while $\mathcal{G}: \mathcal{X}^2 \rightarrow \mathbb{R}^{N \times m}$ maps the current and delayed states to a matrix of monomials;
- $u(k) \in \mathcal{U} \subseteq \mathbb{R}^m$ is the control input;
- $w(k)$ denotes the disturbance, which is assumed, for all k , to lie in

$$\mathcal{W}(\delta) = \{w \in \mathbb{R}^n \mid \|w\|^2 \leq \delta\}, \quad \delta \in \mathbb{R}_0^+. \quad (2)$$

We represent the dt-IAUPS-td in (1) by the tuple $\Upsilon = (A_1, A_2, B, \mathcal{G}, \mathcal{M}, \mathcal{X}, \mathcal{U}, \mathcal{W}, h)$. We denote by $\mathbf{x}_{\mathbf{x}_0 u w}(k)$ the state trajectory of the dt-IAUPS-td Υ at time $k \in \mathbb{N}$, representing the state together with its h -step history, under input and disturbance sequences $u(\cdot)$ and $w(\cdot)$, starting from an initial state history $\mathbf{x}_0 \in \mathcal{X}^{h+1}$.

We consider a state-feedback controller structured as

$$u(k) = \mathcal{F}_1(x(k), x(k-h))x(k) + \mathcal{F}_2(x(k), x(k-h))x(k-h), \quad (3)$$

where $\mathcal{F}_1(x(k), x(k-h)) \in \mathbb{R}^{m \times n}$ and $\mathcal{F}_2(x(k), x(k-h)) \in \mathbb{R}^{m \times n}$ are *polynomial* matrices to be designed within the proposed framework. In this work, the system and input matrices A_1 , A_2 , and B are all assumed to be unknown. In addition, the disturbance w is unknown but bounded, with a known bound δ as defined in (2). While the exact forms of $\mathcal{M}(x)$ and $\mathcal{G}(x)$ are not available, we assume that a suitable dictionary (i.e., a family of basis functions) can be constructed that is sufficiently expressive to capture the true

system dynamics. This is achieved by first determining upper bounds on the maximum degrees of $\mathcal{M}(x)$ and $\mathcal{G}(x)$ based on physical insights into the system. These bounds allow the construction of $\mathcal{M}(x)$ and $\mathcal{G}(x)$ so as to include all possible combinations of state variables up to those specified degrees (cf. the case study in Subsection V-A). With a slight abuse of notation, we use $\mathcal{M}(x)$ and $\mathcal{G}(x)$ interchangeably to denote both the original and the extended dictionaries throughout the paper.

In the following, we formally define the safety specification over an infinite time horizon for the dt-IAUPS-td in (1).

Definition 2 (Infinite Robust Safety Property): Given a dt-IAUPS-td $\Upsilon = (A_1, A_2, B, \mathcal{G}, \mathcal{M}, \mathcal{X}, \mathcal{U}, \mathcal{W}, h)$ as in Definition 1 subject to known time-invariant delays, consider a safety specification $\Theta = (\mathcal{X}_a, \mathcal{X}_b)$, where $\mathcal{X}_a, \mathcal{X}_b \subset \mathcal{X}$ are initial and unsafe sets, respectively, with $\mathcal{X}_a \cap \mathcal{X}_b = \emptyset$. The dt-IAUPS-td Υ is said to be robustly safe against the unknown-but-bounded disturbance over an infinite time horizon, denoted by $\Upsilon \models_{\infty} \Theta$, if any trajectory of Υ initialized from $\mathbf{x}_0 \in \mathcal{X}_a^{h+1}$ avoids entering \mathcal{X}_b . Equivalently, for any $k \in \mathbb{N}$, the state history $(x(k), \dots, x(k-h))$ should never lie in $\mathcal{X}_b \times (\mathcal{X} \setminus \mathcal{X}_b)^h$.

Remark 1: Simply excluding the state history from the set \mathcal{X}_b^{h+1} is not sufficient to ensure safety, as this condition only eliminates trajectories for which all $h+1$ states simultaneously belong to the unsafe region, while still allowing situations in which a subset of the states may be unsafe. Instead, enforcing that the state history never enters the set $\mathcal{X}_b \times (\mathcal{X} \setminus \mathcal{X}_b)^h$ provides a safety guarantee: whenever the preceding h states are safe, the current state is also prevented from entering the unsafe set. Since the initial state history is assumed to lie in \mathcal{X}_a^{h+1} and $\mathcal{X}_a \cap \mathcal{X}_b = \emptyset$, enforcing this condition ensures that the system trajectory remains outside the unsafe region for all time, thereby ensuring safety (cf. Definition 3 and Theorem 1). We define the state history at time $k \in \mathbb{N}$ as

$$\mathbf{x}(k) = (x(k), x(k-1), \dots, x(k-h)) \in \mathcal{X}^{h+1}, \quad (4)$$

and the successor sequence is given by

$$\mathbf{x}(k+1) = (x(k+1), x(k), \dots, x(k-h+1)) \in \mathcal{X}^{h+1}. \quad (5)$$

To facilitate the subsequent analysis and improve readability, we define, based on (4),

$$\underbrace{\mathbf{x}(k)}_{\mathbf{x}} = (\underbrace{x(k)}_x, \underbrace{x(k-1)}_{x_1}, \dots, \underbrace{x(k-h)}_{x_h}), \quad (6)$$

where x represents the current state, x_1 the state delayed by one time step, and x_h the state delayed by h time steps.

III. ROBUST KRASOVSKII CONTROL BARRIER CERTIFICATES

To ensure the safety of the dt-IAUPS-td in the presence of time-invariant delays and bounded disturbances, we introduce the notion of robust Krasovskii control barrier certificates, defined as follows.

Definition 3 (RK-CBC): Consider a dt-IAUPS-td $\Upsilon = (A_1, A_2, B, \mathcal{G}, \mathcal{M}, \mathcal{X}, \mathcal{U}, \mathcal{W}, h)$, with $\mathcal{X}_a \subset \mathcal{X}$ and $\mathcal{X}_b \subset \mathcal{X}$ being its initial and unsafe sets, respectively. Assuming the existence of constants $\eta, \beta, \gamma \in \mathbb{R}^+$, with $\beta > \eta$, and

$\lambda \in (0, 1)$, a function $\mathcal{B} : \mathcal{X}^{h+1} \rightarrow \mathbb{R}_0^+$ is called a robust Krasovskii control barrier certificate (RK-CBC) for Υ if

$$\mathcal{B}(\mathbf{x}) \leq \eta, \quad \forall \mathbf{x} \in \mathcal{X}_a^{h+1}, \quad (7a)$$

$$\mathcal{B}(\mathbf{x}) \geq \beta, \quad \forall \mathbf{x} \in \mathcal{X}_b \times (\mathcal{X} \setminus \mathcal{X}_b)^h, \quad (7b)$$

and $\forall \mathbf{x} \in \tilde{\mathcal{X}} = \{\mathbf{x} \in \mathcal{X}^{h+1} : \mathcal{B}(\mathbf{x}) < \beta\}$, $\exists u \in \mathcal{U}$, such that $\forall w \in \mathcal{W}(\delta)$

$$\mathcal{B}(\mathbf{x}(k+1)) - \lambda \mathcal{B}(\mathbf{x}(k)) \leq \gamma \|w\|^2. \quad (7c)$$

with γ satisfying

$$\gamma \delta \leq (1 - \lambda)\beta. \quad (7d)$$

Accordingly, u enforcing (7c) is a robust safety controller (R-SC) for the dt-IAUPS-td.

The next theorem leverages the RK-CBC in Definition 3 and ensures the safety of the dt-IAUPS-td in the presence of time-invariant delays and bounded disturbances.

Theorem 1 (Infinite Robust Safety Guarantee): Given a dt-IAUPS-td, let \mathcal{B} be an RK-CBC for Υ as defined in Definition 3, with $\gamma \delta$ satisfying (7d). Then, for any initial sequence $\mathbf{x}_0 \in \mathcal{X}_a^{h+1}$ and $k \in \mathbb{N}$ under input and disturbance signals $u(\cdot)$ and $w(\cdot)$, one has $\mathbf{x}_{\mathbf{x}_0 u w}(k) \notin \mathcal{X}_b \times (\mathcal{X} \setminus \mathcal{X}_b)^h$.

Proof: By (7a), the initial state satisfies $\mathcal{B}(\mathbf{x}_0) \leq \eta < \beta$. We show that if $\mathcal{B}(\mathbf{x}(k)) < \beta$, then $\mathcal{B}(\mathbf{x}(k+1)) < \beta$. To this end, one can write the following chain of inequalities:

$$\begin{aligned} \mathcal{B}(\mathbf{x}(k+1)) &\stackrel{(7c)}{\leq} \lambda \mathcal{B}(\mathbf{x}(k)) + \gamma \|w\|^2 \stackrel{(2)}{<} \lambda \beta + \gamma \delta \\ &\stackrel{(7d)}{<} \lambda \beta + (1 - \lambda)\beta = \beta. \end{aligned}$$

Hence, according to (7b), $\mathbf{x}(k+1) \notin \mathcal{X}_b \times (\mathcal{X} \setminus \mathcal{X}_b)^h$. Consequently, all system trajectories $\mathbf{x}_{\mathbf{x}_0 u w}(k)$ will remain outside $\mathcal{X}_b \times (\mathcal{X} \setminus \mathcal{X}_b)^h$ over an infinite time horizon, thus completing the proof. ■

While the RK-CBC in Definition 3 guarantees robust safety according to Theorem 1, its direct synthesis is impractical as the model-dependent terms appearing on the left-hand side of (7c) are unknown. In particular, the state evolution $x(k+1) = A_1 \mathcal{M}(x(k)) + A_2 \mathcal{M}(x(k-h)) + B \mathcal{G}(x(k), x(k-h))u(k) + w(k)$ depends on unknown system and input matrices, as well as unknown disturbances. Motivated by this key challenge, we formally state the problem addressed in this work.

Problem 1: Consider a dt-IAUPS-td Υ with a time-invariant delay h , as defined in Definition 1, in which the system and input matrices A_1, A_2, B , the disturbance w , and \mathcal{M} and \mathcal{G} are unknown, while upper bounds on the degrees of \mathcal{M} and \mathcal{G} are assumed to be known. Collect input-state data from Υ to synthesize an RK-CBC and an associated R-SC that guarantee infinite-horizon safety (i.e., $\Upsilon \models_{\infty} \Theta$), robust to both time delays and unknown-but-bounded disturbances.

IV. DATA-DRIVEN CONSTRUCTION OF RK-CBC AND R-SC

In this section, we present our data-driven procedure to construct an RK-CBC in the form of

$$\mathcal{B}(\mathbf{x}) = x^\top P x + \kappa \sum_{i=1}^h \lambda^i x_i^\top P x_i, \quad (8)$$

where $\lambda, \kappa \in (0, 1)$, with λ^i denoting the i -th power of λ , and $P \succ 0$ is a positive-definite matrix. The corresponding R-SC for the unknown dt-IAUPS-td is derived alongside this certificate. Unlike delay-free CBC, which depend only on the current state, this formulation explicitly incorporates delayed states through a summation term, allowing their influence to be directly captured in the safety synthesis process. Such functionals are closely related to those used in Lyapunov–Krasovskii theory for the stability analysis of time-delay systems [35].

Given the initial state history $\mathbf{x}_0 = (x(0), \dots, x(-h)) \in \mathcal{X}_a^{h+1}$, we collect input-state measurements over the horizon $[0, T]$, where $T \in \mathbb{N}^+$ is the number of samples:

$$\begin{aligned} U_- &= [u(0) \ u(1) \ \dots \ u(T-1)], \\ X_- &= [x(0) \ x(1) \ \dots \ x(T-1)], \\ X_+ &= [x(1) \ x(2) \ \dots \ x(T)], \\ X_h &= [x(-h) \ x(-h+1) \ \dots \ x(-h+T-1)], \\ W_- &= [w(0) \ w(1) \ \dots \ w(T-1)]. \end{aligned} \quad (9)$$

The state trajectory X_+ records the evolution of the unknown system dynamics over discrete time steps. In particular, the data collection process begins by applying *arbitrary* input sequences, which is stored in the matrix U_- . Starting from the initial state history \mathbf{x}_0 and given the time-invariant delay h , we first collect the state sequence X_- and then construct the delayed state trajectory X_h by appropriately shifting the state data to capture the influence of delayed states. We emphasize that the disturbance trajectory W_- is not directly measured and remains unknown.

Based on the dictionary functions $\mathcal{M}(\cdot)$ and $\mathcal{G}(\cdot)$, we now construct the auxiliary trajectories required for the subsequent analysis as follows:

$$\begin{aligned} M_- &= [\mathcal{M}(x(0)), \mathcal{M}(x(1)), \dots, \mathcal{M}(x(T-1))], \\ M_h &= [\mathcal{M}(x(-h)), \mathcal{M}(x(-h+1)), \dots, \mathcal{M}(x(-h+T-1))], \\ G &= [\mathcal{G}(x(0), x(-h))u(0), \mathcal{G}(x(1), x(-h+1))u(1), \dots, \\ &\quad \mathcal{G}(x(T-1), x(-h+T-1))u(T-1)]. \end{aligned} \quad (10)$$

Remark 2: We adopt a quadratic RK-CBC in (8) to facilitate the reformulation of condition (7c) into a tractable matrix inequality (cf. condition (14c)). In addition, we note that data collection is required to take place while the system operates within the safe region. This requirement is motivated by practical considerations, rather than by limitations of the underlying theoretical framework.

To propose the required data-driven safety conditions for the construction of RK-CBC and its R-SC, we first form a parameterization of dt-IAUPS-td, as detailed in the following lemma.

Lemma 1 (Parameterization of dt-IAUPS-td): Let $\mathbb{L}(x) \in \mathbb{R}^{M \times n}$ be a polynomial transformation matrix fulfilling

$$\mathcal{M}(x) = \mathbb{L}(x)x, \quad (11a)$$

for any $x \in \mathcal{X}$. By designing the state-feedback controller in (3), rewritten as

$$u = \mathcal{F}_1(x, x_h)x + \mathcal{F}_2(x, x_h)x_h, \quad (11b)$$

with $\mathcal{F}_1, \mathcal{F}_2$ being some matrix polynomials of (x, x_h) , the system in (1) can be equivalently represented as

$$x^+ = \mathcal{C}_1 \mathcal{R}_1(x, x_h)x + \mathcal{C}_2 \mathcal{R}_2(x, x_h)x_h + w, \quad (11c)$$

where $x^+ := x(k+1)$, and

$$\begin{aligned} \mathcal{C}_1 &= [A_1 \ B], \quad \mathcal{R}_1(x, x_h) = \begin{bmatrix} \mathbb{L}(x) \\ \mathcal{G}(x, x_h)\mathcal{F}_1(x, x_h) \end{bmatrix}, \\ \mathcal{C}_2 &= [A_2 \ B], \quad \mathcal{R}_2(x, x_h) = \begin{bmatrix} \mathbb{L}(x_h) \\ \mathcal{G}(x, x_h)\mathcal{F}_2(x, x_h) \end{bmatrix}. \end{aligned}$$

Proof: By designing the state feedback u as in (11b), one has

$$\begin{aligned} &A_1 \mathcal{M}(x) + A_2 \mathcal{M}(x_h) + B \mathcal{G}(x, x_h)u \\ &\stackrel{(11a)}{=} (A_1 \mathbb{L}(x) + B \mathcal{G}(x, x_h)\mathcal{F}_1(x, x_h))x \\ &\quad + (A_2 \mathbb{L}(x_h) + B \mathcal{G}(x, x_h)\mathcal{F}_2(x, x_h))x_h \\ &= \underbrace{[A_1 \ B]}_{\mathcal{C}_1} \underbrace{\begin{bmatrix} \mathbb{L}(x) \\ \mathcal{G}(x, x_h)\mathcal{F}_1(x, x_h) \end{bmatrix}}_{\mathcal{R}_1(x, x_h)} x \\ &\quad + \underbrace{[A_2 \ B]}_{\mathcal{C}_2} \underbrace{\begin{bmatrix} \mathbb{L}(x_h) \\ \mathcal{G}(x, x_h)\mathcal{F}_2(x, x_h) \end{bmatrix}}_{\mathcal{R}_2(x, x_h)} x_h. \end{aligned}$$

Then, we have

$$\begin{aligned} x^+ &= A_1 \mathcal{M}(x) + A_2 \mathcal{M}(x_h) + B \mathcal{G}(x, x_h)u + w \\ &= \mathcal{C}_1 \mathcal{R}_1(x, x_h)x + \mathcal{C}_2 \mathcal{R}_2(x, x_h)x_h + w, \end{aligned} \quad (12)$$

which concludes the proof. \blacksquare

Remark 3: Condition (11a) ensures that all subsequent expressions are formulated in terms of the state history (x, x_1, \dots, x_h) , rather than the lifted variables $(\mathcal{M}(x), \mathcal{M}(x_1), \dots, \mathcal{M}(x_h))$. This consistency is essential, as the proposed RK-CBC in (8) explicitly depends on (x, x_1, \dots, x_h) . Representing all expressions in this form simplifies the overall formulation and facilitates the derivation of the main results in Theorem 2. Moreover, without loss of generality, for any $\mathcal{M}(x)$ there always exists $\mathbb{L}(x)$ fulfilling (11a) since $\mathcal{M}(\mathbf{0}_n) = \mathbf{0}_M$.

Building on the results of Lemma 1, we propose the following theorem as the central contribution of this work, which enables the design of an RK-CBC and its R-SC using the collected trajectories in (9).

Theorem 2 (Data-driven RK-CBC and R-SC): Consider an unknown dt-IAUPS-td $\Upsilon = (A_1, A_2, B, \mathcal{G}, \mathcal{M}, \mathcal{X}, \mathcal{U}, \mathcal{W}, h)$, with time-invariant delay $h \in \mathbb{N}^+$ and its parameterization in Lemma 1. Suppose there exist a constant matrix $P \succ 0$, state-dependent matrices $\tilde{\mathcal{F}}_1(x, x_h), \tilde{\mathcal{F}}_2(x, x_h)$, constants $\mu_1, \mu_2, \eta, \beta \in \mathbb{R}^+$ with $\beta > \eta$, $\Delta = (1 + \mu_1)(1 + \mu_2) - 1$, $\kappa, \lambda \in (0, 1)$, and $\alpha : \mathcal{X}^2 \rightarrow \mathbb{R}^+$ such that

$$x^\top P x \leq \frac{\eta}{1 + \kappa \left(\frac{\lambda - \lambda^{h+1}}{1 - \lambda} \right)}, \quad \forall x \in \mathcal{X}_a, \quad (14a)$$

$$x^\top P x \geq \beta, \quad \forall x \in \mathcal{X}_b, \quad (14b)$$

$$\tilde{\mathcal{H}} + \alpha(x, x_h) \tilde{\mathcal{S}} \succeq 0, \quad \forall (x, x_h) \in \mathcal{X}^2, \quad (14c)$$

$$\tilde{\mathcal{H}} = \begin{bmatrix} \frac{1+\mu_2}{\Delta}P^{-1} & \mathbf{0}_{n \times \varphi} & \mathbf{0}_{n \times \varphi} & -\frac{1}{\Delta}P^{-1} & \mathbf{0}_{n \times \varphi} & \mathbf{0}_{n \times \varphi} & \mathbf{0}_{n \times n} & \mathbf{0}_{n \times n} \\ \star & \mathbf{0}_{\varphi \times \varphi} & \mathbf{0}_{\varphi \times \varphi} & \mathbf{0}_{\varphi \times n} & \mathbf{0}_{\varphi \times \varphi} & \mathbf{0}_{\varphi \times \varphi} & \tilde{\mathcal{Z}}_1 & \mathbf{0}_{\varphi \times n} \\ \star & \star & \mathbf{0}_{\varphi \times \varphi} & \mathbf{0}_{\varphi \times n} & \mathbf{0}_{\varphi \times \varphi} & \mathbf{0}_{\varphi \times \varphi} & \mathbf{0}_{\varphi \times n} & \mathbf{0}_{\varphi \times n} \\ \star & \star & \star & \frac{1+\mu_1}{\Delta}P^{-1} & \mathbf{0}_{n \times \varphi} & \mathbf{0}_{n \times \varphi} & \mathbf{0}_{n \times n} & \mathbf{0}_{n \times n} \\ \star & \star & \star & \star & \mathbf{0}_{\varphi \times \varphi} & \mathbf{0}_{\varphi \times \varphi} & \mathbf{0}_{\varphi \times n} & \mathbf{0}_{\varphi \times n} \\ \star & \star & \star & \star & \star & \mathbf{0}_{\varphi \times \varphi} & \mathbf{0}_{\varphi \times n} & \tilde{\mathcal{Z}}_2 \\ \star & \star & \star & \star & \star & \star & \phi_1 P^{-1} & \mathbf{0}_{n \times n} \\ \star & \star & \star & \star & \star & \star & \star & \phi_2 P^{-1} \end{bmatrix}, \quad \tilde{\mathcal{S}} = \begin{bmatrix} \mathcal{S} & \mathbf{0}_{q \times q} & \mathbf{0}_{q \times n} & \mathbf{0}_{q \times n} \\ \star & \mathcal{S} & \mathbf{0}_{q \times n} & \mathbf{0}_{q \times n} \\ \star & \star & \mathbf{0}_{n \times n} & \mathbf{0}_{n \times n} \\ \star & \star & \star & \mathbf{0}_{n \times n} \end{bmatrix} \quad (13)$$

with $\tilde{\mathcal{H}}$, $\tilde{\mathcal{S}}$ as in (13), where \mathcal{S} as in (23),

$$\tilde{\mathcal{Z}}_1 = \begin{bmatrix} \mathbb{L}(x)P^{-1} \\ \mathcal{G}(x, x_h)\tilde{\mathcal{F}}_1(x, x_h) \end{bmatrix}, \quad \tilde{\mathcal{Z}}_2 = \begin{bmatrix} \mathbb{L}(x_h)P^{-1} \\ \mathcal{G}(x, x_h)\tilde{\mathcal{F}}_2(x, x_h) \end{bmatrix},$$

$\varphi = M + N$, $q = n + 2(N + M)$, $\phi_1 = \lambda(1 - \kappa)$, and $\phi_2 = \kappa\lambda^{h+1}$. Then, $\mathcal{B}(\mathbf{x}) = x^\top Px + \kappa \sum_{i=1}^h \lambda^i x_i^\top Px_i$, is an RK-CBC, and $u = \mathcal{F}_1(x, x_h)x + \mathcal{F}_2(x, x_h)x_h$ with $\mathcal{F}_1(x, x_h) = \tilde{\mathcal{F}}_1(x, x_h)P$ and $\mathcal{F}_2(x, x_h) = \tilde{\mathcal{F}}_2(x, x_h)P$ is its corresponding R-SC.

Proof: We begin by demonstrating that the conditions in (14a) and (14b) imply the satisfaction of (7a) and (7b), respectively. By selecting an RK-CBC of the form $\mathcal{B}(\mathbf{x}) = x^\top Px + \kappa \sum_{i=1}^h \lambda^i x_i^\top Px_i$, one has

$$\begin{aligned} \sup_{\mathbf{x} \in \mathcal{X}_a^{h+1}} \mathcal{B}(\mathbf{x}) &\stackrel{\kappa, \lambda > 0}{=} \sup_{x \in \mathcal{X}_a} x^\top Px + \kappa \sum_{i=1}^h \lambda^i \sup_{x_i \in \mathcal{X}_a} x_i^\top Px_i \\ &= (1 + \kappa \sum_{i=1}^h \lambda^i) \sup_{x \in \mathcal{X}_a} x^\top Px \\ &= (1 + \kappa(\frac{\lambda - \lambda^{h+1}}{1 - \lambda})) \sup_{x \in \mathcal{X}_a} x^\top Px. \end{aligned}$$

Hence, condition (14a) is equivalent to (7a). Furthermore, we have

$$\begin{aligned} \inf_{\mathbf{x} \in \mathcal{X}_b \times (\mathcal{X} \setminus \mathcal{X}_b)^h} \mathcal{B}(\mathbf{x}) &\stackrel{\kappa, \lambda > 0}{=} \inf_{x \in \mathcal{X}_b} x^\top Px + \kappa \sum_{i=1}^h \lambda^i \inf_{x_i \in (\mathcal{X} \setminus \mathcal{X}_b)} x_i^\top Px_i \\ &\stackrel{P > 0}{\geq} \inf_{x \in \mathcal{X}_b} x^\top Px. \end{aligned}$$

Thus, satisfying condition (14b) ensures that (7b) is also fulfilled. We now demonstrate that condition (14c) fulfills (7c), as well. To do so, we have

$$\begin{aligned} \mathcal{B}(\mathbf{x}(k+1)) &= x^\top(k+1)Px(k+1) \\ &\quad + \kappa \sum_{i=1}^h \lambda^i x^\top(k-i+1)Px(k-i+1) \\ &= x^\top(k+1)Px(k+1) + \kappa \lambda x^\top(k)Px(k) \\ &\quad + \kappa \sum_{i=2}^h \lambda^i x^\top(k-i+1)Px(k-i+1). \end{aligned} \quad (15)$$

Given $\mathbf{x}(k)$ in (4), by subtracting $\lambda \mathcal{B}(\mathbf{x}(k))$ from both sides of (15) and re-indexing the summation over delayed states, we

have

$$\begin{aligned} &\mathcal{B}(\mathbf{x}(k+1)) - \lambda \mathcal{B}(\mathbf{x}(k)) \\ &= x^\top(k+1)Px(k+1) + \kappa \lambda x^\top(k)Px(k) \\ &\quad + \kappa \sum_{i=1}^{h-1} \lambda^{i+1} x^\top(k-i)Px(k-i) \\ &\quad - \underbrace{\lambda \mathcal{B}(\mathbf{x}(k))}_{\substack{\lambda x^\top(k)Px(k) - \kappa \sum_{i=1}^h \lambda^{i+1} x^\top(k-i)Px(k-i)}}. \end{aligned}$$

By cancellation of the overlapping terms in the sums over P , we simplify the series and obtain

$$\begin{aligned} &\mathcal{B}(\mathbf{x}(k+1)) - \lambda \mathcal{B}(\mathbf{x}(k)) \\ &= x^\top(k+1)Px(k+1) - \lambda x^\top(k)Px(k) + \kappa \lambda x^\top(k)Px(k) \\ &\quad - \kappa \lambda^{h+1} x^\top(k-h)Px(k-h) \\ &= x^\top(k+1)Px(k+1) + \lambda(\kappa - 1)x^\top(k)Px(k) \\ &\quad - \kappa \lambda^{h+1} x^\top(k-h)Px(k-h). \end{aligned} \quad (16)$$

From (6), we set $x(k-h) = x_h$ as the state delayed by h steps and $x(k) = x$ as the current state. Substituting the system dynamics in (1) into the expression in (16) yields

$$\begin{aligned} &\mathcal{B}(\mathbf{x}^+) - \lambda \mathcal{B}(\mathbf{x}) \\ &= (A_1 \mathcal{M}(x) + A_2 \mathcal{M}(x_h) + B \mathcal{G}(x, x_h)u + w)^\top \\ &\quad P(A_1 \mathcal{M}(x) + A_2 \mathcal{M}(x_h) + B \mathcal{G}(x, x_h)u + w) \\ &\quad + \lambda(\kappa - 1)x^\top Px - \kappa \lambda^{h+1} x_h^\top Px_h \\ &\stackrel{(11c)}{=} (C_1 \mathcal{R}_1(x, x_h)x + C_2 \mathcal{R}_2(x, x_h)x_h + w)^\top \\ &\quad P(C_1 \mathcal{R}_1(x, x_h)x + C_2 \mathcal{R}_2(x, x_h)x_h + w) \\ &\quad + \lambda(\kappa - 1)x^\top Px - \kappa \lambda^{h+1} x_h^\top Px_h \\ &= x^\top (C_1 \mathcal{R}_1(x, x_h))^\top P(C_1 \mathcal{R}_1(x, x_h))x \\ &\quad + x_h^\top (C_2 \mathcal{R}_2(x, x_h))^\top P(C_2 \mathcal{R}_2(x, x_h))x_h \\ &\quad + 2x^\top (C_1 \mathcal{R}_1(x, x_h))^\top P(C_2 \mathcal{R}_2(x, x_h))x_h \\ &\quad + 2 \underbrace{x^\top (C_1 \mathcal{R}_1(x, x_h))^\top \sqrt{P}}_a \underbrace{\sqrt{P} w}_b \\ &\quad + 2 \underbrace{x_h^\top (C_2 \mathcal{R}_2(x, x_h))^\top \sqrt{P}}_c \underbrace{\sqrt{P} w + w^\top P w}_d \\ &\quad + \lambda(\kappa - 1)x^\top Px - \kappa \lambda^{h+1} x_h^\top Px_h. \end{aligned}$$

According to the Cauchy-Schwarz inequality [36], i.e., $ab \leq$

$$\Gamma = \begin{bmatrix} \frac{1+\mu_2}{\Delta} P^{-1} - \frac{1}{\lambda(1-\kappa)} J P^{-1} J^\top & -\frac{1}{\Delta} P^{-1} \\ \star & \frac{1+\mu_1}{\Delta} P^{-1} - \frac{1}{\kappa\lambda^{h+1}} Y P^{-1} Y^\top \end{bmatrix} \quad (17)$$

$\|a\|\|b\|$, for any $a^\top, b \in \mathbb{R}^n$, followed by employing Young's inequality [37], i.e., $\|a\|\|b\| \leq \frac{\mu_1}{2}\|a\|^2 + \frac{1}{2\mu_1}\|b\|^2$, for any $\mu_1 \in \mathbb{R}^+$, similarly $\|c\|\|d\| \leq \frac{\mu_2}{2}\|c\|^2 + \frac{1}{2\mu_2}\|d\|^2$ for any $\mu_2 \in \mathbb{R}^+$, one has

$$\begin{aligned} & \mathcal{B}(\mathbf{x}^+) - \lambda \mathcal{B}(\mathbf{x}) \\ & \leq x^\top (\mathcal{C}_1 \mathcal{R}_1(x, x_h))^\top P (\mathcal{C}_1 \mathcal{R}_1(x, x_h)) x \\ & \quad + x_h^\top (\mathcal{C}_2 \mathcal{R}_2(x, x_h))^\top P (\mathcal{C}_2 \mathcal{R}_2(x, x_h)) x_h \\ & \quad + \mu_1 x^\top (\mathcal{C}_1 \mathcal{R}_1(x, x_h))^\top P (\mathcal{C}_1 \mathcal{R}_1(x, x_h)) x \\ & \quad + \mu_2 x_h^\top (\mathcal{C}_2 \mathcal{R}_2(x, x_h))^\top P (\mathcal{C}_2 \mathcal{R}_2(x, x_h)) x_h \\ & \quad + 2x^\top (\mathcal{C}_1 \mathcal{R}_1(x, x_h))^\top P (\mathcal{C}_2 \mathcal{R}_2(x, x_h)) x_h \\ & \quad + \frac{1}{\mu_2} \|\sqrt{P}\|^2 \|w\|^2 + \frac{1}{\mu_1} \|\sqrt{P}\|^2 \|w\|^2 + \|\sqrt{P}\|^2 \|w\|^2 \\ & \quad + \lambda(\kappa - 1)x^\top P x - \kappa\lambda^{h+1}x_h^\top P x_h. \end{aligned}$$

Expanding the quadratic forms, collecting terms in x and x_h , we obtain

$$\begin{aligned} & \mathcal{B}(\mathbf{x}^+) - \lambda \mathcal{B}(\mathbf{x}) \\ & \leq x^\top ((1+\mu_1)(\mathcal{C}_1 \mathcal{R}_1(x, x_h))^\top P (\mathcal{C}_1 \mathcal{R}_1(x, x_h)) \\ & \quad + \lambda(\kappa - 1)P)x + 2x^\top (\mathcal{C}_1 \mathcal{R}_1(x, x_h))^\top P (\mathcal{C}_2 \mathcal{R}_2(x, x_h)) x_h \\ & \quad + x_h^\top ((1+\mu_2)(\mathcal{C}_2 \mathcal{R}_2(x, x_h))^\top P (\mathcal{C}_2 \mathcal{R}_2(x, x_h)) \\ & \quad - \kappa\lambda^{h+1}P)x_h + \underbrace{(1 + \frac{1}{\mu_1} + \frac{1}{\mu_2})\|\sqrt{P}\|^2}_{\gamma} \|w\|^2. \end{aligned} \quad (18)$$

Then, one can reformulate (18) as

$$\mathcal{B}(\mathbf{x}^+) - \lambda \mathcal{B}(\mathbf{x}) \leq \begin{bmatrix} x \\ x_h \end{bmatrix}^\top \underbrace{\begin{bmatrix} \Lambda_{11} & \Lambda_{12} \\ \star & \Lambda_{22} \end{bmatrix}}_{\Lambda} \begin{bmatrix} x \\ x_h \end{bmatrix} + \gamma \|w\|^2,$$

with

$$\begin{aligned} \Lambda_{11} &= (1+\mu_1)(\mathcal{C}_1 \mathcal{R}_1(x, x_h))^\top P (\mathcal{C}_1 \mathcal{R}_1(x, x_h)) + \lambda(\kappa - 1)P \\ \Lambda_{12} &= (\mathcal{C}_1 \mathcal{R}_1(x, x_h))^\top P (\mathcal{C}_2 \mathcal{R}_2(x, x_h)), \\ \Lambda_{21} &= \Lambda_{12}^\top, \\ \Lambda_{22} &= (1+\mu_2)(\mathcal{C}_2 \mathcal{R}_2(x, x_h))^\top P (\mathcal{C}_2 \mathcal{R}_2(x, x_h)) - \kappa\lambda^{h+1}P. \end{aligned}$$

It is clear that if $\Lambda \preceq 0$, then one can conclude that $\mathcal{B}(\mathbf{x}^+) - \lambda \mathcal{B}(\mathbf{x}) \leq \gamma \|w\|^2$ with $\gamma = (1 + \frac{1}{\mu_1} + \frac{1}{\mu_2})\|\sqrt{P}\|^2$. To streamline the argument, we set

$$\begin{aligned} J &= \mathcal{C}_1 \mathcal{R}_1(x, x_h), \quad Y = \mathcal{C}_2 \mathcal{R}_2(x, x_h), \\ Z &= \text{blkdiag}(J, Y), \quad Q = \begin{bmatrix} (1+\mu_1)P & P \\ P & (1+\mu_2)P \end{bmatrix}, \\ D &= \text{blkdiag}(\lambda(1-\kappa)P, \kappa\lambda^{h+1}P), \end{aligned}$$

which implies $\Lambda = Z^\top Q Z - D$. Since $P \succ 0$, it is clear that $D \succ 0$. Additionally, $Q = S \otimes P$ with

$$S = \begin{bmatrix} 1+\mu_1 & 1 \\ 1 & 1+\mu_2 \end{bmatrix}.$$

Accordingly, since $\mu_1, \mu_2 > 0$, it is clear that $S \succ 0$, and therefore S^{-1} is given by

$$S^{-1} = \frac{1}{\Delta} \begin{bmatrix} 1+\mu_2 & -1 \\ -1 & 1+\mu_1 \end{bmatrix},$$

with $\Delta = (1+\mu_1)(1+\mu_2) - 1$. Consequently, $Q \succ 0$ and is therefore invertible, with its inverse given by

$$Q^{-1} = S^{-1} \otimes P^{-1} = \frac{1}{\Delta} \begin{bmatrix} (1+\mu_2)P^{-1} & -P^{-1} \\ -P^{-1} & (1+\mu_1)P^{-1} \end{bmatrix}.$$

By utilizing Schur complement [38], the following equivalences hold:

$$\begin{aligned} \Lambda \preceq 0 &\iff D - Z^\top Q Z \succeq 0 \\ &\iff \begin{bmatrix} D & Z^\top \\ Z & Q^{-1} \end{bmatrix} \succeq 0 \\ &\iff \Gamma = Q^{-1} - Z D^{-1} Z^\top \succeq 0, \end{aligned}$$

where

$$Z D^{-1} Z^\top = \begin{bmatrix} \frac{1}{\lambda(1-\kappa)} J P^{-1} J^\top & \mathbf{0}_{n \times n} \\ \mathbf{0}_{n \times n} & \frac{1}{\kappa\lambda^{h+1}} Y P^{-1} Y^\top \end{bmatrix}.$$

Hence, $\Gamma = Q^{-1} - Z D^{-1} Z^\top$ can be constructed as in (17). Accordingly, $\Gamma \succeq 0$ in (17) can be rewritten in the quadratic matrix form as

$$\Gamma = \xi^\top \mathcal{H} \xi \succeq 0, \quad (19)$$

with

$$\begin{aligned} \xi &= \begin{bmatrix} \mathbb{I}_n & \mathbf{0}_{n \times n} \\ \mathbf{0}_{n \times n} & \mathbb{I}_n \\ \mathcal{C}_1^\top & \mathbf{0}_{\varphi \times n} \\ \mathbf{0}_{\varphi \times n} & \mathcal{C}_2^\top \end{bmatrix}, \\ \mathcal{H} &= \begin{bmatrix} \frac{1+\mu_2}{\Delta} P^{-1} & -\frac{1}{\Delta} P^{-1} & \mathbf{0}_{n \times \varphi} & \mathbf{0}_{n \times \varphi} \\ \star & \frac{1+\mu_1}{\Delta} P^{-1} & \mathbf{0}_{n \times \varphi} & \mathbf{0}_{n \times \varphi} \\ \star & \star & \mathcal{Z}_1 & \mathbf{0}_{\varphi \times \varphi} \\ \star & \star & \star & \mathcal{Z}_2 \end{bmatrix}, \\ \mathcal{Z}_1 &= -\frac{1}{\lambda(1-\kappa)} \mathcal{R}_1(x, x_h) P^{-1} \mathcal{R}_1^\top(x, x_h), \\ \mathcal{Z}_2 &= -\frac{1}{\kappa\lambda^{h+1}} \mathcal{R}_2(x, x_h) P^{-1} \mathcal{R}_2^\top(x, x_h), \end{aligned}$$

where $\varphi = M + N$.

$$K^\top \mathcal{H} K = \begin{bmatrix} \frac{1+\mu_2}{\Delta} P^{-1} & \mathbf{0}_{n \times \varphi} & \mathbf{0}_{n \times \varphi} & -\frac{1}{\Delta} P^{-1} & \mathbf{0}_{n \times \varphi} & \mathbf{0}_{n \times \varphi} \\ \star & \mathcal{Z}_1 & \mathbf{0}_{\varphi \times \varphi} & \mathbf{0}_{\varphi \times n} & \mathbf{0}_{\varphi \times \varphi} & \mathbf{0}_{\varphi \times \varphi} \\ \star & \star & \mathbf{0}_{\varphi \times \varphi} & \mathbf{0}_{\varphi \times n} & \mathbf{0}_{\varphi \times \varphi} & \mathbf{0}_{\varphi \times \varphi} \\ \star & \star & \star & \frac{1+\mu_1}{\Delta} P^{-1} & \mathbf{0}_{n \times \varphi} & \mathbf{0}_{n \times \varphi} \\ \star & \star & \star & \star & \mathbf{0}_{\varphi \times \varphi} & \mathbf{0}_{\varphi \times \varphi} \\ \star & \star & \star & \star & \star & \mathcal{Z}_2 \end{bmatrix} \quad (20)$$

The main challenge in satisfying (19) is that the matrices \mathcal{C}_1 and \mathcal{C}_2 are unknown. However, by utilizing the collected data sets in (9) and (10), one has

$$X_+ = \mathcal{C}_1 \Xi_1 + \mathcal{C}_2 \Xi_2 + W_-, \quad (21)$$

with

$$\Xi_1 = \begin{bmatrix} M_- \\ G \\ 2 \end{bmatrix}, \quad \Xi_2 = \begin{bmatrix} M_h \\ G \\ 2 \end{bmatrix}.$$

On the other hand, by applying Schur complement [38] to (2), one can verify that

$$ww^\top \preceq \delta \mathbb{I}_n, \quad \forall w \in \mathcal{W}(\delta).$$

Since

$$W_- W_-^\top = \sum_{k=0}^{T-1} w(k) w(k)^\top,$$

we have

$$\begin{aligned} T\delta \mathbb{I}_n &\succeq W_- W_-^\top \\ &\stackrel{(21)}{=} (X_+ - \mathcal{C}_1 \Xi_1 - \mathcal{C}_2 \Xi_2)(X_+ - \mathcal{C}_1 \Xi_1 - \mathcal{C}_2 \Xi_2)^\top \\ &= X_+ X_+^\top - \mathcal{C}_1 \Xi_1 X_+^\top - \mathcal{C}_2 \Xi_2 X_+^\top - X_+ \Xi_1^\top \mathcal{C}_1^\top \\ &\quad - X_+ \Xi_2^\top \mathcal{C}_2^\top + \mathcal{C}_1 \Xi_1 \Xi_1^\top \mathcal{C}_1^\top + \mathcal{C}_2 \Xi_2 \Xi_2^\top \mathcal{C}_2^\top \\ &\quad + \mathcal{C}_1 \Xi_1 \Xi_2^\top \mathcal{C}_2^\top + \mathcal{C}_2 \Xi_2 \Xi_1^\top \mathcal{C}_1^\top. \end{aligned} \quad (22)$$

By defining

$$\begin{aligned} \Psi &= X_+ X_+^\top - T\delta \mathbb{I}_n - X_+ \Xi_1^\top \mathcal{C}_1^\top - X_+ \Xi_2^\top \mathcal{C}_2^\top \\ &\quad - X_+ \Xi_1^\top \mathcal{C}_2^\top + \mathcal{C}_1 \Xi_1 \Xi_1^\top \mathcal{C}_1^\top + \mathcal{C}_2 \Xi_2 \Xi_2^\top \mathcal{C}_2^\top \\ &\quad + \mathcal{C}_1 \Xi_1 \Xi_2^\top \mathcal{C}_2^\top + \mathcal{C}_2 \Xi_2 \Xi_1^\top \mathcal{C}_1^\top - T\delta \mathbb{I}_n, \end{aligned}$$

inequality (22) can be rewritten as a quadratic matrix constraint as

$$\Psi = \mathbb{N}^\top \mathcal{S} \mathbb{N} \preceq 0,$$

with

$$\mathcal{S} = \begin{bmatrix} X_+ X_+^\top - T\delta \mathbb{I}_n & -X_+ \Xi_1^\top & -X_+ \Xi_2^\top \\ -\Xi_1 X_+^\top & \Xi_1 \Xi_1^\top & \Xi_1 \Xi_2^\top \\ -\Xi_2 X_+^\top & \Xi_2 \Xi_1^\top & \Xi_2 \Xi_2^\top \end{bmatrix}, \quad \mathbb{N} = \begin{bmatrix} \mathbb{I}_n \\ \mathcal{C}_1^\top \\ \mathcal{C}_2^\top \end{bmatrix}. \quad (23)$$

Then, one can conclude that

$$\begin{aligned} &\begin{bmatrix} \Psi & \mathbf{0}_{n \times n} \\ \mathbf{0}_{n \times n} & \Psi \end{bmatrix} \\ &= \begin{bmatrix} \mathbb{N} & \mathbf{0}_{q \times n} \\ \mathbf{0}_{q \times n} & \mathbb{N} \end{bmatrix}^\top \begin{bmatrix} \mathcal{S} & \mathbf{0}_{q \times q} \\ \mathbf{0}_{q \times q} & \mathcal{S} \end{bmatrix} \begin{bmatrix} \mathbb{N} & \mathbf{0}_{q \times n} \\ \mathbf{0}_{q \times n} & \mathbb{N} \end{bmatrix} \preceq 0, \end{aligned} \quad (24)$$

with $q = n + 2(N + M)$. On the other side, the relation in (19) can be reformulated as

$$\Gamma = \begin{bmatrix} \mathbb{N} & \mathbf{0}_{q \times n} \\ \mathbf{0}_{q \times n} & \mathbb{N} \end{bmatrix}^\top K^\top \mathcal{H} K \begin{bmatrix} \mathbb{N} & \mathbf{0}_{q \times n} \\ \mathbf{0}_{q \times n} & \mathbb{N} \end{bmatrix} \succeq 0, \quad (25)$$

with $K = [K_1 \ K_2]$, and

$$K_1 = \begin{bmatrix} \mathbb{I}_n & \mathbf{0}_{n \times \varphi} & \mathbf{0}_{n \times \varphi} \\ \mathbf{0}_{n \times n} & \mathbf{0}_{n \times \varphi} & \mathbf{0}_{n \times \varphi} \\ \mathbf{0}_{\varphi \times n} & \mathbb{I}_\varphi & \mathbf{0}_{\varphi \times \varphi} \\ \mathbf{0}_{\varphi \times n} & \mathbf{0}_{\varphi \times \varphi} & \mathbf{0}_{\varphi \times \varphi} \end{bmatrix}, \quad K_2 = \begin{bmatrix} \mathbf{0}_{n \times n} & \mathbf{0}_{n \times \varphi} & \mathbf{0}_{n \times \varphi} \\ \mathbb{I}_n & \mathbf{0}_{n \times \varphi} & \mathbf{0}_{n \times \varphi} \\ \mathbf{0}_{\varphi \times n} & \mathbf{0}_{\varphi \times \varphi} & \mathbf{0}_{\varphi \times \varphi} \\ \mathbf{0}_{\varphi \times n} & \mathbf{0}_{\varphi \times \varphi} & \mathbb{I}_\varphi \end{bmatrix}.$$

Therefore, according to S-procedure [39], in order to satisfy $\Gamma \succeq 0$ in (25) conditioned on the data conformity in (24), it is sufficient that there exists an $\alpha : \mathcal{X}^2 \rightarrow \mathbb{R}^+$ such that

$$\begin{aligned} &\Gamma + \alpha(x, x_h) \begin{bmatrix} \Psi & \mathbf{0}_{n \times n} \\ \mathbf{0}_{n \times n} & \Psi \end{bmatrix} \succeq 0 \\ &\iff \begin{bmatrix} \mathbb{N} & \mathbf{0}_{q \times n} \\ \mathbf{0}_{q \times n} & \mathbb{N} \end{bmatrix}^\top \left(K^\top \mathcal{H} K + \alpha(x, x_h) \begin{bmatrix} \mathcal{S} & \mathbf{0}_{q \times q} \\ \mathbf{0}_{q \times q} & \mathcal{S} \end{bmatrix} \right) \\ &\quad \begin{bmatrix} \mathbb{N} & \mathbf{0}_{q \times n} \\ \mathbf{0}_{q \times n} & \mathbb{N} \end{bmatrix} \succeq 0, \end{aligned}$$

where $K^\top \mathcal{H} K$ is constructed as in (20).

The only remaining challenge is the bilinearity arising from the products $\mathcal{F}_1(x, x_h)$ and $\mathcal{F}_2(x, x_h)$ with P^{-1} in the blocks \mathcal{Z}_1 and \mathcal{Z}_2 of \mathcal{H} . To address this, we apply the Schur complement [38] which yields an equivalent formulation where the decision variables P^{-1} , $\tilde{\mathcal{F}}_1(x, x_h)$, $\tilde{\mathcal{F}}_2(x, x_h)$, and $\alpha(x, x_h)$ appear linearly as the following

$$K^\top \mathcal{H} K + \alpha(x, x_h) \begin{bmatrix} \mathcal{S} & \mathbf{0}_{q \times q} \\ \mathbf{0}_{q \times q} & \mathcal{S} \end{bmatrix} \succeq 0 \iff \underbrace{\tilde{\mathcal{H}} + \alpha(x, x_h) \tilde{\mathcal{S}}}_{\text{Condition (14c)}} \succeq 0,$$

with

$$\tilde{\mathcal{Z}}_1 = \begin{bmatrix} \mathbb{I}(x) P^{-1} \\ \mathcal{G}(x, x_h) \tilde{\mathcal{F}}_1(x, x_h) \end{bmatrix}, \quad \tilde{\mathcal{Z}}_2 = \begin{bmatrix} \mathbb{I}(x_h) P^{-1} \\ \mathcal{G}(x, x_h) \tilde{\mathcal{F}}_2(x, x_h) \end{bmatrix},$$

$\phi_1 = \lambda(1 - \kappa)$, $\phi_2 = \kappa \lambda^{h+1}$, $\tilde{\mathcal{H}}$ and $\tilde{\mathcal{S}}$ in (13). Hence, $\mathcal{B}(\mathbf{x}) = x^\top P x + \kappa \sum_{i=1}^h \lambda^i x_i^\top P x_i$ is an RK-CBC and $u = \mathcal{F}_1(x, x_h)x + \mathcal{F}_2(x, x_h)x_h$ with $\mathcal{F}_1(x, x_h) = \tilde{\mathcal{F}}_1(x, x_h)P$ and $\mathcal{F}_2(x, x_h) = \tilde{\mathcal{F}}_2(x, x_h)P$ is its associated R-SC, thereby concluding the proof. ■

Remark 4: One can consider $P^{-1} = \Omega$ in (14c) and solve for Ω so that it is symmetric and positive definite. Once Ω is determined, its inverse will provide the matrix P . Additionally, since λ , κ , μ_2 and μ_1 in condition (14c) are scalars, they are

fixed a priori when solving this condition for the design of matrices $P^{-1} = \Omega$, $\tilde{\mathcal{F}}_1(x, x_h)$ and $\tilde{\mathcal{F}}_2(x, x_h)$.

Remark 5: While the model-based conditions in (7a)–(7c) enforce safety by formulating constraints over $(h + 1)$ -dimensional Cartesian products of the state, initial, and unsafe sets, the proposed data-driven conditions in Theorem 2 involve at most a *two-fold* Cartesian product of these sets in condition (14c), while no Cartesian products of the initial and unsafe sets are required for conditions (14a)–(14b). This substantial reduction in set-product complexity significantly alleviates the computational burden associated with safety synthesis for time-delayed systems and constitutes a key distinguishing feature of the proposed data-driven framework.

A. Computation of RK-CBC and R-SC

To obtain the RK-CBC and its associated R-SC, we first present Lemma 2, which reformulates conditions (14a)–(14c) as an SOS optimization problem. Finally, we provide Algorithm 1, which details the required steps to obtain the proposed data-driven results.

Lemma 2 (Data-Driven SOS Design): Consider the state set \mathcal{X} , the initial set \mathcal{X}_a , and the unsafe set \mathcal{X}_b , each of which is outlined by vectors of polynomial inequalities as $\mathcal{X} = \{x \in \mathbb{R}^n \mid \mathcal{Q}(x) \geq 0\}$, $\mathcal{X}_a = \{x \in \mathbb{R}^n \mid \mathcal{Q}_a(x) \geq 0\}$, and $\mathcal{X}_b = \{x \in \mathbb{R}^n \mid \mathcal{Q}_b(x) \geq 0\}$, respectively. Then, $\mathcal{B}(\mathbf{x}) = x^\top Px + \kappa \sum_{i=1}^h \lambda^i x_i^\top P x_i$ is an RK-CBC for dt-IAUPS-td in (1), and $u = \tilde{\mathcal{F}}_1(x, x_h)Px + \tilde{\mathcal{F}}_2(x, x_h)P x_h = \mathcal{F}_1(x, x_h)x + \mathcal{F}_2(x, x_h)x_h$ is its R-SC if there exist a matrix $P \succ 0$, state-dependent matrices $\tilde{\mathcal{F}}_1(x, x_h)$, $\tilde{\mathcal{F}}_2(x, x_h)$, constants $\mu_1, \mu_2, \eta, \beta \in \mathbb{R}^+$, with $\beta > \eta$, $\Delta = (1 + \mu_1)(1 + \mu_2) - 1$, $\kappa, \lambda \in (0, 1)$, an SOS polynomial $\alpha : \mathcal{X}^2 \rightarrow \mathbb{R}^+$, and vectors of SOS polynomials $\Phi(x, x_h), \Phi_h(x, x_h), \Phi_a(x), \Phi_b(x)$, such that

$$-x^\top Px - \Phi_a^\top(x) \mathcal{Q}_a(x) + \frac{\eta}{1 + \kappa(\frac{\lambda - \lambda^{h+1}}{1 - \lambda})}, \quad (26a)$$

$$x^\top Px - \Phi_b^\top(x) \mathcal{Q}_b(x) - \beta, \quad (26b)$$

$$\tilde{\mathcal{H}} + \alpha(x, x_h) \tilde{\mathcal{S}} - \left(\Phi^\top(x, x_h) \mathcal{Q}(x) + \Phi_h^\top(x, x_h) \mathcal{Q}(x_h) \right) \mathbb{I}_{\varepsilon \times \varepsilon}, \quad (26c)$$

are SOS polynomials with $\varepsilon = 4n + 4(N + M)$, and $\tilde{\mathcal{H}}$ and $\tilde{\mathcal{S}}$ as in (13).

Proof: Since $\Phi_a(x)$ is an SOS polynomial, we have $\Phi_a^\top(x) \mathcal{Q}_a(x) \geq 0$ on \mathcal{X}_a . Given that (26a) is also an SOS polynomial on \mathcal{X}_a , one has

$$-x^\top Px + \frac{\eta}{1 + \kappa(\frac{\lambda - \lambda^{h+1}}{1 - \lambda})} \geq \Phi_a^\top(x) \mathcal{Q}_a(x) \geq 0,$$

which results in $\mathcal{B}(\mathbf{x}) \leq \eta$ on \mathcal{X}_a^{h+1} . Similarly, one can show that the feasibility of (26b) implies (14b). As the last step of the proof, since $\Phi(x, x_h)$ and $\Phi_h(x, x_h)$ are both SOS polynomials, and given that (26c) is also an SOS polynomial, i.e.,

$$\tilde{\mathcal{H}} + \alpha(x, x_h) \tilde{\mathcal{S}} - \left(\Phi^\top(x, x_h) \mathcal{Q}(x) + \Phi_h^\top(x, x_h) \mathcal{Q}(x_h) \right) \mathbb{I}_{\varepsilon \times \varepsilon} \succeq 0,$$

then (14c) holds, which concludes the proof. ■

Algorithm 1 Data-driven design of RK-CBC and its R-SC

Require: Safety specification $\Theta = (\mathcal{X}_a, \mathcal{X}_b)$, δ in (2), upper bounds on the maximum degrees of $\mathcal{M}(x)$ and $\mathcal{G}(x)$

- 1: Collect U_-, X_-, X_h, X_+ as in (9)
- 2: Form M_-, M_h, G in (10), and $\mathbb{L}(x)$ in (11a)
- 3: Initialize $\mu_1, \mu_2 \in \mathbb{R}^+$, $\kappa, \lambda \in (0, 1)$
- 4: Solve (26c) using SOSTOOLS [40] and solver Mosek [41] for $P^{-1} = \Omega$, $\tilde{\mathcal{F}}_1(x, x_h)$, and $\tilde{\mathcal{F}}_2(x, x_h)$
- 5: Construct $\mathcal{B}(x) = x^\top Px + \kappa \sum_{i=1}^h \lambda^i x_i^\top P x_i$ using P , and compute $\gamma = (1 + \frac{1}{\mu_1} + \frac{1}{\mu_2}) \|\sqrt{P}\|^2$
- 6: Design level sets η, β in conditions (26a) and (26b) using the constructed $\mathcal{B}(\mathbf{x})$

Ensure: Guaranteed robust safety over an infinite time horizon when $(1 + \frac{1}{\mu_1} + \frac{1}{\mu_2}) \|\sqrt{P}\|^2 \delta \leq \beta(1 - \lambda)$, with RK-CBC $\mathcal{B}(\mathbf{x}) = x^\top Px + \kappa \sum_{i=1}^h \lambda^i x_i^\top P x_i$, and R-SC $u = \tilde{\mathcal{F}}_1(x, x_h)Px + \tilde{\mathcal{F}}_2(x, x_h)P x_h$

V. CASE STUDY

We validate our data-driven framework through a set of case studies, which include an academic system, a jet engine compressor [42], and a spacecraft [43], while adapting them to accommodate delays and disturbances. The main goal is to synthesize an RK-CBC and its corresponding R-SC by following the step-by-step procedure outlined in Algorithm 1. A summary of the key results is presented in Table I. All simulations were conducted on a MacBook with an M2 chip and 32 GB of memory.

A. Case Study 1: Academic System

We consider a system with the dynamics described as

$$\begin{aligned} x_1(k+1) &= x_1(k) + 0.1x_2(k) + 0.05x_1(k-3) + 0.06x_1^2(k-3) \\ &\quad + 0.1u(k) + w_1(k), \\ x_2(k+1) &= x_2(k) + 0.1x_1(k) + 0.1x_1^2(k) + 0.04x_1^2(k-3) \\ &\quad + 0.02x_1(k-3) + 0.01x_2(k-3) + 0.1u(k) + w_2(k), \end{aligned} \quad (27)$$

where $h = 3$. The system in (27) can be expressed in the form of dt-IAUPS-td in Definition 1 along with its relevant matrices as

$$\begin{aligned} A_1 &= \begin{bmatrix} 1 & 0.1 & 0 \\ 0.1 & 1 & 0.1 \end{bmatrix}, \quad A_2 = \begin{bmatrix} 0.05 & 0 & 0.06 \\ 0.02 & 0.01 & 0.04 \end{bmatrix}, \\ B &= \begin{bmatrix} 0.1 \\ 0.1 \end{bmatrix}, \quad \mathcal{M}(x) = [x_1; x_2; x_1^2], \quad \mathcal{G} = 1. \end{aligned}$$

The regions of interest are given by $\mathcal{X} = [-5, 5]^2$, $\mathcal{X}_a = [-1, 1]^2$, $\mathcal{X}_b = [3, 5]^2 \cup [-5, -3]^2$. We assume that the matrices A_1 , A_2 , and B , as well as the exact form of $\mathcal{M}(x)$, are all unknown. The only available prior information is that $\mathcal{M}(x)$ is a polynomial of degree at most 2 and $\mathcal{G}(x, x_h) = [1; x_1x_{1_h}]$ (i.e., $x_1x_{1_h} = x_1(k)x_1(k-h)$). The disturbance w is assumed to be norm-bounded, with an upper bound given by $\delta = 1.8 \times 10^{-3}$.

We construct a polynomial dictionary for $\mathcal{M}(x)$ that spans all monomials up to degree 2, namely

$$\mathcal{M}(x) = [x_1; x_2; x_1x_2; x_1^2; x_2^2].$$

TABLE I: Overview of the results for unknown dt-IAUPS-td systems: T denotes the number of collected data points, n the state dimension, δ the disturbance bound in (2), h the time delay, γ and λ as defined in (7c), η and β specify the initial and unsafe level sets, and κ , μ_1 , and μ_2 are tuning parameters.

Case study	T	δ	System degree	n	h	η	β	γ	μ_1	μ_2	κ	λ
Academic system	10	1.8×10^{-3}	2	2	3	36.41	40.43	28.28	0.59	0.92	0.38	0.94
Jet engine compressor	10	8×10^{-4}	3	2	4	36.7	38.13	7.17	0.63	0.92	0.23	0.91
Spacecraft	13	1.2×10^{-3}	2	3	3	1.07×10^3	1.1×10^3	171.38	0.68	0.96	0.41	0.93

Through the satisfaction of condition (26c), following the steps outlined in Algorithm 1, we compute the RK-CBC matrix

$$P = \begin{bmatrix} 5.33 & 0.23 \\ \star & 4.71 \end{bmatrix},$$

and the corresponding R-SC as

$$\begin{aligned} u(k) = & 0.23x_1^2(k) + 1.8x_1(k)x_2(k) - 2.69x_1(k) - 3.49x_2(k) \\ & - 0.06x_1^2(k-3) + 1.41x_1(k-3)x_2(k-3) \\ & - 2.99x_1(k-3) - 0.31x_2(k-3). \end{aligned} \quad (28)$$

Given the matrix P and the conditions in (26a) and (26b), we design $\eta = 36.41$ and $\beta = 40.43$, while fulfilling the constraint $\gamma\delta \leq \beta(1-\lambda)$ in (7d), with $\mu_1 = 0.59$, $\lambda = 0.94$, $\mu_2 = 0.92$, $\gamma = 28.28$, and $\kappa = 0.38$, which results in

$$\frac{\eta}{1 + \kappa \left(\frac{\lambda - \lambda^{h+1}}{1 - \lambda} \right)} = 18.12.$$

Then, under Theorem 1, the system in (27) is guaranteed to be *robustly* safe over an infinite time horizon in the presence of both an unknown-but-bounded disturbance and a time-invariant delay. The simulation results for the system in (27) are presented in Fig. 2.

B. Case Study 2: Jet Engine Compressor

In the second case study, we consider a physical system, namely a jet engine compressor [42], whose dynamics are

$$\begin{aligned} x_1(k+1) = & x_1(k) - 0.1x_2(k-4) - 0.15x_1^2(k-4) \\ & - 0.05x_1^3(k) + w_1(k), \\ x_2(k+1) = & x_2(k) + 0.1x_1(k-4) + 0.1u(k) + w_2(k), \end{aligned} \quad (29)$$

where $x_1(k)$ denotes the mass flow, $x_2(k)$ the pressure rise, $u(k)$ represents the control input, and the system is subject to a time-invariant delay of $h = 4$. The system described in (29) can be represented in the dt-IAUPS-td form as outlined in Definition 1, along with its associated matrices

$$\begin{aligned} A_1 = & \begin{bmatrix} 1 & 0 & 0 & -0.05 \\ 0 & 1 & 0 & 0 \end{bmatrix}, \quad A_2 = \begin{bmatrix} 0 & -0.1 & -0.15 & 0 \\ 0.1 & 0 & 0 & 0 \end{bmatrix}, \\ B = & \begin{bmatrix} 0 \\ 0.1 \end{bmatrix}, \quad \mathcal{M}(x) = [x_1; x_2; x_1^2; x_1^3], \quad \mathcal{G} = 1. \end{aligned}$$

In contrast to the first case study, in which the maximum degree of the system monomials was 2, the jet engine compressor exhibits a maximum monomial degree of 3. The regions of interest are given by $\mathcal{X} = [-10, 10]^2$, $\mathcal{X}_a = [-2, 2]^2$, $\mathcal{X}_b = [5, 10]^2 \cup [-10, -5]^2$. We assume that the matrices

A_1 , A_2 and B , as well as actual $\mathcal{M}(x)$, are all unknown, and the only available prior information is that $\mathcal{M}(x) = [x_1; x_2; x_1x_2; x_1^2; x_2^2; x_1^3]$, $\mathcal{G} = 1$, and $\delta = 8 \times 10^{-4}$.

Following the steps outlined in Algorithm 1, we compute the RK-CBC matrix

$$P = \begin{bmatrix} 1.51 & -0.02 \\ \star & 1.92 \end{bmatrix},$$

and the corresponding R-SC as

$$\begin{aligned} u(k) = & 0.08x_1(k)x_2(k) + 0.06x_2^2(k) - 1.53x_2(k) \\ & + 0.04x_1(k-4)x_2^2(k-4) + 0.07x_1^2(k-4) \\ & + 0.12x_1(k-4)x_2(k-4) - 0.25x_1(k-4). \end{aligned} \quad (30)$$

Given the matrix P and the conditions in (26a) and (26b), we design $\eta = 36.7$ and $\beta = 38.13$, while fulfilling the constraint $\gamma\delta \leq \beta(1-\lambda)$ in (7d), with $\mu_1 = 0.63$, $\lambda = 0.91$, $\mu_2 = 0.92$, $\gamma = 7.17$ and $\kappa = 0.23$, leading to

$$\frac{\eta}{1 + \kappa \left(\frac{\lambda - \lambda^{h+1}}{1 - \lambda} \right)} = 21.2.$$

Under Theorem 1, the jet engine compressor in (29) is guaranteed to be *robustly* safe over an infinite time horizon in the presence of both disturbances and delays, as illustrated by the simulation results in Fig. 3.

C. Case Study 3: Spacecraft

As the last case study, we examine a spacecraft [43], whose dynamics are

$$\begin{aligned} x_1(k+1) = & x_1(k) + \frac{\sigma_2 - \sigma_3}{\sigma_1} x_2(k)x_3(k) + \frac{1}{\sigma_1} u_1(k) \\ & + w_1(k), \\ x_2(k+1) = & x_2(k) + \frac{\sigma_3 - \sigma_1}{\sigma_2} x_1(k-3)x_3(k-3) \\ & + \frac{1}{\sigma_2} u_2(k) + w_2(k), \\ x_3(k+1) = & x_3(k) + \frac{\sigma_1 - \sigma_2}{\sigma_3} x_1(k-3)x_2(k-3) \\ & + \frac{1}{\sigma_3} u_3(k) + w_3(k), \end{aligned} \quad (31)$$

with time delay $h = 3$. Additionally, σ_1 to σ_3 are the principal moments of inertia, and $u(k) = [u_1(k); u_2(k); u_3(k)]$ is the torque input. The spacecraft in (31) can be expressed in the

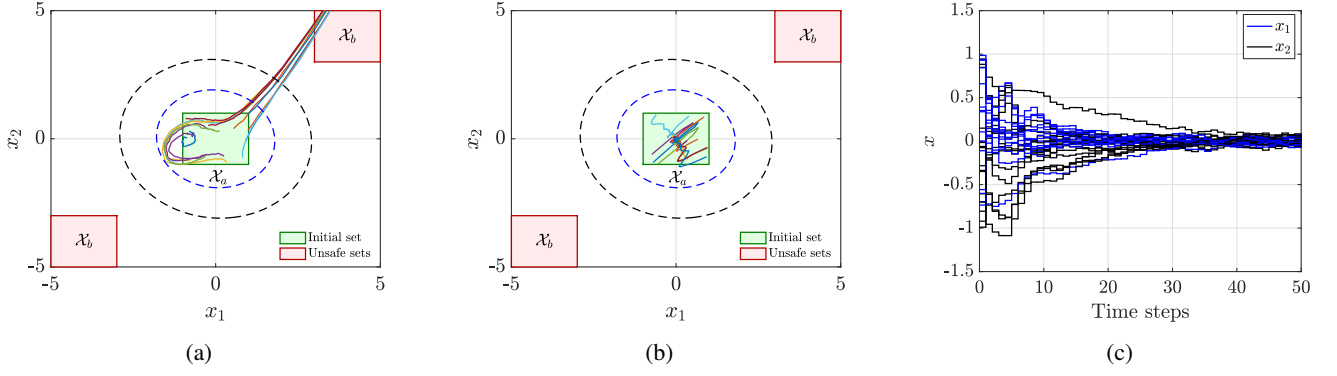


Fig. 2: Academic system. Plot (a) illustrates the open-loop trajectories, while plot (b) displays the trajectories under the designed safety controller in (28), starting from different initial conditions in $\mathcal{X}_a \subset [-1, 1]^2$, with the initial and unsafe bounds in (14a) and (14b) indicated by --- and ---, respectively. The simulations are generated using 15 different arbitrary disturbance trajectories satisfying (2), indicating the robustness of the proposed framework to disturbances. Plot (c) depicts the trajectories over 50 time steps, demonstrating compliance with the specified safety property Θ .

form of dt-IAUPS-td in Definition 1, along with its relevant matrices as

$$A_1 = \begin{bmatrix} 1 & 0 & 0 & \frac{\sigma_2 - \sigma_3}{\sigma_1} & 0 & 0 \\ 0 & 1 & 0 & 0 & 0 & 0 \\ 0 & 0 & 1 & 0 & 0 & 0 \end{bmatrix}, \quad B = \begin{bmatrix} \frac{1}{\sigma_1} & 0 & 0 \\ 0 & \frac{1}{\sigma_2} & 0 \\ 0 & 0 & \frac{1}{\sigma_3} \end{bmatrix},$$

$$A_2 = \begin{bmatrix} 0 & 0 & 0 & 0 & 0 & 0 \\ 0 & 0 & 0 & 0 & \frac{\sigma_3 - \sigma_1}{\sigma_2} & 0 \\ 0 & 0 & 0 & 0 & 0 & \frac{\sigma_1 - \sigma_2}{\sigma_3} \end{bmatrix},$$

$$\mathcal{M}(x) = [x_1; x_2; x_3; x_2x_3; x_1x_3; x_1x_2], \quad \mathcal{G} = \mathbb{I}_3.$$

Unlike the first two case studies, which feature two-dimensional dynamics, the spacecraft's dynamics are three-dimensional. We assume that the matrices A_1 , A_2 , and B , as well as the exact $\mathcal{M}(x)$, are all unknown, with the only prior information being that $\mathcal{M}(x) = [x_1; x_2; x_3; x_2x_3; x_1x_3; x_1x_2; x_2^2]$, $\mathcal{G} = \mathbb{I}_3$, and $\delta = 1.2 \times 10^{-3}$. The regions of interest are given by $\mathcal{X} = [-10, 10]^3$, $\mathcal{X}_a = [-2, 2]^3$, $\mathcal{X}_b = [5, 10]^3 \cup [-10, -5]^3$. We compute the RK-CBC matrix using Algorithm 1 as

$$P = \begin{bmatrix} 48.73 & 0 & -0.05 \\ \star & 5.73 & 0 \\ \star & \star & 33.53 \end{bmatrix},$$

and the corresponding R-SC as

$$\begin{aligned} u_1(k) &= 0.03x_1^2(k) + 8.92x_2(k)x_3(k) - 12.46x_1(k) \\ &\quad - 0.15x_1(k-3)x_2(k-3), \\ u_2(k) &= 0.02x_1^2(k) - 3.73x_2(k) - 0.88x_1^2(k-3) \\ &\quad + 0.03x_1(k-3)x_3(k-3) + 0.23x_2^2(k-3), \\ u_3(k) &= -0.05x_3^2(k) - 6.32x_3(k) + 0.16x_1^2(k-3) \\ &\quad + 0.01x_3^2(k-3). \end{aligned} \quad (32)$$

Given the matrix P and the conditions in (26a) and (26b), we design $\eta = 1.07 \times 10^3$ and $\beta = 1.1 \times 10^3$, while satisfying the constraint $\gamma\delta \leq \beta(1 - \lambda)$ in (7d), with $\mu_1 = 0.68$, $\lambda = 0.93$,

$\mu_2 = 0.96$, $\gamma = 171.38$ and $\kappa = 0.41$, resulting in

$$\frac{\eta}{1 + \kappa \left(\frac{\lambda - \lambda^{h+1}}{1 - \lambda} \right)} = 518.35.$$

Under Theorem 1, the spacecraft in (31) is guaranteed to satisfy robust safety over an infinite time horizon in the presence of a time-invariant delay and an unknown-but-bounded disturbance, as illustrated by the simulation results in Fig. 4.

VI. CONCLUSION

We developed a data-driven framework for constructing robust Krasovskii control barrier certificates and robust safety controllers for discrete-time input-affine polynomial systems with unknown dynamics, time-invariant delays, and unknown-but-bounded disturbances. The proposed approach addressed the dual challenges of model unavailability with unknown disturbances, as well as delay-dependent safety requirements, by extending classical control barrier certificates to a Krasovskii-based formulation that explicitly incorporated delayed state effects. Relying solely on finite-horizon input-state data, the framework enabled direct safety certification and controller design without requiring explicit system models, while ensuring robust safety over an infinite time horizon. The resulting synthesis problem was formulated as an SOS optimization program, providing a structured and tractable design methodology. The effectiveness of the approach was demonstrated through three different case studies. Developing data-driven approaches for classes of systems beyond polynomial dynamics remains a direction for future work.

- [1] D. E. Seborg, T. F. Edgar, and D. A. Mellichamp, *Process Dynamics and Control*. Wiley, 2004.
- [2] R. Srikant, *The Mathematics of Internet Congestion Control*. Birkhäuser, 2004.
- [3] S. Prajna and A. Jadbabaie, "Safety verification of hybrid systems using barrier certificates," in *Proceedings of International Workshop on Hybrid Systems: Computation and Control*, pp. 477–492, Springer, 2004.

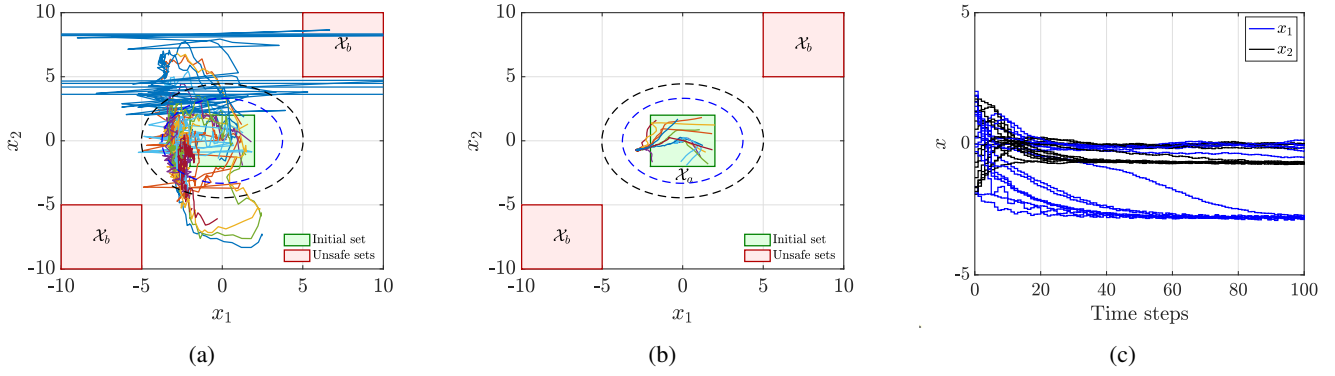


Fig. 3: Jet engine compressor. Plot (a) shows trajectories under a random controller, while plot (b) presents trajectories with the designed safety controller in (30), initialized from $\mathcal{X}_a \subset [-2, 2]^2$, with the initial and unsafe bounds in (14a) and (14b) indicated by --- and ---, respectively. Results are obtained using 25 disturbance realizations satisfying (2), demonstrating robustness to disturbances. Plot (c) depicts the state evolution over 100 time steps, confirming satisfaction of the safety specification Θ .

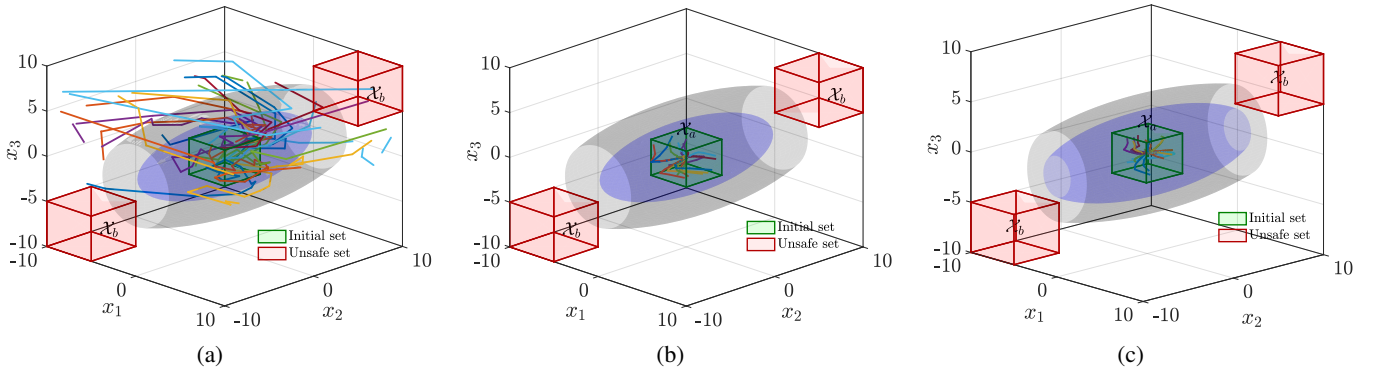


Fig. 4: Spacecraft. Plot (a) presents trajectories under a random controller, whereas plot (b) shows trajectories with the synthesized safety controller in (32), initialized from $\mathcal{X}_a \subset [-2, 2]^3$, with the initial and unsafe bounds in (14a) and (14b) marked by ■ and ■, respectively. The results are acquired using 25 disturbance realizations fulfilling (2), illustrating robustness to disturbances. Plot (c) depicts the state evolution over 100 time steps, confirming adherence to the safety specification Θ .

- [4] C. Santoyo, M. Dutreix, and S. Coogan, “A barrier function approach to finite-time stochastic system verification and control,” *Automatica*, vol. 125, 2021.
- [5] N. Jahanshahi, A. Lavaei, and M. Zamani, “Compositional construction of safety controllers for networks of continuous-space POMDPs,” *IEEE Transactions on Control of Network Systems*, vol. 10, no. 1, pp. 87–99, 2022.
- [6] A. Nejati, S. Prakash Nayak, and A.-K. Schmuck, “Context-triggered games for reactive synthesis over stochastic systems via control barrier certificates,” in *Proceedings of the 27th ACM International Conference on Hybrid Systems: Computation and Control*, pp. 1–12, 2024.
- [7] U. Borrmann, L. Wang, A. D. Ames, and M. Egerstedt, “Control barrier certificates for safe swarm behavior,” *IFAC-PapersOnLine*, vol. 48, no. 27, pp. 68–73, 2015.
- [8] M. Zaker, O. Akbarzadeh, B. Samari, and A. Lavaei, “Compositional design of safety controllers for large-scale stochastic hybrid systems,” *Automatica*, arXiv:2409.10018, 2026.
- [9] A. Lavaei and E. Frazzoli, “Scalable synthesis of safety barrier certificates for networks of stochastic switched systems,” *IEEE Transactions on Automatic Control*, vol. 69, no. 11, pp. 7294–7309, 2024.
- [10] A. D. Ames, S. Coogan, M. Egerstedt, G. Notomista, K. Sreenath, and P. Tabuada, “Control Barrier Functions: Theory and Applications,” in *European control conference (ECC)*, pp. 3420–3431, 2019.
- [11] A. Lavaei, S. Soudjani, A. Abate, and M. Zamani, “Automated verification and synthesis of stochastic hybrid systems: A survey,” *Automatica*, vol. 146, 2022.
- [12] S. Prajna and A. Jadbabaie, “Methods for safety verification of time-delay systems,” in *IEEE Conference on Decision and Control (CDC)*, pp. 4348–4353, 2005.
- [13] G. Orosz and A. D. Ames, “Safety functionals for time delay systems,” in *American Control Conference (ACC)*, pp. 4374–4379, 2019.
- [14] A. K. Kiss, T. G. Molnar, A. D. Ames, and G. Orosz, “Control barrier functionals: Safety-critical control for time delay systems,” *International Journal of Robust and Nonlinear Control*, vol. 33, no. 12, pp. 7282–7309, 2023.
- [15] W. Liu, Y. Bai, L. Jiao, and N. Zhan, “Safety guarantee for time-delay systems with disturbances,” *Science China Information Sciences*, vol. 66, no. 3, 2023.
- [16] A. Papachristodoulou, “Robust stabilization of nonlinear time delay systems using convex optimization,” in *IEEE Conference on Decision and Control (CDC)*, pp. 5788–5793, 2005.
- [17] W. Ren, R. M. Jungers, and D. V. Dimarogonas, “Razumikhin and Krasovskii approaches for safe stabilization,” *Automatica*, vol. 146, 2022.
- [18] E. Fridman and U. Shaked, “Stability and guaranteed cost control of uncertain discrete delay systems,” *International Journal of Control*, vol. 78, no. 4, pp. 235–246, 2005.
- [19] Z. S. Hou and Z. Wang, “From Model-based Control to Data-driven Control: Survey, Classification and Perspective,” *Information Sciences*, vol. 235, pp. 3–35, 2013.
- [20] F. Dörfler, J. Coulson, and I. Markovsky, “Bridging direct and indirect data-driven control formulations via regularizations and relaxations,” *IEEE Transactions on Automatic Control*, vol. 68, no. 2, pp. 883–897, 2022.
- [21] A. Nejati and M. Zamani, “Data-driven Synthesis of Safety Controllers via Multiple Control Barrier Certificates,” *IEEE Control Systems Letters*, vol. 7, pp. 2497–2502, 2023.
- [22] A. Bisoffi, C. De Persis, and P. Tesi, “Controller Design for Robust Invariance from Noisy Data,” *IEEE Transactions on Automatic Control*, 2022.

- [23] A. Lavaei and D. Angeli, "From dissipativity property to data-driven GAS certificate of degree-one homogeneous networks with unknown topology," *IEEE Transactions on Automatic Control*, 2026.
- [24] E. Bartocci, L. Bortolussi, and G. Sanguinetti, "Data-Driven Statistical Learning of Temporal Logic Properties," in *Formal Modeling and Analysis of Timed Systems*, pp. 23–37, 2014.
- [25] A. Nejati, B. Zhong, M. Caccamo, and M. Zamani, "Data-driven controller synthesis of unknown nonlinear polynomial systems via control barrier certificates," in *Proceedings of Learning for Dynamics and Control Conference*, pp. 763–776, 2022.
- [26] O. Akbarzadeh, B. Samari, A. Nejati, and A. Lavaei, "From formal methods to data-driven safety certificates of unknown large-scale networks," *IEEE Transactions on Automatic Control*, arXiv:2508.09520, 2026.
- [27] M. Zaker, A. Nejati, and A. Lavaei, "Data-driven safety certificates of infinite networks with unknown models and interconnection topologies," *Automatica*, arXiv:2507.10979, 2026.
- [28] B. Samari, O. Akbarzadeh, M. Zaker, and A. Lavaei, "From a Single Trajectory to Safety Controller Synthesis of Discrete-Time Nonlinear Polynomial Systems," *IEEE Control Systems Letters*, vol. 8, pp. 3123–3128, 2024.
- [29] J. G. Rueda-Escobedo, E. Fridman, and J. Schiffer, "Data-driven control for linear discrete-time delay systems," *IEEE Transactions on Automatic Control*, vol. 67, no. 7, pp. 3321–3336, 2022.
- [30] P. Kong, M. Wang, H. Yan, Z. Li, and Y. Lv, "Data-driven control for linear discrete-time systems with time-varying delays," *International Journal of Systems Science*, pp. 1–12, 2025.
- [31] G. C. Calafiore and M. C. Campi, "The Scenario Approach to Robust Control Design," *IEEE Transactions on Automatic Control*, vol. 51, no. 5, pp. 742–753, 2006.
- [32] P. Mohajerin Esfahani, T. Sutter, and J. Lygeros, "Performance Bounds for the Scenario Approach and an Extension to a Class of Non-Convex Programs," *IEEE Transactions on Automatic Control*, vol. 60, no. 1, pp. 46–58, 2014.
- [33] K. Margellos, P. Goulart, and J. Lygeros, "On the road between robust optimization and the scenario approach for chance constrained optimization problems," *IEEE Transactions on Automatic Control*, vol. 59, no. 8, pp. 2258–2263, 2014.
- [34] O. Akbarzadeh, M. H. Ashoori, and A. Lavaei, "Learning Robust Safety Controllers for Uncertain Input-Affine Polynomial Systems," in *IEEE 64th Conference on Decision and Control (CDC)*, pp. 5788–5793, 2025.
- [35] A. Papachristodoulou, "Analysis of nonlinear time-delay systems using the sum of squares decomposition," in *Proceedings of the American Control Conference*, pp. 4153–4158, 2004.
- [36] R. Bhatia and C. Davis, "A Cauchy-Schwarz inequality for operators with applications," *Linear Algebra and its Applications*, vol. 223, pp. 119–129, 1995.
- [37] W. H. Young, "On classes of summable functions and their Fourier series," in *Proceedings of the Royal Society of London A: Mathematical, Physical and Engineering Sciences*, vol. 87, pp. 225–229, 1912.
- [38] F. Zhang, *The Schur complement and its applications*, vol. 4. Springer Science & Business Media, 2006.
- [39] R. J. Caverly and J. R. Forbes, "LMI properties and applications in systems, stability, and control theory," arXiv: 1903.08599, 2019.
- [40] S. Prajna, A. Papachristodoulou, P. Seiler, and P. A. Parrilo, "SOSTOOLS: Control Applications and New Developments," in *IEEE International Conference on Robotics and Automation*, pp. 315–320, 2004.
- [41] M. ApS, *The MOSEK Optimization Toolbox for MATLAB Manual. Version 10.1.*, 2025.
- [42] A. Anta and P. Tabuada, "To sample or not to sample: Self-triggered control for nonlinear systems," *IEEE Transactions on Automatic Control*, vol. 55, no. 9, pp. 2030–2042, 2010.
- [43] H. K. Khalil, *Nonlinear Systems*. Prentice Hall, 3 ed., 2002.



works, data-driven approaches, and formal control.

Omid Akbarzadeh (Student Member, IEEE) is currently a PhD student in the School of Computing at Newcastle University, U.K. His academic journey commenced at Shiraz University, where he obtained a Bachelor of Science in Electrical and Electronic Engineering. Following this, he pursued a master's degree in Communications and Computer Network Engineering (CCNE) at the Polytechnic University of Turin, Italy (Politecnico di Torino). His research interests include safe cyber-physical systems, communication networks, data-driven approaches, and formal control.



Mohammadhossein Ashoori (Student Member, IEEE) received his B.Sc. and M.Sc. degrees in Electrical Engineering from Sharif University of Technology (SUT), Tehran, Iran, in 2019 and 2022, respectively. He is currently pursuing his PhD in the School of Computing at Newcastle University, UK. His research interests include cyber-physical systems (CPS), computer vision, and digital signal processing.



(TUM) in 2023. She has received the B.Sc. and M.Sc. degrees both in Electrical Engineering. Her line of research mainly focuses on developing efficient (data-driven) techniques to design and control highly-reliable autonomous systems while providing mathematical guarantees. She was selected as a Best Repeatability Prize Finalist at ACM HSCC 2025 and as one of the CPS Rising Stars 2024.

Amy Nejati (M'18–SM'25) is an Assistant Professor in the School of Computing at Newcastle University in the United Kingdom. Prior to this, she was a Postdoctoral Associate at the Max Planck Institute for Software Systems in Germany from July 2023 to May 2024. She also served as a Senior Researcher in the Computer Science Department at the Ludwig Maximilian University of Munich (LMU) from November 2022 to June 2023. She received the PhD in Electrical Engineering from the Technical University of Munich



Munich (TUM), Germany, in 2019. He obtained the M.Sc. degree in Aerospace Engineering with specialization in Flight Dynamics and Control from the University of Tehran, in 2014. He is the recipient of several international awards in the acknowledgment of his work including Best Repeatability Prize (Finalist) at the ACM HSCC 2025, IFAC ADHS 2024, and IFAC ADHS 2021, HSCC Best Demo/Poster Awards 2022 and 2020, IFAC Young Author Award Finalist 2019, and Best Graduate Student Award 2014 at University of Tehran with the full GPA (20/20). His research interests revolve around the intersection of Control Theory, Formal Methods, and Data Science.

Abolfazl Lavaei (M'17–SM'22) is an Assistant Professor in the School of Computing at Newcastle University, United Kingdom. Between January 2021 and July 2022, he was a Postdoctoral Associate in the Institute for Dynamic Systems and Control at ETH Zurich, Switzerland. He was also a Postdoctoral Researcher in the Department of Computer Science at LMU Munich, Germany, between November 2019 and January 2021. He received the Ph.D. degree in Electrical Engineering from the Technical University of