

Schadenfreude in the Digital Public Sphere: A cross-national and decade-long analysis of Facebook news engagement

Nouar Aldahoul¹⁺, Hazem Ibrahim¹⁺, Majd Mahmutoglu², Hajra Tarar³, Muhammad Fareed Zaffar³, Talal Rahwan^{1*}, and Yasir Zaki^{1*}

¹Computer Science, Science Division, New York University Abu Dhabi, UAE.

²Yıldız Technical University, Türkiye.

³Lahore University of Management Sciences, Pakistan.

⁺Joint first authors listed alphabetically

^{*}Corresponding authors. E-mail: {yasir.zaki,talal.rahwan}@nyu.edu

Abstract

Schadenfreude, or the pleasure derived from others' misfortunes, has become a visible and performative feature of online news engagement, yet little is known about its prevalence, dynamics, or social patterning. We examine schadenfreude on Facebook over a ten-year period across nine major news publishers in the United States, the United Kingdom, and India (one left-leaning, one right-leaning, and one centrist per country). Using a combination of human annotation and machine-learning classification, we identify posts describing misfortune and detect schadenfreude in nearly one million associated comments. We find that while sadness and anger dominate reactions to misfortune posts, laughter and amusement form a substantial and patterned minority. Schadenfreude is most frequent in moralized and political contexts, higher among right-leaning audiences, and more pronounced in India than in the United States or United Kingdom. Temporal and regression analyses further reveal that schadenfreude generally increases when groups are politically out of power, but these patterns differ across party-lines. Together, our findings move beyond anecdotal accounts to map schadenfreude as a dynamic, context-dependent feature of digital discourse, revealing how it evolves over time and across ideological and cultural divides.

1 Introduction

Few emotions capture the paradoxes of human social life as vividly as *schadenfreude* or the pleasure derived from witnessing another's misfortune. The concept has occupied a peculiar space in moral philosophy and psychology, simultaneously denoting an apparently antisocial sentiment and an everyday human experience [1, 2, 3, 4]. While some scholars treat *schadenfreude* as a socially corrosive force that fosters resentment, rivalry, and hostility, others emphasize its ubiquity in competitive settings and its ties to social comparison processes [5, 6]. In both cases, *schadenfreude* is a powerful affective response that reveals much about comparison, identity, and intergroup dynamics [7]. With the advent of social media platforms, the contexts in which *schadenfreude* is expressed, consumed, and amplified have shifted dramatically. Digital environments provide unprecedented visibility into the personal and collective setbacks of others, while simultaneously enabling users to broadcast their emotional reactions to wide audiences [8, 9]. In this sense, social media platforms function as fertile grounds for the articulation of *schadenfreude* by combining the immediacy of breaking news with the interactivity of comment threads, likes, and shares, thus lowering the barriers to publicly voicing what might otherwise remain private or socially censured sentiments [10, 11, 12, 13, 14, 15].

This paper examines how *schadenfreude* manifests in online discourse over a ten-year period on Facebook, focusing on news publishers in three countries, namely, the United States, the United Kingdom, and India. These contexts are particularly valuable for comparative analysis by representing distinct political cultures and media ecosystems, while sharing an environment of deepening polarization, where news consumption often intersects with partisan identity [16, 17, 18, 19]. In the United Kingdom, a long-standing partisan press and a hybrid media environment, where legacy outlets, digital natives, and platforms co-evolve, shape exposure and engagement, with the Brexit era sharpening identity-driven cleavages [20, 21, 22, 23]. In India, rapid platformization of news and the entanglement of digital media with partisan and communal mobilization have reconfigured political communication [24, 25, 23]. By analyzing left-leaning, right-leaning, and relatively neutral outlets within each country, this study not only tracks the prevalence of *schadenfreude* over time but also situates its expression within political orientation and national context. The following sections review relevant theoretical and empirical work at the intersection of *schadenfreude* and online media.

2 Related Work

2.1 What is Schadenfreude?

The term *schadenfreude* originates from German, combining “Schaden” (harm) and “Freude” (joy), meaning “joy at another’s misfortune.” Philosophical reflections on the concept date back centuries, with philosophers such as Aristotle and Nietzsche remarking on its moral significance [1, 2, 4]. In modern psychology, *schadenfreude* is theorized as a multidimensional construct shaped by social comparison (reducing status asymmetries with envied targets), justice considerations (pleasure at the deserved suffering of wrongdoers), and intergroup rivalry (outgroup setbacks that elevate the ingroup) [5, 6, 26, 7].

Beginning with social comparison, Smith et al. [5] showed that setbacks for superior or envied targets can elicit pleasure by narrowing status asymmetries. Subsequent experiments indicate that downward comparison and self-affirming processes help explain this response: when an envied target “falls from grace,” observers’ threatened self-views are restored, increasing *schadenfreude* [6, 27]. From this perspective, *schadenfreude* functions as a coping mechanism that reframes another’s loss as a relative psychological gain. A second perspective argues for *justice-based* *schadenfreude*, where pleasure emerges when perceived wrongdoers suffer, aligning with intuitions about moral desert and norm enforcement [26]. Experimental evidence shows that norm violations and unfairness reliably increase *schadenfreude* toward the offending target [6], and that such responses are embedded in wider social appraisals of deservingness rather than indiscriminate hostility [7]. In this view, *schadenfreude* is not merely antisocial glee but often a morally framed reaction to violations of expected conduct. The third perspective emphasizes *intergroup dynamics*. In competitive or adversarial contexts, such as politics, sports, or identity-based conflict, the misfortunes of an outgroup can enhance the relative standing of the ingroup, thereby intensifying *schadenfreude* [7]. Classic social identity research shows how ingroup favoritism and outgroup derogation structure emotional responses to intergroup outcomes [28, 29]. From this perspective, *schadenfreude* is not merely an interpersonal reaction but a group-based emotion, rooted in comparative evaluations and boundary maintenance between “us” and “them” [30, 7].

Across these perspectives, *schadenfreude* emerges as a socially situated emotion reflecting and often amplifying social hierarchies, moral judgments, and group boundaries [7]. Neuroscientific evidence further supports this view: observing rivals’ setbacks activates reward-related regions (e.g., ventral striatum), indicating that *schadenfreude* is both psychologically and biologically embedded [31]. This grounding helps

explain why *schadenfreude* may thrive on platforms like Facebook, where social comparison, moralized discourse, and intergroup contestation are endemic features of interaction [9, 15].

2.2 Schadenfreude and Social Media

2.2.1 Social media as an affective arena

Social media platforms are not merely channels for information transmission but also affective infrastructures that privilege the capture and circulation of emotion [9, 13]. Platform dynamics such as ranking, recommendation, and social endorsement tend to elevate content that provokes strong reactions, with high-arousal and moralized messages exhibiting clear diffusion advantages [14, 15]. Experimental and observational evidence further indicates that emotions can spread through network ties [32] and that sensational or provocative items travel faster and farther than sober corrections [33]. In such environments, affect is not incidental to communication but a central driver of visibility, interaction, and reach. Within this context, *schadenfreude* is well positioned to gain traction by combining the attention advantages of high-arousal, moralized content with the social resonance of group identity [14, 15]. Headlines about a political rival’s downfall, for instance, can elicit glee that is readily stylized and circulated through the vernaculars of networked culture (memes, quips, screenshots), turning private amusement into public performance [34, 35]. As affective publics gather around such cues, platform affordances and norms further lower the thresholds for visible displays of gloating and collective alignment [9, 10].

2.2.2 News consumption and partisan identity

The intersection of *schadenfreude* and online news is particularly salient in politically polarized contexts. Audiences tend to select congenial outlets and interpret information through partisan lenses, shaping both what they see and how they feel about rivals’ setbacks [17, 16, 36]. In the United States and beyond, affective polarization has intensified, heightening the likelihood that out-group misfortunes are met with gratification rather than empathy [18, 19]. At the same time, evidence suggests that “echo chambers” are uneven and inter-group exposure varies with interest and media repertoires, suggesting that internet use alone does not uniformly drive polarization [22, 37, 38]. Together, these patterns create ideal conditions for the expression and amplification of *schadenfreude* in response to adversaries’ bad news.

In the United States, partisan media consumption and affective polarization have intensified over recent decades, shaped by expanded media choice and segmented news ecosystems [16, 17, 18, 19]. Facebook

has become a major gateway to political news, intertwining social endorsement with exposure [23, 11]. Although many users do encounter some ideologically diverse content [12, 37], exposure to opposing views can, under certain conditions, heighten polarization [39]. In the United Kingdom, the Brexit era sharpened identity-driven cleavages and reconfigured agenda dynamics. Lastly, in India, rapid smartphone adoption and the platformization of news have reconfigured political communication, integrating social media into partisan mobilization and everyday political talk [23, 24]. Researchers also document how nationalism and “extreme speech” practices structure online public discourse, normalizing derision and escalating affective contention [25].

2.2.3 Expression, amplification, and virality

Unlike traditional media, social platforms afford instantaneous and publicly visible reactions, transforming *schadenfreude* from a private feeling into a performative display of identity and affiliation [10, 8]. When users gleefully comment on a rival’s downfall or circulate mocking memes, they both express emotion and signal group membership [34, 35]. The viral dynamics of networked communication—where high-arousal and moralized content travels farther and faster, and social reinforcement amplifies expression—create feedback loops that elevate *schadenfreude* in collective discourse [14, 40, 15, 41]. Engagement-driven ranking and exposure on platforms further shape visibility, potentially privileging material that elicits strong reactions [12, 32]. These dynamics raise normative concerns about the amplification of divisive emotions and the corrosion of deliberative norms [42, 43].

Algorithms further shape this process. Engagement-driven ranking and recommendation tend to privilege content that elicits strong reactions, which can advantage emotionally provocative material, including gloating at rivals’ setbacks [12, 32, 41]. By optimizing for predicted engagement, platforms introduce selection effects and feedback loops that shape what becomes widely visible [44, 45]. At scale, such amplification broadens the reach of moral–emotional language and sensational items relative to sober correctives [15, 33]. Normatively, scholars warn that these dynamics can exacerbate polarization and corrode deliberative norms [42, 43], though effects are heterogeneous across groups and contexts [38, 37]. Although direct, validated measures of *schadenfreude* on social media remain limited, adjacent literature points to its prevalence. Work on memes and digital humor shows that ridicule and gloating are central rhetorical devices in networked publics [34, 35], while ethnographies of online cultures document how trolling and participatory practices normalize derision as a mode of engagement [46]. More broadly, stud-

ies of affect online indicate that moralized and high-arousal content diffuses widely [15, 41], consistent with observations of how everyday political talk and platform vernaculars amplify emotion in public discourse [13, 8].

Our study builds on these foundations by offering a systematic, longitudinal analysis of schadenfreude in news-related Facebook discourse. By examining multiple countries and political orientations, we assess not only the prevalence of schadenfreude but also how it varies across contexts and evolves over time. Specifically, we look to answer the following research questions:

RQ1: How frequently do audiences express schadenfreude in response to news about others’ misfortunes, and how does this compare to other emotional reactions such as sadness or anger?

RQ2: How do expressions of schadenfreude differ across ideological orientations—left, center, and right—and across national contexts, including the United States, the United Kingdom, and India?

RQ3: Which types of misfortunes most reliably elicit schadenfreude?

RQ4: How has the expression of schadenfreude changed over time, particularly in relation to shifts in political power and major social or political events?

3 Methodology

Building on prior work that conceptualizes social media as an affective arena where emotion and identity shape engagement, we combine large-scale data collection with human annotation and language model-based classification to examine how schadenfreude manifests in Facebook discourse. The following sections describe our data sources, annotation protocols, and classification pipeline.

3.1 Data Collection

To observe schadenfreude behavior among news audiences, we collected posts, comments, and reactions from verified Facebook pages of major news outlets across three countries—the United States, the United Kingdom, and India—each represented by one left-leaning, one centrist, and one right-leaning source. For each news source, we collect up to 1000 posts per month, for each year between 2015 and 2024.

From the United Kingdom, we included The Guardian (left), Reuters (center), and Metro (right). From India, we sampled Indian Express (left), Hindustan Times (center), and OpIndia.com (right). From the United States, we included NBC News (left), CNBC (center), and Fox News (right). This stratified sampling strategy enabled comparison across both ideological orientation and national context, capturing vari-

ation in how audiences emotionally engage with politically or culturally adversarial events.

For each post, we collected the text content, timestamp, as well as all associated public comments, and available reaction metadata (e.g., “Haha,” “Sad,” “Angry”). Personally identifying information was removed, and only publicly visible content was analyzed.

3.2 Human Annotation Protocols

We employed human annotation to generate ground-truth labels for two key components of the analysis: (1) identifying whether a post describes a misfortune, and (2) classifying the emotional tone of comments responding to those posts.

3.2.1 Misfortune Annotation

We randomly sampled 500 posts and instructed three trained annotators to determine whether each post described a misfortune (e.g., harm, scandal, failure, loss) or was neutral/normal. Annotators were provided with written guidelines and examples. Inter-annotator agreement was high ($\kappa = 0.81$), indicating strong reliability. The resulting annotations were used to refine the prompt for large-scale misfortune detection using GPT-4o Mini.

3.2.2 Comment-Level Emotion Annotation

To identify how audiences emotionally responded to misfortunes, we next annotated a randomly sampled set of 1,000 post–comment pairs. Annotators labeled each comment as toxic, sympathetic, neutral, or unknown. Annotators were instructed to follow the following annotation guide:

- Toxic: comments contain insults, harassment, hate, or harmful language.
- Sympathetic: comments express empathy, support, or kindness toward the post or its author.
- Neutral: Comments that are too neither toxic nor sympathetic; factual, indifferent, or unrelated.
- Unknown: Comments that are too unclear, ambiguous, or insufficient information to classify.

We also provided two examples for each category. Since every post involves some form of misfortune, annotators were instructed to focus on how the commenter reacts. In other words, annotators are asked to judge the comment’s tone in response to the post, while considering subtler aspects of the comment such as

sarcasm or emoji usage. If the intent was not obvious, annotators were instructed to choose the “unknown” category.

Each pair was initially annotated by three independent raters; disagreements were resolved by two additional annotators using majority voting. Of the 1000 post-comment pairs, 900 reached a majority consensus. These pairs were then used for the training, validation, and testing of our classifier. The fine-tuned classifier was utilized for classifying all collected pairs of post-comment across three countries and over ten years. Informed consent was obtained from all human annotators.

3.3 LLM Classification

3.3.1 Misfortune Classification

To classify posts as misfortune or normal, we used GPT-4o Mini, which offers a balance between cost-efficiency and performance. The prompt used for this task is shown in Appendix Figure 6. Evaluation on the annotated dataset yielded high performance; accuracy = 94.8%, precision = 88.9%, recall = 87.3%, and F1 = 88.1% (see Appendix Figure 9). These results confirm that the model accurately distinguishes misfortune-related news posts across contexts and years.

3.3.2 Comment-Level Classification

Each post–comment pair was then processed by GPT-4o Mini to classify the comment as toxic, sympathetic, neutral, or unknown. We divided the annotated dataset into 65% training/validation and 35% testing. Three configurations were tested:

- Prompt 1 (simple prompt; Appendix Figure 7)
- Prompt 2 (expanded prompt; Appendix Figure 8)
- Fine-tuned GPT-4o Mini

The fine-tuned model achieved the best balance of precision and recall, substantially reducing both false positives and false negatives. Details of class-wise performance are shown in Table 1, and the confusion matrix in Appendix Figure 10. For fine-tuning, we used 5 epochs, a batch size of 1, a learning-rate multiplier of 1.8, and deterministic inference settings (temperature = 0, top-p = 1).

Model	Accuracy	Macro Avg Precision	Macro Avg Recall	Macro Avg F1-Score
GPT-4o Mini (Prompt 1)	75.5%	80.8%	72.5%	75.1%
GPT-4o Mini (Prompt 2)	80.3%	83.6%	80.4%	81.4%
Fine-tuned GPT-4o Mini	87.3%	88.0%	88.2%	87.9%

Table 1: Performance Comparison for post-comment classification

3.4 Topic Analysis

To examine how the type of misfortune shapes emotional responses, we categorized each misfortune-related post into one of eight topical domains: moral or ideological, political, religious, and institutional, social and group-level, economic and corporate, celebrity and cultural, personal or everyday, sports and competitive, and natural and environmental.

These categories were selected to reflect the principal contexts in which prior research suggests schadenfreude arises. Psychological and sociological studies identify three broad antecedents of schadenfreude—moral deservingness, status and comparison, and intergroup rivalry. Our topical scheme mirrors these dimensions while ensuring coverage of the most common misfortunes encountered in public discourse. Specifically, moral or ideological and political, religious, and institutional topics capture situations of moral transgression, hypocrisy, or ideological conflict, where justice-based schadenfreude is most likely. Social and group-level and economic and corporate categories reflect collective and competitive dynamics in which status and hierarchy are salient. Celebrity and cultural, personal or everyday, and sports and competitive misfortunes represent lower-stakes or entertainment-driven contexts, where amusement may stem from social comparison rather than moral judgment. Finally, natural and environmental events serve as a contrast category, representing non-agentic or accidental harms that typically elicit empathy rather than pleasure.

Each post was classified into one of these eight categories using GPT-5.2 and a structured prompt provided in Appendix Figure 11. Appendix Table 3 summarizes the number of posts per topic across all countries and ideological leanings.

4 Results

To characterize how audiences engage emotionally with others’ misfortunes, we proceed in several steps. We first examine surface-level emotional reactions expressed through Facebook’s reaction icons, before turning to the content of user comments to directly quantify schadenfreude. We then explore how these expressions vary across ideological and national contexts, topic domains, and over time, culminating in a

regression analysis that isolates the political and contextual predictors of schadenfreude.

4.1 Patterns of Emotional Reactions to Misfortune-Related posts

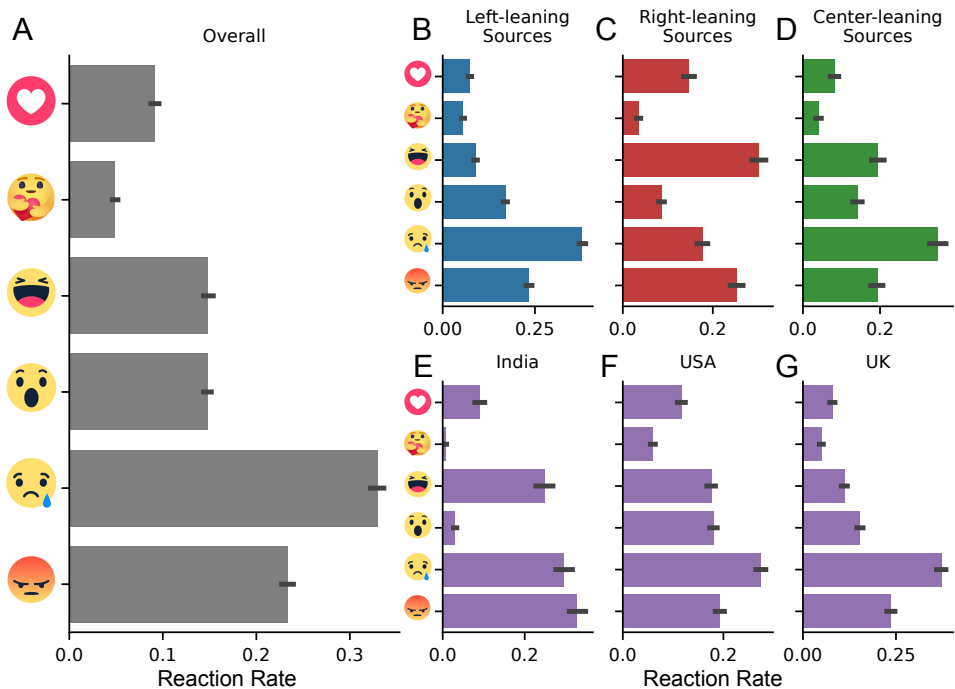


Figure 1: (A) The distribution of Love, Care, HaHa, Wow, Sad, and Angry reactions on Facebook posts describing others’ misfortunes. Panels B–D show variation across left-, center-, and right-leaning outlets, while Panels E–G compare reactions across India, the United States, and the United Kingdom.

We begin by examining how users emotionally engage with Facebook posts describing or framing the misfortunes of others. Figure 1 shows the relative frequency of emotional reactions (Love, Care, HaHa, Wow, Sad, and Angry) across all misfortune posts in our dataset. Panels B–D disaggregate the data by outlet ideology (left, center, right), while Panels E–G present cross-national comparisons among India, the United States, and the United Kingdom.

Across the dataset as a whole, Sad and Angry reactions dominate. These two responses together account for the majority of emotional engagement with misfortune-related posts, suggesting that audiences primarily process such content through negative affect—either empathic sorrow (Sad) or moral outrage (Angry). The less frequent but still substantial Wow (14.7%) and Haha (14.9%) reactions capture a more ambivalent emotional space, indicating that misfortune often evokes not only sympathy or condemnation but also fascination and, at times, pleasure.

When broken down by outlet ideology, we find that, among left-leaning sources, the overall distribution

mirrors the aggregate trend, where Sad and Angry reactions dominate, while Wow and Haha trail behind. In contrast, right-leaning and center-leaning outlets exhibit a shift toward amusement. For these outlets, the Haha reaction occurs more frequently than Wow, and in the case of right-leaning sources, it surpasses Angry. This inversion suggests that audiences consuming centrist or right-leaning content are more inclined to respond to others’ misfortunes with humor or irony rather than indignation. The pattern resonates with prior work on “emotional style” in political communication, which finds that right-leaning audiences often employ laughter to signal detachment or subtle approval when covering adversarial events [47, 48, 49]. When comparing across national contexts, we find some variation in emotional expression. India (Panel E) stands out with the highest proportion of Haha reactions (24.8%), indicating a distinctive tendency to respond to misfortune with humor or levity rather than anger, relative to audiences in the UK and USA. By contrast, audiences in the United Kingdom follow the global average pattern, dominated by Sad and Angry reactions. Taken together, these results suggest that emotional engagement with others’ misfortunes differs across both ideological orientation and cultural contexts.

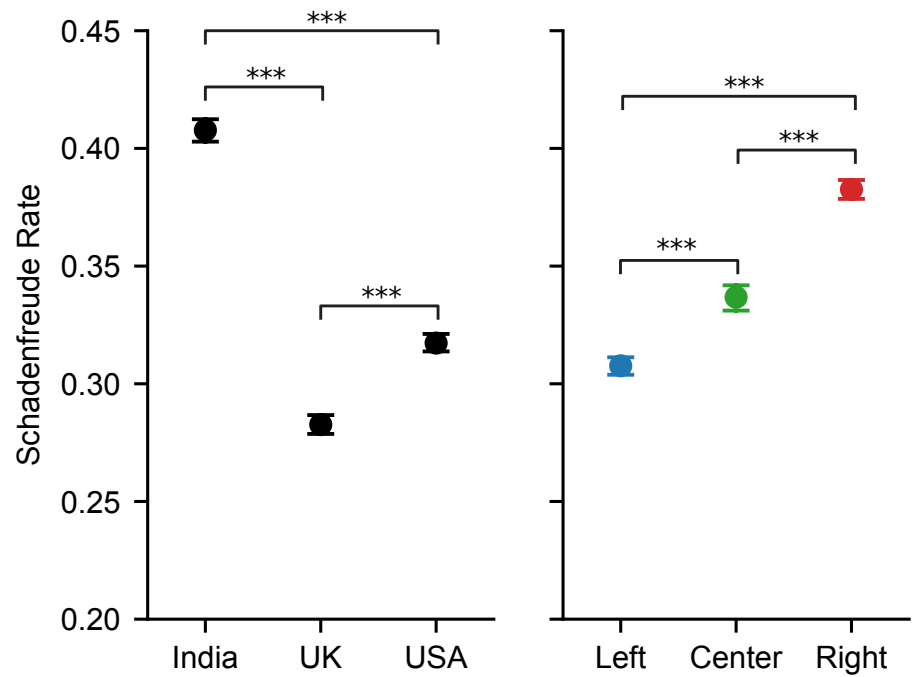


Figure 2: The proportion of comments exhibiting schadenfreude across outlets of different countries (Left panel) and ideological leanings (Right panel).

4.2 Schadenfreude by Country and Ideological Leaning

While reaction icons provide a useful first glimpse into how users respond emotionally to others' misfortunes, they capture only the most superficial layer of engagement. Next, we look to understand how audiences verbalize their pleasure or amusement. Specifically, we quantify schadenfreude directly from the content of user comments, rather than from the choice of reaction icons (see the Methods section for more details on this process). Figure 2 presents the average proportion of comments exhibiting schadenfreude across both countries and ideological leanings. This measure captures explicit expressions of amusement, mockery, or satisfaction at others' misfortunes, offering a richer and more deliberate behavioral indicator than reaction-based metrics.

Across all contexts, the prevalence of schadenfreude in comments far exceeds that inferred from "Haha" reactions. Whereas laughter reactions provide a visible but minimal signal, textual commentary reveals a much deeper and more frequent engagement with others' misfortunes. In India, comments exhibiting schadenfreude constitute roughly 42% of all responses to misfortune-related posts, nearly doubling the rate implied by Haha reactions. The United States follows at about 32%, and the United Kingdom at 28%. These cross-national differences mirror the relative expressive patterns seen in reactions observed earlier, but their magnitude suggests that laughter reactions alone may underestimate the frequency at which users engage in schadenfreude.

One interpretation is that Haha reactions serve as a lower-bound estimate of schadenfreude on the platform. Clicking an emoji is a fast, socially visible act—one that may be constrained by norms of decorum or the ambiguity of humor. Commenting, by contrast, allows for explicit verbalization, where users can gloat, ridicule, or moralize in detail, often amplifying the affective tone of the post. The discrepancy between the two measures thus points to the layered nature of emotional expression online. Schadenfreude can manifest both subtly (through laughter icons) and overtly (through language). While these modes are not mutually exclusive, a user can both react and comment, they may reflect different thresholds of emotional investment. Turning to ideological differences, the same general asymmetry persists. Right-leaning audiences exhibit the highest mean schadenfreude rate, approximately 38%, followed by center-leaning audiences at about 34% and left-leaning audiences at 31% (Left vs. Right: $t = -27.05$, $p < 0.001$; Center vs. Right: $t = -13.9$, $p < 0.001$; Left vs. Center: $t = -9.03$, $p < 0.001$).

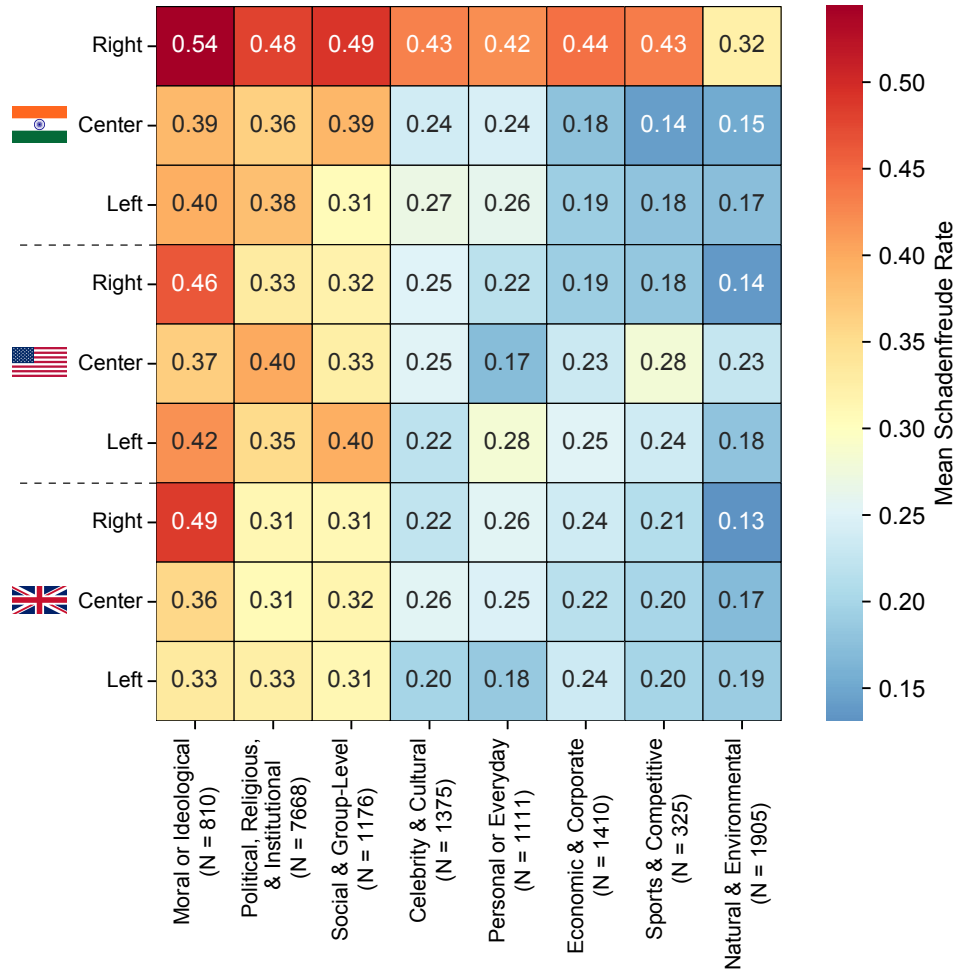


Figure 3: The average schadenfreude rate per post for each post topic, disaggregated by country-leaning pair.

4.3 Topics of misfortune and the contexts that elicit schadenfreude

Having established cross-national and ideological variation in how frequently users express schadenfreude, we next ask what kinds of events most reliably elicit it. To this end, we examined the proportion of comments expressing pleasure or amusement at others' suffering across eight topical categories, which is illustrated in Figure 3. These categories span moral, political, social, personal, and natural domains of misfortune, enabling a fine-grained look at the moral and contextual conditions that shape schadenfreude online. For more details on the topic classification of misfortune posts, see the Methods section. Examples of Facebook posts classified into each topic category can be found in Appendix Table 4.

Figure 3 visualizes the rate of schadenfreude across eight topical categories, split by both country and ideological leaning. The heatmap reveals that amusement at others' misfortunes is not evenly distributed but varies sharply depending on both the moral framing of the event and the socio-political context of the audience. Across all countries, moral or ideological and political, religious, and institutional misfortunes consistently evoke the highest levels of schadenfreude. In these domains, where wrongdoing, hypocrisy, or partisan conflict are salient, the mean schadenfreude rate often exceeds 0.40 and reaches above 0.50 among right-leaning outlets in India. Such cases likely trigger both justice-based and intergroup forms of pleasure, as audiences interpret harm to opponents or elites as morally deserved or symbolically rewarding. By contrast, natural and environmental and sports and competitive misfortunes produce the lowest levels of schadenfreude across all contexts, rarely exceeding 0.20. These events tend to lack moral agency or group antagonism, potentially leading audiences to respond with sympathy or neutrality rather than amusement. Personal or everyday and celebrity and cultural misfortunes occupy an intermediate range (0.20–0.30), reflecting lighter, often humorous engagement rather than moralized gloating.

Cross-nationally, India stands out for both its higher overall levels and its sharper ideological contrasts. Right-leaning Indian outlets exhibit especially elevated schadenfreude in nearly every topic—surpassing 0.40 in most domains and reaching 0.54 for moral or ideological misfortunes—suggesting that laughter and mockery are more culturally permissible and politically instrumental forms of reaction. The United States shows moderate differentiation by leaning, where right-leaning outlets record more frequent amusement in moral and political topics (0.46 and 0.33, respectively), while left- and center-leaning outlets remain closer to the 0.30–0.35 range. The United Kingdom displays the narrowest range of variation overall, with schadenfreude rarely exceeding 0.35 and converging across ideological lines, particularly in centrist and left-leaning sources.

4.4 Schadenfreude over time

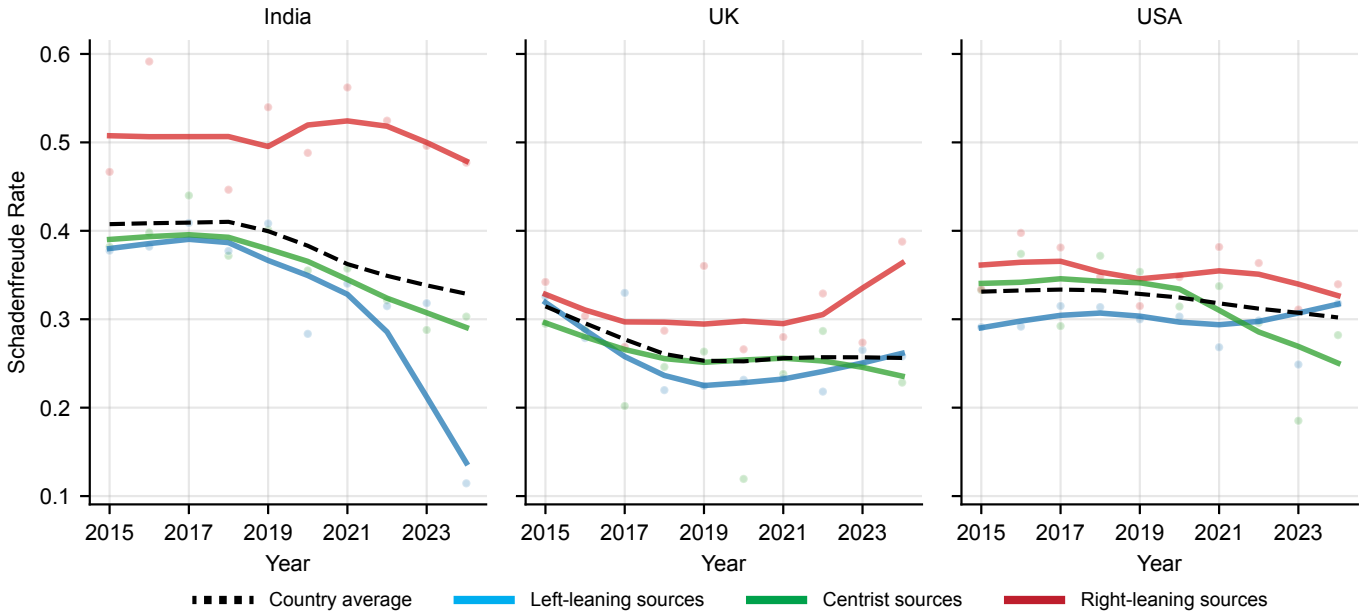


Figure 4: The average schadenfreude rate over time disaggregated by country and source political leaning.

After identifying who expresses schadenfreude and in response to what types of events, we next examine how these patterns have evolved over time. Tracing temporal dynamics allows us to assess whether schadenfreude represents a stable feature of online discourse or one that fluctuates with broader political and cultural shifts. To this end, we examine how the rate of schadenfreude in comments evolved over time, between 2015 and 2024, across the three countries and ideological orientations (Figure 4). Each line represents the yearly average schadenfreude rate for left-, center-, and right-leaning outlets (blue, green, and red lines, respectively), with the dashed black line indicating the overall country average.

In India, schadenfreude levels are consistently higher than in the other two countries across the entire period. From 2015 through the late 2010s, all ideological groups exhibit relatively elevated and stable rates. Beginning around 2019, however, schadenfreude declines across outlets, with substantial variation by ideology. Right-leaning outlets maintain the highest levels throughout the period, peaking around 2018–2020 before gradually decreasing. Centrist outlets follow a similar but lower trajectory, with a steady decline after 2019. In contrast, left-leaning outlets experience a pronounced and continuous drop after 2019, reaching markedly lower levels by 2023. The national average reflects this overall downward trend while remaining higher than the corresponding averages in the UK and USA.

In the United Kingdom, schadenfreude exhibits a dip followed by a partial rebound. Between 2015

and 2019, all ideological groups show declining rates, converging near a common low point. After 2020, schadenfreude begins to increase, driven primarily by right-leaning outlets, which rise steadily and separate from the other ideological groupings by the end of the period. Left-leaning and centrist outlets remain comparatively low and closely aligned, showing only modest increases. The national average mirrors this trajectory, indicating a mid-period trough followed by renewed growth.

In the United States, schadenfreude levels display moderate variation over time with clear ideological differentiation. Right-leaning outlets consistently show the highest rates, followed by centrist and then left-leaning outlets for much of the period. After approximately 2020, schadenfreude slightly declines across right-leaning and centrist outlets, with an increase in schadenfreude rates in the comments of the left-leaning source. As a result, the national average remains relatively steady, despite these within-country ideological shifts. Overall, these results indicate that schadenfreude expression varies systematically by country and ideological orientation.

4.5 Political and Contextual Predictors of Schadenfreude

To probe these temporal dynamics more deeply, we focus on the United States, where the temporal patterns suggested notable ideological shifts after 2020. Specifically, we examine the contextual and political factors that best explain variation in schadenfreude expression. To this end, we compute a linear regression model predicting the proportion of schadenfreude comments per post in the United States (Figure 5). The model includes indicators for outlet ideology (left, center, right), topic of misfortune, and whether the outlet’s ideological leaning aligned with the party in power at the time of posting. Interaction terms between political alignment and ideology were included to capture whether governing status influences emotional tone differently across ideological groups.

The results reveal clear and systematic differences by ideological leaning. Relative to centrist outlets, both left- and right-leaning outlets exhibit significantly higher rates of schadenfreude. However, the effect for left-leaning outlets is an order of magnitude larger (+0.016) than that for right-leaning outlets (+0.0015). Yet, when considering the governing party at the time when a post is made, we see that posts from outlets aligned with the ruling government exhibit significantly lower schadenfreude rates (−0.0052), suggesting that the experience of political opposition amplifies the likelihood of expressing pleasure at others failures. However, this aggregate effect conceals striking asymmetries across the ideological spectrum. Among left-leaning outlets, the alignment penalty is especially strong (−0.016). In other words, when

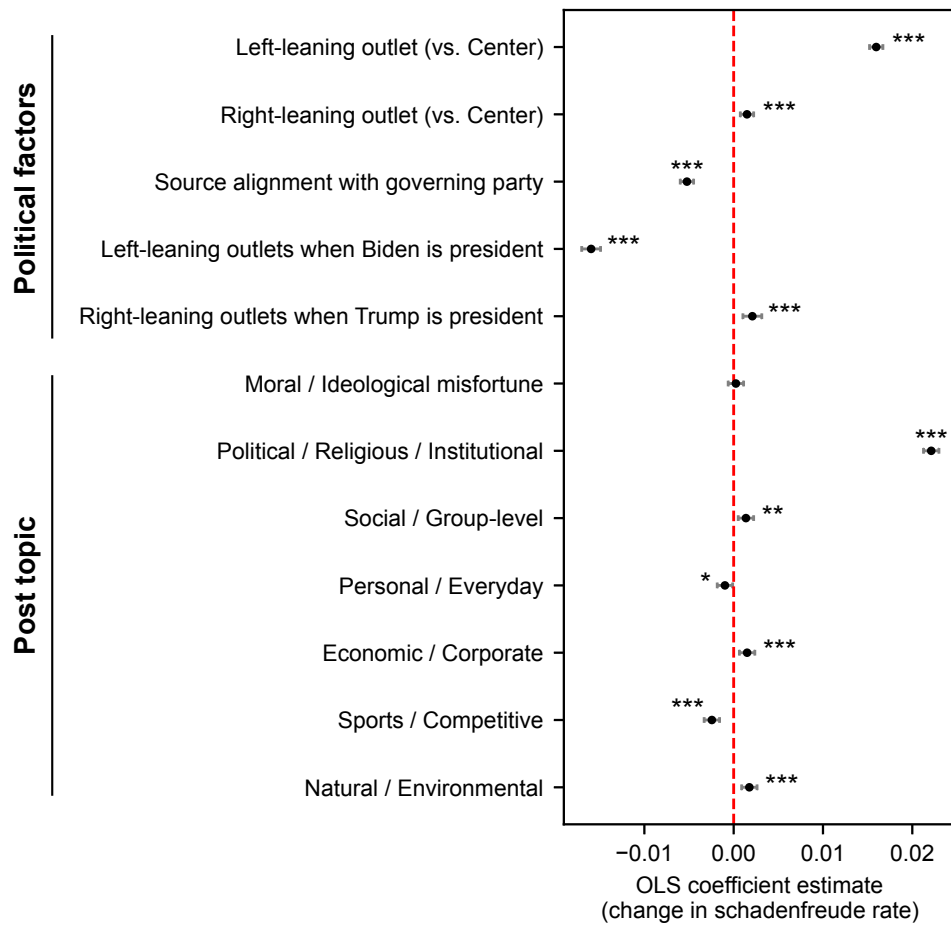


Figure 5: OLS regression estimating the schadenfreude rate as a function of the political leaning of the source of the post, the party in power when the post was made, and the topic of the post in question.

there is a Democratic president currently in office, schadenfreude in the comments of left-leaning news outlets drops sharply. In contrast, right-leaning outlets display a small but significant increase (+0.0021) when there is a Republican president in office. These findings provide quantitative evidence suggesting that schadenfreude is not merely an incidental byproduct of online polarization but a structured, context-dependent emotional signal that fluctuates with both the topic and power status of the group expressing it.

5 Discussion

Our results provide one of the most comprehensive empirical portraits to date of how schadenfreude, an emotion once largely confined to private experience, has become a visible, measurable, and socially patterned feature of online political communication. Drawing on over a decade of Facebook activity across the United States, the United Kingdom, and India, we find that posts describing misfortunes evoke a mix of empathy, outrage, fascination, and amusement. Beneath this diversity, however, lie consistent structures: expressions of schadenfreude vary systematically by ideology, national context, and topic. Together, these findings reveal how pleasure at others' suffering functions as a form of moralized and identity-driven commentary in the digital public sphere.

At a broad level, our findings show that online schadenfreude is not an occasional or fringe response but a recurring mode of affective engagement. While sadness and anger dominate reactions to misfortune posts, laughter and amusement account for a substantial share of engagement, appearing in roughly one out of every five reaction clicks and an even higher proportion of user comments. When we compare across national contexts, we find meaningful variation in emotional norms. Indian audiences exhibit the highest overall rates of schadenfreude, both in reactions and comments. In contrast, audiences in the United States and the United Kingdom show more restrained amusement, consistent with contexts where moral outrage dominates political discourse. These differences demonstrate that the same platform affordances interact with distinct cultural and media traditions to shape the emotional tenor of public communication.

Ideological patterns further clarify how schadenfreude becomes embedded in political behavior. Right-leaning audiences and outlets consistently express more amusement at others' misfortunes, in line with prior work showing that conservative communication styles often rely on ridicule or irony. Yet our regression analyses reveal a deeper asymmetry. Left-leaning outlets display what could be termed "power-compensatory" schadenfreude, where their expressions of schadenfreude intensify when politically out of

power and diminish when governing. Right-leaning outlets, by contrast, exhibit “power-licensed” schadenfreude, maintaining or even increasing when their ideological allies hold office. These patterns suggest that schadenfreude serves distinct psychological and political functions across ideological orientations—either as a coping mechanism or as a reinforcement of dominance.

Our temporal analyses suggest that schadenfreude has remained a stable, though evolving, feature of online discourse. Although national trajectories differ, rising in India, declining in the United Kingdom, and fluctuating in the United States, its persistence over time suggests that moralized amusement has become a routine emotional register through which users process public events. Rather than emerging only during moments of scandal or crisis, schadenfreude constitutes a habitual affective lens in digital communication.

Our findings carry important implications for understanding affective polarization, moral communication, and the emotional architectures of social media. First, they show that polarization operates not only through cognitive mechanisms such as selective exposure or motivated reasoning but also through emotion. Users do not merely oppose their outgroups, they often derive pleasure from those groups’ failures. This helps explain why moralized discourse online tends to escalate rather than resolve division, as the emotional gratification of witnessing an opponent’s misfortune reinforces group boundaries and inhibits empathy. Second, our results highlight how moral psychology interacts with platform design. Features such as reaction buttons, engagement-based ranking, and algorithmic amplification convert fleeting feelings into public, quantifiable signals. When laughter or mockery are rewarded through likes, shares, or visibility, derision becomes a socially legitimate form of political participation.

Third, our cross-national analysis reveals that while schadenfreude is a universal emotional capacity, its public expression is culturally mediated. In geopolitical contexts such as India, amusement at others’ misfortunes may serve as a normative form of critique. In contrast, in countries where moral outrage dominates political culture, such expressions are more likely to be stigmatized. Future research could examine how local media systems, regulatory environments, and linguistic norms shape these emotional boundaries.

5.1 Limitations

As with any large-scale analysis of social media discourse, our study is subject to several limitations. First, not all relevant user comments may have been captured. Platform moderation, user deletions, and automated activity can remove or distort portions of the comment stream. While these omissions likely

introduce random noise rather than systematic bias, they may slightly reduce our estimates of overall engagement. Second, although our text classifier performs strongly in identifying *schadenfreude*, current large language models still struggle to fully capture the subtleties of irony, sarcasm, or culture-specific humor. Differences in language use across India, the United States, and the United Kingdom may lead some expressions of amusement or empathy to be misclassified. Our measures should therefore be interpreted as behavioral indicators of emotional intent rather than direct reflections of psychological states.

Third, because our data are observational, we cannot infer causality. While we find robust associations between ideology, power status, and emotional tone, we cannot determine whether exposure to certain content causes *schadenfreude* or whether individuals predisposed to such emotions seek out particular media environments. Experimental approaches would be needed to establish causal relationships, which we leave as an avenue for future work. Fourth, our analysis focuses on public Facebook pages, which may not represent the broader audience. Users who comment on political news tend to be more engaged and polarized than average news consumers, meaning that our results likely capture the expressive core of the online public rather than its entirety. Finally, cross-national comparisons must be interpreted with caution. Differences in media regulation, language, and platform penetration can influence both the frequency and meaning of emotional expression. Future research combining multilingual annotation, qualitative contextualization, and cross-platform data would strengthen the generalizability of our findings.

Despite these limitations, the consistency of our results across multiple measures, such as reaction icons, comment text, topical domains, and regression analyses, supports our central conclusion that *schadenfreude* has become a structured, context-dependent feature of online news engagement. Rather than being an incidental byproduct of online hostility, it constitutes a measurable and enduring mode of affective participation that reflects deeper moral and political dynamics in the digital public sphere.

References

- [1] Irwin, T. *et al. Nicomachean ethics* (Hackett Publishing, 2019).
- [2] Nietzsche, F. *On the genealogy of morals and ecce homo* (Vintage, 1989).
- [3] Ben-Ze'ev, A. *The subtlety of emotions* (MIT press, 2001).
- [4] Portmann, J. *When bad things happen to other people* (Routledge, 2002).

- [5] Smith, R. H. *et al.* Envy and schadenfreude. *Personality and Social Psychology Bulletin* **22**, 158–168 (1996).
- [6] Van Dijk, W. W., Ouwerkerk, J. W., Goslinga, S., Nieweg, M. & Gallucci, M. When people fall from grace: reconsidering the role of envy in schadenfreude. *Emotion* **6**, 156 (2006).
- [7] Leach, C. W., Spears, R. & Manstead, A. S. Parsing (malicious) pleasures: Schadenfreude and gloating at others' adversity. *Frontiers in Psychology* **6**, 201 (2015).
- [8] Boyd, D. *It's complicated: The social lives of networked teens* (Yale University Press, 2014).
- [9] Papacharissi, Z. *Affective publics: Sentiment, technology, and politics* (Oxford University Press, 2015).
- [10] Marwick, A. E. & Boyd, D. I tweet honestly, i tweet passionately: Twitter users, context collapse, and the imagined audience. *New media & society* **13**, 114–133 (2011).
- [11] Messing, S. & Westwood, S. J. Selective exposure in the age of social media: Endorsements trump partisan source affiliation when selecting news online. *Communication research* **41**, 1042–1063 (2014).
- [12] Bakshy, E., Messing, S. & Adamic, L. A. Exposure to ideologically diverse news and opinion on facebook. *Science* **348**, 1130–1132 (2015).
- [13] Highfield, T. *Social media and everyday politics* (John Wiley & Sons, 2017).
- [14] Berger, J. & Milkman, K. L. What makes online content viral? *Journal of marketing research* **49**, 192–205 (2012).
- [15] Brady, W. J., Wills, J. A., Jost, J. T., Tucker, J. A. & Van Bavel, J. J. Emotion shapes the diffusion of moralized content in social networks. *Proceedings of the National Academy of Sciences* **114**, 7313–7318 (2017).
- [16] Prior, M. *Post-broadcast democracy: How media choice increases inequality in political involvement and polarizes elections* (Cambridge University Press, 2007).
- [17] Stroud, N. J. *Niche news: The politics of news choice* (Oxford University Press, 2011).

- [18] Iyengar, S. & Westwood, S. J. Fear and loathing across party lines: New evidence on group polarization. *American journal of political science* **59**, 690–707 (2015).
- [19] Abramowitz, A. I. & Webster, S. The rise of negative partisanship and the nationalization of us elections in the 21st century. *Electoral Studies* **41**, 12–22 (2016).
- [20] Cushion, S. *The democratic value of news: Why public service media matter* (Bloomsbury Publishing, 2017).
- [21] Maria, S. & Robert, F. *Brexitland: Identity, Diversity and the Reshaping of British Politics* (Cambridge University Press, Cambridge, 2020).
- [22] Dubois, E. & Blank, G. The echo chamber is overstated: the moderating effect of political interest and diverse media. *Information, communication & society* **21**, 729–745 (2018).
- [23] Newman, N., Fletcher, R., Schulz, A., Andi, S. & Nielsen, R. K. Reuters institute digital news report 2021. Tech. Rep., Reuters Institute for the Study of Journalism, Oxford (2021).
- [24] Pal, J. Banalities turned viral: Narendra modi and the political tweet. *Television & New Media* **16**, 378–387 (2015).
- [25] Udupa, S. Nationalism in the digital age: Fun as a metapractice of extreme speech. *International Journal of Communication* 3143–3163 (2019).
- [26] Feather, N. T. Judgments of deservingness: Studies in the psychology of justice and achievement. *Personality and Social Psychology Review* **3**, 86–107 (1999).
- [27] Van Dijk, W. W., van Koningsbruggen, G. M., Ouwerkerk, J. W. & Wesseling, Y. M. Self-esteem, self-affirmation, and schadenfreude. *Emotion* **11**, 1445 (2011).
- [28] Tajfel, H., Turner, J., Austin, W. G. & Worchel, S. An integrative theory of intergroup conflict. *Intergroup relations: Essential readings* 94–109 (2001).
- [29] Brewer, M. B. The psychology of prejudice: Ingroup love and outgroup hate? *Journal of social issues* **55**, 429–444 (1999).

- [30] Pettigrew, T. F. & Tropp, L. R. Does intergroup contact reduce prejudice? recent meta-analytic findings. In *Reducing prejudice and discrimination*, 93–114 (Psychology Press, 2013).
- [31] Takahashi, H. *et al.* When your gain is my pain and your pain is my gain: neural correlates of envy and schadenfreude. *Science* **323**, 937–939 (2009).
- [32] Kramer, A. D., Guillory, J. E. & Hancock, J. T. Experimental evidence of massive-scale emotional contagion through social networks. *Proceedings of the National Academy of Sciences* **111**, 8788–8790 (2014).
- [33] Vosoughi, S., Roy, D. & Aral, S. The spread of true and false news online. *science* **359**, 1146–1151 (2018).
- [34] Shifman, L. *Memes in digital culture* (MIT press, 2013).
- [35] Milner, R. M. *The world made meme: Public conversations and participatory media* (mit Press, 2018).
- [36] Garrett, R. K. Echo chambers online?: Politically motivated selective exposure among internet news users. *Journal of computer-mediated communication* **14**, 265–285 (2009).
- [37] Eady, G., Nagler, J., Guess, A., Zilinsky, J. & Tucker, J. A. How many people live in political bubbles on social media? evidence from linked survey and twitter data. *Sage Open* **9**, 2158244019832705 (2019).
- [38] Boxell, L., Gentzkow, M. & Shapiro, J. M. Greater internet use is not associated with faster growth in political polarization among us demographic groups. *Proceedings of the National Academy of Sciences* **114**, 10612–10617 (2017).
- [39] Bail, C. A. *et al.* Exposure to opposing views on social media can increase political polarization. *Proceedings of the National Academy of Sciences* **115**, 9216–9221 (2018).
- [40] Centola, D. The spread of behavior in an online social network experiment. *science* **329**, 1194–1197 (2010).
- [41] Brady, W. J., McLoughlin, K., Doan, T. N. & Crockett, M. J. How social learning amplifies moral outrage expression in online social networks. *Science Advances* **7**, eabe5641 (2021).

- [42] Sunstein, C. R. *Republic: Divided democracy in the age of social media* (Princeton university press, 2018).
- [43] Bail, C. *Breaking the social media prism: How to make our platforms less polarizing* (Princeton University Press, 2022).
- [44] Gillespie, T., Boczkowski, P. J. & Foot, K. A. *Media technologies: Essays on communication, materiality, and society* (MIT Press, 2014).
- [45] Pariser, E. *The filter bubble: How the new personalized web is changing what we read and how we think* (Penguin, 2011).
- [46] Phillips, W. *This is why we can't have nice things: Mapping the relationship between online trolling and mainstream culture* (Mit Press, 2015).
- [47] Das, S. Laughing bodies and the tickle machine: understanding the youtube pipeline through alt-right humour. *Journal for Cultural Research* **27**, 391 – 405 (2023).
- [48] Katja, F., Frank, G. & Christine, U. It just feels right. visibility and emotion norms in right-wing populist storytelling. *International Political Sociology* (2022).
- [49] Wood, A. & Niedenthal, P. Developing a social functional account of laughter. *Social and Personality Psychology Compass* **12** (2018).

A Appendix

Post Classification Prompt

Analyze the following social media post to determine whether it describes ****misfortune**** or a ****negative event**** in regards to a specific individual, group or thing being talked about in the text.

Given that our goal is to identify Schadenfreude behaviour, we are interested in identifying posts that reflect misfortune or negative events and that could lead to Schadenfreude in comments.

Given this post, if a comment depicts joy or happiness, and you think it would be depicting schadenfreude, classify it as "Misfortune" and provide a brief explanation for the classification.

Classify as "Misfortune":

If the post reflects ****any misfortune or recovery from misfortune**** for someone or something

If it implies any misfortune or negative event surrounding an individual/group/thing as the subject,

If there is no subject in question and there is talk about a distressing situation or misfortune event, classify it as ****"Misfortune."****

If there are subjects in the text and there is talk about a distressing situation or misfortune event, mention the subject it is affecting, classify it as ****"Misfortune."**

Do not assume that the event is misfortune unless a negative aspect is mentioned so **** General complaints or dissatisfaction. Criticism, negative opinions, or general bad news unrelated to a specific individual. Predictable or avoidable negative outcomes.**

Classify as "No Misfortune":

If it is comments or talk about simply something bad that someone did and not something bad that happened with someone.

If there are no claims, interactions, or discourse that result in harm or adverse outcomes for a subject.

If it only contains neutral or positive interactions that do not suggest a loss or setback.

If the post qualifies as misfortune, classify it under one of these categories:

Accidental Events: Mishaps, errors, or technical failures (e.g., accidental drops, technical malfunctions, or natural disruptions).

Uncontrollable Setbacks: External disruptions beyond personal control (e.g., weather delays, system outages, or cancellations).

Random Unfortunate Occurrences: Chance events or coincidences causing harm (e.g., losing items, bad timing, or unforeseen obstacles).

Harmful Actions or Events: Intentional or direct harm inflicted on someone (e.g., assaults, thefts, or deliberate harm resulting in distress).

Do not assume something implies misfortune, simply interpret within the context of the text

Here are few shot examples:

Figure 6: Prompt for Misfortune Post Classification

Table 2: Performance Metrics for each class

Class	Precision	Recall	F1-Score
Toxic	83.3%	92.9%	87.9%
Sympathetic	94.1%	85.3%	89.5%
Neutral	87.9%	80.6%	84.1%
Unknown	86.5%	94.1%	90.1%

Prompt 1 for Post-Comment Pair Classification

Classify the comment in relation to the post as one of: Toxic, Sympathetic, Neutral, or Unknown.

Post: "POST_TEXT"

Comment: "COMMENT_TEXT"

Figure 7: First Prompt for Post-Comment Pair Classification

Prompt 2 for Post-Comment Pair Classification

You are a classifier that determines the stance and tone of a comment in relation to a given post.
You must classify the comment into one of the following categories:

- Toxic → contains insults, harassment, hate, or harmful language.
- Sympathetic → expresses empathy, support, or kindness toward the post or its author.
- Neutral → neither toxic nor sympathetic; factual, indifferent, or unrelated.
- Unknown → unclear, ambiguous, or insufficient information to classify.

Read both the post and the comment carefully.

Respond with ****only one category****: Toxic, Sympathetic, Neutral, or Unknown.

Post: "POST_TEXT"

Comment: "COMMENT_TEXT"

Figure 8: Second Prompt for Post-Comment Pair Classification

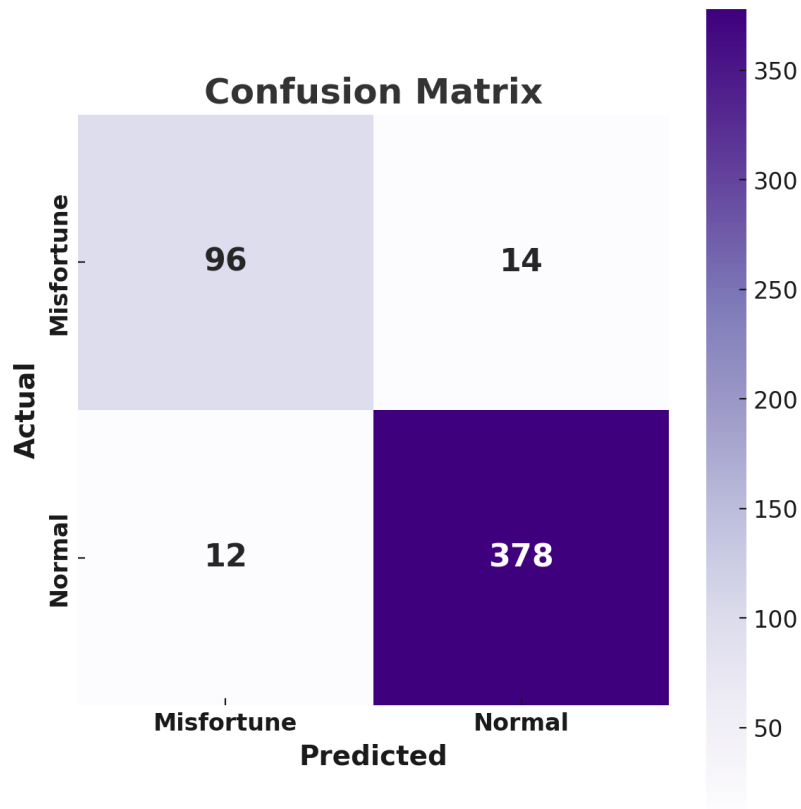


Figure 9: Confusion matrix for Misfortune Post Classification

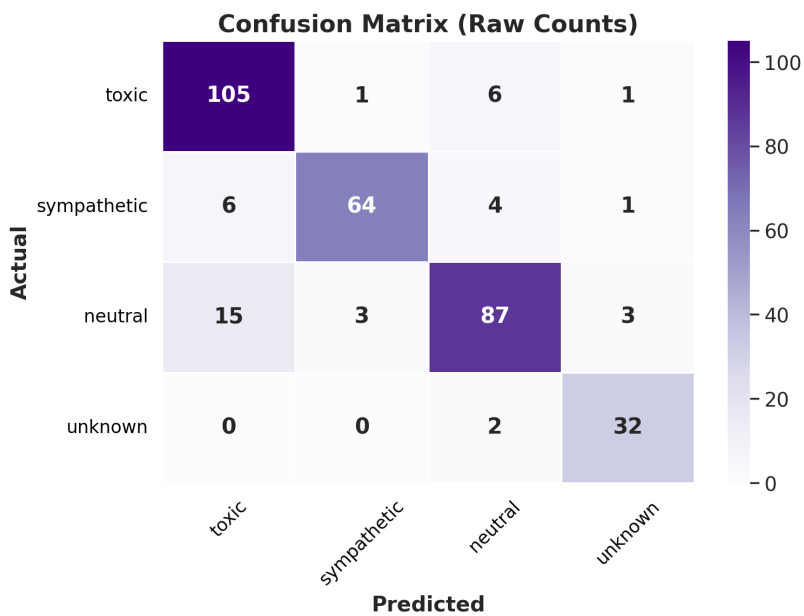


Figure 10: Confusion matrix for Post-Comment Pair Classification

Country Leaning	India			UK			USA		
	C	L	R	C	L	R	C	L	R
Topic									
Celebrity and Cultural	99	153	90	43	146	455	25	268	96
Economic and Corporate	94	64	69	166	159	285	262	189	122
Moral or Ideological	50	49	175	46	55	210	13	150	62
Natural and Environmental	178	132	32	233	282	275	144	465	164
Personal or Everyday	90	77	62	6	128	500	9	129	110
Political, Religious, and Institutional	1054	637	1930	709	810	496	193	1190	649
Social and Group-Level	121	77	144	138	179	161	39	182	135
Sports and Competitive	45	26	14	39	43	64	2	59	33

Table 3: The number of posts falling into each topic category for each country-leaning pair.

Topic	Example post
Natural and Environmental Misfortune	Health watchdogs have warned people to thoroughly wash mixed salad leaves after the food item appeared to be the source of an outbreak of E coli food poisoning that has so far infected 151 people in Britain, leaving two of them dead
Political, Religious, and Institutional Misfortune	A Florida assistant state attorney was suspended Friday for posting an offensive Facebook rant about Orlando in the hours after the mass shooting at a gay nightclub
Other	Ohio Toddler Drowns on Same Day Mother Gives Birth
Social and Group-Level Misfortune	Federal pandemic unemployment benefits have just expired, affecting 7,500,000 people
Moral or Ideological Misfortune	Kyle Rittenhouse, the Illinois teen charged with fatally shooting two protesters during demonstrations and unrest in Wisconsin following the police shooting of Jacob Blake, was ordered extradited to that state Friday
Celebrity and Cultural Misfortune	Josh Duggar, whose family became the subject of a TLC reality show in 2008, was charged with receiving and possessing child pornography in Arkansas on Friday
Economic and Corporate Misfortune	The jury ordered Johnson & Johnson to pay \$72 million of damages to the family of a woman whose death from ovarian cancer was linked to her use of the companys talc-based Baby Powder and Shower to shower for several decades
Sports and Competitive Misfortune	Pentathlon favourite rides around in tears as her horse refuses to jump
Personal or Everyday Misfortune	Landlord fined for dumping tenants belongings in the street and changing locks

Table 4: Examples of a post falling into each topic category

Topic Classification Prompt

You are an expert annotator analyzing online news articles and social media posts that describe events involving misfortune or failure. Your task is to classify the following post into one or more types of misfortune that could elicit schadenfreude (pleasure at another's misfortune).

Instructions:

1. Carefully read the post text.
2. Identify what kind of misfortune it describes.
3. Assign one or more of the categories below that best fit the described event(s).

Categories of Misfortune (with examples)

1. Political, Religious, and Institutional Misfortune

Example: "The Prime Minister resigns after a corruption scandal."

Failures or losses involving politicians, parties, governments, or public institutions.

2. Economic and Corporate Misfortune

Example: "Tesla's stock crashes 30% after safety concerns."

Downturns, bankruptcies, or scandals involving companies, markets, or wealthy elites.

3. Natural and Environmental Misfortune

Example: "A typhoon devastates coastal Japan."

Disasters or environmental crises not caused by direct human actions.

4. Celebrity and Cultural Misfortune

Example: "A famous actor is dropped from a film after a cheating scandal."

Failures or embarrassments of public figures in entertainment or pop culture.

5. Sports and Competitive Misfortune

Example: "Manchester United eliminated in the first round."

Losses, scandals, or humiliations in athletic or competitive contexts.

6. Social and Group-Level Misfortune

Example: "A nationalist rally draws only a handful of supporters."

Failures or crises affecting collectives (nations, movements, ideological groups).

7. Personal or Everyday Misfortune

Example: "A viral video shows an influencer tripping onstage."

Individual mishaps, public embarrassments, or small-scale personal failures.

8. Moral or Ideological Misfortune

Example: "An anti-vaccine influencer is hospitalized with COVID-19."

Events where suffering is perceived as poetic justice or hypocrisy exposed.

9. Other

Below is the text of the post:

[[POST TEXT]]

Figure 11: Prompt for Misfortune Topic Classification