

ConStruM: A Structure-Guided LLM Framework for Context-Aware Schema Matching

Houming Chen
University of Michigan
Ann Arbor, MI, USA
houming@umich.edu

Zhe Zhang
University of Michigan
Ann Arbor, MI, USA
zhezxx@umich.edu

H. V. Jagadish
University of Michigan
Ann Arbor, MI, USA
jag@umich.edu

ABSTRACT

Column matching is a central task in reconciling schemas for data integration. Column names and descriptions are valuable for this task. LLMs can leverage such natural-language schema metadata. However, in many datasets, correct matching requires *additional evidence beyond the column itself*. Because it is impractical to provide an LLM with the entire schema metadata needed to capture this evidence, the core challenge becomes to select and organize the most useful contextual information.

We present **ConStruM**, a structure-guided framework for *budgeted evidence packing* in schema matching. ConStruM constructs a lightweight, reusable structure in which, at query time, it assembles a small *context pack* emphasizing the most discriminative evidence. ConStruM is designed as an *add-on*: given a shortlist of candidate targets produced by an upstream matcher, it augments the matcher’s final LLM prompt with structured, query-specific evidence so that the final selection is better grounded. For this purpose, we develop a *context tree* for budgeted multi-level context retrieval and a *global similarity hypergraph* that surfaces groups of highly similar columns (on both the source and target sides), summarized via group-aware differentiation cues computed online or precomputed offline. Experiments on real datasets show that ConStruM improves matching by providing and organizing the right contextual evidence.

1 INTRODUCTION

Schema matching—aligning semantically equivalent columns across datasets—is a foundational problem in data integration [2, 5, 21]. When done well, it unlocks reliable analytics, migration, and integration across widely varied data sources. Large language models (LLMs) are an appealing backbone for this task because they can leverage natural-language schema metadata [17, 20, 23, 24, 28]. Yet, in many real datasets, semantic correctness depends on *evidence beyond the column itself*: where the column sits in the schema, what neighbors co-occur with it, lightweight relations (e.g., form/survey routing or simple cross-references), and how it contrasts with other plausible candidates.

Motivating example. Consider the CHARTEVENTS table in MIMIC-III [11], a widely used critical care dataset. Two time fields are easy to confuse from names alone: CHARTTIME (when an observation was made) and STORETIME (when it was entered). In the documentation used by our benchmark, CHARTTIME is described generically as “records the time at which an observation was made”, while its sibling STORETIME provides the discriminative clue that it “records the time at which an observation was manually input or manually validated by a member of the clinical staff.” Now suppose an upstream matcher proposes two plausible targets: observation_time

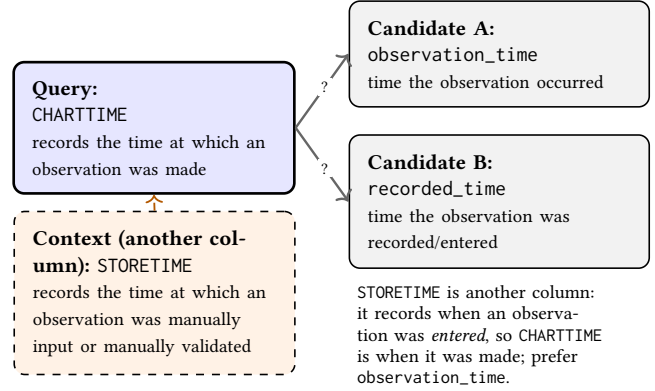


Figure 1: A context-critical schema-matching example from MIMIC-III: CHARTTIME is ambiguous between “time observed” and “time recorded/entered” targets; the sibling column STORETIME provides the clue to choose the right meaning.

(time observed) and recorded_time (time recorded/entered). If the model only sees CHARTTIME, both candidates can look plausible; including STORETIME provides the missing context needed to disambiguate them (Figure 1).

This example is not an isolated corner case. In many real schemas, column semantics cannot be determined in isolation. The discriminative evidence needed for correct matching often lies outside the column itself and may be distributed across the schema.

A natural response is to expose the LLM to more context by providing the full source and target schemas in the prompt and asking it to reason over the complete picture [20]. However, this *global prompting* strategy breaks down in practice. Realistic schemas can contain hundreds or thousands of attributes, making full-schema prompts infeasible under realistic context budgets. More importantly, even when long-context models are used, LLMs do not always reliably use the *right* information when it is buried inside large prompts [1, 14], and schema-matching experiments similarly find that increasing prompt scope is not consistently beneficial [20].

As a result, most existing systems adopt a pragmatic alternative: *local prompting*. While these systems differ in their overall pipelines and auxiliary mechanisms [17, 23, 24, 28], the LLM is typically asked to reason over a small number of columns at a time, using column names and descriptions and, in some cases, additional table-level text such as the table description. In settings like the motivating example above, where correct interpretation depends on broader schema context, this formulation forces the model to decide without seeing the specific outside-column cues that resolve the ambiguity.

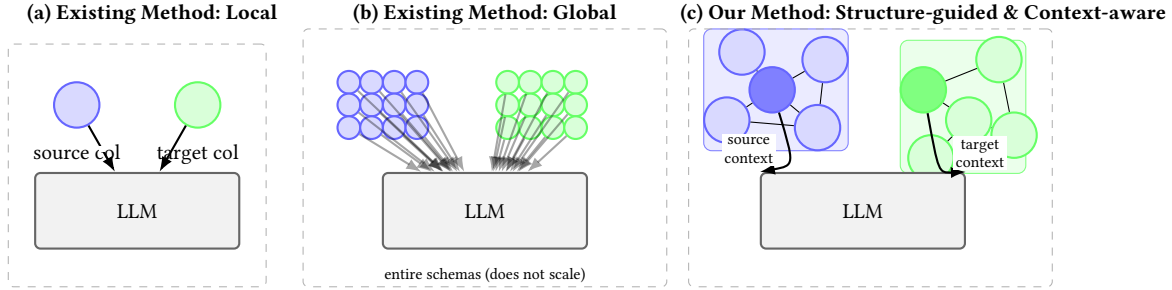


Figure 2: Three approaches to LLM-based schema matching. (a) *Local*: the LLM reasons over an isolated source–target column pair, with little or no additional context. (b) *Global*: the LLM is provided with the full source and target schemas in a single prompt. (c) *Structure-guided (our approach)*: schema-derived structure is used to assemble, for each query column, a compact, query-specific set of contextual evidence that is supplied to the LLM for matching.

Our perspective: context-critical schema matching as evidence packing. In the subset of schema matching problems where beyond-column evidence is essential, the goal is not to show *more* text, but to *select and organize* a compact set of evidence that is maximally useful for disambiguation. We call this compact, query-specific bundle a *context pack*.

We develop **ConStruM**, a structure-guided framework for constructing context packs for schema matching. ConStruM constructs explicit intermediate structure over the schema, and uses it to assemble query-specific context packs that are supplied to the final matching decision. Figure 2 situates ConStruM among common prompting strategies for LLM-based schema matching—*local*, *global*, and our *structure-guided* approach—and illustrates how ConStruM bridges the gap by assembling a compact, query-specific context pack instead of pasting the full schema.

Add-on workflow (high level). ConStruM is not an end-to-end schema matcher. Instead, it is best viewed as an add-on to the local pipeline described above, supplying additional structured context when column-level evidence alone is insufficient. Importantly, this form of contextual augmentation fits naturally with existing matching methods: it introduces additional evidence at the point of comparison, without interfering with how those methods operate. ConStruM performs offline preprocessing to construct intermediate data structures, including a context tree over schema elements and a global similarity hypergraph. At use time, an upstream method proposes a set of plausible target columns for a source column. ConStruM then queries these data structures to assemble a context pack, consisting of multi-level schema context and explicit contrast among confusable columns. This context pack is appended to the matching prompt, enabling more reliable disambiguation.

Of course, selecting the appropriate query-specific context is easier said than done. A tempting baseline is to treat the *entire table* (or documentation section) as context, but this can be either too large to be useful or too coarse to resolve ambiguity among near-duplicate candidates scattered across a schema. In practice, the most useful evidence is *multi-level*: provide a coarse-to-fine view that pairs a small amount of local evidence with progressively higher-level summaries. Finally, disambiguation is inherently *comparative*: when several candidates look similar, the prompt should encourage

explicit contrast among them rather than evaluating each candidate in isolation.

We instantiate ConStruM with two lightweight data structures that directly target these needs: (i) a *context tree* that encodes hierarchical schema neighborhoods and supports budgeted retrieval of a compact multi-level context pack for any column, and (ii) a *global similarity hypergraph* that surfaces groups of highly similar columns (on both source and target sides) so the prompt can present confusable options together, augmented with concise group-wise differentiation cues (computed on demand or precomputed offline).

We evaluate ConStruM on the MIMIC-2-OMOP benchmark introduced by ReMatch [24] and on a *new* context-stress benchmark that we construct from HRS Employment (a longitudinal survey dataset; Section 7.1), which we call **HRS-B**. On **HRS-B**, ConStruM achieves 0.935 accuracy, compared to 0.503 for ReMatch, suggesting that budgeted beyond-column evidence can be important in this setting; on MIMIC-2-OMOP, ConStruM remains competitive.

Contributions.

- **Perspective + add-on framework.** We study context-critical schema matching as an *evidence packing* problem and propose **ConStruM**, a structure-guided context module that can be attached to existing LLM-based matchers. ConStruM builds compact context packs via a tree-based context index and a global similarity hypergraph for candidate grouping and differentiation cues.
- **Benchmark.** We introduce **HRS-B**, a new context-stress benchmark for beyond-column disambiguation based on the well-known HRS Employment dataset (Section 7.1), designed so that near-duplicate fields are separated in the column order and matching depends on neighborhood cues rather than surface string similarity.
- **Results + ablations.** On **HRS-B**, ConStruM achieves 0.935 accuracy, compared to 0.503 for ReMatch; on MIMIC-2-OMOP [24], ConStruM achieves 59.69% Top-1 accuracy (and 76.92% Top-3 / 82.05% Top-5), and ablations isolate the contribution of multi-level contextual evidence and explicit contrast among confusable columns.

2 PROBLEM SETTING AND PRELIMINARIES

Task. We study *column-level schema matching* between a *source* schema and a *target* schema. Let $S = \{s_1, \dots, s_m\}$ and $T = \{t_1, \dots, t_n\}$ denote the sets of columns in the respective schemas. Each column $x \in S \cup T$ is associated with intrinsic metadata (e.g., name and optional description). In addition, schemas often provide lightweight structure that can be used as context, such as table/section membership, key relationships, and (when a meaningful presentation order exists) local neighborhoods induced by that order (e.g., documentation order, form order, or survey instrument order). We also assume the source and target schemas (and their metadata/structure) may be preprocessed (e.g., embedded or indexed) and then reused across many match queries. At use time, the input is a single source column $s \in S$, and the task is to select a semantically equivalent target column $t \in T$. Equivalently, over all source columns this yields a mapping $M : S \rightarrow T$; we focus on a *forced-choice selection* setting where every s selects exactly one t . We do not require M to be globally one-to-one unless enforced by a downstream application.

Remark (pairwise scoring vs. selection). An alternative formulation assigns a compatibility score $f(s, t)$ to each pair and then selects a match by $\arg \max_{t \in T} f(s, t)$. In this paper we directly define and evaluate the selection problem $M : S \rightarrow T$, consistent with our benchmarks and evaluation protocol.

Example. Consider:

- **Source columns:** name, zip_code.
- **Target columns:** customer_name, postal_code.

After preprocessing S and T (e.g., indexing/embedding T), a query might take $s = \text{zip_code}$ as input and output $t = \text{postal_code}$.

3 METHOD OVERVIEW

3.1 Context as Add-on Evidence

Many LLM-based schema matchers, despite differing in upstream retrieval or multi-stage reasoning, share a common *decision-time pattern*: given a query/source column s and a small shortlist of plausible target candidates C_0 , the final step is a single LLM call that selects one target from C_0 (e.g., ReMatch [24] and Matchmaker [23]). In this final step, the LLM functions as an *evidence aggregator*: it commits to a choice by synthesizing the evidence presented in the prompt.

If the final choice is evidence-driven, then any information that is useful for disambiguation can be supplied as *additional decision-time evidence*—without modifying how C_0 was produced. Contextual augmentation is therefore inherently add-on: it strengthens the final decision by enriching the evidence available for s and candidates in C_0 , while leaving upstream candidate generation untouched.

3.2 When to Compute Schema Context

Once context is treated as decision-time evidence, it becomes unnecessary—and often undesirable—to compute all such evidence only at query time, after (s, C_0) is observed. Schema context is a schema-level resource: it is structural and reused across repeated match queries on the same schemas. This naturally leads to a separation between offline preprocessing and online query-time instantiation.

Offline preprocessing. Offline preprocessing should compile reusable schema context into intermediate data structures that can be amortized across many queries, potentially using LLM calls for summarization or abstraction.

Online instantiation. Online matching should *address* these offline data structures with the specific (s, C_0) at hand, instantiating only a compact subset that fits the prompt budget—a *context pack* tailored to the decision among candidates.

3.3 The Intermediate Data Structure

The remaining question is what properties these intermediate data structures must satisfy so that online instantiation produces useful evidence under a fixed prompt budget. Two recurring failure modes can be understood as limitations of naive context organization, and they translate directly into representational requirements.

Context must be selected and organized under a prompt budget. Because the context pack must fit in a bounded prompt, the intermediate data structures should support hierarchical, coarse-to-fine scope instantiation: broad schema context can be summarized compactly, and finer detail can be allocated only where it is most diagnostic for the decision.

Confusable alternatives require contrast. When alternatives are close, similarity-based reasoning becomes intrinsically underdetermined unless the decision is framed as an explicit comparison that exposes the axes of difference. This applies both within C_0 and around s , whose intended meaning may only be recoverable by contrast with a sibling or near-duplicate. The intermediate data structures should therefore surface *sets* of confusable alternatives around s and within C_0 , and provide compact contrast cues so the decision-time prompt can place close options side-by-side.

3.4 The ConStruM Framework

ConStruM organizes schema context into two complementary data structures built during offline preprocessing. A *context tree* supports hierarchical, coarse-to-fine context organization (Section 4), while a *global similarity hypergraph* captures groups of confusable alternatives to enable contrastive reasoning (Section 5). At match time, these offline-built structures are used to assemble a compact *context pack* for (s, C_0) , which is appended to the final decision prompt as additional evidence (Section 6).

4 TREE-BASED CONTEXT MODULE

4.1 Motivation: multi-level context via hierarchical retrieval

In realistic schemas, a column’s meaning often depends on both its immediate neighborhood and broader schema organization. Simply appending large neighborhoods to the prompt is often ineffective: it can exceed practical budgets and can introduce irrelevant noise that obscures the most discriminative cues. We do not take a position on long-context prompting versus retrieval-augmented pipelines; our focus is on producing a *query-specific, structured* view of context that fits a prompt budget and is easy for the model to navigate.

Intuition (analogy). This is similar to debugging an unfamiliar query in a large database system: looking only at a single operator

or predicate is rarely enough, but dumping the entire schema and workload context is overwhelming. Instead, practitioners rely on a coarse-to-fine view—high-level scope (which subsystem/table family is involved) plus local details (relevant attributes, keys, and constraints) that are most diagnostic for the question at hand. Schema matching under a prompt budget has the same shape: we want to provide a small amount of information at multiple granularities so the model can infer scope and meaning without being flooded by irrelevant details.

Under a fixed prompt budget, we must therefore decide *how much* context to include. Too little context can omit necessary scope cues; too much context wastes budget and buries the relevant evidence. Our key intuition is that useful context is inherently *multi-resolution*: broad scope can be summarized coarsely, while local neighborhoods can be described more precisely, keeping the amount of information at each level comparable.

We realize this idea with a *context tree*, a hierarchical index over the schema. Related structures are also used in tree-based retrieval-augmented generation (RAG) approaches (e.g., RAPTOR [22]). Leaves correspond to individual *columns*. Internal nodes store natural-language summaries at increasing granularity: lower nodes summarize smaller spans of columns, while higher nodes summarize larger spans. At query time, ConStruM retrieves a *column-to-root lineage* of summaries, giving the LLM a coarse-to-fine view of relevant context under a fixed prompt budget (Figure 3). This lineage is the backbone of the compact *context pack* that we feed to the downstream matching decision (Section 6; detailed in Section 4 below).

4.2 Construction: turning a database into a context tree

So far, the goal is to build a tree that can be queried to retrieve multi-level evidence for a column. The immediate obstacle is that a schema is not a single document—it is a collection of *tables*, and most of the strongest locality signals live within tables. At the same time, treating each table in isolation is too narrow: related tables should contribute shared, higher-level scope.

We therefore construct one database-wide context tree (Figure 3) in two stages. First, we turn *each table* into a small tree whose leaves are columns and whose internal nodes summarize progressively broader within-table regions. When a meaningful presentation order exists (e.g., documentation or survey/form order), we use it as a lightweight continuity signal; otherwise we fall back to order-free grouping. Second, we organize tables themselves by clustering the resulting per-table trees into a database-level hierarchy, repeatedly merging the most related trees under a new parent until a single root remains.

This “tree of trees” construction naturally handles uneven table sizes: small tables yield shallow subtrees, while very wide tables require deeper, multi-pass construction (detailed next) before they can be integrated at the database level.

4.3 Step 1: turn each table into a tree

Each table becomes its own small subtree: leaves are columns and internal nodes are natural-language summaries of progressively broader within-table scope. When a meaningful order exists (e.g.,

documentation or survey/form order), we preserve it; otherwise we treat the table as order-free and use any stable listing only for batching. *Small* tables are straightforward: a table root summary plus one leaf per column. The harder case is *wide* tables, which may not fit into one LLM prompt; for these we build a deeper hierarchy via recursive, coarse-to-fine chunking.

Wide tables: recursive chunking into a multi-level tree. When a table is wide, our goal is to build a *coarse-to-fine* within-table hierarchy that can later provide both local neighborhood cues and higher-level scope. Since wide tables may exceed an LLM context window, we build the within-table tree in four stages. Stages 1–2 build a budget-feasible *global picture* of the table (from windowed batches and sparse samples); Stage 3 converts this evidence into a compact *grouping plan*; and Stage 4 (optional) refines boundaries when a meaningful order exists. We then recurse on any resulting group/span that is still too large, yielding multiple levels of increasingly coarse within-table summaries.

Stage 1: windowed batch summaries. We scan the columns in prompt-sized windows and ask the LLM to write a short summary/theme for each window (contiguous ranges for ordered tables; fixed-size batches for unordered tables).

Stage 2: global theme and flow inference. In parallel, we obtain a complementary global view from sparse table-wide evidence: using evenly spaced (or random) samples, an LLM infers the overall theme and, when meaningful, a coarse topical progression. Together, Stages 1–2 provide a compressed, table-level view under input-length limits, which helps stabilize labels and reduces drift across local windows.

Stage 3: unified conceptual map. We synthesize the window summaries and sampled evidence into a *canonical* conceptual map: a compact set of semantic groups with standardized labels. Here we control the coarse granularity of the within-table tree: we target a fan-out of roughly b child groups per split and enforce a minimum group size m to avoid tiny fragments. For ordered tables, groups correspond to contiguous spans; for unordered tables, groups are sets of columns (with an optional induced ordering for presentation).

Stage 4 (optional; ordered tables): boundary refinement and alignment. When order is meaningful and we want clean contiguous spans, we scan the table again in prompt-sized windows and align each window to the conceptual map, refining where a new chunk begins. We optionally enforce a switch budget s to avoid oscillatory boundary decisions.

Recursion and stopping. After Stage 3 (and Stage 4 when applicable), we recurse on any resulting group/span that still exceeds a leaf budget B (maximum columns per leaf); B determines the stopping condition and thus the overall tree height.

In practice, this procedure yields stable contiguous spans and supports multi-level recursion even for very wide tables.

4.4 Step 2: cluster per-table trees into one database tree

After Step 1, we have a collection of per-table trees (deep ones for wide tables, shallow ones for small tables). The most direct way to make them “one structure” is to introduce a single super-root and attach every table root as its child. However, that construction is nearly flat for real databases: the super-root has many children

Context tree + lineage context pack (example)

Depth varies; only a few levels shown

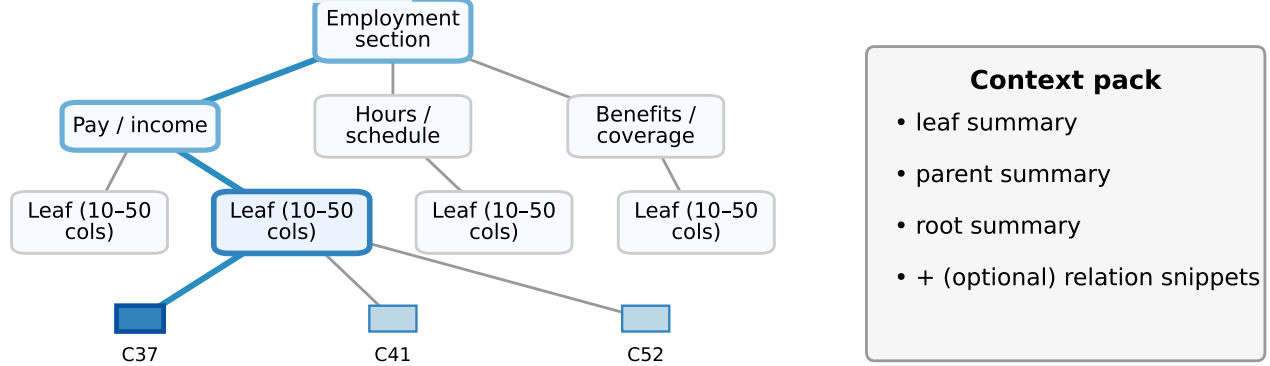


Figure 3: Multi-level context retrieval with a context tree (depth varies by dataset; we show three levels for readability). For a query column, ConStruM retrieves a column-to-root lineage of increasingly coarse summaries, providing both local cues and broader schema context under a fixed prompt budget.

and provides little reusable, intermediate context. At match time, it forces an awkward choice between staying within one table (too narrow when relevant evidence is spread across related tables) and pulling in many unrelated tables (too broad to be helpful).

Step 2 builds a database-level hierarchy that creates those missing intermediate layers. Each per-table tree is represented by a compact text summary at its root (for wide tables, this is the top-level within-table summary; for small tables, it is the table description/summary node). We embed these root summaries and then perform hierarchical clustering to group semantically related tables. The database tree is built bottom-up by repeatedly merging a small set of the most related trees under a new parent, and asking an LLM to write a short summary for that parent. As merging repeats, internal nodes become increasingly broad “modules” of tables, yielding a multi-level path from any column to a single database root.

The distance threshold δ controls the granularity of these modules. It prevents unrelated tables from being merged into vague parents, while also avoiding a tree that is so fine-grained that it degenerates into the flat super-root forest. Smaller δ yields more conservative merges and a deeper hierarchy; larger δ yields more aggressive merges and a shallower hierarchy.

Resulting database tree. The output is a single connected tree whose leaves are columns. Within-table nodes capture local-to-coarse context inside each table, and clustering nodes capture coarse context across groups of tables.

What lineage means after unification. After construction, a column’s lineage is always well-defined. It starts at the column, moves upward through within-table summaries, reaches the table-level root summary, and then continues upward through clustering summaries (increasingly broad groups of tables) until reaching the database root. This is exactly the column-to-root lineage retrieved in Figure 3.

4.5 Sibling relation annotations (optional)

The tree already captures containment, and parent summaries often explain the shared topic of a region. At match time, what matters is sometimes not “what is this region about?” but “how do these parts relate?”. Sibling groups can be connected by directed, pair-specific links—one introduces definitions used by another, one adds applicability conditions, or one is derived from another (e.g., after adjustments). Parent summaries are meant to be compact descriptions of shared scope, so they rarely enumerate such internal links; trying to do so bloats the summary or makes it vague. So, after splitting a node into children we optionally infer a few short, directed relation snippets between sibling groups (e.g., “A defines terms used by B” and “B is derived from A after adjustments”) with 1–2 sentence explanations.

4.6 Context retrieval: building a compact context pack

Up to this point, we have described how the context tree is constructed; what remains is how it is turned into evidence that can be inserted into a match prompt. Given a query column (and likewise for each candidate), ConStruM retrieves a compact *context pack* that fits a fixed prompt budget. The pack is a single text block that combines (i) a **column-to-root lineage** of summaries (Figure 3) and (ii) a small number of selected **relation snippets** (e.g., sibling relations) when they are informative. The lineage carries both local cues and progressively broader scope, while the relation snippets capture cross-part links that are easy to miss in a pure containment summary.

Example (abbreviated).

Column: [query column]
 Description: [short description]
 Q_CONTEXT
 Path to root (summaries):

- [1] Query column: [leaf/local summary]
 - [2] Parent summary: [broader span summary]
 - [3] Higher-level summary: [table/module-level scope]
 - [...] Dataset summary: [dataset-level scope cues]
- Relation snippets (selected):
- [this span elaborates the previous span]
 - [this span defines terms used by that span]
 - [this span applies only under specific applicability conditions]

5 SIMILARITY-GROUP DIFFERENTIATION MODULE

5.1 Motivation: helping the LLM distinguish near-duplicates

Real schemas can contain *confusable clusters* of semantically close columns. These clusters can appear on the target side (several candidates remain plausible matches for the same source column) and also on the source side, where a query column’s intended meaning is only clear relative to a sibling/near-duplicate. When there is a clear semantic winner, an LLM can often select the closest match from a shortlist. But once the shortlist contains a tight cluster, an LLM-only “pick the most similar one” decision can easily fail, because names/descriptions do not make the discriminative axis salient and multiple candidates look equally reasonable. The difficulty is therefore not finding related candidates—it is making a *reliable* choice *within* a confusable cluster under a fixed prompt budget.

For instance, consider several semantically close time fields with different names (e.g., `event_time`, `ingest_time`, `processed_time`) whose descriptions are short and partially overlapping. A retriever (e.g., embeddings) will surface them together, but selecting the right one becomes reliable only when the candidates are placed side-by-side and the prompt forces an explicit contrast about *what stage of the workflow each timestamp refers to*. ConStruM therefore adds an explicit *grouped differentiation* step: it groups confusable candidates and produces short, group-wise contrastive cues so the final decision is made in direct comparison rather than by independent scoring.

Side benefit: candidate expansion. The same grouping structure can also improve candidate selection: starting from any initial shortlist, it can be expanded with group members of strong candidates to avoid missing near-duplicate alternatives.

5.2 Global similarity hypergraph construction (offline)

To reuse near-duplicate structure across many queries, we build a global grouping artifact over each schema (source and target). The idea is to start from an embedding similarity signal, connect columns that are sufficiently close, and then read off confusable groups from the resulting connectivity. ConStruM represents these groups as a *global* similarity hypergraph.

Here a *hypergraph* can be understood simply as a *set system* (V, \mathcal{E}) : V is the set of columns in a schema and each hyperedge $e \in \mathcal{E}$ is a *set* of columns representing one confusable group. Equivalently, the same information can be represented as a bipartite membership graph between columns and groups. This representation matches the goal: not just knowing that two columns are

similar, but surfacing the *entire set* of mutually close alternatives that should be contrasted (and, when useful, considered for candidate expansion).

Step 1 (Embeddings). For each column in a schema, we form a text representation from available metadata such as name and description, and compute an embedding using a pretrained encoder.

Step 2 (Thresholded links). Given threshold τ (equivalently, a distance cutoff ϵ), we connect two columns x_i and x_j if $\cos(e_i, e_j) \geq \tau$ (or distance $\leq \epsilon$), producing a similarity link structure. Building all thresholded links exactly requires comparing all pairs of columns, which is $O(n^2)$ in the number of columns n . This full construction can be done offline; for larger schemas, approximate nearest-neighbor search (e.g., HNSW [18]) can be used to find neighbors above the threshold more efficiently (often roughly $O(n \log n)$ in practice).

Step 3 (Groups as confusable sets). We take connected components under the thresholded links; each component induces a similarity group (a hyperedge/group) over columns. In practice, the dominant cost is usually the LLM budget for producing group-wise differentiation cues; extracting groups from the link structure is lightweight by comparison.

5.3 Match-time materialization from a shortlist (online)

Although the hypergraph can be built offline, an exact full construction is $O(n^2)$ and approximate indexes reduce the cost at the expense of approximation. At match time, only a small portion of each schema is relevant to a given query, so we materialize it on demand.

We use the similarity hypergraph in two complementary ways.

(i) Target-side candidate grouping. Match-time processing starts from an upstream shortlist C_0 (in our implementation, top- k by embedding cosine similarity to the source) and restricts attention to a small working set (e.g., C_0 plus a capped neighborhood around strong candidates). We first *expand* C_0 into a candidate set C by adding near-duplicate neighbors of strong candidates under the thresholded similarity rule (up to a small cap). We then materialize the thresholded links within C and take connected components as the confusable groups for the query. **(ii) Source-side query clarification.** We also materialize a small confusable set around the query column s in the *source* schema (e.g., the component containing s , optionally restricted to its table/section to avoid global noise) and generate a short differentiation block that highlights how s differs from its closest confusable source-side alternatives. This is valuable when s ’s description is generic and its intended meaning is only clear by contrasting it with a sibling/near-duplicate (as in Figure 1). For any non-singleton groups on either side, we generate group-wise contrast cues and append them to the final prompt so the LLM’s decision is made in direct comparison. The per-query embedding work (forming C_0 , optional expansion, and group extraction within C) is lightweight, and in practice it is negligible compared to the LLM cost of producing the differentiation cues. Figure 4 provides a schematic view.

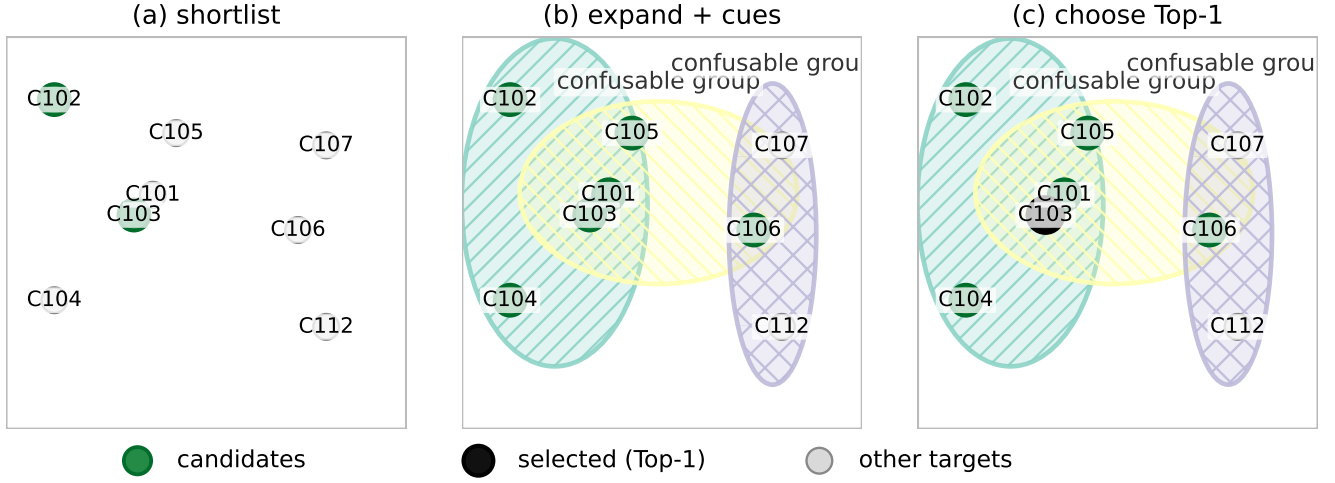


Figure 4: Three-stage use of similarity groups (schematic; shown for target candidates). Hyperedges represent confusable groups (sets) of columns. (a) An upstream method selects a small shortlist (e.g., top- k by embedding cosine similarity). (b) ConStruM optionally expands it by adding group members of strong candidates, then generates group-wise contrast cues for confusable groups within the candidate set. (c) The final LLM decision consumes the shortlist, context, and cues to select the Top-1 target. (We apply the same grouping-and-contrast idea to the source/query side to clarify the query column when it has confusable siblings/near-duplicates.)

5.4 Grouped differentiation: generating contrastive cues

Identifying a confusable group is only the first step; the final match still benefits from a brief, shared framing of *how* its members differ. ConStruM turns each non-singleton group (source-side confusable neighbors of the query, and target-side confusable groups within the candidate set) into a compact *differentiation block* that can be dropped into the decision prompt. To keep the contrasts grounded, the LLM sees each candidate’s metadata together with its tree-derived context, so the cues reflect scope and semantics rather than surface tokens.

The differentiation block follows a fixed format: a 1–2 sentence group summary (commonality + main axes of difference), followed by one short cue per candidate. It is appended to the final matching prompt so the final selection is made by contrasting alternatives within each confusable group. In practice, the block is generated on demand, and only a small number of non-singleton groups typically warrant differentiation.

Example (abbreviated).

```
Differentiation for query (source-side group):
Summary: [Closest siblings/near-duplicates; differ in scope /
stage / applicability.]
- query: [cue]
- sibling A: [cue]
[...]
Differentiation among candidates (Group #1):
Summary: [All measure the same concept; differ in scope / units /
timeframe.]
- cid 12: [applies to subset A; unit = ...]
- cid 37: [applies to subset B; unit = ...]
- cid 58: [same scope; different timeframe → ...]
[...]
```

6 INTEGRATION AND MATCHING PIPELINE

Add-on interface (what ConStruM assumes). ConStruM is not an end-to-end schema matcher. It is an *add-on* that strengthens the final, bounded-context decision in a local shortlist-and-decide pipeline. At use time, we assume an upstream method proposes, for a query source column s , a shortlist of target candidates $C_0 \subseteq T$. The only requirement is that the upstream pipeline makes its final selection via one LLM call that chooses a single target from the shortlist. ConStruM keeps the upstream candidate generation modular and instead supplies structured, query-specific evidence for that final decision.

Offline preprocessing (per dataset). Before queries arrive, ConStruM builds the two reusable intermediate data structures summarized in Section 3.4: the **context tree** (Section 4) and the **global similarity hypergraph** (Section 5). In our implementation we also cache embeddings and build an index over target columns, which supports both candidate retrieval and similarity-based group materialization.

Online matching (for one source column).

Upstream matcher (external). Produce a shortlist $C_0 \subseteq T$ for s . This step is not part of ConStruM. In our implementation, C_0 is obtained by embedding retrieval (top- k targets by cosine similarity to s ’s text metadata). More generally, C_0 can come from ReMatch-style retrieval [24] or from Matchmaker-style pipelines that combine retrieval with an LLM shortlist [23].

ConStruM add-on. Given s and C_0 , ConStruM augments the final choice step:

- (1) **(Optional) Expand the working set.** Form a small candidate set C by adding a capped number of near-duplicate neighbors of strong candidates under a thresholded similarity rule (τ).
- (2) **Retrieve context packs.** Query the context tree to obtain a compact context pack for s and for each $t \in C$ (column-to-root lineage summaries plus selected relation snippets).
- (3) **Add source-side contrast cues.** Materialize a small confusable group around s in the source schema and generate a short differentiation block (empty if no such group exists).
- (4) **Add candidate-side contrast cues.** Use the target-side similarity hypergraph to materialize confusable groups within C and generate short differentiation blocks for all non-singleton groups (empty if no such groups exist).
- (5) **Final LLM call.** Assemble one prompt containing the source metadata+context (plus any source differentiation block), each candidate’s metadata+context, and any candidate differentiation blocks; the LLM selects one target $t \in C$.

Example (abbreviated final prompt).

```
Query column: name [...]; desc [...];
context [lineage summaries → siblings → ...]
Source diff (confusable source group):
Contrast: 1-2 sentences; per-column cue(s)
Candidates:
- cid 12: name [...]; desc [...]; context [...]
- cid 37: name [...]; desc [...]; context [...]
...
Differentiation among candidates:
Group #1 (cid 12 vs 37):
- cid 12: [cue]
- cid 37: [cue]
```

In our evaluation, we report results in a forced-choice protocol where each source column selects one target column.

7 EXPERIMENTS

Evaluation goal. Recall that ConStruM is designed as an *add-on* that strengthens a local shortlist-and-decide matcher at the final LLM call (Section 6). The experiments assess when and why structure-guided evidence packing helps in this setting. We evaluate (i) a context-stress setting where beyond-column evidence is essential, and (ii) a standard benchmark where many columns are more self-described. Across both, we use ablations to isolate the contribution of the tree-based context module vs. similarity-group differentiation.

Goal and logic. First, on our HRS Employment context-stress benchmark (**HRS-B**; Section 7.1), we compare an upstream embedding shortlist + **ConStruM** (context tree + global similarity hypergraph) against **ReMatch** [24], which represents a plain retrieval+LLM baseline without structure-guided evidence packing. Second, on MIMIC-2-OMOP (a standard benchmark introduced by ReMatch [24]), we study whether adding ConStruM to a stronger, Matchmaker-style candidate-selection pipeline remains competitive under practical conditions. Finally, ablations isolate the contribution of the tree-based context module and the similarity-group differentiation module.

Overview. We evaluate ConStruM on two benchmarks that serve complementary goals. We present **HRS-B** first because it is explicitly designed to stress beyond-column disambiguation; we then report results on the **MIMIC-2-OMOP** benchmark from ReMatch [24] as a standard schema-matching testbed.

Models and key hyperparameters. Unless otherwise stated, we use **GPT-5** for all LLM calls (tree construction, grouped differentiation, and match decisions). We use text-embedding-3-small for embedding computations when embedding-based retrieval is used. **HRS-B (context-stress)**: we use embedding retrieval with an initial top- $k = 20$ candidate set. For the HRS context tree construction used in HRS-B (over the ordered codebook sequence), we use a chunk window of 250 columns and stop recursion when a leaf contains at most $B = 50$ columns (minimum leaf size 10 for relation annotation). For the **global similarity hypergraph**, we enable neighborhood expansion and use a high similarity threshold for group formation, capping group-based expansion to bound the prompt budget. **MIMIC-2-OMOP**: to study ConStruM as an add-on under practical compute, we use a lightweight Matchmaker-style candidate shortlist (an LLM selects a small initial set from the target schema list) followed by target-side similarity expansion, and then apply ConStruM-style context/differentiation at the final decision step.

7.1 HRS-B (context-stress benchmark from HRS Employment)

What is HRS and why it stresses context. The Health and Retirement Study (HRS) is a nationally representative longitudinal survey of U.S. adults aged 50+, fielded biennially since 1992 [26]. HRS releases a large documentation artifact (often called a *codebook*) that lists survey variables/items along with their text descriptions and cross-references. Because many concepts recur across years with highly similar wording, columns can be near-duplicates at the text level. Correct matching therefore often depends on *beyond-column* evidence such as the surrounding item neighborhood, section/module context, and applicability conditions. We focus on Section J (**Employment**) from waves spanning 2010–2022 (and include 2004 for longer-range comparisons).

Benchmark construction. We construct **HRS-B**, a forced-choice context-stress benchmark, via a deterministic script to avoid cherry-picking. Given a source year and target year, the script (i) identifies pairs of *semantically similar* items and enforces that each pair is separated by a fixed number of other items (so local neighborhood cues are needed), then (ii) traces each pair across years and discards any pair without a verified match. To enable baseline comparison with ReMatch [24] (which expects tables), we preprocess the employment section by chunking it into small sequential “tables” and then run ReMatch on these tables. In contrast, ConStruM directly parses the full ordered codebook sequence into a context tree (Section 4).

Evaluation protocol, baselines, and ablations. We report **Top-1 accuracy** under a forced-choice evaluation protocol (each source item selects exactly one target item). We compare against ReMatch [24] and report ablations that remove (i) the **tree-based context module** and (ii) the **similarity-group differentiation module**.

Baselines and ablations (table columns). We evaluate the following settings under the same forced-choice protocol. **ReMatch**: the retrieval-based baseline from [24]. **Embed Top-1**: no LLM; select the single most similar target column by embedding cosine similarity. **LLM-local**: one LLM call over the candidate list using only per-column descriptions (no tree context; no grouped differentiation). **ConStruM (full)**: tree context + grouped differentiation. **w/o tree (diff only)**: remove tree-based context retrieval but keep grouped differentiation among confusable candidates. **w/o diff (tree only)**: keep tree-based context retrieval but remove grouped differentiation. “Total” is a weighted average over all queries ($n = 77$).

Why ReMatch is the main baseline on HRS-B. HRS-B’s target “schema” is a large, long-form documentation artifact (the HRS Employment codebook), with many items and long descriptions. Multi-stage LLM pipelines that rely on in-context access to substantial portions of the target documentation (e.g., Matchmaker-style candidate generation) are therefore often infeasible under practical context and cost budgets. For this reason, we compare against ReMatch and strong local/retrieval baselines under a fixed prompt budget.

Implementation details (HRS-B runs). We build one context tree per HRS year and reuse it across all queries. Trees are constructed with masked column identifiers enabled. Leaves contain 10–50 columns; for leaf nodes we optionally annotate within-leaf relations with a per-call timeout of 75s, limiting relation extraction to at most 2 relations per column and a total of 6–18 relations per leaf. When grouped differentiation is enabled, we request group-wise differentiation cues for up to 6 highest-priority similarity groups, and at most 24 candidates per group; outputs are cached on disk so repeated runs amortize LLM cost. All LLM calls use gpt-5 with deterministic decoding; per-call timeouts are set to 90s for final matching decisions and 45s for grouped differentiation. To prevent trivial matching and ensure the evaluation measures *context-aware semantic reasoning*, we mask all true HRS item identifiers in prompts: each item is represented only by a synthetic CID token (e.g., “C123”), and any embedded item codes in routing paths are replaced by their corresponding CIDs.

7.2 MIMIC-2-OMOP (standard schema matching)

Setup. We use the MIMIC-2-OMOP benchmark setup from ReMatch [24], derived from the MIMIC clinical database [11] and the OMOP data model [19]. This benchmark is representative of conventional schema matching where table-level structure exists and many columns are reasonably self-described. We evaluate Top- k selection accuracy under the same forced-choice protocol.

Positioning for MIMIC (add-on view). Matchmaker [23] is a multi-stage LLM program that includes its own candidate generation and refinement logic. In contrast, our goal is not to propose a monolithic replacement pipeline, but to study whether structure-guided evidence packing can be added to an LLM-based matcher to improve decision quality under a fixed prompt budget. Accordingly, our MIMIC instantiation uses a simplified Matchmaker-style candidate shortlist (an LLM selects a small initial candidate set from the target schema list), augments it with target-side similarity expansion, and

then applies ConStruM-style hierarchical context and differentiation cues in the final decision. We do not run a full “Matchmaker + ConStruM” pipeline end-to-end because doing so would require multiple LLM stages per query and is substantially more computationally expensive; instead we report a lightweight variant that isolates the effect of adding ConStruM’s evidence packing at the decision step.

7.3 Results and analysis

7.3.1 HRS-B: results and ablations. Table 1 reports accuracy on HRS-B across year pairs (and a weighted overall “Total”). ConStruM yields higher accuracy than ReMatch on this context-stress setting, and the ablations indicate that *both* the tree-based context module and the similarity-group differentiation module contribute to the observed gains.

Takeaways. On the harder year pairs (e.g., 2016→2018 and 2018→2020), **ConStruM (full)** is consistently stronger than either ablation, indicating that *both* hierarchical context retrieval (tree) and comparative prompting among confusable candidates (grouped differentiation) matter in this context-stress setting. The gap between **ConStruM** and **LLM-local** further suggests that beyond-column evidence is often necessary even when per-item descriptions are available.

7.3.2 HRS-B: efficiency.

Efficiency. Table 2 reports average per-query cost/latency. For the two baselines, we report the weighted average over all HRS-B queries ($n = 77$). For ConStruM (full), we report a measured slice on 2020→2022 ($n = 5$) due to higher runtime; this slice is intended to provide a concrete cost reference rather than a comprehensive cost breakdown across all year pairs.

Takeaways. ConStruM incurs higher latency and token usage than lightweight baselines, reflecting the extra retrieved evidence included in the decision prompt (Table 2).

7.3.3 MIMIC-2-OMOP: results and discussion. On this benchmark, ConStruM achieves 59.69% Top-1 selection accuracy, and 76.92% / 82.05% Top-3 / Top-5 accuracy. For reference, Matchmaker reports 62.20±2.40 (Top-1), 68.80±2.00 (Top-3), and 71.10±2.00 (Top-5) on the same benchmark [23].

Takeaways. Even with a lightweight upstream shortlist, adding ConStruM’s structured context and comparative decision prompting yields strong Top- k accuracy and substantially improves over the ReMatch baseline reported for this benchmark (Table 3). Overall, the MIMIC results show that ConStruM remains competitive with prior LLM-based matchers on a standard benchmark.

7.3.4 Limitations. HRS-B is intentionally narrow (77 forced-choice queries from Employment across a subset of year pairs), and for MIMIC-2-OMOP we report published Matchmaker numbers while using a lightweight shortlist in our own pipeline, so comparisons should be interpreted as indicative rather than strictly like-for-like.

8 RELATED WORK

Classical and embedding-based schema matching. Schema matching is a core task in data integration, with extensive prior

Table 1: HRS-B context-stress benchmark (forced-choice): accuracy across year pairs and settings. “Total” is a weighted average over all 77 queries.

Year Pair	n	ReMatch	Embed Top-1	LLM-local	ConStruM	w/o tree	w/o diff
2004→2016	12	0.633	0.333	0.917	0.917	1.000	0.917
2016→2018	28	0.438	0.321	0.714	0.964	0.857	0.929
2018→2020	32	0.500	0.719	0.594	0.906	0.688	0.906
2020→2022	5	0.568	0.600	0.600	1.000	0.600	0.800
Total	77	0.503	0.506	0.688	0.935	0.792	0.909

Table 2: HRS-B efficiency: average per-query LLM calls, total tokens, and end-to-end latency.

Setting	n	LLM calls/query	Tokens/query	Latency (s)
Embed Top-1 (Total)	77	0.00	0	1.41
LLM-local (Total)	77	1.00	4896	19.05
ConStruM (full, 2020→2022)	5	1.80	37925	124.38

Table 3: MIMIC-2-OMOP benchmark: Top- k selection accuracy. Baseline numbers are reported by Matchmaker [23].

Metric	Ours	Matchmaker	ReMatch	JF-13B	LLM-DP	SMAT(50-50)
acc@1	59.69	62.20±2.40	42.50	15.36±5.00	29.59±2.00	10.85±6.00
acc@3	76.92	68.80±2.00	63.80	N.A.	N.A.	N.A.
acc@5	82.05	71.10±2.00	72.90	N.A.	N.A.	N.A.

work on matcher taxonomies and evaluation [21]. Traditional systems combine linguistic, constraint-based, and structural signals (e.g., COMA/COMA++ [4]) and handle uncertainty and aggregation of match evidence [7]. More recently, embedding-based similarity and neural encoders have been used for scalable matching and candidate generation [13, 25, 30].

Task-specific neural models (no external LLM). Between classical matchers and prompt-based LLM systems, several lines of work use deep learning while not relying on an *external* general-purpose LLM at inference time. This includes task-specific deep architectures for schema matching and related integration problems, including graph/relational embedding approaches such as REMA [12]. Jellyfish [29] is also in this category in the sense that it introduces a *locally deployable* model that is instruction-tuned for data preprocessing tasks (including schema matching), rather than prompting a closed, off-the-shelf LLM service.

Prompted LLM pipelines (retrieval-augmented and multi-stage). Recent work explores how to prompt LLMs for schema matching, and shows that both too little and too much context can hurt performance [20]. ReMatch [24] uses retrieval to select target tables before an LLM makes column-level decisions, improving scalability compared to exhaustive pairwise prompting. Matchmaker [23] proposes a compositional, multi-stage LLM program that self-improves via synthetic demonstrations. Schemora [8] emphasizes multi-stage recommendation and metadata enrichment for LLM-based schema matching under practical retrieval constraints. Other contemporary systems study complementary directions, including knowledge-compliant reasoning [28] and security-/privacy-aware retrieval augmentation [15], as well as modular multi-stage pipelines [27] and hybrid feature + generation approaches [31].

Magneto [16] combines smaller models for efficient candidate selection with larger models for reranking. ConStruM is positioned differently: rather than proposing a monolithic end-to-end matcher, it provides a *structure-guided context module* that can be attached to an existing candidate-selection or reranking step to improve the *decision prompt* under a fixed budget.

KG-augmented LLM pipelines. Some LLM-based matchers explicitly augment prompts with *external* structured resources, especially knowledge graphs. For example, KG-RAG4SM [17] studies knowledge-graph-based retrieval-augmented generation for schema matching, and SMoG [10] explores iterative graph exploration for efficient and explainable integration. These directions are related in that they also leverage structured data and graph operations, but they primarily focus on how to *use existing external graphs* (e.g., querying/traversing a knowledge graph and retrieving relevant subgraphs) to ground or explain matching decisions. In contrast, ConStruM mines the *internal* structure of the schema itself (via reusable schema-side hierarchies and similarity graphs) to build compact, query-specific context packs.

Hierarchical and graph-based retrieval for structured context. Graph-based RAG systems such as GraphRAG [6] and LightRAG [9] highlight the value of organizing evidence as a graph and retrieving a query-specific subgraph for holistic, multi-hop context. Complementarily, hierarchical retrieval methods (e.g., RAPTOR [22]) represent documents at multiple granularities via tree-structured summaries. ConStruM adapts these ideas to schema matching by building reusable schema-side structure and retrieving a compact, query-specific *context pack* for disambiguation among confusable candidates.

Different notions of context in schema matching. Prior work studies *contextual* matching where a correspondence is paired

with *selection conditions* (predicates) under which it is semantically valid (e.g., Bohannon et al. [3]). ConStruM uses *context* to mean a budgeted, query-specific evidence pack (multi-level neighborhood/scope summaries, lightweight relations, and contrast cues) that supports an LLM’s disambiguation among confusable candidates.

9 CONCLUSION

We studied schema matching in settings where (i) column semantics is context-dependent and (ii) many candidates are highly similar, making purely local prompting unreliable and full-schema prompting impractical under practical prompt budgets. We introduced a *tree-based context module* for budgeted, hierarchical context retrieval and a *global similarity hypergraph* that supports grouping confusable candidates and generating contrastive, group-wise cues (empty when no confusable groups exist). We designed **ConStruM** as a modular *structure-guided context module* that can be attached to an existing candidate-selection or reranking step. On the HRS-B context-stress benchmark, ConStruM attains 0.935 accuracy compared to 0.503 for ReMatch, and ablations suggest that both retrieved context and grouped differentiation contribute to performance. On the MIMIC-2-OMOP benchmark [24], ConStruM achieves 59.69% Top-1 selection accuracy, remaining competitive with prior LLM-based matchers on this benchmark.

One limitation is that ConStruM targets settings where semantics is context-dependent and candidates are highly confusable; when column and table descriptions are already sufficiently discriminative, the incremental benefit of additional structural context may be smaller. More broadly, ConStruM is an initial step toward exploiting structural context for schema matching and does not yet fully capture its potential. Future work includes extending the context module beyond a tree to richer relational representations (e.g., a hypergraph) with budgeted mechanisms to identify and retrieve decision-critical contextual evidence. We also plan to leverage *structural signals* from the schema graph itself (e.g., connectivity patterns and node “roles” such as hub-like vs. isolated columns) as additional hints for schema matching.

REFERENCES

- [1] Yushi Bai, Xin Lv, Jiajie Zhang, Hongchang Lyu, Jiankai Tang, Zhidian Huang, Zhengxiao Du, Xiao Liu, Aohan Zeng, Lei Hou, et al. 2024. Longbench: A bilingual, multitask benchmark for long context understanding. In *Proceedings of the 62nd annual meeting of the association for computational linguistics (volume 1: Long papers)*. 3119–3137.
- [2] Zohra Bellahsene, Angela Bonifati, and Erhard Rahm (Eds.). 2011. *Schema Matching and Mapping*. Springer. <https://doi.org/10.1007/978-3-642-16518-4>
- [3] Philip Bohannon, Eiman Elnahrawy, Wenfei Fan, and Michael Flaster. 2006. Putting Context into Schema Matching. In *Proceedings of the 32nd International Conference on Very Large Data Bases (VLDB)*. 307–318. <http://dl.acm.org/citation.cfm?id=1164155>
- [4] Hong Hai Do and Erhard Rahm. 2002. COMA - A System for Flexible Combination of Schema Matching Approaches. In *Very Large Data Bases Conference*. <https://api.semanticscholar.org/CorpusID:9318211>
- [5] AnHai Doan and Alon Y. Halevy. 2005. Semantic Integration Research in the Database Community: A Brief Survey. *AI Magazine* 26, 1 (2005), 83–94. <https://doi.org/10.1609/aimag.v26i1.1801>
- [6] Darren Edge, Ha Trinh, Newman Cheng, Joshua Bradley, Alex Chao, Apurva Mody, Steven Truitt, Dasha Metropolitan, Robert Osazuwa Ness, and Jonathan Larson. 2024. From Local to Global: A Graph RAG Approach to Query-Focused Summarization. *arXiv:2404.16130 [cs.CL]* <https://arxiv.org/abs/2404.16130>
- [7] Avigdor Gal. 2011. Uncertain schema matching: the power of not knowing. In *International Conference on Information and Knowledge Management*. <https://api.semanticscholar.org/CorpusID:43482147>
- [8] Osman Erman Gungor, Derak Paulsen, and William Kang. 2025. Schemora: schema matching via multi-stage recommendation and metadata enrichment using off-the-shelf llms. *arXiv preprint arXiv:2507.14376* (2025).
- [9] Zirui Guo, Lianghao Xia, Yanhua Yu, Tu Ao, and Chao Huang. 2025. LightRAG: Simple and Fast Retrieval-Augmented Generation. In *Findings of the Association for Computational Linguistics: EMNLP 2025*. Association for Computational Linguistics, Suzhou, China, 10746–10761. <https://doi.org/10.18653/v1/2025.findings-emnlp.568>
- [10] Mingyu Jeon, Jaeyoung Suh, and Suwan Cho. 2025. Schema Matching on Graph: Iterative Graph Exploration for Efficient and Explainable Data Integration. *arXiv preprint arXiv:2511.20285* (2025).
- [11] Alistair E. W. Johnson, Tom J. Pollard, Lu Shen, Li-Wei H. Lehman, Mengling Feng, Mohammad Ghassemi, Benjamin Moody, Peter Szolovits, Leo Anthony Celi, and Roger G. Mark. 2016. MIMIC-III, a freely accessible critical care database. *Scientific Data* 3 (2016), 160035. <https://doi.org/10.1038/sdata.2016.35>
- [12] Christos Koutras, Marios Fragkoulis, Asterios Katsifodimos, and Christoph Lofi. 2020. REMA: Graph Embeddings-based Relational Schema Matching. In *Edbt/icdt workshops*. 17.
- [13] Yuliang Li, Jinfeng Li, Yoshihiko Suhara, AnHai Doan, and Wang Chiew Tan. 2020. Deep entity matching with pre-trained language models. *Proceedings of the VLDB Endowment* 14 (2020), 50 – 60. <https://api.semanticscholar.org/CorpusID:214743579>
- [14] Nelson F Liu, Kevin Lin, John Hewitt, Ashwin Paranjape, Michele Bevilacqua, Fabio Petroni, and Percy Liang. 2024. Lost in the middle: How language models use long contexts. *Transactions of the Association for Computational Linguistics* 12 (2024), 157–173.
- [15] Xuanqing Liu, Luyang Kong, Runhui Wang, Patrick Song, Austin Nevins, Henrik Johnson, Nimish Amlathe, and Davor Golac. 2024. GRAM: Generative Retrieval Augmented Matching of Data Schemas in the Context of Data Security. *arXiv:2406.01876 [cs.DB]* <https://arxiv.org/abs/2406.01876>
- [16] Yurong Liu, Eduardo Pena, Aecio Santos, Eden Wu, and Juliana Freire. 2025. Magneto: Combining Small and Large Language Models for Schema Matching. *arXiv:2412.08194 [cs.DB]* <https://arxiv.org/abs/2412.08194>
- [17] Chuangtao Ma, Sriom Chakrabarti, Arijit Khan, and Bálint Molnár. 2025. Knowledge graph-based retrieval-augmented generation for schema matching. *arXiv preprint arXiv:2501.08686* (2025).
- [18] Yu. A. Malkov and D. A. Yashunin. 2020. Efficient and Robust Approximate Nearest Neighbor Search Using Hierarchical Navigable Small World Graphs. *IEEE Transactions on Pattern Analysis and Machine Intelligence* 42, 4 (2020), 824–836. <https://doi.org/10.1109/TPAMI.2018.2889473>
- [19] J. Marc Overhage, Patrick B. Ryan, Christian G. Reich, Abraham G. Hartzema, and Paul E. Stang. 2012. Validation of a common data model for active safety surveillance research. *Journal of the American Medical Informatics Association* 19, 1 (2012), 54–60. <https://doi.org/10.1136/amiajnl-2011-000376>
- [20] Marcel Parciak, Brecht Vandevoort, Frank Neven, Liesbet M Peeters, and Stijn Vansummeren. 2024. Schema matching with large language models: an experimental study. *arXiv preprint arXiv:2407.11852* (2024).
- [21] Erhard Rahm and Philip A. Bernstein. 2001. A survey of approaches to automatic schema matching. *The VLDB Journal* 10, 4 (2001), 334–350. <https://doi.org/10.1007/S007780100057>
- [22] Parth Sarthi, Salman Abdullah, Aditi Tuli, Shubh Khanna, Anna Goldie, and Christopher D Manning. 2024. Raptor: Recursive abstractive processing for tree-organized retrieval. In *The Twelfth International Conference on Learning Representations*.
- [23] Nabeel Seedat and Mihaela van der Schaar. 2024. Matchmaker: Self-improving large language model programs for schema matching. *arXiv preprint arXiv:2410.24105* (2024).
- [24] Eitam Sheerit, Menachem Brief, Moshik Mishaeli, and Oren Elisha. 2024. Rematch: Retrieval enhanced schema matching with llms. *arXiv preprint arXiv:2403.01567* (2024).
- [25] Roei Shraga, Avigdor Gal, and Haggai Roitman. 2020. AdNEV: Cross-Domain Schema Matching using Deep Similarity Matrix Adjustment and Evaluation. *Proc. VLDB Endow.* 13 (2020), 1401–1415. <https://api.semanticscholar.org/CorpusID:214588544>
- [26] University of Michigan. 1992–. Health and Retirement Study (HRS). <https://hrs.isr.umich.edu/>. Produced and distributed by the University of Michigan with funding from the National Institute on Aging (grant number NIA U01AG009740).
- [27] Sha Wang, Yuchen Li, Hanhua Xiao, Bing Tian Dai, Roy Ka-Wei Lee, Yanfei Dong, and Lambert Deng. 2025. LLMATCH: A Unified Schema Matching Framework with Large Language Models. *arXiv:2507.10897 [cs.DB]* <https://arxiv.org/abs/2507.10897>
- [28] Yongqin Xu, Huan Li, Ke Chen, and Lidan Shou. 2024. Kcmf: A knowledge-compliant framework for schema and entity matching with fine-tuning-free llms. *arXiv preprint arXiv:2410.12480* (2024).
- [29] Haochen Zhang, Yuyang Dong, Chuan Xiao, and Masafumi Oyamada. 2024. Jellyfish: Instruction-Tuning Local Large Language Models for Data Preprocessing. In *Proceedings of the 2024 Conference on Empirical Methods in Natural Language Processing*. Association for Computational Linguistics, 8754–8782.

- [30] Jing Zhang, Bonggun Shin, Jinho D Choi, and Joyce C Ho. 2021. SMAT: An attention-based deep learning solution to the automation of schema matching. In *European Conference on Advances in Databases and Information Systems*. Springer, 260–274.
- [31] Yu Zhang, Mei Di, Haozheng Luo, Chenwei Xu, and Richard Tzong-Han Tsai. 2024. SMUTF: Schema Matching Using Generative Tags and Hybrid Features. *arXiv preprint arXiv:2402.01685* (2024).