

On the functoriality of Khovanov homology

Dorra Hamza

Supervisor: Emmanuel Wagner

Abstract

We provide an overview of Blanchet's oriented model of Khovanov homology, which resolves the sign ambiguity in functoriality. We give a detailed and self-contained exposition of the construction. We establish strict functoriality for the oriented model and briefly outline its extension to cobordisms with singularities recently studied by Scott Carter, Benjamin Cooper, Mikhail Khovanov and Vyacheslav Krushkal in [Car+25].

Contents

1	Introduction	2
2	The foam category	2
3	Evaluation of foams	5
4	The universal construction	12
5	Evaluation of graphs	13
6	The Khovanov complex using foams	16
6.1	Formal chain complexes in the category of foams	16
6.2	The definition of the Khovanov complex: A picture	17
6.3	Invariance	19
6.4	The trivalent TQFT	38
6.5	Categorification of the Jones polynomial	39
7	Recovering the original Khovanov homology	39
7.1	The original definition	39
7.2	Shadings	40
7.3	A basis of $\mathcal{T}(G)$	42
7.4	The main result	43
8	Lee Khovanov homology	46
8.1	Lee degeneration	46
8.1.1	The Karoubi envelope	47
8.1.2	Application to Lee's theory	47
9	Functoriality	49
9.1	Embedded cobordisms	49
9.2	Proof of functoriality	51
10	Immersed cobordisms	57

1 Introduction

In [Kho00] Khovanov defined a homology theory categorifying the Jones polynomial. It was later proven [Jac02] that Khovanov homology of links is functorial up to sign ambiguity: cobordisms between links induce maps between their respective Khovanov complexes defined up to homotopy and overall sign. Since then there were several attempts to fix the sign ambiguity ([Cap08], [CMW07]). One method, widely considered to be the most natural, was introduced by Blanchet [Bla10]. He defined an oriented model of Khovanov homology replacing circles and surfaces in the original definition with *trivalent graphs* and *foams*. complete proof for gl_n homology using similar tools was later given by Michael Ehrig, Daniel Tubbenhauer, Paul Wedrich in [ETW17].

Functoriality of Khovanov homology has important applications in low dimensional topology. Namely it was used in the definition of Rasmussen's s -invariant [Ras10], which gives a bound on the slice genus of knots and was used to give a combinatorial proof of the Milnor conjecture on the slice genus of torus knots. Functoriality has also been used in the development of the Skein–Lasagna invariant, which has significant applications in 4-dimensional topology ([RW24], [MWW22]).

Recently, the construction of Khovanov homology of cobordisms was generalised to cobordisms with double point singularities [Car+25]. The maps associated to such cobordisms are proven to be defined up to sign.

However, there are not many accessible references that detail Blanchet's construction and establish strict functoriality. The aim of this paper is to provide such a reference, accessible to readers from different backgrounds, including those who may not be familiar with the original sources. At the end of the paper, we also discuss how to extend the construction to cobordisms with singularities, and we also give a direct proof of strict functoriality in this setting as well. A different proof using functoriality of Khovanov homology in \mathbb{S}^3 is given in [Imo+25].

The structure of the paper is as follows. In Section 2 we define trivalent graphs and foams, which form the foam category. In [Bla10] Blanchet defines an integral evaluation of decorated closed foams, which he uses to construct a TQFT functor from the foam category to the category of graded modules. In Section 3 we present a more general formula of evaluation of foams into the ring of symmetric polynomials in two variables with integer coefficients. This is a specialization of a more general construction defined in [RW20] for sl_n -foams with arbitrary n . We describe in Section 4 a way to define tautological functors from the foam category into the category of graded modules as in [Bla10]. This construction turns out to be a categorification of the evaluation of closed graphs defined in Section 5.

We then proceed in Section 6 to define the Khovanov complex of tangles using foams. We adapt a similar approach to the one used in [Bar05], starting with a pictorial definition and working with formal complexes in the foam category, and then proving invariance up to homotopy with explicit maps. The following Section 6.4 relates the evaluation of foams used in this paper to the TQFT functor defined by Blanchet. We then recover the Jones polynomial in Section 6.5 as the graded Euler characteristic of Khovanov homology.

Up until this point, there is no clear reason for the Khovanov complex defined by Blanchet to coincide with the original Khovanov complex. We present a proof that they are indeed isomorphic based on [Bel+19] in Section 7.

A final ingredient to the proof of functoriality would be Lee Khovanov homology, discussed in Section 8. In this section we use the Karoubi envelope approach in [BM06] to prove Lee degeneration in the foam setting.

Section 9 is devoted for the proof of functoriality of Khovanov homology in the embedded case, starting with functoriality up to sign as in [Bar05], and then fixing the sign using Lee/ Equivariant Khovanov homology. Finally, in Section 10 we extend the construction to immersed cobordisms as in [Car+25], and we finish by proving strict functoriality in the category of immersed cobordisms.

2 The foam category

In the first two sections we want to define the evaluation formula of sl_n -Foams, introduced in [RW20], and specialized here to the case of sl_2 . Let us first start by defining the foam category.

Definition 2.1. A closed trivalent graph is an oriented 3-valent graph embedded in \mathbb{R}^2 such that:

- Edges are labeled with red or blue.

- At each 3-valent vertex we have two blue and one red edge. The orientation of these edges must satisfy the flow condition as in Figure 1.
- An order on two blue edges meeting at a trivalent vertex is fixed as shown in Figure 1.



Figure 1: Trivalent vertices.

We also allow blue and red oriented circles.

Let B be a set of points in $\mathbb{S}^1 \subset \mathbb{R}^2$. A trivalent graph Γ with boundary B is an intersection $\Gamma' \cap \mathbb{D}^2$ for a certain closed trivalent graph embedded in \mathbb{R}^2 , such that $\Gamma' \cap \mathbb{S}^1 = B$.

For simplicity we choose that all the arcs in a neighborhood of the boundary are blue.

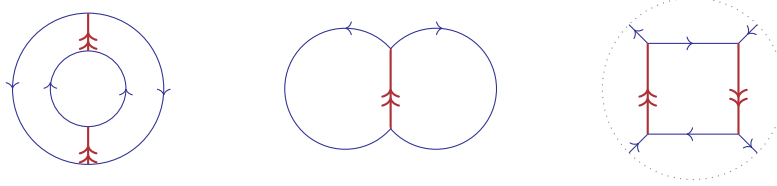


Figure 2: Some examples of trivalent graphs. The red edges are marked with two arrows so that they are distinguishable in grayscale.

Definition 2.2. A **foam** is a closed 2-complex whose regular faces (called **facets**) are labeled with blue or red, verifying:

- The singular locus is called *the binding*. A neighborhood of a connected component of the binding consists of two blue pages and one red page.
- The binding is oriented.
- We choose the orientation of the red page to respect that of the binding, and we take the opposite orientation on the two blue pages.
- The blue pages are ordered by the right hand rule with respect to the orientation of the binding (Figure 5).
- We may add decorations on the facets of the complex, points for the blue facets, and points and squares for the red facets.

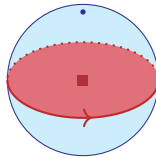


Figure 3: Example of a (closed) foam. Red surfaces should show darker in grayscale.

Let Γ_1 and Γ_2 be two trivalent graphs with the same boundary B , potentially empty. A **cobordism** from Γ_1 to Γ_2 , or a Γ_1 -foam- Γ_2 , is the intersection of a decorated foam Σ embedded in \mathbb{R}^3 with $\mathbb{D}^2 \times [0, 1]$ such that:

- There exists an $\epsilon_0 > 0$ such that $\Sigma \cap \mathbb{D}^2 \times [0, \epsilon_0] = (\Gamma_1) \times [0, \epsilon_0]$.

- There exists an $\epsilon_1 < 1$ such that $\Sigma \cap \mathbb{D}^2 \times [\epsilon_1, 1] = (-\Gamma_2) \times [\epsilon_1, 1]$.
- $\Sigma \cap (\mathbb{S}^1 \times [0, 1])$ is the boundary B times $[0, 1]$
- The boundary of Σ is $\Sigma \cap (\mathbb{S}^1 \times [0, 1])$

$(-\Gamma)$ is the graph Γ with opposite orientation.

We consider cobordisms up to ambient isotopy fixing the boundary. They will be drawn pointing down. We then have the **vertical composition** of cobordisms:

Let Γ_0, Γ_1 and Γ_2 be trivalent graphs with the same boundary. Let Σ_0 be a cobordism from Γ_0 to Γ_1 and Σ_1 a cobordism from Γ_1 to Γ_2 . The cobordism $\Sigma_1 \circ \Sigma_0$ going from Γ_0 to Γ_2 is obtained by gluing the two along Γ_1 and rescaling to fit into $\mathbb{D}^2 \times [0, 1]$.

A closed foam is regarded as a cobordism from the empty set to the empty set.

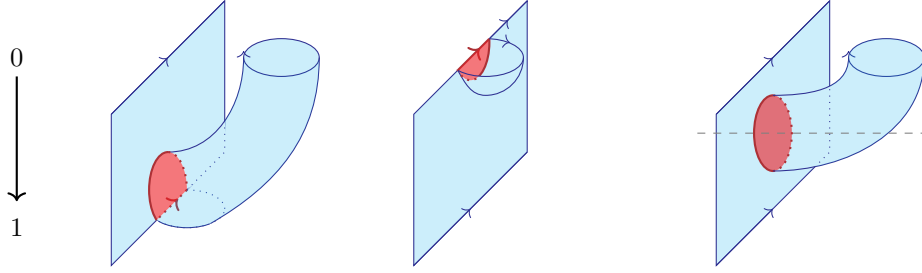


Figure 4: Some cobordisms between trivalent graphs. The cobordism on the right is the result of the composition of the other two.

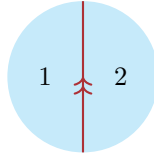


Figure 5: The order on the blue pages around the binding.

Definition 2.3. The foam category $\mathcal{F}(B)$ has for objects the trivalent graphs with boundary B (potentially empty), and morphisms $Hom_{\mathcal{F}}(\Gamma_0, \Gamma_1)$ the free $\mathbb{Z}[X_1, X_2]$ -modules spanned by the cobordisms between Γ_0 and Γ_1 . The identity morphism for a graph Γ is the cobordism $\Gamma \times [0, 1]$. The composition in the foam category is obtained by extending the vertical composition of cobordisms in the natural bilinear manner.

The foam category has a monoidal structure given by the disjoint union of trivalent graphs when B is empty.

For a cobordism Σ in the category $\mathcal{F}(B)$, let Σ_b be the blue subsurface, p the number of points and s the number of squares in Σ . Let P be a monomial in $\mathbb{Z}[X_1, X_2]$ of degree d . Then the degree of $P\Sigma$ is $deg(P\Sigma) = \chi(\Sigma_b) - 2(p + 2s + d) - \frac{1}{2}|B|$. This makes $\mathcal{F}(B)$ into a graded category.

Definition 2.4. A **graded category** is a pre-additive category \mathcal{C} with the following two additional properties:

- For any two objects $O_{1,2}$ in \mathcal{C} , the morphisms $Mor(O_1, O_2)$ form a graded abelian group, the composition maps respect the gradings (ie, $deg(f \circ g) = deg(f) + deg(g)$ whenever this makes sense) and all identity maps are of degree 0.
- There is a \mathbb{Z} -action $(m, O) \rightarrow O\{m\}$, called *grading shift by m* , on the objects of \mathcal{C} . As plain abelian groups, morphisms are unchanged by this action, $Mor(O_1\{m_1\}, O_2\{m_2\}) = Mor(O_1, O_2)$, but gradings do change under the action; so if $f \in Mor(O_1, O_2)$ and $deg(f) = d$, then as an element of $Mor(O_1\{m_1\}, O_2\{m_2\})$ the degree of f is $d + m_2 - m_1$.

A pre-additive category verifying only the first property can be seen as a graded category by adding artificial objects $O\{m\}$ for $m \in \mathbb{Z}$.

3 Evaluation of foams

In this section we define an invariant of closed foams. We start with a few preliminary definitions.

Definition 3.1. A **coloring of a foam** Σ by $\{1, 2\}$ assigns to each blue facet either 1 or 2, with the condition that both colors appear around every binding. Each red facet is assigned the full set $\{1, 2\}$. Let c be a coloring of a foam Σ . We denote by Σ_1 the subsurface of Σ consisting of the facets of Σ colored with 1 or $\{1, 2\}$, and by Σ_b the subsurface of Σ consisting of all the blue facets. The red subsurface is denoted Σ_r .

In a neighborhood of a connected component of the binding we have one of two possible ways to color the two blue pages, either the order of the blue pages follows the order 1,2 or it doesn't. Let $n_{1\uparrow 2}$ be the number of the bindings where the coloring of the neighboring two blue pages agrees with their order (Figure 5).

Claim. The subsurfaces Σ_1 and Σ_b of a closed foam Σ are closed.

Proof. Fix a coloring on a foam Σ . If x is in the boundary of Σ_1 it has to belong to a component of the binding γ , but in a neighborhood of γ we have exactly two pages containing the color 1, one blue and one red, giving a neighborhood of x homeomorphic to \mathbb{R}^2 . Therefore $\partial\Sigma_1$ is empty. The proof of the statement for Σ_b works the same way. \square

Definition 3.2. Let F be a facet of the foam Σ . The evaluation P_F of F is the polynomial in $\mathbb{Z}[X_1, X_2]$ defined as follows:

- If F is a blue facet colored by $c \in \{1, 2\}$ and decorated with p points $P_F(X_1, X_2) = X_c^p$.
- If F is red and decorated by p points and s squares $P_F(X_1, X_2) = (X_1 + X_2)^p (X_1 X_2)^s$.

Let c be a coloring of the foam Σ , the evaluation $\langle \Sigma, c \rangle$:

$$\langle \Sigma, c \rangle = (-1)^{\frac{\chi(\Sigma_1)}{2}} (-1)^{n_{1\uparrow 2}} \frac{\prod_{F \text{ facet}} P_F(X_c)}{(X_1 - X_2)^{\frac{\chi(\Sigma_b)}{2}}} \in \mathbb{Q}(X_1, X_2)$$

and the **evaluation of a closed foam** Σ , denoted $\langle \Sigma \rangle$, is the sum of $\langle \Sigma, c \rangle$ for all possible colorings of Σ :

$$\langle \Sigma \rangle = \sum_c \langle \Sigma, c \rangle .$$

Example 3.3. A simple example would be computing the evaluation of a monochrome sphere.

A red sphere S_R has only one coloring $\{1, 2\}$, for which Σ_b is empty, Σ_1 is the sphere itself, and $n_{1\uparrow 2}$ is zero. Therefore $\langle S_R \rangle = \langle S_R, \{1, 2\} \rangle = (-1)^{\frac{2}{2}} \times (-1)^0 \frac{1}{(X_1 - X_2)^0} = -1$.

A blue sphere S_B has two colorings, 1 and 2. In both cases Σ_b is the sphere and $n_{1\uparrow 2}$ is zero. For the coloring 1 we have $\Sigma_1 = S_B$ and for the coloring 2, Σ_1 is empty.

If we have no decorations on the sphere this gives us $\langle S_B, 1 \rangle = -\langle S_B, 2 \rangle$ and $\langle S_B \rangle = 0$.

Finally if we have a point on S_B then: $\langle S_B, 1 \rangle = -\frac{X_1}{X_1 - X_2}$, $\langle S_B, 2 \rangle = \frac{X_2}{X_1 - X_2}$ and $\langle S_B \rangle = \langle S_B, 1 \rangle + \langle S_B, 2 \rangle = -1$.

This works for any choice of orientation on the spheres.

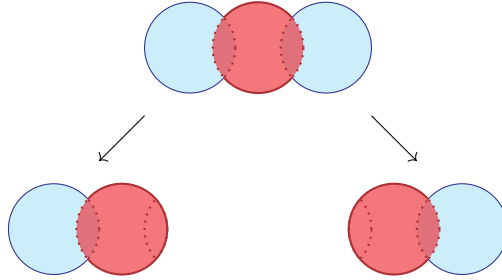
All foams admit at least one coloring. In fact we can start at a blue facet F and color it with 1. Naturally, for the coloring to be valid the color of the adjacent facets has to be 2, then we proceed recursively. One would then expect that this fully determines the coloring of the connected component C of Σ_b that F belongs to. We just have to check that two paths from F to a facet of F' of C determine the same color on F' , a path being a sequence of components of the binding that connect F to F' . This works because, each time we pass through a component of the binding, we switch the orientation. So the numbers of components of the binding in each path from F to F' has to be the same modulo 2. Therefore the color of F' is uniquely defined.

This process also shows that each coloring of a foam Σ is determined by the choice of coloring of one facet from each component of Σ_b . If Σ_b has k connected components, then the number of colorings of Σ is exactly 2^k .

Proposition 3.4. *The evaluation of a foam $\langle \Sigma \rangle$ is a symmetric polynomial with coefficients in \mathbb{Z} .*

Proof. If we add p points and s squares on the red subsurface of Σ we multiply $\langle \Sigma \rangle$ by $(X_1 + X_2)^p (X_1 X_2)^s$. Therefore it suffices to show the result for foams without any decorations on the red subsurface.

We fix a coloring c . Let $\Sigma_{b,1}, \dots, \Sigma_{b,k}$ be the connected components of Σ_b . For each $0 \leq \ell \leq k$, we can define a new foam Σ_ℓ by removing all the components of Σ_b other than $\Sigma_{b,\ell}$, and gluing disks on the components of the binding that don't touch $\Sigma_{b,\ell}$ (see Figure below).



Let P_ℓ be the evaluation of Σ_ℓ , i.e. the sum over all colorings of Σ_ℓ of the fractions:

$$(-1)^{\frac{\chi(\Sigma_{1,\ell})}{2}} (-1)^{n_{1\uparrow 2,\ell}} \frac{\prod_{F \text{ facet of } \Sigma_{b,\ell}} P_F(X_c)}{(X_1 - X_2)^{\frac{\chi(\Sigma_{b,\ell})}{2}}}$$

Let $c_{0,\ell}, c_{1,\ell}$ be the two possible colorings of each component $\Sigma_{b,\ell}$. Then the colorings of Σ are fully determined by a sequence in $\{0, 1\}^k$: a choice of c_0 or c_1 for each component of Σ_b . For $c \in \{0, 1\}^k$

$$\langle \Sigma, c \rangle = (-1)^{\frac{1}{2}(\chi(\Sigma_1) - \sum_\ell \chi(\Sigma_{1,\ell}))} \prod_{1 \leq \ell \leq k} (-1)^{\frac{\chi(\Sigma_{1,\ell})}{2}} (-1)^{n_{1\uparrow 2,\ell}} \frac{\prod_{F \text{ facet of } \Sigma_{b,\ell}} P_F(X_c)}{(X_1 - X_2)^{\frac{\chi(\Sigma_{b,\ell})}{2}}}$$

Using additivity of the Euler characteristic it can be shown that $\frac{1}{2}(\chi(\Sigma_1) - \sum_\ell \chi(\Sigma_{1,\ell}))$ is independent of the choice of c and is equal to $r = \frac{1}{2}(k-1)\chi(\Sigma_r)$ where (only here) Σ_r is the red subsurface of Σ obtained by gluing disks along the components of the binding. This proves that:

$$\langle \Sigma \rangle = (-1)^r \prod_{1 \leq \ell \leq k} P_\ell.$$

It suffices to show the result when Σ_b is connected. [note that the surface Σ_b does not depend on the coloring of Σ].

Let Σ be a foam such that Σ_b is connected, and there are no decorations on the red subsurface. For a coloring c define $s(\Sigma, c) = \frac{\chi(\Sigma_1)}{2} - n_{1\uparrow 2}$. Since Σ_b is connected we have exactly two colorings c and c' . Let $s = s(\Sigma, c)$ and $s' = s(\Sigma, c')$. Let p be the number of points figuring in Σ_1 for the coloring c , and p' the number of points in Σ_1 for the coloring c' . Suppose $p' \leq p$.

$$\begin{aligned} \langle \Sigma \rangle &= \frac{(-1)^s X_1^p X_2^{p'} + (-1)^{s'} X_2^p X_1^{p'}}{(X_1 - X_2)^{\frac{\chi(\Sigma_b)}{2}}} \\ &= (-1)^s (X_1 X_2)^{p'} \frac{X_1^{(p-p')} + (-1)^{(s'-s)} X_2^{(p-p')}}{(X_1 - X_2)^{\frac{\chi(\Sigma_b)}{2}}} \end{aligned}$$

First let us show that $s' - s \equiv \frac{\chi(\Sigma_b)}{2} \pmod{2}$. Note that Σ'_1 the subsurface containing the color 1 for the second coloring is exactly the subsurface containing the color 2 for the first coloring, then $n'_{1\uparrow 2}$ is the

number of components of the binding b minus $n_{1\uparrow 2}$.

$$\begin{aligned}
s' - s &= \frac{\chi(\Sigma_1)}{2} - \frac{\chi(\Sigma_2)}{2} + 2n_{1\uparrow 2} - b \\
&\equiv \frac{\chi(\Sigma_1) + \chi(\Sigma_2)}{2} - b \pmod{2} \\
&\equiv \frac{\chi(\Sigma_b)}{2} - \chi(\Sigma_{red}) - b \pmod{2} \\
&\equiv \frac{\chi(\Sigma_b)}{2} \pmod{2}
\end{aligned}$$

the last equality holds because the Euler characteristic of the red subsurface plus the number of the bindings is the Euler characteristic of the red subsurface "closed up", which is even.




Finally let us look at the fraction $\frac{X_1^p + (-1)^{\frac{\chi(\Sigma_b)}{2}} X_2^p}{(X_1 - X_2)^{\frac{\chi(\Sigma_b)}{2}}}$ for an integer p and for each possible value of $\chi(\Sigma_b)$.

- $\frac{\chi(\Sigma_b)}{2} = 1$: $\frac{X_1^p - X_2^p}{X_1 - X_2}$ is a symmetric polynomial with coefficients in \mathbb{Z} .
- $\frac{\chi(\Sigma_b)}{2} = n < 0$ and is odd: $(X_1 - X_2)^n (X_1^p - X_2^p)$ is the product of two antisymmetric polynomials, thus a symmetric polynomial, with coefficients in \mathbb{Z} .
- $\frac{\chi(\Sigma_b)}{2} = 2n \leq 0$ for a certain integer n : $(X_1 - X_2)^{2n} (X_1^p + X_2^p)$ is a symmetric polynomial with coefficients in \mathbb{Z} .

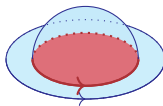
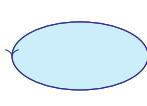
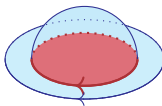
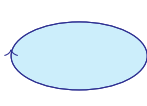
This finishes the proof. □

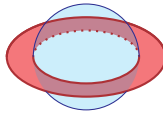
Lemma 3.5. *The evaluation of foams $\langle . \rangle$ satisfies the following local relations (ℓ)*

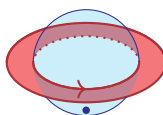
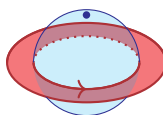
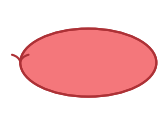
- *Spheres:*

$$\begin{array}{ccc}
 = 0 \quad , \quad
 = -1 \quad , \quad
 = -1 \quad .
\end{array}$$

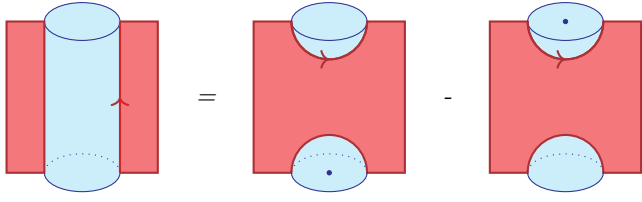
- *Bubble relations:*

$$\begin{array}{ccc}
 =  \quad , \quad
 =  \quad .
\end{array}$$

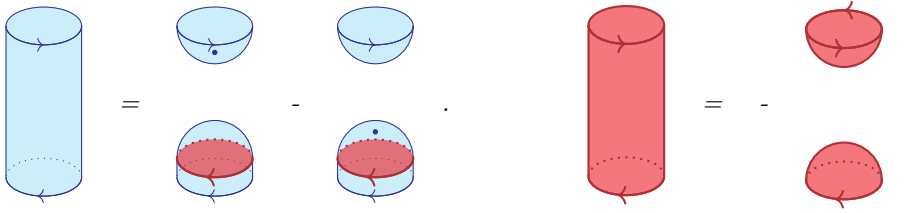
$$ = 0.$$

$$ = -  =  \quad .$$

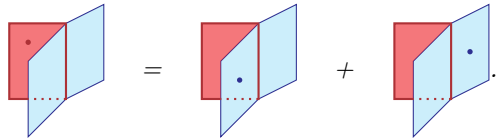
- *Bigon relation:*



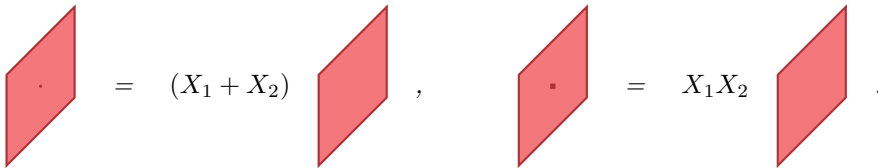
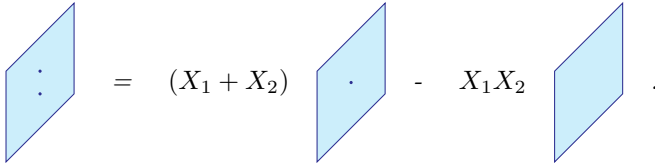
- *Neck cutting relations:*



- *Migration relation:*




- *Action of decorations:*



Note: if the orientation is ignored that means that the relation holds for any choice of orientation.

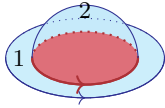

Fact: the relations (ℓ) above comes from the kernel of the bilinear map \langle, \rangle .

Proof. (Lemma 3.5)

We already proved the sphere relations. We start with the first bubble relations. Let Σ be the surface with the bubble , and Σ' be the surface where the bubble is replaced with a disk. There is a one to one correspondence between colorings of Σ and colorings of Σ' . We are going to compare $\langle \Sigma, c \rangle$ and $\langle \Sigma', c' \rangle$ for each class of colorings c .

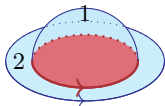
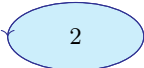
The first class is where the disk is colored by 1:

By looking at the picture we see that:

	\longrightarrow	
Σ_1	\longrightarrow	$\Sigma'_1 = \Sigma_1$
Σ_b	\longrightarrow	$\Sigma'_b = \Sigma_b$
$n_{1\uparrow 2}$	\longrightarrow	$n'_{1\uparrow 2} = n_{1\uparrow 2}$
$\prod_{F \text{ facet of } \Sigma} P_F$	\longrightarrow	$\prod_{F \text{ facet of } \Sigma'} P_{F'} = \prod_{F \text{ facet of } \Sigma} P_F$

Thus $\langle \Sigma, c \rangle = \langle \Sigma', c \rangle$.

For The second class of colorings c' , where the disk is marked with 2:

	\longrightarrow	
Σ_1	\longrightarrow	$\Sigma'_1 = \Sigma_1 \sqcup \text{disk}$
		$\Rightarrow \chi(\Sigma'_1) = \chi(\Sigma_1) + 2$
Σ_b	\longrightarrow	$\Sigma'_b = \Sigma_b$
$n_{1\uparrow 2}$	\longrightarrow	$n'_{1\uparrow 2} = n_{1\uparrow 2} + 1$
$\prod_{F \text{ facet of } \Sigma} P_F$	\longrightarrow	$\prod_{F \text{ facet of } \Sigma'} P_{F'} = \prod_{F \text{ facet of } \Sigma} P_F$

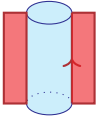
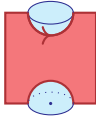
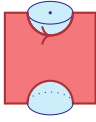
Therefore

$$\begin{aligned}
\langle \Sigma', c' \rangle &= \frac{(-1)^{\frac{\chi(\Sigma'_1)}{2}} (-1)^{n'_{1\uparrow 2}} \prod_{F \text{ facet of } \Sigma'} P_{F'}}{(X_1 - X_2)^{\chi(\Sigma'_b)}} \\
&= \frac{(-1)^{\frac{\chi(\Sigma_1)+2}{2}} (-1)^{n_{1\uparrow 2}+1} \prod_{F \text{ facet of } \Sigma} P_F}{(X_1 - X_2)^{\chi(\Sigma_b)}} \\
&= (-1)^2 \langle \Sigma, c' \rangle \\
&= \langle \Sigma, c' \rangle
\end{aligned}$$

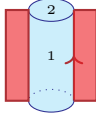
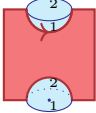
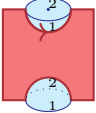
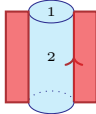
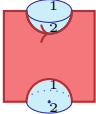
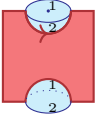
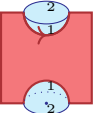
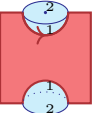
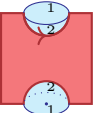
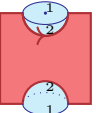
Summing over all colorings of Σ and Σ' we get $\langle \Sigma \rangle = \langle \Sigma' \rangle$.

When we change the orientation of the surfaces, the only thing that changes is the relation between $n_{1\uparrow 2}$ and $n'_{1\uparrow 2}$ for each class of colorings. The result of this is an overall multiplication by -1 . We get the first two bubble relations. The proof of the other bubble relations are similar.

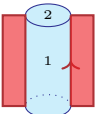
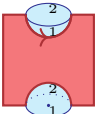
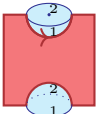
Moving on to the Bigon relation.

Let $\Sigma =$ , $\Sigma_+ =$  and $\Sigma_- =$ .

The possible colorings on Σ are divided into two classes, those of Σ_+ and Σ_- into four classes. There is a correspondence between them:

- c_1 :  ,  , .
- c_2 :  ,  , .
- c_3 :  , .
- c_4 :  , .

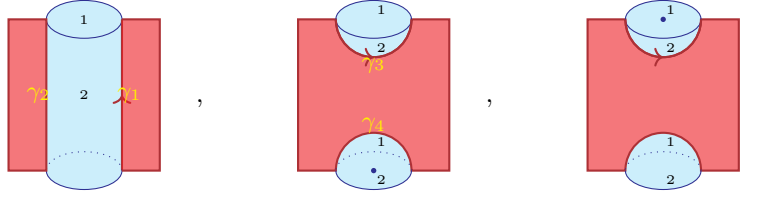
We are going to proceed as before, starting with c_1 :

		
Σ_1	Σ_1	Σ_1
$\chi(\Sigma_b)$	$\chi(\Sigma_b) + 2$	$\chi(\Sigma_b) + 2$
$n_{1\uparrow 2}$	$n_{1\uparrow 2}$	$n_{1\uparrow 2}$
P	$P \times X_1$	$P \times X_2$

The relation between the blue subsurfaces is the attachment of a handle, giving the relation between the Euler characteristics.

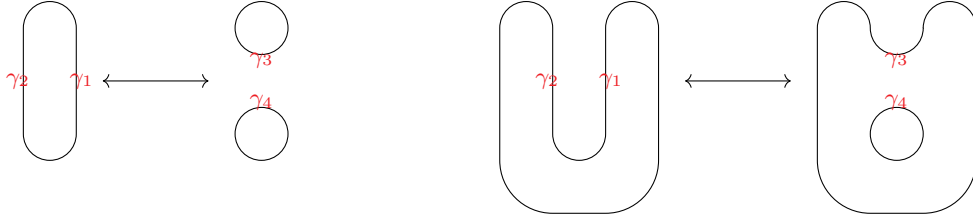
$\langle \Sigma_+, c_1 \rangle - \langle \Sigma_-, c_1 \rangle = \frac{X_1 - X_2}{X_1 - X_2} \langle \Sigma, c_1 \rangle$, which is what we want.

For c_2 Σ_1 is always the same. The blue subsurfaces are related by the attachment of a handle again. As in before $P_+ = X_2 P$ and $P_- = X_1 P$, but $n_{1\uparrow 2}$ changes depending on the number of components of the binding.



If the arcs γ_1 and γ_2 are in the same component, then γ_3 and γ_4 are in different components, $n_{1\uparrow 2}$ increases by 1 in Σ_+ and Σ_- .

If γ_1 and γ_2 are in different components, then γ_3 and γ_4 are in the same component, $n_{1\uparrow 2}$ decreases by 1 in Σ_+ and Σ_- .



Either way, $n_{1\uparrow 2}$ changes by 1, therefore we get an overall multiplication by -1.

$$\begin{aligned} \langle \Sigma_+, c_2 \rangle - \langle \Sigma_-, c_2 \rangle &= \frac{(-1)X_2}{X_1 - X_2} \langle \Sigma, c_2 \rangle - \frac{(-1)X_1}{X_1 - X_2} \langle \Sigma, c_2 \rangle \\ &= \langle \Sigma, c_2 \rangle \end{aligned}$$

Finally, we prove that $\langle \Sigma_+, c_3 \rangle = \langle \Sigma_-, c_3 \rangle$ and $\langle \Sigma_+, c_4 \rangle = \langle \Sigma_-, c_4 \rangle$.

For c_3 and c_4 , it is clear that $\Sigma_{+,1} = \Sigma_{-,1}$, $\Sigma_{+,b} = \Sigma_{-,b}$, and $n_{1\uparrow 2}^+ = n_{1\uparrow 2}^-$. The only thing that could change is the polynomial decoration. The points in both Σ_+ and Σ_- are placed on subsurfaces with the same label (1 for c_4 and 1 for c_3). Therefore, we have $\langle \Sigma_+, c_3 \rangle = \langle \Sigma_-, c_3 \rangle$ and $\langle \Sigma_+, c_4 \rangle = \langle \Sigma_-, c_4 \rangle$, like we wanted. Summing over all colorings we have $\langle \Sigma \rangle = \langle \Sigma_+ \rangle - \langle \Sigma_- \rangle$.

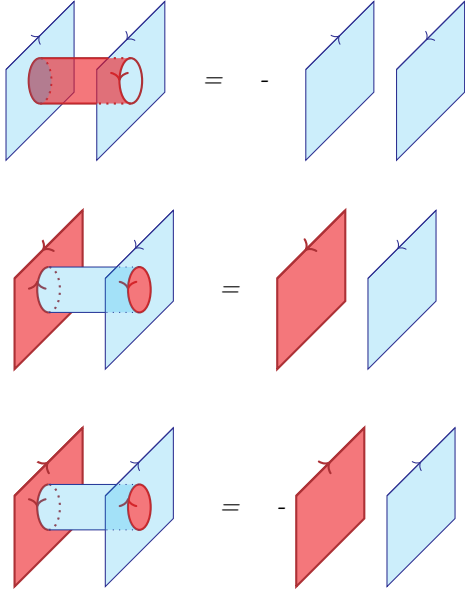
The proof of the neck cutting relations are similar. The migration relation and the action of the decorations are left to the reader.

□

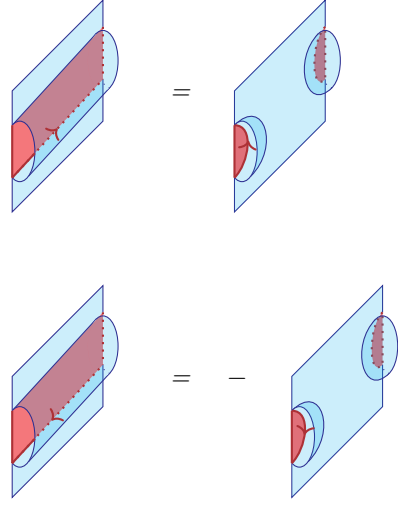
More relations follow, which will be useful in following sections.

Lemma 3.6. *The following relations hold:*


- *Tube relations:*



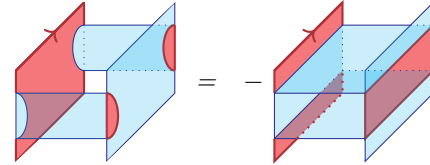
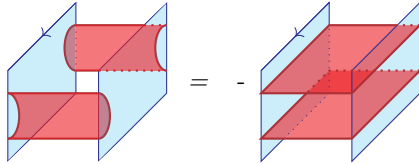
- *Band relations:*



- *(I1) relation:*



- *(I2) relation:*



Proof. The tube relations clearly follow from the neck cutting relations along with the bubble relations. The remaining relations can be proven as in the previous lemma. \square

4 The universal construction

Definition 4.1. Given an object $O \in \mathcal{F}(B)$, we can define a functor \mathcal{G}_O

$$\begin{aligned} \mathcal{G}_O : \mathcal{F}(B) &\rightarrow \mathbb{Z}[X_1, X_2]Mod \\ \Gamma &\mapsto Hom_{\mathcal{F}(B)}(O, \Gamma) \end{aligned}$$

The morphisms are sent to the map defined by the composition.

In the case $O = \emptyset$ we can further quotient $Hom_{\mathcal{F}}(\emptyset, \Gamma)$ for each Γ by the kernel of the bilinear form b :

$$\begin{aligned} b : Hom(\emptyset, \Gamma) \times Hom(\Gamma, \emptyset) &\rightarrow \mathbb{Z}[X_1, X_2] \\ \Sigma_1, \Sigma_2 &\mapsto \langle \Sigma_2 \circ \Sigma_1 \rangle \end{aligned}$$

to obtain a functor

$$\begin{aligned}\mathcal{G} : \mathcal{F} &\rightarrow \mathbb{Z}[X_1, X_2]Mod \\ \Gamma &\mapsto Hom_{\mathcal{F}}(\emptyset, \Gamma)_{/ker(b)}\end{aligned}$$

Definition 4.2. The relations (ℓ) from the Lemma 3.5 are in the kernel of the bilinear form b . Therefore the functor \mathcal{G} factor through a category \mathcal{F}_ℓ , that has the same objects as \mathcal{F} , and for morphism the quotient of the morphisms of \mathcal{F} by (ℓ) . We keep the same notation for the new functor:

$$\begin{aligned}\mathcal{G} : \mathcal{F}_\ell &\rightarrow \mathbb{Z}[X_1, X_2]Mod \\ \Gamma &\mapsto Hom_{\mathcal{F}_\ell}(\emptyset, \Gamma)\end{aligned}$$

We similarly define the category $\mathcal{F}(B)_\ell$ by taking the quotient of $\mathcal{F}(B)$ by the local relations (ℓ) on the morphisms, always keeping the boundary fixed.

The relations (ℓ) respect the grading. The categories $\mathcal{F}(B)_\ell$ remains graded.

Example 4.3. Computing the image by \mathcal{G} of some graphs: Let Γ be closed graph. Let $S(\Gamma) = \mathcal{G}(\Gamma)$.

- $\Gamma = \emptyset$: Let $\Sigma \in S(\emptyset)$. Let Σ' be a closed foams. Then $\langle \Sigma \circ \Sigma' \rangle = \langle \Sigma \rangle \langle \Sigma' \rangle = \langle \Sigma \rangle \langle \emptyset \circ \Sigma' \rangle$. This is true for any such Σ' . Therefore, for all $\Sigma \in S(\emptyset)$, we have $\Sigma = \langle \Sigma \rangle \emptyset$ in $S(\emptyset)$, and $S(\emptyset) \simeq \mathbb{Z}[X_1, X_2]$ is generated by the empty foam.
- Γ is a red circle, then $S(\text{red circle})$ is generated by the red disk. This follows from the neck cutting relation applied to a neighborhood of the circle.
- Γ is a blue circle: consider the maps $f = \begin{pmatrix} f_1 \\ f_2 \end{pmatrix}$, and $g = (g_1 \ g_2)$:

$$\begin{array}{ccccc} f_1 = \text{blue disk} & & S(\emptyset)\{-1\} & & g_1 = \text{red disk} \\ & \nearrow & & \searrow & \\ S(\text{blue circle}) & & & & S(\text{blue circle}) \\ & \searrow & & \nearrow & \\ f_2 = \text{blue disk} & & S(\emptyset)\{1\} & & g_2 = -\text{red disk} \end{array}$$

Then: $g \circ f = \begin{pmatrix} \text{blue disk} & \text{blue disk} \\ \text{red disk} & \text{red disk} \end{pmatrix} - \begin{pmatrix} \text{blue disk} & \text{red disk} \\ \text{red disk} & \text{blue disk} \end{pmatrix}$ is the identity on $S(\text{blue circle})$ by the neck cutting relation, and

$$f \circ g = \begin{pmatrix} \text{red disk} & \text{red disk} \\ \text{blue disk} & \text{blue disk} \end{pmatrix} = \begin{pmatrix} 1 & 0 \\ 0 & 1 \end{pmatrix}.$$

Therefore $S(\text{blue circle}) \simeq S(\emptyset)\{-1\} \oplus S(\emptyset)\{1\} \simeq \mathbb{Z}[X_1, X_2]\{-1\} \oplus \mathbb{Z}[X_1, X_2]\{1\}$.

5 Evaluation of graphs

Definition 5.1. Let $\Gamma \in \mathcal{F}$ be a closed trivalent graph. The blue edges in Γ form a set of disjoint loops Γ_1 . The evaluation of Γ is defined by the formula $V(\Gamma) = (q + q^{-1})^n$, where n is the number of components of Γ_1 .

Theorem 5.2. The graded dimension of $S(\Gamma)$ is equal to its evaluation $V(\Gamma)$.

To prove this we will need some intermediate results:

Lemma 5.3. *For all Γ be a closed trivalent graph that contains at least one red edge, then there has to be at least one sub-graph that is either a bigon or a square (Figure 6 and 5.3).*

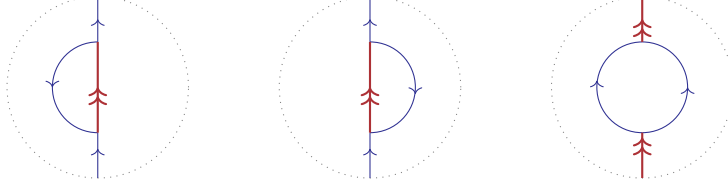


Figure 6: Bigons

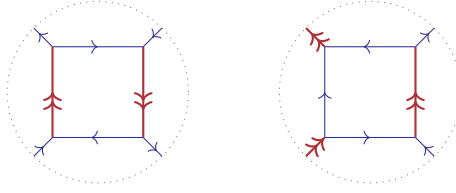


Figure 7: Squares

Proof. Suppose Γ is connected. Otherwise we do the same for a connected component of Γ .

Let v , e and f be respectively the number of vertices, edges and faces. We know that $\chi(\Gamma) = v - e + f = 2$.

For each face F assign χ_F defined by $\chi_F := \begin{cases} \frac{1}{3} \text{ the number of vertices of } F \\ + \frac{1}{3} \text{ the number of vertices of } F \text{ for which all adjacent} \\ \text{edges belong to } F \\ + \frac{1}{3} \text{ the number of vertices of } F \text{ that belong only to } F \\ - \frac{1}{2} \text{ the number of edges of } F \\ - \frac{1}{2} \text{ the number of edges of } F \text{ that belong only to } F \\ + 1. \end{cases}$

Then:

1. $\sum_{F \text{ face of } \Gamma} \chi_F = 2$.
2. If a face F is bounded, and v_F is the number of vertices of F , then $\chi_F = \frac{1}{3}v_F - \frac{1}{2}v_F + 1 = 1 - \frac{1}{6}v_F$.
3. If the unbounded face F' does not contain an edge that belongs to it only, then $\chi_{F'} \leq 1$

Suppose that $v_F \geq 6$ for all bounded faces of Γ , then the sum $\sum_{F \text{ bounded face of } \Gamma} \chi_F$ would be at most 1. Therefore there has to be a face of Γ with at most 5 vertices. Checking all configurations of the faces possible up to 5 vertices that respect the flow condition, we obtain exactly the ones in the statement of the lemma. \square

Lemma 5.4. 1. $S(\text{bigon with red edge}) \simeq S(\text{bigon with red edge})\{-I\} \oplus S(\text{bigon with red edge})\{I\}$.

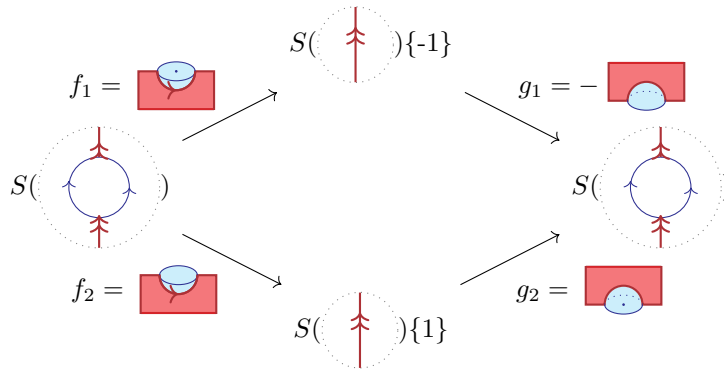
2. $S(\text{square with red edge}) \simeq S(\text{square with red edge}) \simeq S(\text{square with red edge})$.

$$3. S(\text{square with red edges}) \simeq S(\text{two horizontal blue arcs}).$$

$$4. S(\text{square with blue edges}) \simeq S(\text{two vertical red arcs}).$$

Proof. (Lemma 5.4)

1. Let $f = \begin{pmatrix} f_1 \\ f_2 \end{pmatrix}$, and $g = (g_1 \ g_2)$ be the maps:



Then $g \circ f = Id$ by the Bigons relation and $f \circ g = Id$ by the bubble relations.

For the other points we state the maps. Checking that they are isomorphisms follows directly from the relations in Lemma 3.5 and 3.6.

2. For the identity on the right:

$$f = \text{band relation} , \quad g = - \text{bubble relation} \quad (\text{Band and bubble relations}).$$

The isomorphisms are symmetrical for the first graph, with a sign change.

$$3. f = \text{tube relation} , \quad g = - \text{tube relation} \quad ((I1) \text{ and tube relations}).$$

$$4. f = \text{tube relation} , \quad g = \text{tube relation} \quad ((I2) \text{ and tube relations}).$$

□

Proof. (Theorem 5.2)

Let r be the number of red edges in the graph Γ . We know that $S(\bigcirc) \simeq \mathbb{Z}[X_1, X_2]\{-1\} \oplus \mathbb{Z}[X_1, X_2]\{1\}$. Therefore $\deg(S(\bigcirc)) = (q + q^{-1})$. Suppose then that $r = 0$ and n is the number of blue circles of Γ , it follows that $\deg(S(\Gamma)) = (q + q^{-1})^n$.

We proceed by induction, let Γ be a graph for which r is positive. Then there is a face F of Γ that is either a bigon or a square. Let n be the number of blue circles in Γ :

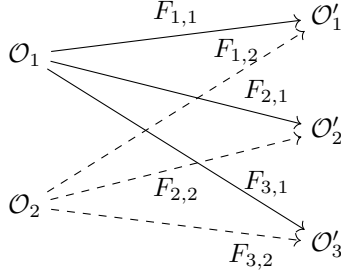


Figure 8: A representation of a morphism in $\text{Mat}(\mathcal{C})$.

- If $F = \textcircled{\text{red circle}}$, then we know from the previous lemma that $S(\Gamma) \simeq S(\Gamma')\{-1\} \oplus S(\Gamma')\{1\}$ where Γ' is the graph obtained from Γ by replacing F with a simple red line, and $\deg(S(\Gamma)) = (q + q^{-1})\deg(S(\Gamma'))$. The number of circles in Γ' is $n - 1$. If the number of red edges in Γ' is strictly lower than that in Γ then by induction $\deg(S(\Gamma)) = (q + q^{-1})(q + q^{-1})^{n-1} = (q + q^{-1})^n$. This is the case unless the component of F is of this form $\textcircled{\text{red circle}}$, and is replaced by a red circle in Γ' , but $S(\textcircled{\text{red circle}}) \simeq S(\emptyset)$. We can suppose that Γ' does have fewer red edges than Γ .
- For the other options of faces F , a different bigon or a square, it is clear that the isomorphisms from Lemma 5.4 send Γ to a graph Γ' with strictly fewer red edges and the same number of blue circles n . By induction $\deg(S(\Gamma)) = (q + q^{-1})^n$. This finishes the proof of the theorem.

□

6 The Khovanov complex using foams

6.1 Formal chain complexes in the category of foams

Similarly to [Bar05], we start with some definitions to lay the groundwork for the rest of the section.

Definition 6.1. Let R be a ring. A category \mathcal{C} is said to be R -linear if for any two objects O, O' in \mathcal{C} , $\text{Hom}_{\mathcal{C}}(O, O')$ is an R -module, and the composition of morphisms is bilinear.

For example the categories $\mathcal{F}(B)$ and $\mathcal{F}(B)_{/\ell}$ are $\mathbb{Z}[X_1, X_2]$ -linear.

Definition 6.2. Given a R -linear category \mathcal{C} , $\text{Mat}(\mathcal{C})$ is the R -linear category defined as follows:

- The objects of $\text{Mat}(\mathcal{C})$ are formal direct sums (possibly empty) $\oplus_{i=1}^n \mathcal{O}_i$ of objects \mathcal{O}_i of \mathcal{C} .
- If $\mathcal{O} = \oplus_{i=1}^m \mathcal{O}_i$ and $\mathcal{O}' = \oplus_{j=1}^n \mathcal{O}'_j$, then a morphism $F : \mathcal{O}' \rightarrow \mathcal{O}$ in $\text{Mat}(\mathcal{C})$ will be an $m \times n$ matrix $F = (F_{ij})$ of morphisms $F_{ij} : \mathcal{O}'_j \rightarrow \mathcal{O}_i$ in \mathcal{C} .
- Linear combinations of morphisms in $\text{Mat}(\mathcal{C})$ are the linear combinations of the corresponding matrices.
- Compositions of morphisms in $\text{Mat}(\mathcal{C})$ are defined by a rule modeled on matrix multiplication, but with compositions in \mathcal{C} replacing the multiplication.

$$((F_{ij}) \circ (G_{jk}))_{ik} := \sum_j F_{ij} \circ G_{jk}.$$

Objects in $\text{Mat}(\mathcal{C})$ can be represented by columns of objects of \mathcal{C} , and morphisms by arrows between them. The empty column $()$ is the zero object (Figure 8).

A morphism in $\text{Mat}(\mathcal{C})$ is homogeneous of degree d if all its components are of degree d .

Definition 6.3. Formal chain complexes

Let R be a ring and \mathcal{D} be an R -linear category. $Kom(\mathcal{D})$ is the category of formal chain complexes in \mathcal{D} defined by:

- Objects $(O, d) \in Kom(\mathcal{D})$ are chains of morphisms

$$\dots \xrightarrow{d_{i-2}} O_{i-1} \xrightarrow{d_{i-1}} O_i \xrightarrow{d_i} O_{i+1} \xrightarrow{d_{i+1}} \dots$$

such that the composition $d_{i+1} \circ d_i = 0$ for all i .

- Morphisms $f : (O, d) \rightarrow (O', d')$ are collections of morphisms $f_i : O_i \rightarrow O'_i$ in \mathcal{D} such that for all i , $f_{i+1} \circ d_i = d'_i \circ f_i$.
- The composition of two morphisms f and g is given by $(f \circ g)_i = f_i \circ g_i$.

Definition 6.4. Homotopy in formal complexes

Let R be a ring. Let \mathcal{D} be an R -linear category. We say that two morphisms $F, G : (O_i) \rightarrow (O'_i)$ in $Kom(\mathcal{D})$ are homotopic (and we write $F \sim G$) if there exists morphisms $h_i : O_i \rightarrow O_{i-1}$ so that $F_i - G_i = h_{i+1}d_i + d_{i-1}h_i$ for all i .

Just like for chain complexes of abelian groups, homotopy is an equivalence relation and is invariant under composition on the left and on the right. Therefore for a category \mathcal{D} we can quotient the morphisms of $Kom(\mathcal{D})$ by homotopy equivalences to obtain the category $Kom_h(\mathcal{D})$.

For readability we write $Kob(B)$ for $Kom(Mat(\mathcal{F}_\ell(B)))$ and $Kob_h(B)$ for $Kom_h(Mat(\mathcal{F}_\ell(B)))$. When B is empty we just write Kob and Kob_h .

6.2 The definition of the Khovanov complex: A picture

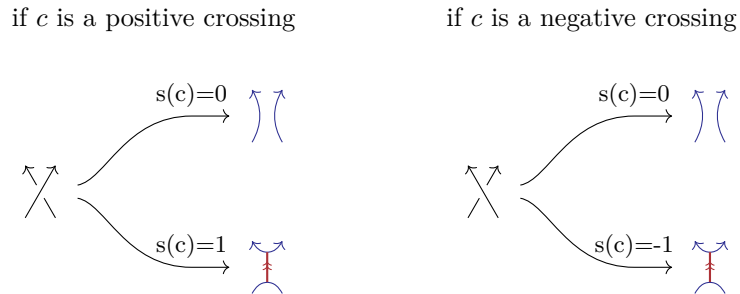
Let D be a diagram of a link L with n crossings. Let n_- be the number of negative crossings of D , and n_+ the number of positive crossings. Choose an order on the crossings.

We describe the construction of a "cube of resolution" of D . It is a cube with vertices trivalent graphs corresponding to different ways of resolving the crossings of the diagram, and with edges signed cobordisms between them. It can be seen as a way to modify the classic cube of resolution (see Section 7) in order to keep track of orientation. This is the key idea for Blanchet's oriented model of Khovanov homology [Bla10].

An example of a cube of resolution of the trefoil \mathcal{R} is given in Figure 10.

The vertices

A state s associates to each positive (resp. negative) crossing a number $s(c) \in \{0, 1\}$ (resp. $s(c) \in \{0, -1\}$). For a state s we construct a trivalent graph D_s , obtained from D by replacing each crossing c by:



The height of s is the sum $|s| = \sum_c s(c)$. The graphs D_s are the vertices of the cube, and they are grouped by height.

The edges

Let s and s' be two states respectively at height i and $i + 1$, such that they differ by only one crossing c in position j . Then d_s^j is the D_s -Foam- $D_{s'}$ defined by:

- outside of a neighborhood of c d_s^j is the identity cobordism.

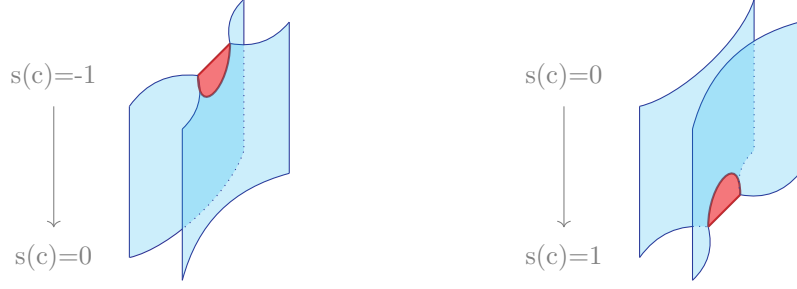


Figure 9: The differentials.

- in the neighborhood of c we have, depending on the sign of the crossing one of the two cobordisms:

Let o_s be the set of integers j such that either the j^{th} crossing is positive and $s(j) = 0$, or it's negative and $s(j) = -1$. The edges of the cube correspond to the maps $\{d_s^j\}_{s,j \in o_s}$.

The signs

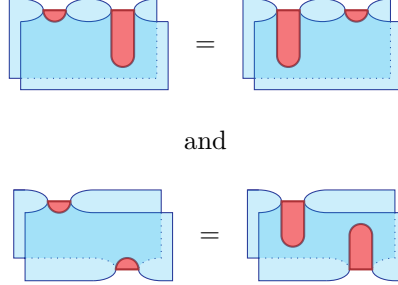
We work in the category *Kob*.

Let $\llbracket D \rrbracket_i = \bigoplus_{|s|=i} D_s$, and $d_i = \sum_{\substack{|s|=i \\ j \in o_s}} \epsilon_s^j d_s^j$, where ϵ_s^j is the sign assigned to the corresponding edge.

We want the bracket $\llbracket D \rrbracket$ defined above to be a chain complex:

$$\llbracket D \rrbracket_{-n_-} \rightarrow \llbracket D \rrbracket_{-n_-+1} \rightarrow \dots \rightarrow \llbracket D \rrbracket_{n_+}$$

First notice that when we forget the signs the faces of the cube commute.



It is enough to choose the signs ϵ_s^j well so that they anticommute instead. then $d \circ d = 0$ and $\llbracket D \rrbracket$ is a chain complex. .

Let s be a state and $n_s = \sum_c |s(c)|$. Let Δ_s be the abelian group spanned by crossings c such that $|s(c)| = 1$.

Let j be such a crossing. If j is positive let ϵ_s^j be the map $\cdot \wedge j : \bigwedge^{n_s} \Delta_s \rightarrow \bigwedge^{n_s+1} \Delta_{s'}$. If c is negative let ϵ_s^j be the map $\cdot \lrcorner j : \bigwedge^{n_s} \Delta_s \rightarrow \bigwedge^{n_s-1} \Delta_{s'}$ where \lrcorner is the antisymmetrization of the exterior product. These maps can be interpreted as signs.

Let j_1 and j_2 be distinct elements of o_s . The exterior product and antisymmetrization are anticommutative. So if w is an element of $\bigwedge^{n_s} \Delta_s$ then $w \wedge j_1 \wedge j_2 = w \wedge j_2 \wedge j_1$ and $w \lrcorner j_1 \lrcorner j_2 = w \lrcorner j_2 \lrcorner j_1$. By definition we also have $w \wedge j_1 \lrcorner j_2 = w \lrcorner j_2 \wedge j_1$. By adding the signs the faces do anticommute.

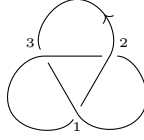
Therefore the cube of resolution of a diagram defines a formal chain complex $\llbracket D \rrbracket \in \text{Kob}$.

Finally, **the Khovanov complex of a link diagram D** , $CKh(D)$ is constructed from the bracket $\llbracket D \rrbracket$ by shifting the degrees

$$CKh^i(D) = \llbracket D \rrbracket_i \{i + n_+ - n_-\}, \text{ that is } deg(CKh^i(D)) = q^{i+n_+-n_-} deg(\llbracket D \rrbracket_i).$$

Example 6.5. : The cube of resolution of a Trefoil

Consider the following diagram D of a trefoil, with ordered crossings:



All the crossings are positive. We draw the vertices of the cube of resolution, label them with s and indicate the signs. The cobordisms are harder to draw. A change in the state of a crossing $s(c)$ always corresponds to one of the cobordisms in Figure 9, everywhere else we have the identity cobordism. Refer to section 6.3 for examples of smaller chain complexes, where differentials are explicitly drawn. The picture we get is then seen as a formal chain complex of objects in the category $Mat(\mathcal{F})$, as in figure 8.

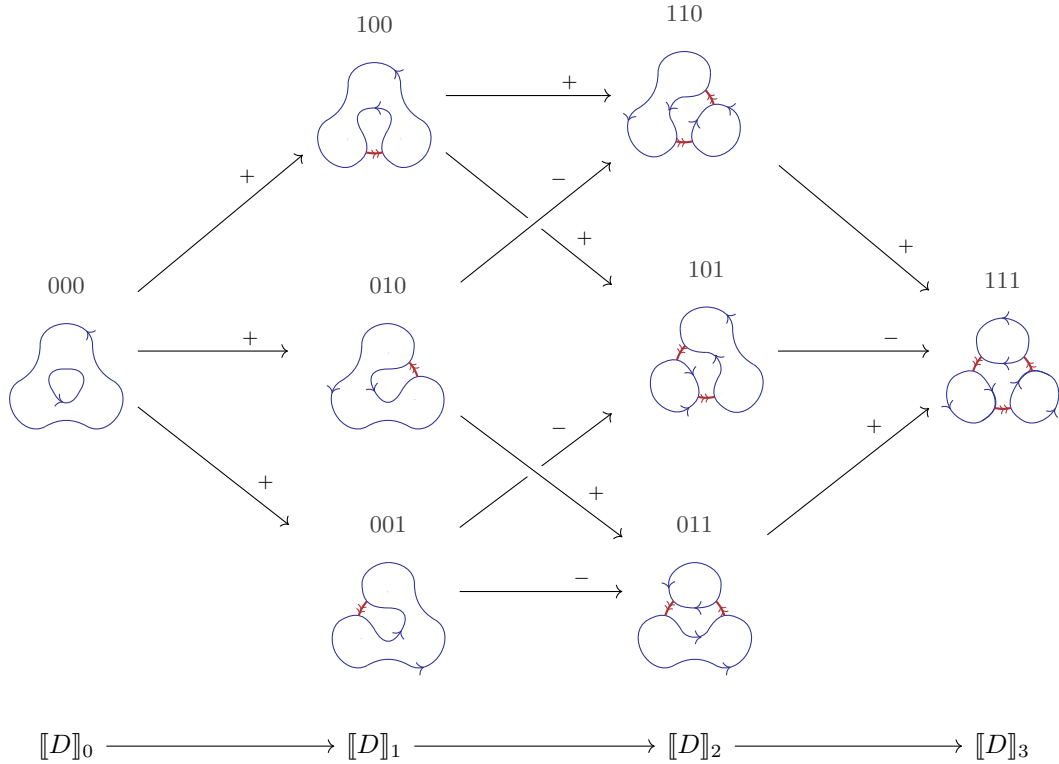


Figure 10: The cube of resolution of a trefoil.

6.3 Invariance

Let D be a planar diagram of a tangle with boundary B . Then we can define $CKh(D) \in Kob(B)$ in the same way we did for links.

Theorem 6.6. *Let D be a diagram of a tangle T . Then:*

1. *All differentials in $CKh(D)$ are of degree 0.*
2. *The complex $CKh(T)$ is an invariant of the tangle T up to degree 0 homotopy equivalences. That is, if D_1 and D_2 are two diagrams which differ by some Reidemeister moves and planar isotopy, then there is a homotopy equivalence $F : CKh(D_1) \rightarrow CKh(D_2)$ with $deg(F) = 0$.*

Proof. The cobordisms d_s^j defined above are of degree -1 , so the differentials d_i in the complex $\llbracket D \rrbracket$ are all of degree -1 . But after the shift of degree $deg(CKh^i(D)) = q^{-i+n-n+} deg(\llbracket D \rrbracket_i)$, the degrees of the

differentials d_i in CKh are shifted up by the difference $(i + 1 + n_- - n_+) - (i + n_- - n_+) = 1$. That is $\deg(d) = 0$.

Now we define the homotopy equivalence maps for each Reidemeister move.

- $R1+$: The chain complex for $R1+$ is:

$$\mathbb{I} \left[\text{circle with arrow} \right] = 0 \longrightarrow \left[\text{circle with arrow} \right] \xrightarrow{d} \left[\text{circle with arrow and red line} \right] \longrightarrow 0 .$$

The graph at height 0 is underlined. We want to find chain maps f and g

$$\begin{array}{ccccccc} 0 & \longrightarrow & \left[\text{circle with arrow} \right] & \xrightleftharpoons[h]{d} & \left[\text{circle with arrow and red line} \right] & \longrightarrow & 0 \\ & & \downarrow f & & \uparrow g & & \\ 0 & \longrightarrow & \left[\text{circle with arrow} \right] & \longrightarrow & 0 & & \end{array}$$

and a homotopy map h . We have:

$$d = \left[\text{3D diagram of a surface with a red patch} \right] . \quad \text{Let } h = \left[\text{3D diagram of a surface with a red patch and a bubble} \right] .$$

$$\text{Let } f = \left[\text{3D diagram of a surface with a bubble} \right] \quad \text{and} \quad g = - \left[\text{3D diagram of a surface with a bubble} \right] + \left[\text{3D diagram of a surface with a bubble} \right]$$

Then:

$$1. \quad d \circ g = 0:$$

$$\begin{aligned} d \circ g &= - \left[\text{3D diagram 1} \right] + \left[\text{3D diagram 2} \right] \\ &= - \left[\text{3D diagram 3} \right] - \left[\text{3D diagram 4} \right] + \left[\text{3D diagram 5} \right] \end{aligned}$$

Bubble relation on the first term and migration on the second term

$$= - \text{[diagram 1]} - \text{[diagram 2]} + \text{[diagram 3]}$$

Placing the red dot on a different component doesn't change the morphism, then we use bubble relations again

$$= 0$$

This is the migration relation again.

2. $f \circ g = Id$:

$$f \circ g = - \text{[diagram 1]} + \text{[diagram 2]}$$

but a sphere without points is just 0, and $\text{[diagram 3]} = - \text{[diagram 4]} = 1$.

So that $f \circ g = \text{[diagram 5]} = Id$.

3. $g \circ f - Id = d \circ h$:

$$\begin{aligned} g \circ f - Id &= - \text{[diagram 1]} + \text{[diagram 2]} - \text{[diagram 3]} \\ &= - \text{[diagram 4]} + \text{[diagram 5]} + \text{[diagram 6]} - \text{[diagram 7]} \\ &= - \text{[diagram 8]} + \text{[diagram 9]} \\ &= \text{[diagram 10]} \end{aligned}$$

First, we used the neck cutting relation, then the second and last term cancel out. Applying the bubble relations to the rest we get the third line, and the last line follows from a neck cutting relation again.

4. Finally $-Id = h \circ d$, this is just the tube relation:

$$h \circ d = \text{[Diagram: A blue surface with a red circle and a blue circle, connected by a tube]} = -Id$$

• $R1-$:

$$\text{[Diagram: A circle with a vertical line through it]} = 0 \longrightarrow \text{[Diagram: A circle with a vertical line through it and a red dot]} \xrightarrow{d} \text{[Diagram: A circle with a vertical line through it]} \longrightarrow 0 .$$

We define the maps:

$$\begin{array}{ccccc} 0 & \longrightarrow & \text{[Diagram: A circle with a vertical line through it and a red dot]} & \xrightleftharpoons[h]{d} & \text{[Diagram: A circle with a vertical line through it]} \longrightarrow 0 \\ & & & \uparrow f \quad \downarrow g & \\ 0 & \longrightarrow & \text{[Diagram: A circle with a vertical line through it]} & \longrightarrow & 0 \end{array}$$

$$f = \text{[Diagram: A blue surface with a red circle and a blue circle, connected by a tube]} - \text{[Diagram: A blue surface with a red circle and a blue circle, connected by a tube]} , \quad g = \text{[Diagram: A blue surface with a red circle and a blue circle, connected by a tube]} \quad \text{and} \quad h = - \text{[Diagram: A blue surface with a red circle and a blue circle, connected by a tube]} .$$

We have $d = \text{[Diagram: A blue surface with a red circle and a blue circle, connected by a tube]} .$ Then:

1. $f \circ d = 0$:

$$\begin{aligned} f \circ d &= - \text{[Diagram: A blue surface with a red circle and a blue circle, connected by a tube]} + \text{[Diagram: A blue surface with a red circle and a blue circle, connected by a tube]} \\ &= - \text{[Diagram: A blue surface with a red circle and a blue circle, connected by a tube]} - \text{[Diagram: A blue surface with a red circle and a blue circle, connected by a tube]} + \text{[Diagram: A blue surface with a red circle and a blue circle, connected by a tube]} \quad (\text{Migration then bubble relations}) \end{aligned}$$

$$= 0.$$

(Migration)

2. $f \circ g = Id$:

$$f \circ g = \begin{array}{c} \text{blue plane with dot} \\ \text{red disk} \end{array} - \begin{array}{c} \text{blue plane} \\ \text{red disk} \end{array}$$

but $\begin{array}{c} \text{red disk} \\ \text{blue disk} \end{array} = \begin{array}{c} \text{blue disk} \\ \text{red disk} \end{array} = -1$

and $f \circ g = -(-\begin{array}{c} \text{blue plane} \\ \text{red disk} \end{array}) = Id.$

3. $g \circ f - Id = d \circ h$:

$$\begin{aligned} g \circ f - Id &= \begin{array}{c} \text{blue plane with dot} \\ \text{red disk} \end{array} - \begin{array}{c} \text{blue plane} \\ \text{red disk} \end{array} - \begin{array}{c} \text{blue plane} \\ \text{red disk} \end{array} \\ &= \begin{array}{c} \text{blue plane with dot} \\ \text{red disk} \end{array} - \begin{array}{c} \text{blue plane} \\ \text{red disk} \end{array} + \begin{array}{c} \text{blue plane} \\ \text{red disk} \end{array} - \begin{array}{c} \text{blue plane} \\ \text{red disk} \end{array} \\ &= \begin{array}{c} \text{blue plane} \\ \text{red disk} \end{array} - \begin{array}{c} \text{blue plane with dot} \\ \text{red disk} \end{array} \\ &= \begin{array}{c} \text{blue plane} \\ \text{red disk} \end{array} - \begin{array}{c} \text{blue plane with dot} \\ \text{red disk} \end{array} \\ &= \begin{array}{c} \text{blue plane} \\ \text{red disk} \end{array} - \begin{array}{c} \text{blue plane with dot} \\ \text{red disk} \end{array} \\ &= \begin{array}{c} \text{blue plane} \\ \text{red disk} \end{array} - \begin{array}{c} \text{blue plane with dot} \\ \text{red disk} \end{array} \end{aligned}$$

4. $h \circ d = \begin{array}{c} \text{blue plane} \\ \text{red disk} \end{array} = -Id$

From now on we only fill in the blue surfaces if it makes reading the cobordisms easier.

- $R2+$: The chain complex is:

$$\llbracket \begin{array}{c} \nearrow^1 \\ \searrow^2 \end{array} \rrbracket = 0 \longrightarrow \text{bubble} \xrightarrow{\begin{pmatrix} d_1 \\ d_2 \end{pmatrix}} \uparrow \uparrow \oplus \text{bubble} \xrightarrow{\begin{pmatrix} d_3 & -d_4 \end{pmatrix}} \text{bubble} \longrightarrow 0$$

where:

$$d_1 = \text{rectangle with top cap}, \quad d_2 = \text{rectangle with bottom cap}, \quad d_3 = \text{rectangle with left cap}, \quad \text{and} \quad d_4 = \text{rectangle with right cap}$$

Let:

$$f = \text{rectangle with bottom cap}, \quad g = - \text{rectangle with top cap}, \quad h_1 = \text{rectangle with left cap}, \quad \text{and} \quad h_2 = - \text{rectangle with right cap}$$

Then we have a homotopy equivalence:

$$\begin{array}{c} \uparrow \uparrow \\ \llbracket \begin{array}{c} \uparrow \\ \downarrow \end{array} \rrbracket = \\ \uparrow \downarrow \\ G \quad F \\ \downarrow \uparrow \\ \llbracket \begin{array}{c} \nwarrow^2 \\ \nearrow^1 \end{array} \rrbracket = \end{array} \quad \begin{array}{c} 0 \longrightarrow \uparrow \uparrow \longrightarrow 0 \\ \parallel \quad \uparrow \downarrow \\ \parallel \quad g \quad f \\ 0 \longrightarrow \text{bubble} \xrightarrow{\begin{pmatrix} d_1 \\ d_2 \end{pmatrix}} \uparrow \uparrow \oplus \text{bubble} \xrightarrow{\begin{pmatrix} d_3 & -d_4 \end{pmatrix}} \text{bubble} \longrightarrow 0 \\ \quad \quad \quad \leftarrow \begin{pmatrix} 0 & h_1 \end{pmatrix} \quad \quad \quad \leftarrow \begin{pmatrix} 0 & h_2 \end{pmatrix} \end{array}$$

To check this:

1. F is a chain map: $d_3 - d_4 \circ f = 0$.

$$d_4 \circ f = \text{rectangle with top cap and bottom cap} = \text{rectangle with left cap} = d_3.$$

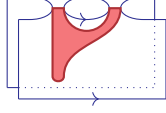
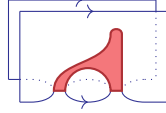
2. G is a chain map: $d_1 + g \circ d_2 = 0$

$$g \circ d_2 = - \text{rectangle with top cap and bottom cap} = - \text{rectangle with top cap} = -d_1.$$

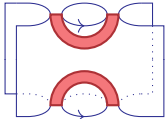
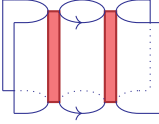
3. $G \circ F = Id$ because $g \circ f = 0$. This follows from the bubble relation  = 0.

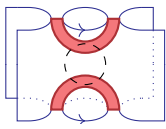
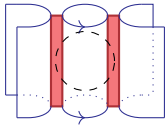
4. $F \circ G - I = h \circ d + d \circ h$.

$$F \circ G = \begin{pmatrix} Id & f \\ g & f \circ g \end{pmatrix}.$$

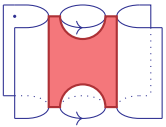
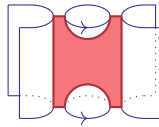
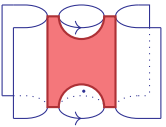
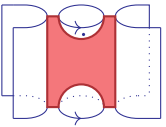
We have that $d_1 \circ h_1 = -$  $= g$ $\quad h_2 \circ d_3 =$  $= f$.

Therefore $F \circ G - I = \begin{pmatrix} 0 & h_2 \circ d_3 \\ d_1 \circ h_1 & f \circ g - Id \end{pmatrix}$ and we just need that $f \circ g - Id = -h_2 \circ d_4 + d_2 \circ h_1$.

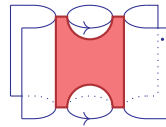
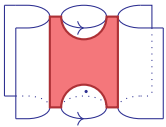
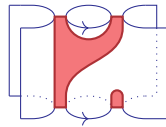
$$f \circ g - Id = -$$
  $-$ 

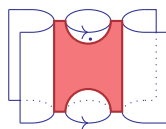
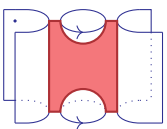
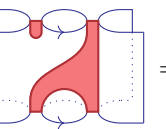
We can apply the bigon relation on both terms: here  and here 

and obtain

$$f \circ g - Id = -$$
  $+$  $-$  $+$ 

By the bigon relation again we can connect the blue dots differently:

$$-$$
  $-$  $=$  $= d_2 \circ h_1$

and $-$  $-$  $=$  $= -h_2 \circ d_4$

Therefore $f \circ g - Id = -h_2 \circ d_4 + d_2 \circ h_1$ like we wanted.
Finally $-d_4 \circ h_2 = -Id$ and $h_1 \circ d_1 = -Id$ by isotopy.

In the same way there is a homotopy equivalence between the complexes $\begin{matrix} \uparrow \\ \uparrow \end{matrix}$ and $\begin{matrix} \uparrow \\ \downarrow \end{matrix}$ given by.

$$\begin{array}{c}
\begin{array}{c} \uparrow \\ \parallel \\ \uparrow \end{array} = \\
\begin{array}{c} \uparrow \\ G' \\ \downarrow \end{array} \quad \begin{array}{c} \uparrow \\ F' \\ \downarrow \end{array} \\
\begin{array}{c} \nwarrow 2 \\ \parallel \\ \swarrow 1 \end{array} =
\end{array}
\quad
\begin{array}{c}
0 \longrightarrow \begin{array}{c} \uparrow \\ \parallel \\ \uparrow \end{array} \longrightarrow 0 \\
\parallel \quad \begin{array}{c} \uparrow \\ g \\ \downarrow \end{array} \quad \begin{array}{c} \uparrow \\ f \\ \downarrow \end{array} \\
0 \longrightarrow \begin{array}{c} \uparrow \\ \downarrow \end{array} \xrightarrow{\begin{pmatrix} d_1 \\ -d_2 \end{pmatrix}} \begin{array}{c} \uparrow \\ \parallel \\ \uparrow \end{array} \oplus \begin{array}{c} \uparrow \\ \downarrow \end{array} \xrightarrow{\begin{pmatrix} d_3 & d_4 \\ 0 & h_2 \end{pmatrix}} \begin{array}{c} \uparrow \\ \downarrow \end{array} \longrightarrow 0
\end{array}$$

- *R2*—: Let F and G be the maps:

$$\begin{array}{c}
\begin{array}{c} \uparrow \\ \parallel \\ \uparrow \end{array} = \\
\begin{array}{c} \uparrow \\ G \\ \downarrow \end{array} \quad \begin{array}{c} \uparrow \\ F \\ \downarrow \end{array} \\
\begin{array}{c} \nwarrow 1 \\ \parallel \\ \swarrow 2 \end{array} =
\end{array}
\quad
\begin{array}{c}
0 \longrightarrow \begin{array}{c} \uparrow \\ \parallel \\ \uparrow \end{array} \longrightarrow 0 \\
\begin{array}{c} \uparrow \\ a_1 \\ \downarrow \end{array} \quad \begin{array}{c} \uparrow \\ a_2 \\ \downarrow \end{array} \quad \begin{array}{c} \uparrow \\ g \\ \downarrow \end{array} \quad \begin{array}{c} \uparrow \\ f \\ \downarrow \end{array} \\
0 \longrightarrow \begin{array}{c} \uparrow \\ \downarrow \end{array} \xrightarrow{\begin{pmatrix} d_1 \\ d_2 \end{pmatrix}} \begin{array}{c} \uparrow \\ \parallel \\ \uparrow \end{array} \oplus \begin{array}{c} \uparrow \\ \downarrow \end{array} \xrightarrow{\begin{pmatrix} -d_3 & d_4 \\ 0 & h_2 \end{pmatrix}} \begin{array}{c} \uparrow \\ \downarrow \end{array} \longrightarrow 0
\end{array}$$

Where:

$$f = \begin{array}{c} \text{diagram} \end{array} \quad g = \begin{array}{c} \text{diagram} \end{array} \quad a_1 = - \begin{array}{c} \text{diagram} \end{array} \quad a_2 = \begin{array}{c} \text{diagram} \end{array}$$

$$\text{Let } h_1 = - \begin{array}{c} \text{diagram} \end{array} \quad h_2 = - \begin{array}{c} \text{diagram} \end{array}$$

The differentials are:

$$d_1 = \begin{array}{c} \text{diagram} \end{array} \quad d_2 = \begin{array}{c} \text{diagram} \end{array} \quad d_3 = \begin{array}{c} \text{diagram} \end{array} \quad d_4 = \begin{array}{c} \text{diagram} \end{array} \quad \text{Then:}$$

1. F and G are chain maps: $-d_3 \circ a_2 + d_4 \circ f = 0$ and $g \circ d_2 + a_1 \circ d_1 = 0$ (By Isotopy).
2. $G \circ F = Id$: in fact $g \circ f = 0$ because $\text{diagram} = 0$ and $a_1 \circ a_2 = Id$ from the tube relations.
3. $F \circ G - Id = d \circ h + h \circ d$:

$$F \circ G = \begin{pmatrix} a_2 \circ a_1 & a_2 \circ g \\ f \circ a_1 & f \circ g \end{pmatrix}$$

We have $a_2 \circ a_1 = Id$ from the (I2) relation in Lemma 3.6.

On top of that we want to prove that $f \circ a_1 = -h_2 \circ d_3$, $a_2 \circ g = d_1 \circ h_1$ and $f \circ g - Id = d_2 \circ h_1 + h_2 \circ d_4$.

$$f \circ a_1 = \text{[diagram]} \quad \text{and} \quad h_2 \circ d_3 = - \text{[diagram]}$$

$$\text{The (I2) relation gives that } h_2 \circ d_3 = \text{[diagram]}. \quad \text{Then using the bubble relations}$$

$$h_2 \circ d_3 = - \text{[diagram]} = f \circ a_1.$$

$$\text{The same works for the } a_2 \circ g = \text{[diagram]} = \text{[diagram]} = d_1 \circ h_1.$$

Now:

$$\begin{aligned} h_2 \circ d_4 &= - \text{[diagram]} \\ &= \text{[diagram]} - \text{[diagram]} \\ d_2 \circ h_1 &= - \text{[diagram]} \\ &= \text{[diagram]} - \text{[diagram]} \end{aligned}$$

Let us take a look back at the neck cutting relation and try to get rid of the red disks in it

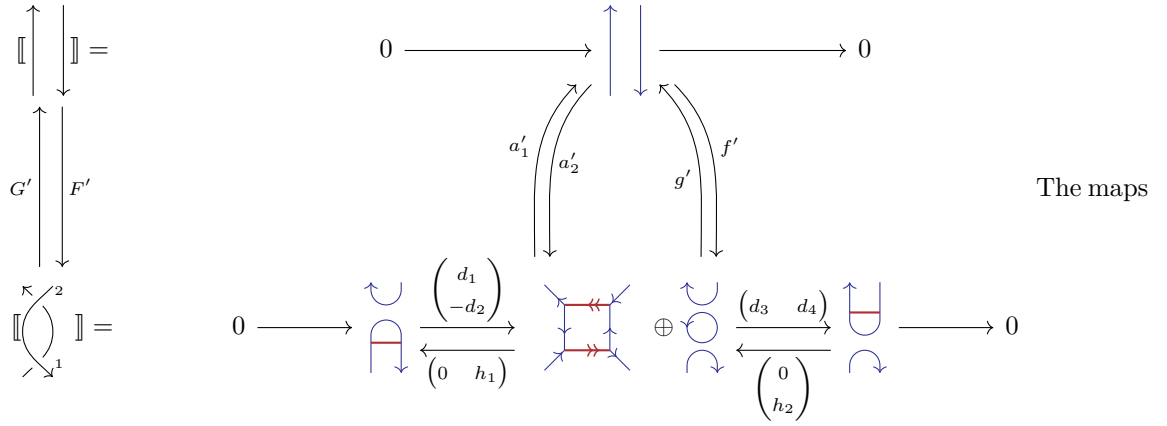
$$\begin{aligned}
\text{Cylinder} &= \begin{array}{cc} \text{Bowl with dot} & \text{Bowl with dot} \\ \text{Bowl with red} & \text{Bowl with red} \end{array} - \begin{array}{cc} \text{Bowl with dot} & \text{Bowl with dot} \\ \text{Bowl with red} & \text{Bowl with red} \end{array} \\
&= - \begin{array}{cc} \text{Bowl with dot} & \text{Bowl with dot} \\ \text{Bowl with red} & \text{Bowl with red} \end{array} + \begin{array}{cc} \text{Bowl with dot} & \text{Bowl with dot} \\ \text{Bowl with red} & \text{Bowl with red} \end{array} + \begin{array}{cc} \text{Bowl with dot} & \text{Bowl with dot} \\ \text{Bowl with red} & \text{Bowl with red} \end{array} \\
&= - \begin{array}{cc} \text{Bowl with dot} & \text{Bowl with dot} \\ \text{Bowl with red} & \text{Bowl with red} \end{array} - \begin{array}{cc} \text{Bowl with dot} & \text{Bowl with dot} \\ \text{Bowl with red} & \text{Bowl with red} \end{array} + (X_1 + X_2) \begin{array}{cc} \text{Bowl with dot} & \text{Bowl with dot} \\ \text{Bowl with red} & \text{Bowl with red} \end{array}
\end{aligned}$$

Then:

$$\begin{aligned}
f \circ g &= - \begin{array}{c} \text{Cylinder with bowl} \\ \text{Cylinder with bowl} \end{array} \\
&= \begin{array}{c} \text{Cylinder with bowl} \\ \text{Cylinder with bowl} \end{array} + \begin{array}{c} \text{Cylinder with bowl} \\ \text{Cylinder with bowl} \end{array} - (X_1 + X_2) \begin{array}{c} \text{Cylinder with bowl} \\ \text{Cylinder with bowl} \end{array} \\
Id &= \begin{array}{c} \text{Cylinder} \\ \text{Cylinder} \end{array} \\
&= \begin{array}{c} \text{Cylinder with bowl} \\ \text{Cylinder with bowl} \end{array} + \begin{array}{c} \text{Cylinder with bowl} \\ \text{Cylinder with bowl} \end{array} - (X_1 + X_2) \begin{array}{c} \text{Cylinder with bowl} \\ \text{Cylinder with bowl} \end{array}
\end{aligned}$$

So $f \circ g - Id = h_2 \circ d_4 + d_2 \circ h_1$. Finally we need that $d_4 \circ h_2 = -Id$ and $h_1 \circ d_1 = -Id$. This is similar to the relation $f \circ a_1 = h_2 \circ d_3$

For the other side of $R2$ — we have the homotopy equivalence:



f', g', a'_1, a'_2 are the same as f, g, a_1 and a_2 with the opposite orientations.

- R3+: We are looking for a homotopy equivalence between $\llbracket \text{diagram} \rrbracket$ and $\llbracket \text{diagram} \rrbracket$. Let us order the crossings going upwards on both sides, then the cubes of resolutions of the diagrams $\llbracket \text{diagram} \rrbracket$ and $\llbracket \text{diagram} \rrbracket$ are given respectively in the Figure 11 and 12.

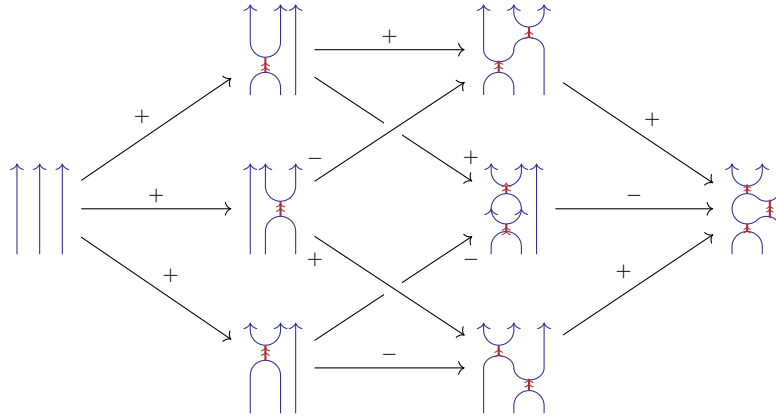


Figure 11: The cube of resolution of the left side of R3.

Notice that the top layers of the two complexes are the same and can be interpreted as the complex $\llbracket \text{diagram} \rrbracket$.

We will prove that the two bottom layers are also homotopic.

If we take a trivalent planar graph Γ where crossings between blue edges are allowed, then we can define a complex $\llbracket \Gamma \rrbracket$ in the same way as for link diagrams. Then we can write the bottom layer of the first complex as a bracket complex of a trivalent graph:

$$\llbracket \text{diagram} \rrbracket = \text{diagram} \longrightarrow \text{diagram} \oplus \text{diagram} \longrightarrow \text{diagram}$$

The Lemma 5.4 allows us to simplify this complex. Consider the maps

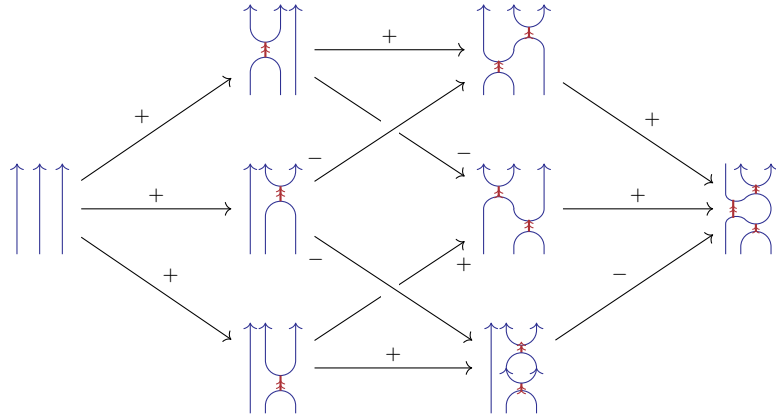
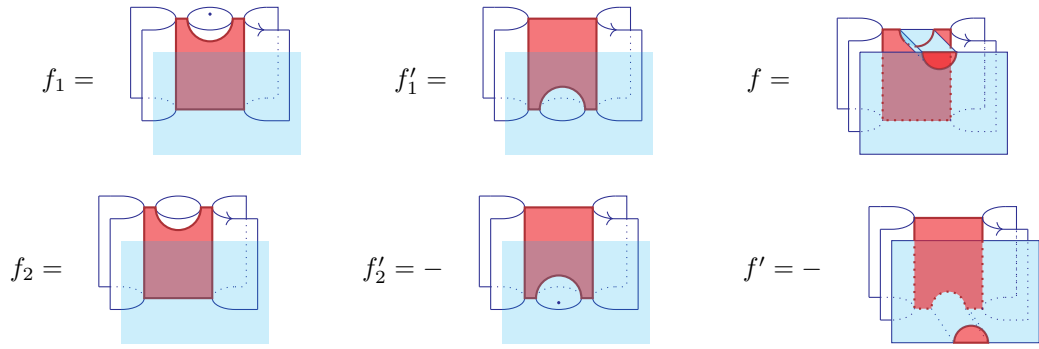
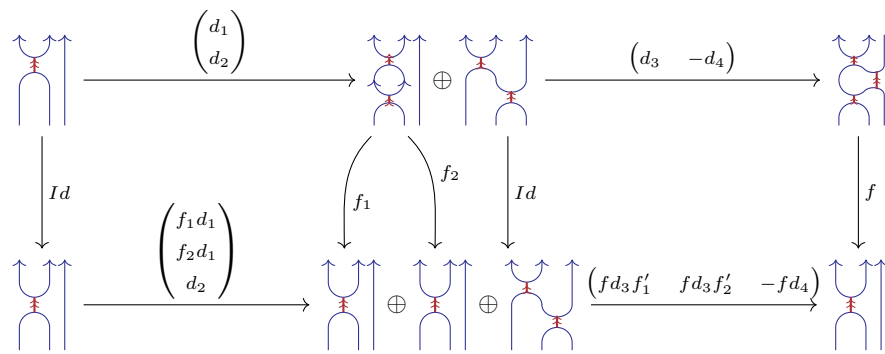


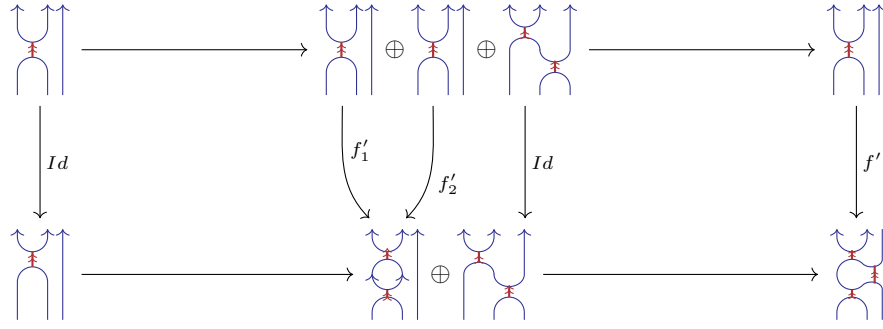
Figure 12: The cube of resolution of the right side of R3.



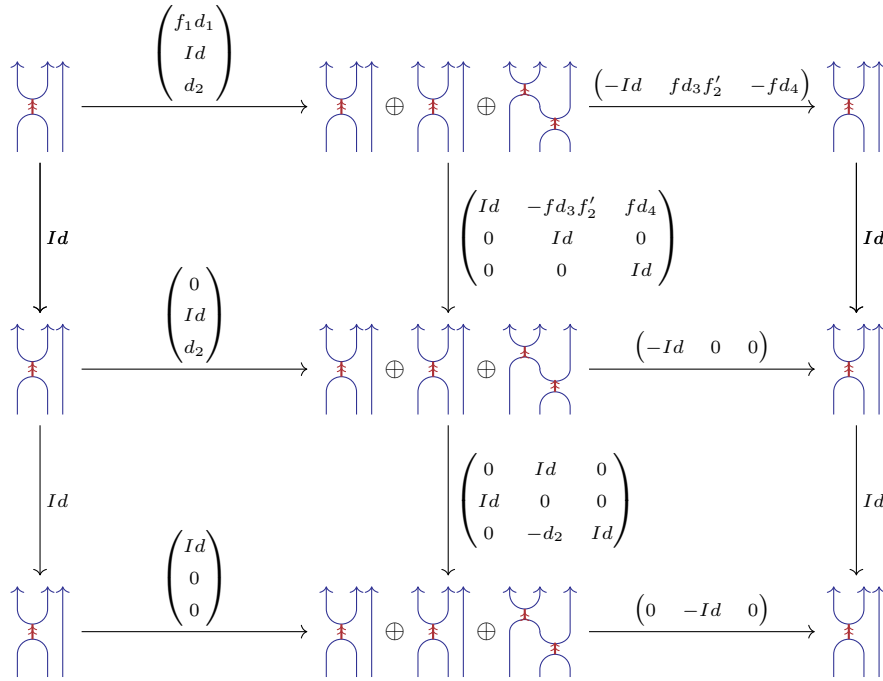
Where the colored rectangle is to be seen as a blue sheet beside (in front of) the other component. As usual, using the relations from Lemma 3.5 and 3.6, the following map is an isomorphism



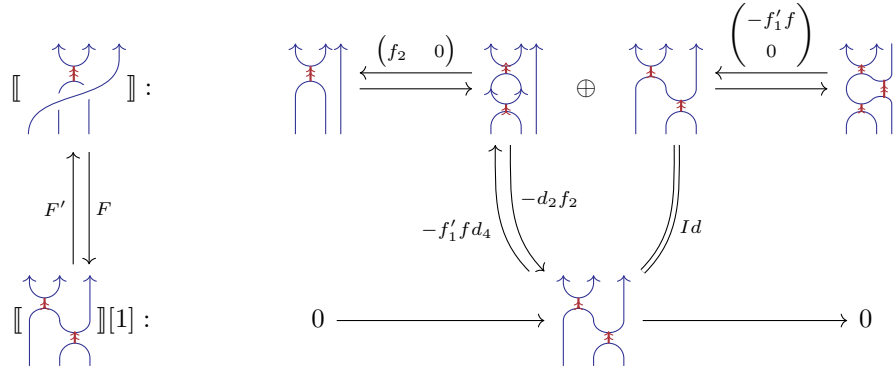
with inverse



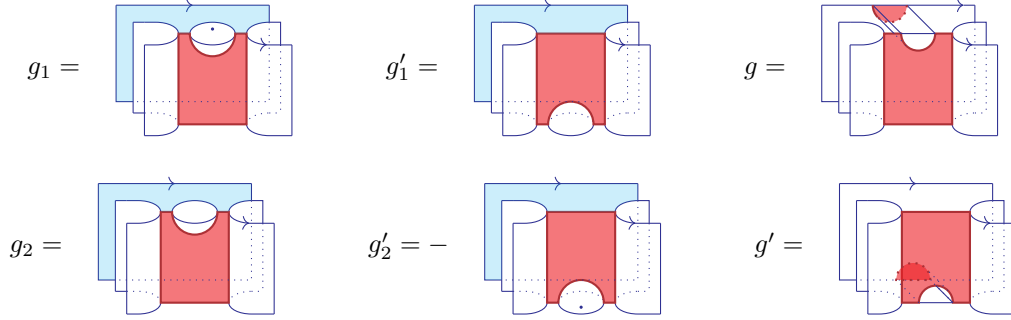
By isotopy $f_2 d_1 = Id$, and by the tube relations $f d_3 f'_1 = -Id$. We can now use the Gaussian elimination algorithm [Bar07] on the new complex.



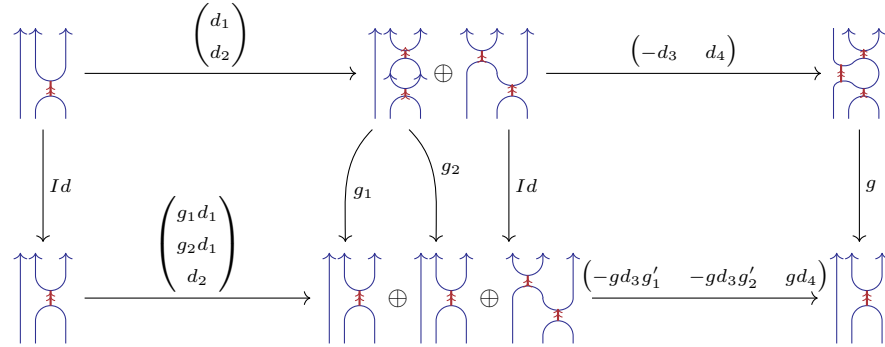
Then we clearly have a homotopy equivalence between the resulting complex and $0 \longrightarrow \text{cup with red dot} \longrightarrow 0$ and therefore between $\llbracket \text{cup with red dot} \rrbracket$ and $0 \longrightarrow \text{cup with red dot} \longrightarrow 0$ given by the maps F and F' below.



A similar process gives a homotopy equivalence between the complexes $\llbracket \text{string diagram} \rrbracket$ and $\llbracket \text{string diagram} \rrbracket[1]$. To make this precise, let us examine the details. Let



Then we have an isomorphism



Notice that to find the homotopy equivalence between $\llbracket \text{string diagram} \rrbracket$ and $\llbracket \text{string diagram} \rrbracket$ earlier we only needed the relations $f_2 d_1 = Id$ and $f d_3 f'_1 = -Id$. The maps g_i also verify $g_2 d_1 = Id$ and $-g d_3 g'_1 = -Id$

(the sign of the differential d_3 is changed). Therefore we have a homotopy equivalence:

$$\begin{array}{c}
 \begin{array}{c} \text{Diagram 1} \\ \text{Diagram 2} \end{array} \quad \begin{array}{c} \xleftarrow{(g_2 \ 0)} \quad \text{Diagram 3} \oplus \text{Diagram 4} \quad \xleftarrow{\begin{pmatrix} g'_1 g \\ 0 \end{pmatrix}} \text{Diagram 5} \\ \text{Diagram 3} \xrightarrow{-d_2 g_2} \text{Diagram 6} \quad \text{Diagram 4} \xrightarrow{Id} \text{Diagram 6} \\ \text{Diagram 6} \xrightarrow{-g'_1 g d_4} \text{Diagram 7} \end{array} \\
 \begin{array}{c} \text{Diagram 1} \\ \text{Diagram 2} \end{array} \xrightarrow{G'} \begin{array}{c} \text{Diagram 8} \\ \text{Diagram 9} \end{array} \quad \begin{array}{c} 0 \longrightarrow \text{Diagram 6} \longrightarrow 0 \end{array}
 \end{array}$$

and the bottom layers of the two complexes $\llbracket \text{Diagram 10} \rrbracket$ and $\llbracket \text{Diagram 11} \rrbracket$ are homotopic, as they are each homotopic to the same complex $\llbracket \text{Diagram 12} \rrbracket[1]$. However, this is not enough to prove that $\llbracket \text{Diagram 10} \rrbracket$ is homotopic to $\llbracket \text{Diagram 11} \rrbracket$. We will need a few more tools to get there.

Definition 6.7. Let $\Psi : (\mathcal{O}_0^r, d_0) \rightarrow (\mathcal{O}_1^r, d_1)$ be a morphism of complexes. The **cone** $\Gamma(\Psi)$ of Ψ is the complex with chain spaces $\Gamma^r(\Psi) = \mathcal{O}_0^{r+1} \oplus \mathcal{O}_1^r$ and with differentials $\tilde{d}^r = \begin{pmatrix} -d_0^{r+1} & 0 \\ \Psi^{r+1} & d_1^r \end{pmatrix}$.

Lemma 6.8. (Admitted)

$$\llbracket \text{Diagram 13} \rrbracket = \Gamma(\text{Diagram 14} \xrightarrow{d=\text{Diagram 15}} \text{Diagram 16})[-1], \quad \llbracket \text{Diagram 17} \rrbracket = \text{Diagram 18} \xrightarrow{d=\text{Diagram 19}} \text{Diagram 20}.$$

A result of this lemma is that we can write $\llbracket \text{Diagram 21} \rrbracket = \Gamma(\llbracket \text{Diagram 22} \rrbracket \xrightarrow{d} \llbracket \text{Diagram 23} \rrbracket)[-1]$

and $\llbracket \text{Diagram 24} \rrbracket = \Gamma(\llbracket \text{Diagram 25} \rrbracket \xrightarrow{d} \llbracket \text{Diagram 26} \rrbracket)[-1]$.

Definition 6.9. A morphism of complexes $F : \Omega_a \rightarrow \Omega_b$ is said to be a strong deformation retract if there is a morphism $G : \Omega_b \rightarrow \Omega_a$ and homotopy maps h from Ω_a to itself so that $FG = I, I - GF = dh + hd$ and $hG = 0$. In this case we say that G is the inclusion in a strong deformation retract.

The use of strong homotopy retracts is that they behave well under cone constructions.

Lemma 6.10. Let (\mathcal{O}_0, d_0) , (\mathcal{O}, d) and (\mathcal{O}', d') be three chain complexes. Suppose that there is a deformation retract $F : \mathcal{O} \rightarrow \mathcal{O}'$ with inclusion $G : \mathcal{O}' \rightarrow \mathcal{O}$.

1. Let $\Psi : \mathcal{O}_0 \rightarrow \mathcal{O}$ be a morphism of chain complexes, then $\Gamma(F \circ \Psi) \simeq \Gamma(\Psi)$.
2. Similarly, let $\Psi' : \mathcal{O} \rightarrow \mathcal{O}_0$ be a morphism of chain complexes, then $\Gamma(\Psi \circ G) \simeq \Gamma(\Psi)$.

Proof. Let $h : \mathcal{O}_* \rightarrow \mathcal{O}_{*-1}$ be the homotopy equivalence such that $Id - GF = dh + hd$, $FG = Id$ and $hG = 0$. We describe the homotopy equivalence in each case.

1.

$$\begin{array}{ccc}
\Gamma(F\Psi) : & \begin{pmatrix} \mathcal{O}_{0,i+1} \\ \mathcal{O}'_i \end{pmatrix} & \xrightarrow{\begin{pmatrix} -d_0 & 0 \\ F\Psi & d' \end{pmatrix}} & \begin{pmatrix} \mathcal{O}_{0,i+2} \\ \mathcal{O}'_{i+1} \end{pmatrix} \\
& \uparrow \tilde{G} & & \uparrow \tilde{F} \\
& \tilde{G} = \begin{pmatrix} Id & 0 \\ -h\Psi & G \end{pmatrix} & \tilde{F} = \begin{pmatrix} Id & 0 \\ Fh\Psi & F \end{pmatrix} & \\
& \downarrow & & \downarrow \\
\Gamma(\Psi) : & \begin{pmatrix} \mathcal{O}_{0,i+1} \\ \mathcal{O}_i \end{pmatrix} & \xrightleftharpoons[\begin{pmatrix} 0 & 0 \\ 0 & -h+GFh \end{pmatrix}]{\begin{pmatrix} -d_0 & 0 \\ \Psi & d \end{pmatrix}} & \begin{pmatrix} \mathcal{O}_{0,i+2} \\ \mathcal{O}_{i+1} \end{pmatrix}
\end{array}$$

2.

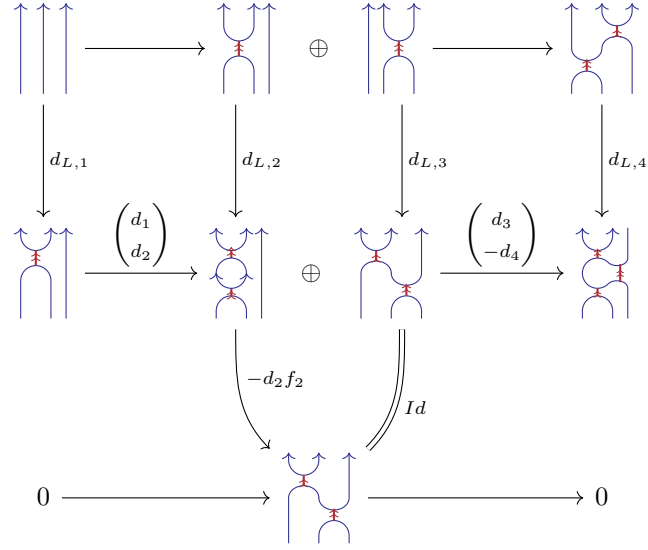
$$\begin{array}{ccc}
\Gamma(\Psi'G) : & \begin{pmatrix} \mathcal{O}'_{i+1} \\ \mathcal{O}_{0,i} \end{pmatrix} & \xrightarrow{\begin{pmatrix} -d' & 0 \\ \Psi'G & d_0 \end{pmatrix}} & \begin{pmatrix} \mathcal{O}'_{i+2} \\ \mathcal{O}_{0,i+1} \end{pmatrix} \\
& \uparrow \tilde{G} & & \uparrow \tilde{F} \\
& \tilde{G} = \begin{pmatrix} Id & 0 \\ 0 & G \end{pmatrix} & \tilde{F} = \begin{pmatrix} Id & 0 \\ \Psi'h & F \end{pmatrix} & \\
& \downarrow & & \downarrow \\
\Gamma(\Psi') : & \begin{pmatrix} \mathcal{O}_{i+1} \\ \mathcal{O}_{0,i} \end{pmatrix} & \xrightleftharpoons[\begin{pmatrix} -h & 0 \\ 0 & 0 \end{pmatrix}]{\begin{pmatrix} -d & 0 \\ \Psi' & d_0 \end{pmatrix}} & \begin{pmatrix} \mathcal{O}_{i+2} \\ \mathcal{O}_{0,i+1} \end{pmatrix}
\end{array}$$

□

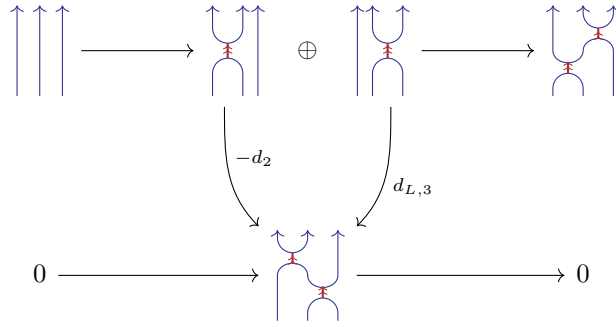
Now, we know $\llbracket \begin{array}{c} \uparrow \uparrow \uparrow \\ \downarrow \downarrow \downarrow \end{array} \rrbracket = \Gamma(\llbracket \begin{array}{c} \uparrow \uparrow \uparrow \\ \downarrow \downarrow \downarrow \end{array} \rrbracket \xrightarrow{d_L} \llbracket \begin{array}{c} \uparrow \uparrow \uparrow \\ \downarrow \downarrow \downarrow \end{array} \rrbracket)[-1]$ and $\llbracket \begin{array}{c} \uparrow \uparrow \uparrow \\ \downarrow \downarrow \downarrow \end{array} \rrbracket = \Gamma(\llbracket \begin{array}{c} \uparrow \uparrow \uparrow \\ \downarrow \downarrow \downarrow \end{array} \rrbracket \xrightarrow{d_R} \llbracket \begin{array}{c} \uparrow \uparrow \uparrow \\ \downarrow \downarrow \downarrow \end{array} \rrbracket)[-1]$.

We have homotopy equivalences $F : \llbracket \begin{array}{c} \uparrow \uparrow \uparrow \\ \downarrow \downarrow \downarrow \end{array} \rrbracket \rightarrow \llbracket \begin{array}{c} \uparrow \uparrow \uparrow \\ \downarrow \downarrow \downarrow \end{array} \rrbracket[1]$ and $G : \llbracket \begin{array}{c} \uparrow \uparrow \uparrow \\ \downarrow \downarrow \downarrow \end{array} \rrbracket \rightarrow \llbracket \begin{array}{c} \uparrow \uparrow \uparrow \\ \downarrow \downarrow \downarrow \end{array} \rrbracket[1]$. If F and G are strong deformation retracts, then we can hope the maps $F \circ d_L$ and $G \circ d_R$ are homotopic. That way $\Gamma(d_L) \simeq \Gamma(F \circ d_L) \simeq \Gamma(G \circ d_L) \simeq \Gamma(d_L)$ and we have the invariance by the third Reidemeister move.

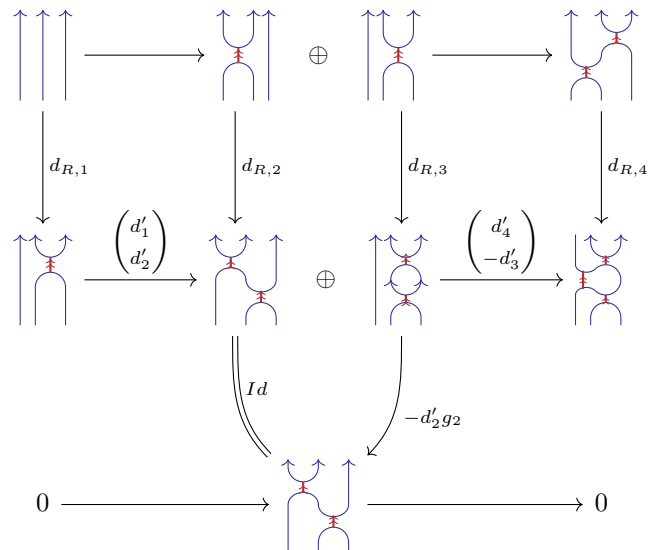
Checking that F and G are strong deformation retracts is straight forward. The map $F \circ d_L$ is



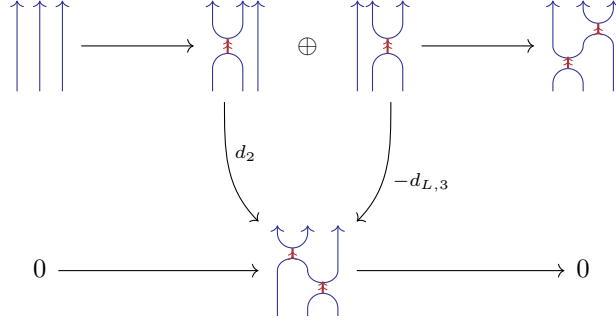
Here $d_{L,2} = d_1$, and we know that $f_2 d_1 = Id$. Therefore $F \circ d_L$ is



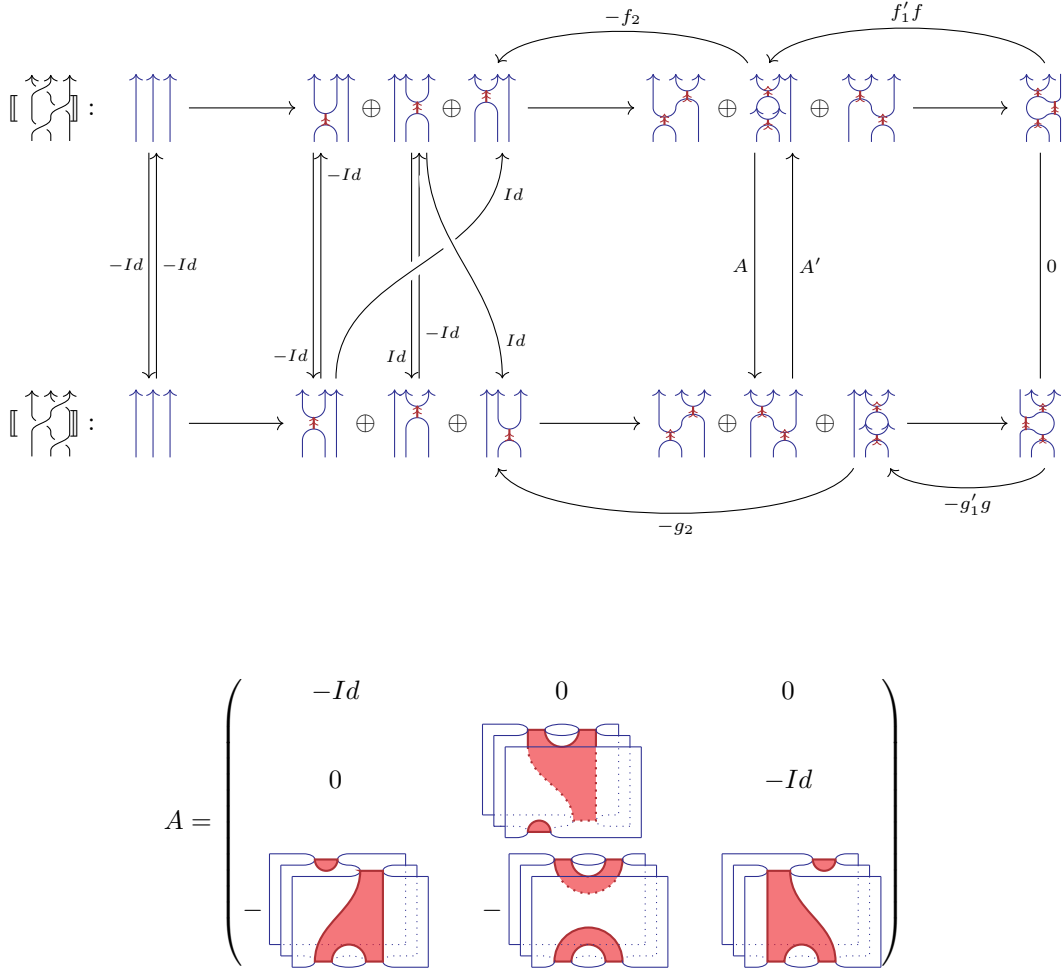
For $G \circ d_R$ we have







and $d_{R,3} = d'_1$, $g_2 d'_1 = Id$. Then $d_2 = d_{L,3}$ and $d_{R,2} = d_2$



Therefore $F \circ d_L = -G \circ d_R$, so $\Gamma(F \circ d_L) = \Gamma(-G \circ d_R)$. The maps F and $-G$ are strong deformation retracts and that gives us $\Gamma(d_L) = \Gamma(d_R)$, i.e. invariance by the third Reidemeister move. Using the maps defined in the proof of Lemma 6.10 we can write explicitly the homotopy equivalence corresponding to $R3$. The signs of differentials are taken as in Figure 11 and 12.



$f_2 =$  ,
 $g_2 =$  ,
 $f'_1 f =$  and
 $g'_1 g =$ 

- $$\begin{aligned} \llbracket \text{diagram 1} \rrbracket &\simeq \Gamma(\llbracket \text{diagram 2} \rrbracket) \xrightarrow{d} \llbracket \text{diagram 3} \rrbracket \\ \llbracket \text{diagram 4} \rrbracket &\simeq \Gamma(\llbracket \text{diagram 5} \rrbracket) \xrightarrow{d} \llbracket \text{diagram 6} \rrbracket. \end{aligned}$$

$$A = \begin{pmatrix} \text{stack of 3 diagrams} & -Id \\ - \text{stack of 2 diagrams} & \text{stack of 2 diagrams} \end{pmatrix} \quad A' = \begin{pmatrix} \text{stack of 2 diagrams} & - \text{stack of 2 diagrams} \\ -Id & \text{stack of 2 diagrams} \end{pmatrix}$$

These 5 moves generate all oriented Reidemeister moves [Pol09]. This proves invariance up to homotopy of the bracket complex, and therefore the Khovanov complex. What remains to check is that the homotopy equivalence in question is of degree 0. As we already have explicit formulas for the maps associated with each Reidemeister move, it is just a matter of verifying that these maps are of degree 0.

A few last remarks about invariance:

- There are a few more arbitrary choices in the definition of CKh . In particular, we need to check that different choices of the ordering of crossings, or of the ordering of states at the same height, give homotopic chain complexes.
- We proved invariance under Reidemeister moves by working locally. To see why this is enough, one can use the language of canopolies (see [Bar05]).

□

6.4 The trivalent TQFT

Definition 6.11. The category Cob^3 has for objects closed curves in the plane and for morphisms cobordisms between them (embedded in \mathbb{R}^3).

A (1+1)-Topological Quantum Field Theory (TQFT) \mathcal{F} is a monoidal functor from the category Cob^3 to the category of $\mathcal{A}b$ of abelian groups. Meaning that for any two curves γ and γ' , $\mathcal{F}(\gamma \sqcup \gamma') = \mathcal{F}(\gamma) \otimes \mathcal{F}(\gamma')$. So for two cobordisms C and C' , $\mathcal{F}(C \sqcup C') = \mathcal{F}(C) \otimes \mathcal{F}(C')$.

Definition 6.12. Let R be a ring. A Frobenius algebra is a set A equipped with an R -module equipped with maps $m : A \otimes A \rightarrow A$, $\Delta : A \rightarrow A \otimes A$, $1 : \mathbb{Z} \rightarrow A$, and $\varepsilon : A \rightarrow \mathbb{Z}$ such that:

1. $m(a \otimes b) = m(b \otimes a)$ and $m(m(a \otimes b) \otimes c) = m(a \otimes m(b \otimes c))$
2. $\iota \Delta = \Delta$, and $(1_A \otimes \Delta) \circ \Delta = (\Delta \otimes 1_A) \circ \Delta$
3. $m(1 \otimes a) = a$ and $(\varepsilon \otimes 1_A) \circ \Delta = 1_A$
4. $\Delta \circ m = (m \otimes 1_A) \circ (1_A \otimes \Delta)$.

Where $\iota : A \otimes A \rightarrow A \otimes A$ is the involution given by $\iota(a \otimes b) = b \otimes a$.

Set $R = \mathbb{Z}$. It can be shown then that a Frobenius algebra A determines a (1+1)-TQFT. Conversely, a (1+1)-TQFT determines a Frobenius algebra. The correspondence between the two is the following.

$$\bigcirc \longleftrightarrow A \quad , \quad \bigcirc \text{ (dotted) } \longleftrightarrow 1 \quad , \quad \bigcirc \text{ (cup) } \longleftrightarrow \epsilon \quad , \quad \text{cup} \longleftrightarrow m \quad , \quad \text{cap} \longleftrightarrow \Delta.$$

We have seen that $S(\bigcirc)$ is a free $\mathbb{Z}[X_1, X_2]$ -module of rank 2. It is generated by \bigcirc and \bigcirc (dotted).

From the relation $\begin{array}{|c|} \hline \bullet \\ \hline \end{array} = (X_1 + X_2) \begin{array}{|c|} \hline \bullet \\ \hline \end{array} - X_1 X_2 \begin{array}{|c|} \hline \bullet \\ \hline \end{array}$, it follows that $S(\bigcirc) = \mathbb{Z}[X_1, X_2][X]/(X - X_1)(X - X_2)$ as a Frobenius algebra. The trivalent TQFT arises once we set $X_1 = X_2 = 0$.

Definition 6.13. The trivalent TQFT $\mathcal{T} : \mathcal{F} \rightarrow \mathcal{A}b$ is the functor:

$$\mathcal{T} : \mathcal{F} \xrightarrow{\mathcal{G}} \mathbb{Z}[X_1, X_2] \text{Mod} \xrightarrow{X_1=X_2=0} \mathcal{A}b$$

\mathcal{T} is monoidal and $\mathcal{T}(\bigcirc)$ is the Frobenius algebra $\mathbb{Z}[X]/X^2$. The relation $X^2 = 0$ is homogenous. $\mathcal{T}(\bigcirc)$ is still graded of degree $(q + q^{-1})$.

Let us take a closer look at the relations in $\mathcal{T}(\bigcirc)$.

- Adding decorations on red surfaces multiplies the cobordism by $X_1 + X_2$ or $X_1 X_2$, i.e. 0.
- The neck cutting relation is

$$\text{cylinder} = - \begin{array}{|c|} \hline \text{cup} \\ \hline \end{array} - \begin{array}{|c|} \hline \text{cup} \\ \hline \end{array} + (X_1 + X_2) \begin{array}{|c|} \hline \text{cup} \\ \hline \end{array} = - \begin{array}{|c|} \hline \text{cup} \\ \hline \end{array} - \begin{array}{|c|} \hline \text{cup} \\ \hline \end{array}.$$

- Moving a blue dot across a component of the binding multiplies the initial cobordism by -1 .

$$\text{Diagram 1} = - \text{Diagram 2}$$

- Two blue points on the same connected component give 0.

$$\text{Diagram 1} = (X_1 + X_2) \text{Diagram 2} - X_1 X_2 \text{Diagram 3} = 0$$

6.5 Categorification of the Jones polynomial

Definition 6.14. Let D be a diagram of a link L . The Jones polynomial $V(L) \in \mathbb{Z}[t^{\pm \frac{1}{2}}]$ is defined by the following rules:

- $V(\bigcirc) = 1$
- $V(D \sqcup \bigcirc) = (-t^{\frac{1}{2}} - t^{-\frac{1}{2}})V(D)$
- $t^{-1}V(\text{crossing}) - tV(\text{crossing}) = (t^{\frac{1}{2}} - t^{-\frac{1}{2}})V(\text{crossing})$.

Theorem 6.15. Let L be some link, and $\chi_q(L)$ be the graded Euler characteristic of the chain complex $CKh(L)$:

$$\chi_q(L) = \sum_{i \in \mathbb{Z}} (-1)^i V(CKh_i(L))$$

Then up to normalisation, $\chi_q(L)$ is equal to $V(L)$ with the change of variable $q = -t^{-\frac{1}{2}}$.

Proof. We have the equalities:

$$CKh(\text{crossing}) = CKh(\text{crossing})\{-1\} \oplus CKh(\text{crossing})[1]\{-2\}$$

and

$$CKh(\text{crossing}) = CKh(\text{crossing})\{1\} \oplus CKh(\text{crossing})[-1]\{2\}$$

Shifting the degree up by 2 in the first equation and down by 2 in the second, and then taking the difference of the graded Euler characteristics, we obtain

$$q^2 \chi(CKh(\text{crossing})) - q^{-2} \chi(CKh(\text{crossing})) = (q - q^{-1}) \chi(CKh(\text{crossing})).$$

□

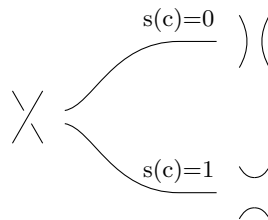
7 Recovering the original Khovanov homology

7.1 The original definition

Let D be a diagram of an oriented link L . Let n_+ (resp. n_-) be the number of positive (resp. negative) crossings of D .

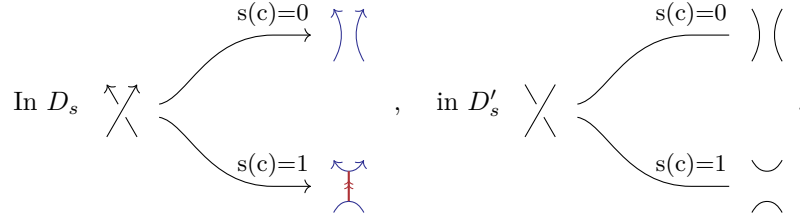
As in section 6.2 we start by constructing a cube of resolution. A state s of D associates 0 or 1 to each crossing.

This time the smoothings do not depend of the sign of the crossing, and they look like this:

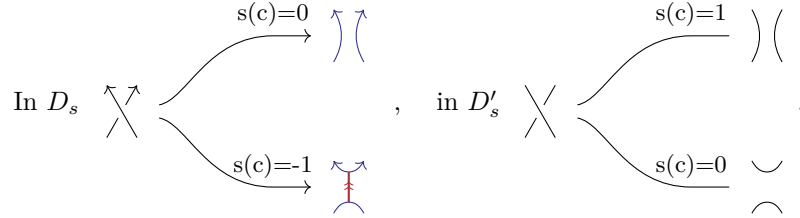


Then the vertices of the cube of resolution are objects of the category Cob^3 . The height of a smoothing D_s is $\sum_c s(c) - n_-$. The edges of cube are saddles where $s(c)$ changes and the identity everywhere else (the edges are morphisms in Cob^3). The signs are chosen exactly as in the first cube of resolution. The result is a formal chain complex in $Kob(Mat(Cob^3))$, that is an invariant of links ([Bar05]).

Taking the cube of resolution we defined in section 6.2 and forgetting the red edges, we get exactly the same picture. To see this, let D_s be an oriented smoothing where we forget the red edges, and D'_s the corresponding non-oriented smoothing. Let c be a positive crossing. If $s(c) = 1$ in D_s then $s'(c) = 1$ in D'_s and if $s(c) = 0$ then $s'(c) = 0$ as well:



If c is a negative crossing, then if $s(c) = -1$ in D_s $s'(c) = 0$ in D'_s , and if $s(c) = 0$ in D_s $s'(c) = 1$ in D'_s .



Let i be the height of D_s and i' the height of D'_s , then:

$$\begin{aligned}
i &= \sum_{c \text{ } s(c)=1} 1 - \sum_{c \text{ } s(c)=-1} 1 \\
&= \sum_{c \text{ positive, } s'(c)=1} 1 - \sum_{c \text{ negative, } s'(c)=0} 1 \\
&= \sum_{c \text{ positive, } s'(c)=1} 1 - \sum_{c \text{ negative,}} 1 + \sum_{c \text{ negative, } s'(c)=1} 1 \\
&= \left(\sum_{s'(c)=1} 1 \right) - n_- \\
&= i'.
\end{aligned}$$

The next step is to apply the TQFT $\mathcal{T}' = \mathbb{Z}[X]_{/X^2}$ to the new cube of resolution. Let C_2 be the resulting chain complex. Let n_s be the number of blue components in D_s and n'_s the number of components in D'_s . Then $n_s = n'_s$ and $\mathcal{T}(D_s) = (\mathbb{Z}[X]_{/X^2})^{\otimes n_s} = \mathcal{T}'(D'_s)$ (Theorem 5.2). Let $\deg(1) = 1$ and $\deg(X) = -1$, and $Kh(D)_i = C_{2,i}\{i + n_+ - n_-\}$.

The complex $Kh(D)$ is the original Khovanov complex (Section 7 in [Bar05]). The discussion above shows that $Kh(D)$ and $CKh(D)$ have the same chain groups. This suggests that $CKh(D)$ and $Kh(D)$ could be isomorphic, and we can extract the original Khovanov homology from CKh , justifying its name. Although, a priori, the differentials do not have to be the same.

The goal of this section is to prove that $Kh(D)$ is indeed isomorphic to $\mathcal{T}(CKh(D))$. We start with defining the tools that will be needed, adapted from [Bel+19].

7.2 Shadings

Definition 7.1. A shading of a manifold M^n consists of two codimension 1 submanifolds, an oriented one, U_r , and a non-oriented one, U_b , which are transverse to each other and to ∂M^n , as well as a

checkerboard coloring of M^n , a checkerboard coloring being a choice of color, white or black, for each connected component of the complement of $U_r \cup U_b$. We refer to U_r and U_b as red and blue respectively. The components of the intersection $U_r \cap U_b$ are called bindings, they decompose both U_r and U_b into facets. The components of the complement of $U_r \cup U_b$ in M^n are called regions.

A checkerboard coloring of a manifold M is entirely determined by a choice of coloring of one region in it [Bel+19].

A trivalent manifold embedded in M^n is generalization of trivalent graphs and trivalent surfaces. It is made of red and blue facets, oriented codimension 1 submanifolds, with boundary components attached transversally to the boundary of M^n or glued together along (bindings) in a way that respects a certain flow condition. We are interested in the case $n = 1, 2$ or 3 . If $n = 1$ then a trivalent manifold in M^1 is just a discrete set of red and blue points with a checkerboard coloring of their complement. If $n = 2$ we have trivalent graphs and if $n = 3$ we have trivalent surfaces.

There is a correspondance between shadings of a manifold M^n and trivalent manifolds embedded in it. Let (U_r, U_b) be a shading of M^n , then $\Gamma(U_r, U_b)$ is the trivalent manifold constructed as follows:

- Each blue facet inherits the orientation induced from the white region it bounds.
- A red facet is only kept if its orientation respects that of the one induced by its neighboring white region. Otherwise it is annihilated.

An example of this construction is shown in Figure 13.

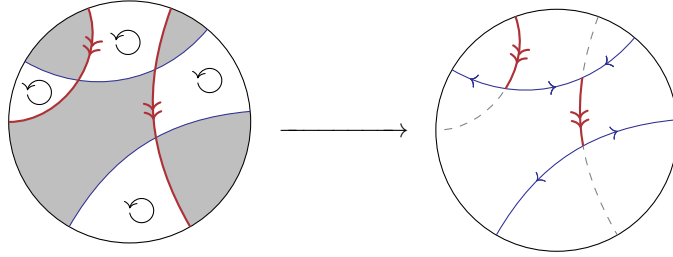


Figure 13: The construction of a trivalent graph from shading of a disk.

Conversely, we have the following lemma.

Lemma 7.2. *Let V be a trivalent manifold embedded in M^n , where $n = 2$ or 3 . Suppose that $\partial V = \Gamma(\tilde{U}_r, \tilde{U}_b)$ for some shading $(\tilde{U}_r, \tilde{U}_b)$ of ∂M^n , then there exists a shading (U_r, U_b) of M^n that restricts to $(\tilde{U}_r, \tilde{U}_b)$ on ∂M^n and such that $\Gamma(U_r, U_b) = V$.*

Proof. Let V be a trivalent manifold as in the lemma. We construct (U_r, U_b) as follows.

- **Step 1:** We orient the boundary. The regions of ∂M^n painted white keep the orientation induced by M and the orientation of the regions painted black is reversed.
- **Step 2:** Let R be a region of M^n . Then the boundary of R is the union of regions of ∂M^n and facets of V . Two oppositely oriented components of the boundary of R meet in two cases: either they are both in the boundary, then they meet in ∂V , or they are both facets of V , and they meet in a trivalent vertex or a binding.

Working in the region R , consider U the set of points of ∂R where the orientation is opposite to that induced by the region. U is a codimension one submanifold of R . We take a red colored copy of each component of U , and push it inside of R . The new formed region is painted black.

We do this for each region to obtain the desired shading.

An example of this construction is shown in Figure 14

□

A completion of a trivalent manifold $V \subset M^n$ is a shading (U_r, U_b) such that $\Gamma(U_r, U_b) = V$. Lemma 7.2 says that completions often exist. In particular if G, G' are trivalent graphs embedded in \mathbb{D}^2 then:

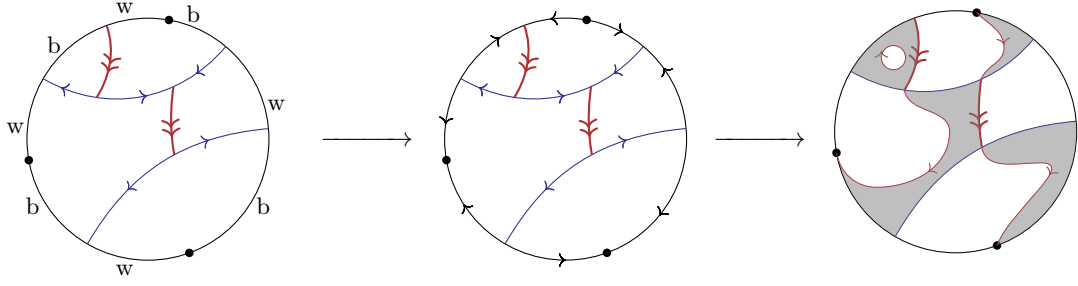


Figure 14: The construction of a shading of \mathbb{D}^2 from a trivalent graph.

- The boundary of G is a shading of $\partial\mathbb{D}^2$ and G admits a completion.
- A G -Foam- G' has for boundary a trivalent graph embedded in the boundary of the cylinder $\mathbb{D}^2 \times [0, 1]$. Therefore any cobordism between trivalent graphs admits a completion.

7.3 A basis of $\mathcal{T}(G)$

Let G be a closed trivalent graph embedded in the disk \mathbb{D}^2 . Let (G_r, G_b) be its completion. We paint boundary of \mathbb{D}^2 white, which fully determines the checkerboard coloring of the shading (G_r, G_b) . We can then simplify the diagram of the completion by dropping the checkerboard coloring. To make G more visible, the red edges that do not survive after applying Γ are drawn dashed.

We also allow to mark the blue loops in G_b with any number of points.

A shading S of $\mathbb{D}^2 \times [0, 1]$ can be constructed from the (dotted) completion (G_r, G_b) as follows:

1. we attach to each red loop in G_r a disk in $\mathbb{D}^2 \times [\frac{1}{2}, 1]$, such that the collection of disks D_r project injectively onto $\mathbb{D}^2 \times \{1\}$.
2. We attach to each blue loop in G_b a disk in $\mathbb{D}^2 \times [0, 1]$, such that the collection of disks D_b project injectively onto $\mathbb{D}^2 \times \{1\}$, and such that $D_b \cap (\mathbb{D}^2 \times [0, \frac{1}{2})) = G_b \times [0, \frac{1}{2}]$.
3. The blue disks are decorated with the same number of blue points as their boundaries, placed at height less than $\frac{1}{2}$.

The foam $\Gamma(S)$ of the resulting shading is called a cup foam. It is uniquely determined by the dotted completion (G_r, G_b) used in its definition.

Lemma 7.3. *Let G be a closed trivalent graph. Let (G_r, G_b) be a completion of G . The family of all dotted completions obtained from (G_r, G_b) , where each blue loop contains at most one dot, gives rise to a basis of $\mathcal{T}(G)$, that we denote $Foam(G)$.*

Sketch of proof: Let $\Sigma \subset \mathbb{D}^2 \times [0, 1]$ be an \emptyset -foam- G . The relations from Lemma 3.5 allow us to write Σ as a linear combination of cobordisms where all the facets have genus 0.

Suppose then that the facets of Σ have genus 0, and let (Σ_r, Σ_b) be a completion of Σ , such that (Σ_r, Σ_b) restricts to (G_r, G_b) in $\mathbb{D}^2 \times \{1\}$. Then Σ_r (resp. Σ_b) is a collection of disks attached to the components of G_r (resp. G_b), and up to isotopy the shading Σ_r, Σ_b verifies the conditions (1) and (2) in the definition of cup foams.

If we have decorations on the red disks then we remove them by multiplying Σ by the corresponding polynomial. For blue points, Cobordisms that contain more than one blue point in the same component are just zero in \mathcal{T} (refer to section 6.4). If we have a single point in one component, we can push it to the height we want using the migration relation repeatedly, verifying the condition (3).

This proves that $Foam(G)$ generates $\mathcal{T}(G)$.

Let F be an element of $Foam(G)$, and let $\bar{F} \in Foam(G)$ be the cup foam where a blue loop γ is marked with a point in \bar{F} if and only if it has no points in F . Then if we attach F to \bar{F} along G , the evaluation of the resulting closed surface $F\bar{F}$ is ± 1 . This is because the bubble relations allow us to push all the red

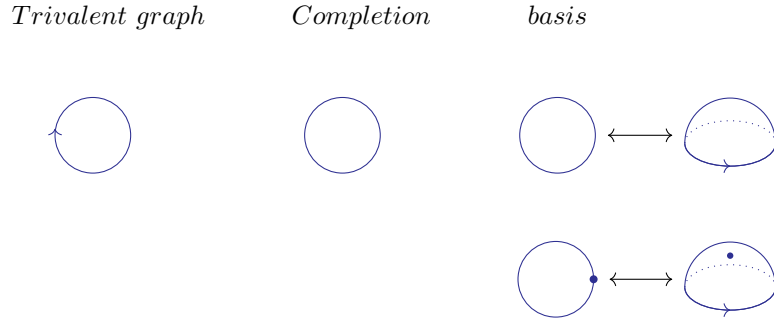
spheres out, obtaining a set of disjoint Blue and Red spheres, where the blue spheres carry each exactly one point, coming from either F or \bar{F} .

The evaluation of a red sphere is -1 , Same for a blue sphere containing one point, which proves that depending on their number, the evaluation of $F\bar{F}$ is ± 1 .

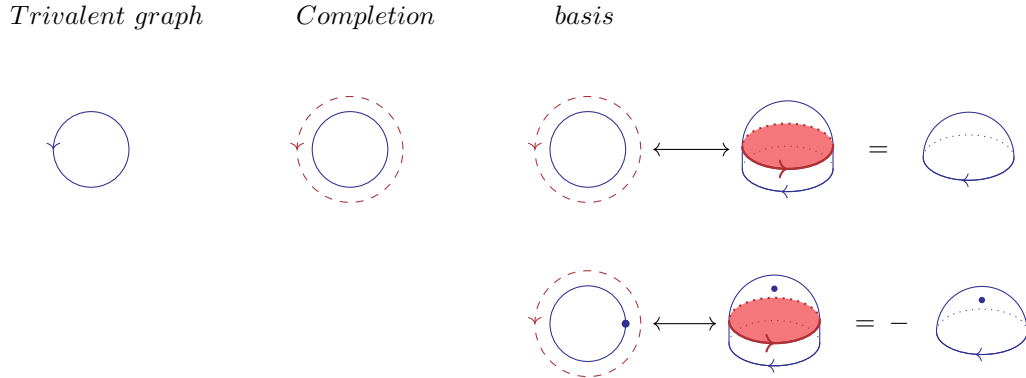
For any foam F' in $Foam(G)$ distinct from F , the closed surface $F'\bar{F}$ has either an empty blue sphere or a blue sphere with two points, in either case its evaluation is 0.

Let $\Sigma \in \mathcal{T}(G)$ be an arbitrary cobordism, then it can be expressed in a unique way in terms of the generating family $Foam(G)$ $\Sigma = \sum_{F \in Foam(G)} \langle \Sigma \bar{F} \rangle F$, proving that $Foam(G)$ is a basis of $\mathcal{T}(G)$. \square

Example 7.4. Let G be a circle oriented clockwise. Then the orientation of G agrees with that of the outermost region and the completion of G is a blue circle.



Let G be a circle oriented counter-clockwise. The orientation of G is opposite to that induced by the outermost region. Then its completion is a blue circle surrounded by a dashed red circle.



7.4 The main result

Let L be an oriented link, and D a diagram of L . Let D_{s_1} be the smoothing of D such that $|s_1(c)| = 1 \forall c$.

A completion of D_{s_1} determines a compatible completion of D_s for any state s . It is enough to replace

with whenever $s(c) = 0$.

Let $\{D_s^+\}_s$ be such a set of completions and $\{Foam(D_s)\}_s$ be the corresponding cup foam bases. Fix an order on the blue loops of D_s . Let $\Psi_s : \mathcal{T}(D_s) \rightarrow (\mathbb{Z}[X]_{/X^2})^{\otimes n_s}$ be the map sending a cup foam $F \in Foam(D_s)$ to the tensor product $x_F = x_{F,1} \otimes x_{F,2} \otimes \dots \otimes x_{F,n_s}$ where $x_{F,i} = X$ if the blue loop i contains a dot, and $x_{F,i} = 1$ otherwise. Then Ψ_s is an isomorphism and it is the identification we use between $\mathcal{T}(D_s)$ and $(\mathbb{Z}[X]_{/X^2})^{\otimes n_s}$ from now on.

Claim. Let c be a negative crossing. If the map $d_c : \text{crossing} \rightarrow \text{two loops}$ merges two blue loops then $d_c = \pm m$. If it splits one blue loop into two then $d_c = \pm \Delta$.

The same holds if c is a positive crossing so d_c goes from to instead.

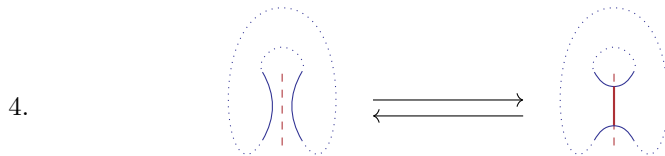
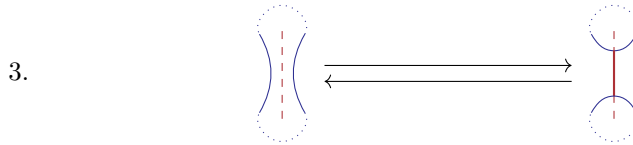
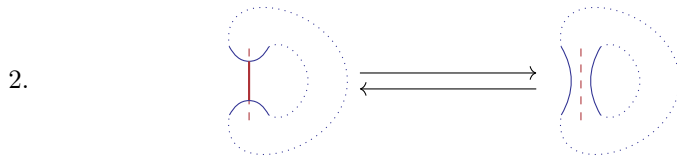
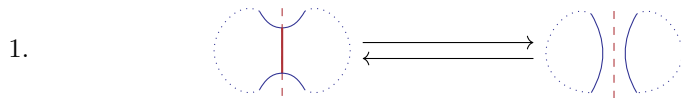
The sign in the claim only depends on the neighborhood of the crossing c , so there is a change of basis of $CKh(D)$ where we can ignore these signs. This proves the main result of this section:

Proposition 7.5. *The complexes $\mathcal{T}(CKh(D))$ and $Kh(D)$ are isomorphic.*

Proof. of the claim:

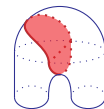
Ignoring the orientation, there are four cases to consider, depending on how the strands near the crossing are connected.

$$D_{s_1} \begin{array}{c} \xrightarrow{d_S \text{ for split}} \\ \xleftarrow{d_M \text{ for merge}} \end{array} D_{s_2}$$

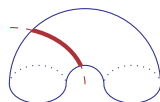


The goal is to compute S and M in the foam bases of D_{s_1} and D_{s_2} .

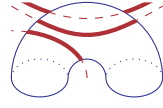
In the first case, the result of applying d_S to $1 \in \text{Foam}(D_{s,1})$ is



We can simplify the drawing and add information about the shading behind it:



There could potentially be more red surfaces, for example:



Using the bubble relations, lifting these surfaces up only multiplies the foam by a sign ϵ_R . So we can ignore them for now.

Using the neck cutting relation, depending on the orientation

$$d_S(1) = \pm \left(\begin{array}{c} \text{red disk above} \\ \text{blue disk} \end{array} - \begin{array}{c} \text{red disk below} \\ \text{blue disk} \end{array} \right)$$

In cup foams the red disks lie lower than the blue disks. Let ϵ_1 be the sign in the equation above, and ϵ_2 be the sign of the relation:

$$\begin{array}{c} \text{red disk above} \\ \text{blue disk} \end{array} = \epsilon_2 \begin{array}{c} \text{red disk below} \\ \text{blue disk} \end{array}$$

Then

$$d_S(1) = \epsilon_1 \epsilon_2 \left(\begin{array}{c} \text{red disk below} \\ \text{blue disk} \end{array} - \begin{array}{c} \text{red disk above} \\ \text{blue disk} \end{array} \right)$$

We also need to move the points to the top using the migration relation

$$d_S(1) = \epsilon_1 \epsilon_2 \left(- \begin{array}{c} \text{red disk below} \\ \text{blue disk with point at top} \end{array} - \begin{array}{c} \text{red disk above} \\ \text{blue disk with point at top} \end{array} \right)$$

The red surfaces we lifted up at the beginning should also go back under the blue disks, this multiplies both foams in the equation by the same sign ϵ'_R , and we have what we need which is

$$d_S(1) = -\epsilon_1 \epsilon_2 \epsilon_R \epsilon'_R (X \otimes 1 + 1 \otimes X)$$

Now we compute $d_S(X)$ in the same way.

$$\begin{aligned} \begin{array}{c} \text{red disk above} \\ \text{blue disk with point at top} \end{array} &= \epsilon_1 \left(\begin{array}{c} \text{red disk above} \\ \text{blue disk with point at top} \end{array} - \begin{array}{c} \text{red disk below} \\ \text{blue disk with point at top} \end{array} \right) \\ &= \epsilon_1 \left(\begin{array}{c} \text{red disk above} \\ \text{blue disk with point at top} \end{array} \right) \\ &= -\epsilon_1 \epsilon_2 \left(\begin{array}{c} \text{red disk below} \\ \text{blue disk with point at top} \end{array} \right) \end{aligned}$$

Therefore

$$d_S(X) = -\epsilon_1 \epsilon_2 \epsilon_R \epsilon'_R (X \otimes X)$$

the map $d_S = \pm \Delta$ as needed.

Similarly, there is a certain sign ϵ_R such that:

$$d_M(1 \otimes 1) = \epsilon_R \begin{array}{c} \text{red surface} \\ \text{blue surface} \end{array}$$

Then pushing the red surface downwards multiplies by a sign ϵ_1

$$\begin{aligned}
d_M(1 \otimes 1) &= \epsilon_R \epsilon_1 \text{ (diagram: cup with red line)} \\
&= \epsilon_R \epsilon_1 1.
\end{aligned}$$

and

$$\begin{aligned}
d_M(X \otimes 1) &= \epsilon_R \epsilon_1 \text{ (diagram: cup with red line and dot)} \\
&= \epsilon_R \epsilon_1 X.
\end{aligned}$$

$$\begin{aligned}
d_M(1 \otimes X) &= \epsilon_R \epsilon_1 \text{ (diagram: cup with red line and dot)} \\
&= \epsilon_R \epsilon_1 X.
\end{aligned}$$

$$\begin{aligned}
d_M(X \otimes X) &= \epsilon_R \epsilon_1 \text{ (diagram: cup with red line and dots)} \\
&= 0.
\end{aligned}$$

So $d_M = \pm m$.

The other cases can be proven in the same way, using different relations each time. The point is to level the red disks and points correctly to find back the cup foams, and to make sure that the signs are coherent. \square

8 Lee Khovanov homology

Definition 8.1. Let D be a diagram of a tangle T . The Lee Khovanov complex $CKh'(D)$ is the quotient of the complex $CKh(D) \otimes \mathbb{Q}$ by the relations $X_1 = -X_2 = 1$.

If D is the diagram of a link L , then the Lee Khovanov homology of the link $\mathcal{L}Kh(L)$ is the homology of the complex $\mathcal{G}(CKh'(D))$.

The complex $CKh'(D)$ is no longer graded: $\deg(X^2) = -2 \neq 1 = \deg(1)$.

An interesting fact about this invariant is that it is rather "weak", it can be fully determined by its linking matrix. We follow [BM06] for a proof of this fact.

8.1 Lee degeneration

Definition 8.2. Let D be a diagram of a tangle, and Γ a smoothing of D . A coloring of Γ is a choice of a label a or b for each of:

- the two segments in a neighborhood of each 0-smoothing.
- two of the four segments at each side of the binding in a 1-smoothings, chosen as in the figure below

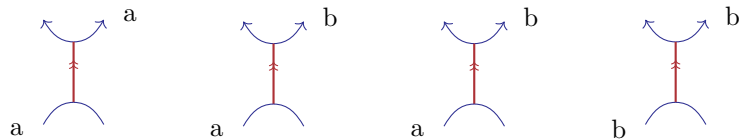


Figure 15: The four possible colorings near a 1-smoothing.

Theorem 8.3. Let D be the diagram of a tangle T , and n the number of its components.

Within the appropriate category (that will be defined later), $CKh'(D)$ is homotopy equivalent to a complex with 2^n generators and with vanishing differentials.

8.1.1 The Karoubi envelope

Definition 8.4. Let \mathcal{C} be a category. An endomorphism $p : O \rightarrow O$ of some object O in \mathcal{C} is called a projection if $p \circ p = p$. The Karoubi envelope $\mathcal{Kar}(\mathcal{C})$ of \mathcal{C} is the category whose objects are ordered pairs (O, p) where O is an object in \mathcal{C} and $p : O \rightarrow O$ is a projection. If (O_1, p_1) and (O_2, p_2) are two such pairs, the set of morphisms in $\mathcal{Kar}(\mathcal{C})$ from (O_1, p_1) to (O_2, p_2) is the collection of all morphisms $f : O_1 \rightarrow O_2$ in \mathcal{C} for which $f = f \circ p_1 = p_2 \circ f$. An object (O, p) in $\mathcal{Kar}(\mathcal{C})$ may also be denoted by $im(p)$. The composition of morphisms in $\mathcal{Kar}(\mathcal{C})$ is defined in the obvious way (by composing the corresponding morphisms in \mathcal{C}). The identity automorphism of an object (O, p) in $\mathcal{Kar}(\mathcal{C})$ is p itself.

There is an embedding functor \mathcal{I} from a category \mathcal{C} into its Karoubi envelope $\mathcal{Kar}(\mathcal{C})$, defined by sending an object $O \in \mathcal{C}$ to the pair $(O, Id) = O'$, and we have $mor_{\mathcal{Kar}(\mathcal{C})}(O'_1, O'_2) = mor_{\mathcal{C}}(O_1, O_2)$. We can identify the objects of \mathcal{C} with their image by \mathcal{I} .

Suppose, from now on, that the category \mathcal{C} is pre-additive and that the direct sum of objects makes sense in \mathcal{C} .

Proposition 8.5. Let $p : O \rightarrow O$ be an endomorphism in \mathcal{C} .

- If p is a projection then so is $1 - p$.
- In this case $O = im(p) \oplus im(1 - p)$ in $\mathcal{Kar}(\mathcal{C})$.

8.1.2 Application to Lee's theory

Let Γ be a smoothing of a diagram D . Place a point somewhere on a blue component of $\Gamma \times [0, 1]$. This gives an automorphism P that is idempotent $P \circ P = Id$.

$$P \circ P = \begin{array}{c} \diagup \\ \vdots \\ \diagdown \end{array} = (X_1 + X_2) \begin{array}{c} \diagup \\ \cdot \\ \diagdown \end{array} - X_1 X_2 \begin{array}{c} \diagup \\ \diagdown \end{array} = \begin{array}{c} \diagup \\ \diagdown \end{array} = Id.$$

Let $a = \frac{1}{2}(Id + P)$ and $b = \frac{1}{2}(Id - P)$. Then:

- a and b are projections: $a \circ a = a$ and $b \circ b = b$;
- a and b are complementary $a + b = Id$;
- a and b are disjoint $ab = ba = 0$;
- a and b are eigenprojections of P : $P \circ a = a$ and $P \circ b = -b$.

Then (Γ, a) and (Γ, b) are elements of $\mathcal{Kar}(Kob)$, and Γ is isomorphic to $(\Gamma, a) \oplus (\Gamma, b)$. Given a coloring of Γ and applying a and b where they appear, we get a projection of Γ , and thus an element of $\mathcal{Kar}(Kob)$, and a decomposition of Γ .

Example 8.6. We have the following decompositions:

$$\begin{array}{c} \uparrow \\ \uparrow \\ \uparrow \end{array} = \begin{array}{c} \uparrow \\ | \\ \text{a} \end{array} \oplus \begin{array}{c} \uparrow \\ | \\ \text{b} \end{array}$$

$$\begin{array}{c} \uparrow \uparrow \\ \uparrow \uparrow \end{array} = \begin{array}{c} \uparrow \uparrow \\ | \text{a} \\ | \text{a} \end{array} \oplus \begin{array}{c} \uparrow \uparrow \\ | \text{a} \\ | \text{b} \end{array} \oplus \begin{array}{c} \uparrow \uparrow \\ | \text{b} \\ | \text{a} \end{array} \oplus \begin{array}{c} \uparrow \uparrow \\ | \text{b} \\ | \text{b} \end{array}$$

$$\begin{array}{c} \uparrow \uparrow \\ \uparrow \uparrow \end{array} = \begin{array}{c} \uparrow \uparrow \\ | \text{a} \\ | \text{a} \end{array} \oplus \begin{array}{c} \uparrow \uparrow \\ | \text{a} \\ | \text{b} \end{array} \oplus \begin{array}{c} \uparrow \uparrow \\ | \text{b} \\ | \text{a} \end{array} \oplus \begin{array}{c} \uparrow \uparrow \\ | \text{b} \\ | \text{b} \end{array}$$

Now let us look at the Lee Khovanov complex of a simple crossing.

$$CKh(\nearrow \searrow) : \quad 0 \longrightarrow \begin{array}{c} \uparrow \uparrow \\ | \\ \downarrow \end{array} \xrightarrow{d} \begin{array}{c} \curvearrowright \curvearrowleft \\ | \\ \downarrow \end{array} \longrightarrow 0$$

$$\downarrow \zeta \qquad \qquad \downarrow \zeta$$

$$\left(\begin{array}{c} \uparrow \uparrow \\ | \\ \downarrow \\ a \quad a \\ \uparrow \uparrow \\ | \\ \downarrow \\ a \quad b \\ \uparrow \uparrow \\ | \\ \downarrow \\ b \quad a \\ \uparrow \uparrow \\ | \\ \downarrow \\ b \quad b \end{array} \right) \xrightarrow{M} \left(\begin{array}{c} \curvearrowright^a \curvearrowleft^a \\ | \\ \downarrow \\ a \quad b \\ \curvearrowright^b \curvearrowleft^b \\ | \\ \downarrow \\ a \quad b \\ \curvearrowright^b \curvearrowleft^b \\ | \\ \downarrow \\ a \quad b \\ \curvearrowright^b \curvearrowleft^b \\ | \\ \downarrow \\ b \quad b \end{array} \right)$$

$$d = \begin{array}{c} \text{blue surface} \\ \text{with red dot} \end{array}$$

Note that in this setting ($X_1 = -X_2 = 1$) we have again the relation $\curvearrowright = -\curvearrowleft$. So $2 \curvearrowright^a = \curvearrowright + \curvearrowleft = \curvearrowright - \curvearrowleft = 2 \curvearrowleft^b$.

Let $(l_0, l'_0, l_1, l'_1) \in \{a, b\}^4$. Let $\bar{l} = Id - l$ so that $l\bar{l} = 0$.

In the component $d : \begin{array}{c} \uparrow \uparrow \\ | \\ \downarrow \\ l_0 \quad l_1 \end{array} \xrightarrow{\text{blue surface}} \begin{array}{c} \curvearrowright^{l'_0} \curvearrowleft^{l'_1} \\ | \\ \downarrow \end{array}$ l_0 and l'_0 are in the same component. So if l_0 is different from l'_0 we have $d = 0$. The same holds for l_1 and l'_1 .

If $l_0 = l'_0$ and $l_1 = l'_1$ then $d = \begin{array}{c} \text{blue surface} \\ \text{with red dot} \end{array}^{l_1} = \begin{array}{c} \text{blue surface} \\ \text{with red dot} \end{array}^{l_0 l_1}$. So $d = 0$ unless l_0 is different from l_1 . We have

$$M = \begin{pmatrix} 0 & 0 & 0 & 0 \\ 0 & \text{blue surface}^a & 0 & 0 \\ 0 & 0 & \text{blue surface}^b & 0 \\ 0 & 0 & 0 & 0 \end{pmatrix}$$

Therefore the complex $CKh(\nearrow \searrow)$ is isomorphic to the direct sum of 4 chain complexes, where the only ones with non vanishing differentials are

$$\begin{array}{c} \uparrow \uparrow \\ | \\ \downarrow \\ a \quad b \end{array} \xrightarrow{\text{blue surface}^a} \begin{array}{c} \curvearrowright^a \curvearrowleft^b \\ | \\ \downarrow \end{array} \quad \text{and} \quad \begin{array}{c} \uparrow \uparrow \\ | \\ \downarrow \\ b \quad a \end{array} \xrightarrow{\text{blue surface}^b} \begin{array}{c} \curvearrowright^b \curvearrowleft^a \\ | \\ \downarrow \end{array}$$

These two complexes are acyclic. In fact the maps $\overset{a}{\text{diagram}}$ and $\overset{b}{\text{diagram}}$ are isomorphisms, with inverses respectively $\overset{a}{\text{diagram}}$ and $\overset{b}{\text{diagram}}$ (Neck cutting and bigon relations).

$$CKh(\nearrow \searrow) \simeq \begin{array}{c} \uparrow \uparrow \\ | \quad | \\ a \quad a \end{array} \oplus \begin{array}{c} \uparrow \uparrow \\ | \quad | \\ b \quad b \end{array} \xrightarrow{0} \begin{array}{c} \curvearrowright \quad \overset{a}{\curvearrowleft} \\ | \quad | \\ a \quad a \end{array} \oplus \begin{array}{c} \curvearrowright \quad \overset{b}{\curvearrowleft} \\ | \quad | \\ b \quad b \end{array}$$

The same works for a negative crossing, and constructing tangle diagrams by attaching one crossing at a time, we see that it also works in general. So $CKh'(D)$ is homotopy equivalent to a complex C' with vanishing differentials. The complex C' is generated by the smoothings of D where the colors agree around each crossings.

Let D_0 be a colored smoothing of D , so an element of $\mathcal{Kar}(Kob)$. Suppose we have both a and b on the same blue edge of D_0 . We know $ab = 0$, therefore $D_0 = 0$ in $\mathcal{Kar}(Kob)$.

If two blue edges meeting at a trivalent vertex have the same label a or b , then moving one to the other side inverts it, and we get a and b on the same edge. Again, $D_0 = 0$.

If we don't have either of those situations, then D_0 is nonzero (this can be proven by composing the associated projection by a well chosen cobordism, refer to Lemma 7.3). In this last case we say that the coloring of D_0 is cohesive. We proved that $CKh'(D)$ is homotopy equivalent to a complex C' with generators the cohesively colored smoothings and with no differentials. What is left to do is to count these generators.

Let L be a link with n components, D a diagram of L .

There is a one to one correspondance between cohesively colored smoothings of D and $\{a, b\}^n$ as follows. We see elements of $\{a, b\}^n$ as a choice of labels a or b for each component of L .

$$\begin{array}{c} \times \\ | \quad | \\ l \quad l \end{array} \longleftrightarrow \begin{array}{c} \uparrow \uparrow \\ | \quad | \\ l \quad l \end{array} \qquad \begin{array}{c} \times \\ | \quad | \\ \bar{l} \quad l \end{array} \longleftrightarrow \begin{array}{c} \curvearrowright \quad \overset{\bar{l}}{\curvearrowleft} \\ | \quad | \\ \bar{l} \quad l \end{array} \sim \begin{array}{c} \curvearrowright \quad \overset{l}{\curvearrowleft} \\ | \quad | \\ l \quad l \end{array}$$

This completes the proof of the Theorem 8.3.

9 Functoriality

9.1 Embedded cobordisms

Definition 9.1. Let B be a set of points in \mathbb{S}^2 , possibly empty.

Let T and T' be two tangles embedded in \mathbb{D}^3 with boundary B .

A cobordism from T to T' is a surface C embedded in $\mathbb{D}^3 \times [0, 1] \subset \mathbb{R}^4$ such that:

- There exists an $\epsilon_0 > 0$ such that $C \cap \mathbb{D}^3 \times [0, \epsilon_0] = T \times [0, \epsilon_0]$.
- There exists an $\epsilon_1 < 1$ such that $C \cap \mathbb{D}^3 \times [\epsilon_1, 1] = (-T') \times [\epsilon_1, 1]$
- $C \cap (\mathbb{S}^2 \times [0, 1])$ is the boundary B times $[0, 1]$
- The boundary of C is $C \cap (\mathbb{S}^2 \times [0, 1])$.

Definition 9.2. Let B be a set of points in \mathbb{S}^3 , possibly empty. We define $Cob^4(B)$ as the category whose objects are tangles in \mathbb{D}^3 with boundary B and whose morphisms are cobordisms between tangles up to boundary preserving isotopies.

Definition 9.3. A movie is a finite subset $S = \{t_1, t_2, \dots, t_n\} \subset (0, 1)$ together with a link diagram D_t for each $t \in [0, 1] - S$, such that for $t \in (t_i, t_{i+1})$, D_t is an isotopy of planar diagrams, and for small ϵ , the diagrams $D_{t_i - \epsilon}, D_{t_i + \epsilon}$ are related by either a Reidemeister move or one of the Morse moves represented below

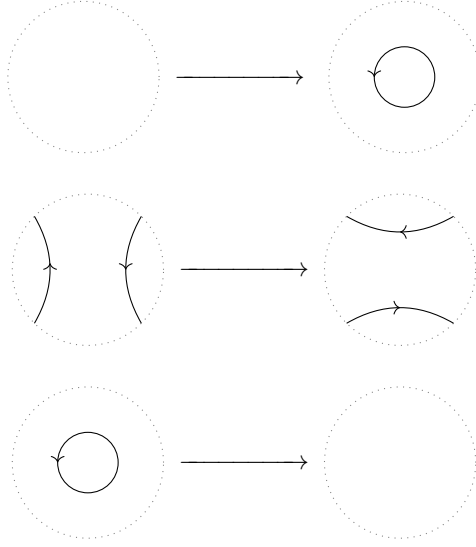


Figure 16: Morse moves

Example 9.4. Let C be a cobordism in $\mathbb{D}^3 \times [0, 1]$ from T to T' , then up to small isotopy we can suppose that $C \cap (\mathbb{D}^3 \times t)$ is a link for all t other than a finite set $S \subset (0, 1)$. around the singularities we have one of the elementary cobordisms represented in Figure 17. Therefore any cobordism can be represented by a movie.

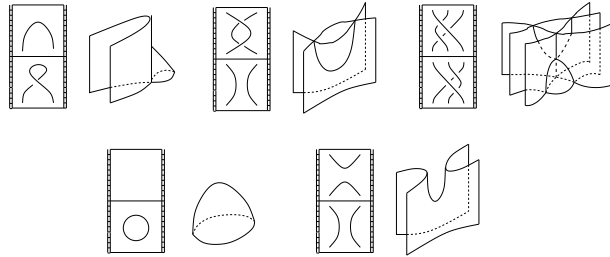


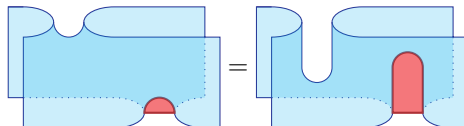
Figure 17: Elementary cobordisms taken from [CS97], all clips are reversible.

Theorem 9.5. Two movies represent the same cobordism up to boundary preserving isotopy if and only if they are related by a finite sequence of movies moves, shown in the Figure 21.

We have defined $CKh(T)$ for objects of the category $Cob^4(B)$, now we want to define the image of morphisms by CKh , to hopefully get a functor from the category $Cob^4(B)$ into the category $Kob_{/h}(B)$. Naturally, we start by defining $CKh(C)$ for C an elementary cobordism. Then an arbitrary cobordism is a sequence of movies of elementary cobordisms C_1, \dots, C_n . We take $CKh(C)$ to be the composition $CKh(C_1) \circ \dots \circ CKh(C_n)$.

We have two types of elementary cobordisms:

- Morse moves: a cup, a cap or a saddle. In this case the crossings of T and those of T' can be naturally identified, and consequently the vertices of their cubes of resolution too. For each vertex v of the cube of resolution, the Morse move gives rise to a natural cobordism $D_v \rightarrow D'_v$. Consequently, we get a map from $CKh(D)$ to $CKh(D')$. This is a chain map. For example if C is a saddle we have



- If C corresponds to a Reidemeister move:
 - If the oriented Reidemeister move is R_1+ , R_1- , R_2+ , R_2- , R_3+ or R_3- , as in the proof of Theorem 6.6, then we associate to it the homotopy equivalence map we used in that proof (except for R_3+ where we take the opposite map).
 - All other oriented Reidemeister moves are generated by the ones mentioned above [Pol09]. Let R be a Reidemeister move, Then we choose an expression $R = R_{i_1} \circ R_{i_2} \circ \dots \circ R_{i_r}$ in terms of the generators R_1+ , R_1- , R_2+ , R_2- and R_3 , and we set $CKh(R) = CKh(R_{i_1}) \circ CKh(R_{i_2}) \circ \dots \circ CKh(R_{i_r})$. We also choose the representation of the inverse of $R^{-1} = R_{i_r}^{-1} \circ R_{i_{r-1}}^{-1} \circ \dots \circ R_{i_1}^{-1}$. An example is provided in Figure 18 and 19.

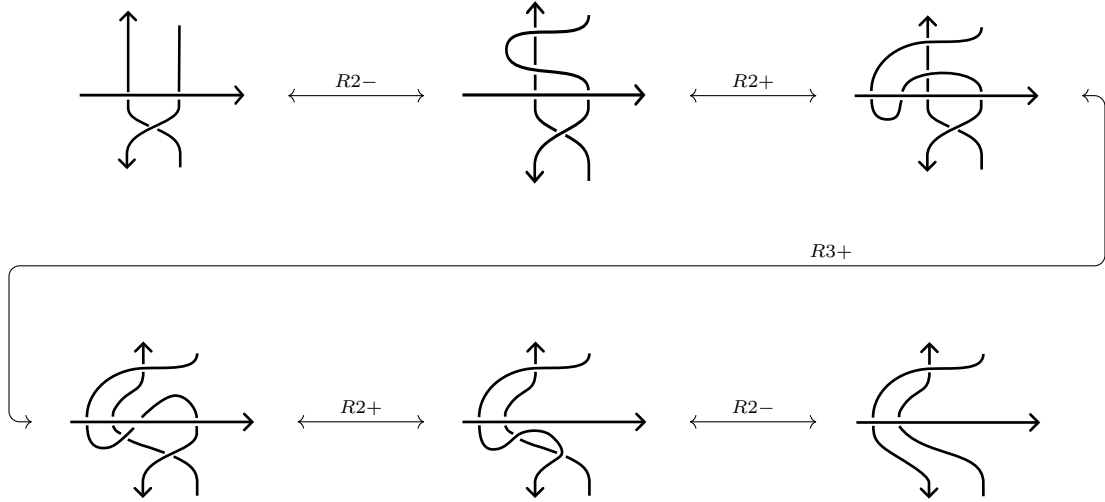


Figure 18: An example of the expression of the R_3c move in terms of the moves in the generating set (R_3c for cyclic).

Theorem 9.6. *The map CKh defined above is a functor from the category Cob^4 to Kob_h .*

9.2 Proof of functoriality

To prove Theorem 9.6, we check that CKh is invariant with respect to movie moves. In theory one could compute the morphisms associated to each movie move and prove the result manually, but this would be tedious given the high number of crossings in some of the movie moves for, and that we have to consider all orientations, significantly increasing the number of morphisms we have to check. So instead, we first use an argument of Kh -simplicity to prove functoriality up to sign, as in [Bar05].

Definition 9.7. We say that a tangle diagram D is Kh -simple if every degree 0 homotopy equivalence of $CKh(D)$ with itself is homotopic to a ± 1 multiple of the identity.

Lemma 9.8. *Tangle diagrams with no closed components and no crossings are Kh -simple. Such diagrams are called pairings (See Figure 20).*

Proof. Let D be a pairing. Then $CKh(D)$ is just the one step complex with D at height 0 and no differentials. A degree 0 homotopy equivalence C of $CKh(D)$ with itself is a formal $\mathbb{Z}[X_1, X_2]$ -linear combination of degree 0 cobordisms with top and bottom equal to D .

Let us take one such cobordism and call it Σ . let Σ_b its blue subsurface, p the number of points and s the number of squares in Σ . Let P be a monomial in $\mathbb{Z}[X_1, X_2]$ of degree d . The degree of $P\Sigma$ is $deg(P\Sigma) = \chi(\Sigma_b) - 2(p + 2s + d) - \frac{1}{2}|B| \leq \chi(\Sigma_b) - \frac{1}{2}|B|$.

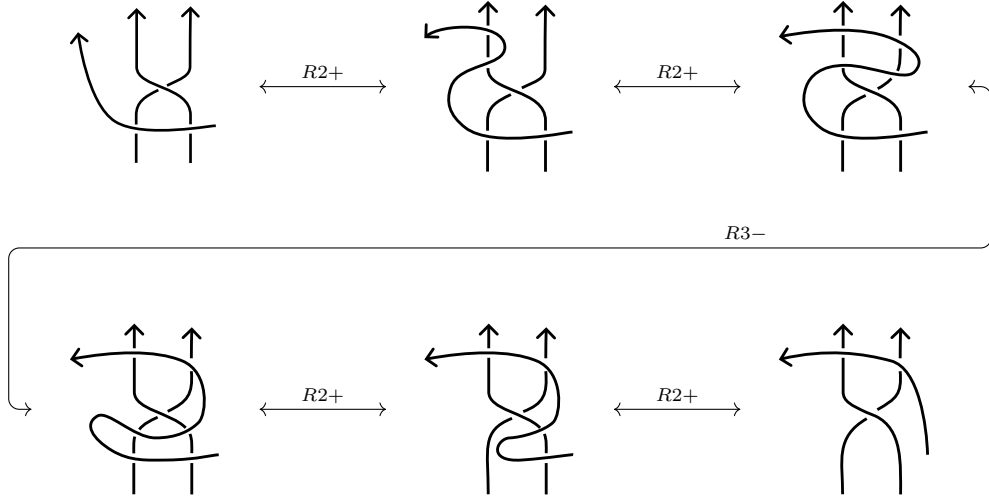


Figure 19: Example of the expression the $R3n$ move in terms of the moves of the generating set (All the crossings here are negative).

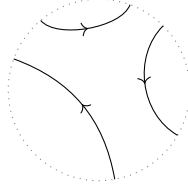


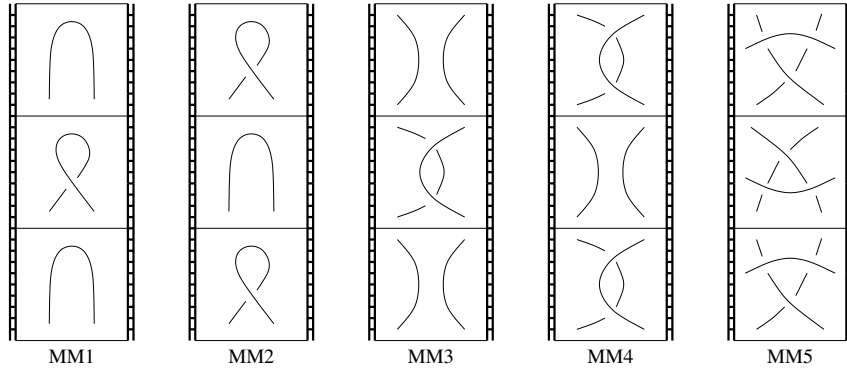
Figure 20: An example of a pairing diagram.

1. If Σ is the identity cobordism and $P = 1$ then $\deg(P\Sigma) = 0$
2. If we add closed components, red or blue and without points, we just multiply the initial cobordism by an integer. This does not change the degree. We can ignore closed components.
3. If we add handles to Σ_b , $\chi(\Sigma_b)$ decreases $\chi(\Sigma_b) < \frac{1}{2}|B|$ and $\deg(P\Sigma)$ is negative. Σ_b has to be the identity map.
4. Adding points, squares or taking $\deg(P) > 0$ decreases the degree. Thus Σ does not have any decorations on it, and P is an integer.
5. We can have red surfaces in the cobordism since it doesn't change the degree. Using the neck cutting relation we can break the red surface into disks (without decorations). Then we can remove the disks using the bubble relations.
6. Finally, we find that Σ has to be a multiple of the identity. Therefore so does C the homotopy equivalence. Since C has to be invertible, it has to be a ± 1 multiple of the identity.

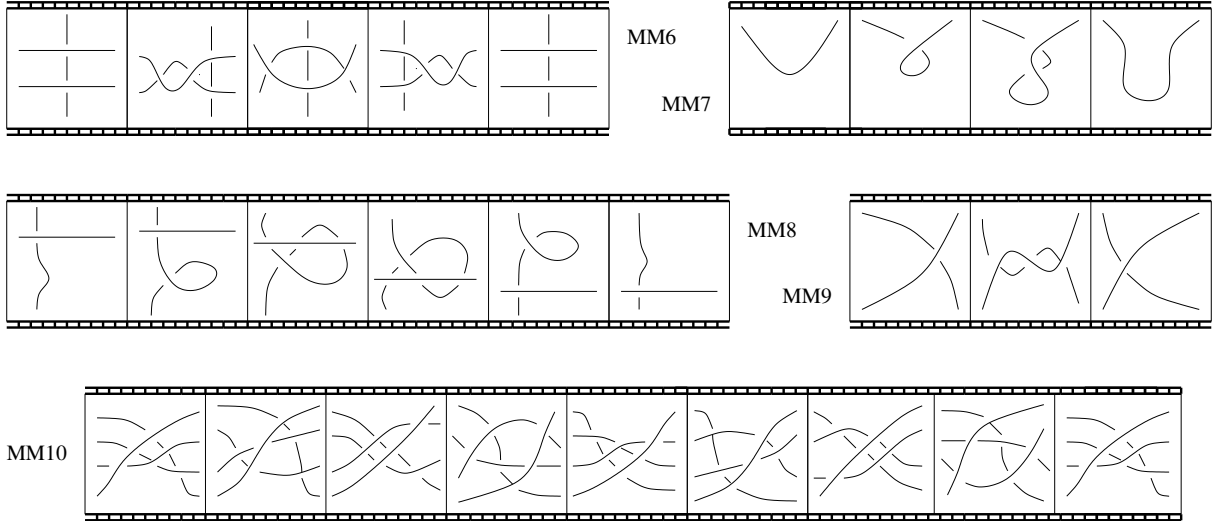
□

Lemma 9.9. *If a tangle diagram D is Kh -simple and a tangle diagram D' represents an isotopic tangle, then D' is also Kh -simple.*

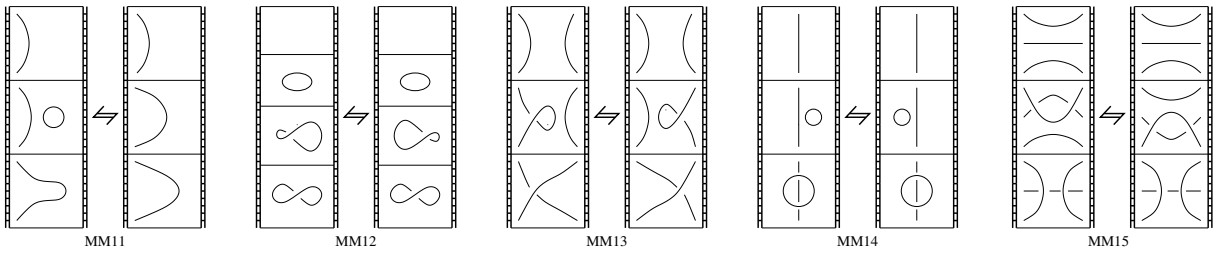
Proof. By the invariance of CKh , the complexes $CKh(D')$ and $CKh(D)$ are homotopy equivalent. Choose a homotopy equivalence $F : CKh(D') \rightarrow CKh(D)$ between the two (with homotopy inverse



(a) Movie moves 1–5, equivalent to “do nothing” identity clips.



(b) Movie moves 6–10, reversible circular clips (equivalent to identity clips).



(c) Movie moves 11–15, non-reversible clips (can be read both top-down and bottom-up).

Figure 21: Movie moves as in [CS97].

$G : CKh(D) \rightarrow CKh(D')$, and assume α' is a degree 0 automorphism of $CKh(D')$. Since D is Kh -simple, we know that $\alpha := F\alpha'G$ is homotopic to $\pm I$. Therefore $\alpha' \sim GF\alpha'GF = G\alpha F \sim \pm GF \sim \pm I$, and D' is also Kh -simple. \square

Let D be a tangle diagram and let DX be a tangle diagram obtained by adding an extra crossing somewhere along the boundary of D , like in Figure 22.

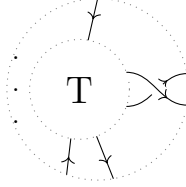


Figure 22: The diagram DX from a diagram D

We can add the inverse crossing X^{-1} alongside X . Then D and DXX^{-1} are related by an R_2 move, and represent isotopic tangles. We will use this fact later.

Lemma 9.10. *If DX is Kh -simple then so is D .*

Proof. Let $\alpha : CKh(D) \rightarrow CKh(D)$ be a degree 0 automorphism. We adjoin a crossing X on the right to D and to α to get an automorphism $\alpha I_X : CKh(DX) \rightarrow CKh(DX)$ (where I_X denotes the identity automorphism of $CKh(X)$).

As DX is Kh -simple, αI_X is homotopy equivalent to $\pm I$. We now adjoin the inverse X^{-1} of X and find that $\alpha I_{XX^{-1}} : CKh(DXX^{-1}) \rightarrow CKh(DXX^{-1})$ is homotopy equivalent to $\pm I$. But XX^{-1} is differs from \asymp by merely a Reidemeister move. Let $F : CKh(\asymp) \rightarrow CKh(XX^{-1})$ be the homotopy equivalence between $CKh(\asymp)$ and $CKh(XX^{-1})$ (with up-to-homotopy inverse $G : CKh(XX^{-1}) \rightarrow CKh(\asymp)$). Now $\alpha = \alpha I_{CKh(\asymp)} \sim \alpha(G \circ F) = (I_{CKh(D)}G) \circ (\alpha I_{XX^{-1}}) \circ (I_{CKh(D)}F) \sim \pm (I_{CKh(D)}G) \circ I \circ (I_{CKh(D)}F) = \pm I_{CKh(D)}(G \circ F) \sim \pm I$, and D is CKh -simple. \square

Lemma 9.11. *If D is Kh -simple then so is DX .*

Proof. Assume D is Kh -simple. Using Lemma 9.9 so is DXX^{-1} . Using Lemma 9.10, we can drop the crossing X^{-1} . We find that DX is Kh -simple. \square

Proof. (of Theorem 9.6)

Again, we want to check that CKh respects movie moves MM_1 to MM_{15} from Figure 21. We break this into a few steps.

Step 1: MM_1 to MM_5 .

The movie moves corresponding to $R1+$, $R1-$, $R2+$, $R2-$, $R3+$ and $R3-$ verify MM_1 through MM_5 . This is precisely the content of the proof of Theorem 6.6. The way we choose the maps for other oriented Reidemeister moves ensures that the result remains true for them as well.

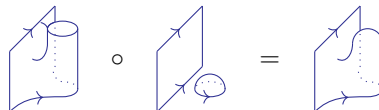
Step 2: MM_6 to MM_{10} up to sign.

The reversible circular movie moves MM_6 to MM_{10} represent degree 0 homotopy equivalences with the same start and end frame. The diagrams in these movies have no closed components, so peeling off the crossings one by one and using Lemma 9.11 we prove that they are Kh -simple. Therefore the homotopy equivalence corresponding to each of these movie moves is $\pm Id$.

Step 3: MM_{11} to MM_{15} .

Since these movies have a small number of crossings we can compute the maps explicitly and compare them.

- **MM11:** Going down the left side of MM_{11} we have the composition



which is isotopic to the identity.
Going up MM11 is symmetrical.

- **MM12:**

We will need the homotopy maps associated to the Reidemeister moves $R1'+$. We use the representations in Figure 23 and 24.

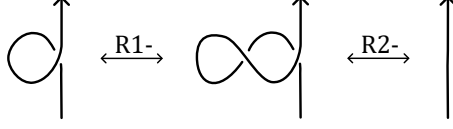


Figure 23: $R1'+$ as a sequence of $R1-$ and $R2-$.

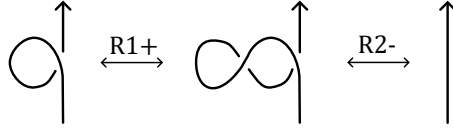
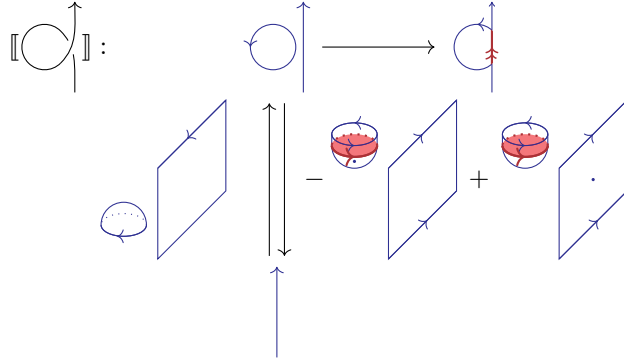
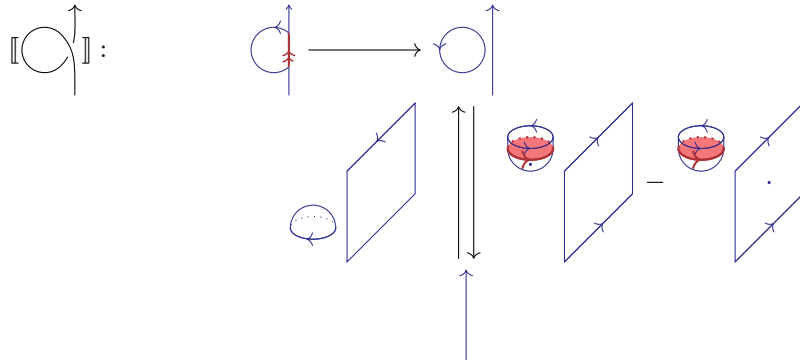


Figure 24: $R1'-$ as a sequence of $R1+$ and $R2-$.

Note that the choice of order of crossings in the definition of the Khovanov complex of a diagram affects the signs of the resulting morphisms. For example looking at the morphism associated to $R2+$, swapping the order of two crossings gives minus the identity on the oriented resolution. Two choices of numbering of crossing of a diagram D result in two complexes $CKh(D)_1$ and $CKh(D)_2$ which are related by a diagonal map made of $\pm Id$. We always choose this map so that it is minus the identity on the oriented resolution.




and

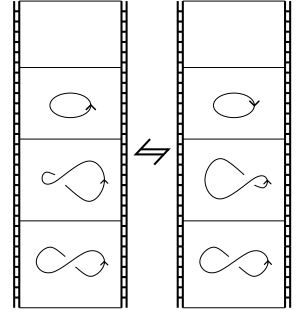


Going down, the right side of $MM12$ is a cap followed by $R1+$. The left side is a cap followed by $R1'+$. The resulting maps are

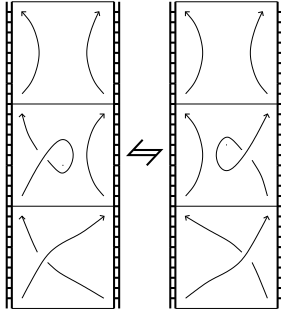
$$F_L = \text{cap} \circ R1' + - \text{cap} \circ R1 + \text{cap} \circ R1 + \text{cap} \circ R1 +$$

Using the neck cutting relation we find that $F_R = F_L = -$ .

$$\text{Going up } G_R = G_L = \text{cap} \circ R1 + + \text{cap} \circ R1 + + \text{cap} \circ R1 + + \text{cap} \circ R1 + +$$



- **MM13:**



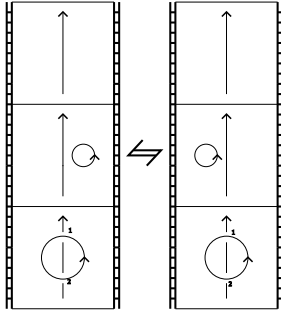
Going down, the right side of $MM13$ is $R1+$ followed by a saddle, the left side is $R1-$ followed by a saddle. Using the neck cutting relations $F_L =$

$$F_R = \text{cap} \circ R1 + + \text{cap} \circ R1 + + \text{cap} \circ R1 + + \text{cap} \circ R1 + +$$

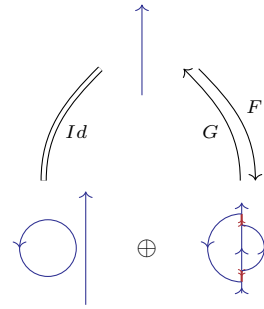
Going up $G_L = G_R = Id$.

- **MM14:**

There are multiple possible orientations for $MM14$, but they can be treated in almost the same way.



Going down on the right we have a cap followed by $R2-$ and on the left a cap followed by $R2-$. We obtain



Where

$$F = - \text{cap} \circ R2 - + \text{cap} \circ R2 - + \text{cap} \circ R2 - + \text{cap} \circ R2 - +$$

$$G = \text{cap} \circ R2 - + \text{cap} \circ R2 - + \text{cap} \circ R2 - + \text{cap} \circ R2 - +$$

The movie move $MM15$ can be checked similarly.

Step 4: Checking the signs of *MM6* to *MM10*.

Let D be the tangle diagram in the first frame in *MM6*, for example, and φ be the corresponding homotopy equivalence of $CKh(D)$. We already proved that $\varphi = \pm Id$. To make computations simpler let φ_0 be the induced map on the Lee Khovanov complex $CKh'(D)$.

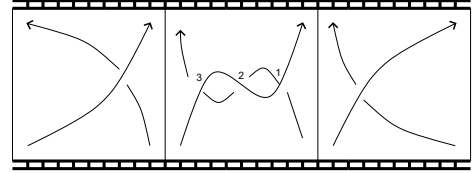
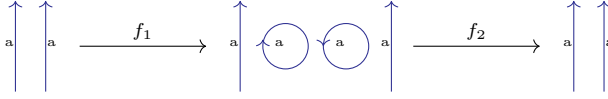
We proved in section 8, that $CKh'(D)$ is equivalent, in $\mathcal{K}ar(Kob)$, to a complex Ω with vanishing differentials. We also described the non zero objects of Ω . In particular, the oriented resolution D_0 where all strands have the same label, "a" for example, is always non zero.

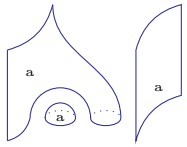
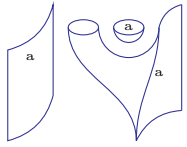
Since $\varphi = \pm Id$, so is φ_0 , and it is enough to check the morphism at the oriented resolution D_0 to determine the sign.

As a proof of concept, we start with the simpler move *MM9+*.

MM9+:

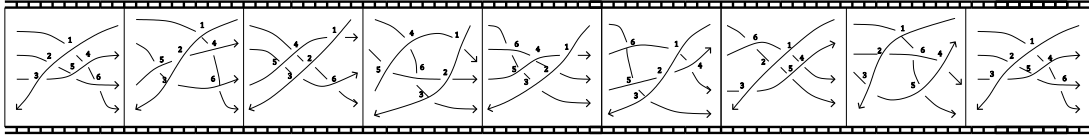
As mentioned above, we only check the morphism at the colored oriented resolution. Here we get:



Where $f_1 =$  and $f_2 =$  . So $f_2 \circ f_1 = Id$.

We finally look into the movie move *MM10*. Which is probably the most intimidating.

MM10:



MM10 corresponds to the sequence $R3-$, $R3-$, $R3-$, $R3n$ (from Figure 19), $R3-$, $R3-$, $R3-$, $R3n$.

The map associated to $R3-$ is the identity on the oriented resolution. Using the Figure 19 $R3n$ is also the identity on the oriented resolution.

The other movie moves can be checked similarly. Note that proving invariance by *MM6* to *MM10* also proves that different choices of expressions of oriented Reidemeister moves in terms of those of the generating set yield the same homotopy equivalence.

This concludes the proof of functoriality of Khovanov homology in the category Cob^4 . \square

10 Immersed cobordisms

In [Car+25], the construction of Khovanov homology is extended to immersed cobordisms with double point singularities. Double point singularities are locally modeled by a transverse intersection of two planes in \mathbb{R}^4 :

$$X = \mathbb{C} \times \{0\} \cap \{0\} \times \mathbb{C} \subset \mathbb{C}^2.$$

The category of embedded cobordisms $Cob^4(B)$ is extended to a category $Cob_{\times}^4(B)$ with the same objects, and with morphisms immersed cobordisms with double point singularities up to boundary preserving isotopy.

The structure of X near a singular point can be described by a movie of the form:



A cobordism in $Cob_{\times}^4(B)$ can then be represented with a sequence of the movies we used to represent embedded cobordisms, together with this additional movie representing a double point singularity.

We have the following theorem:

Theorem 10.1. *Two movies represent isotopic immersed surfaces if and only if they are related by a finite sequence of:*

- the movie moves MM1-MM15 (Figure 21),
- moves that correspond to sliding a node along a horizontal segment of a double point curve (See for example Figures 26 and 27),
- and the movie moves MM16-MM18 shown Figure 25.

A proof of this theorem can be found in [Car+25].

To extend the functor Kh to the category of singular cobordisms Cob_{\times}^4 , the theorem above shows that it is enough to define Kh on the movie representing a double point singularity. Then we just have to check that Kh respect the new movie moves.

Let A and B be the maps shown in Figure 28 and 29. They are of respective degrees -2 and 2 .

Then we have the following theorem

Theorem 10.2. *The map Kh is a well defined functor from Cob_{\times}^4 to Kob_h .*

Proof. The extended functor Kh still satisfies the movie moves 1 to 15.

The movie moves involving far commutativity commute because the maps A and B are applied to the same diagrams after planar isotopy.

What is left to check is the movie moves MM16 to MM18.

MM16:

- MM16+:

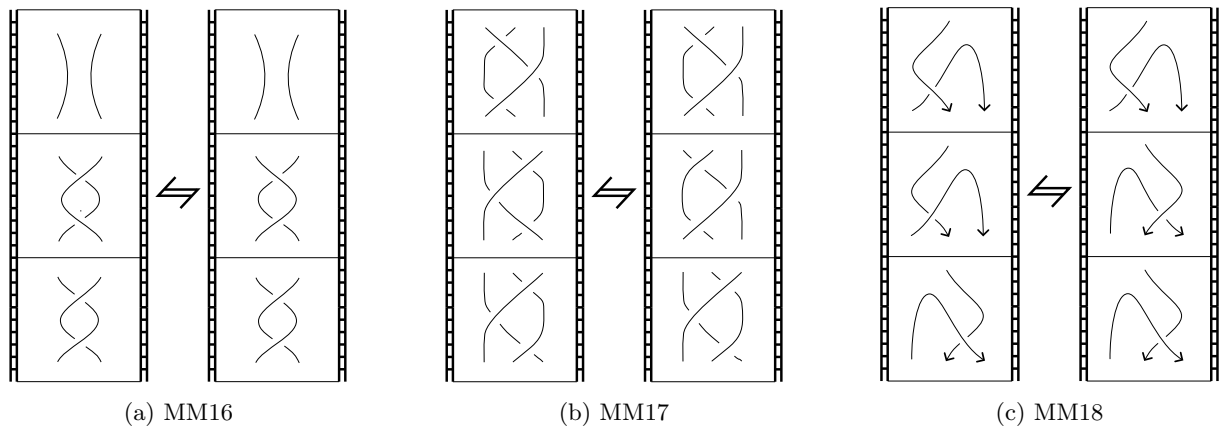


Figure 25: Movie moves with double point singularities.

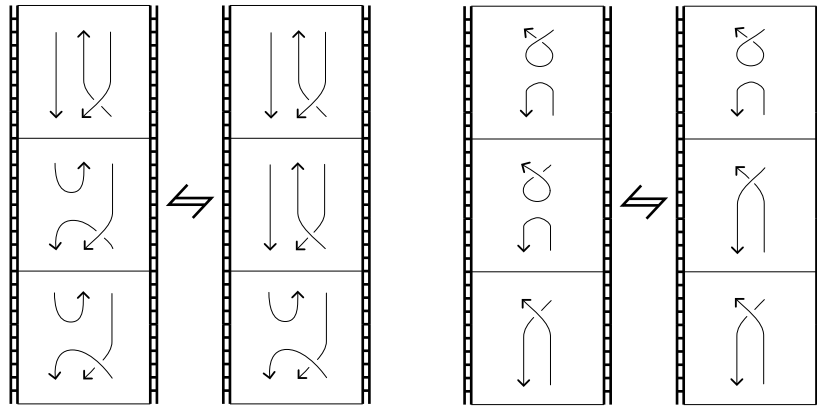


Figure 26

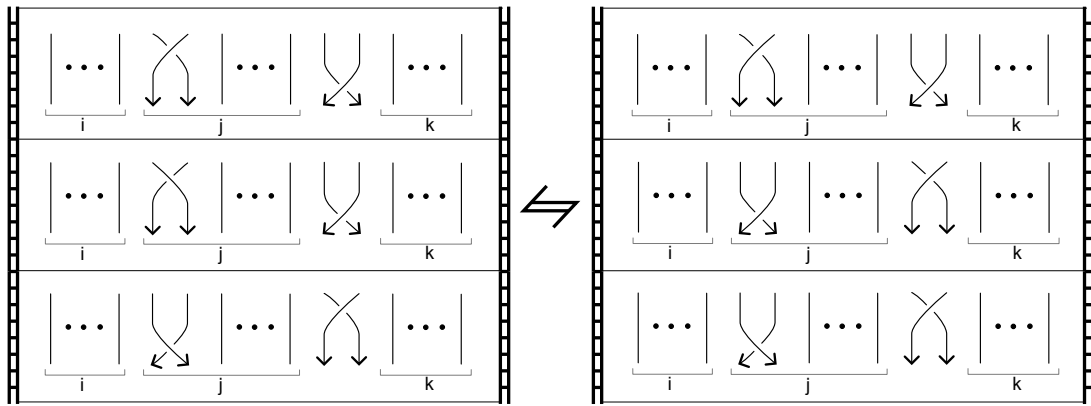


Figure 27

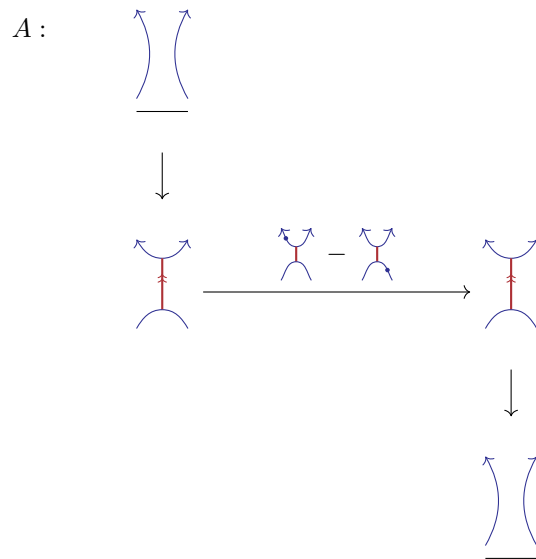


Figure 28: The map A corresponding to passing from a positive crossing to a negative crossing through a double point singularity. It is of degree -2 .

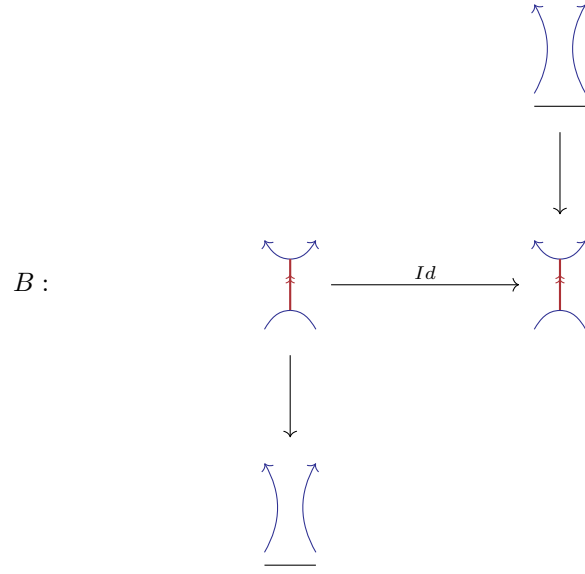
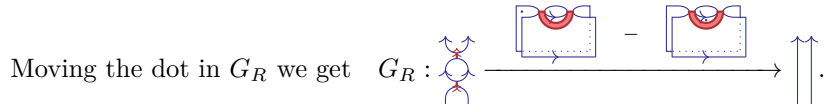
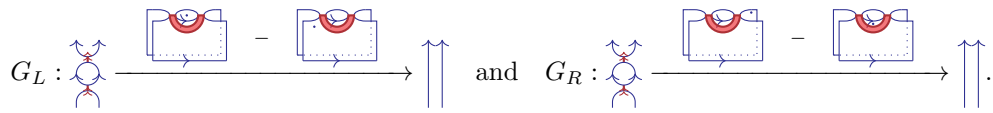
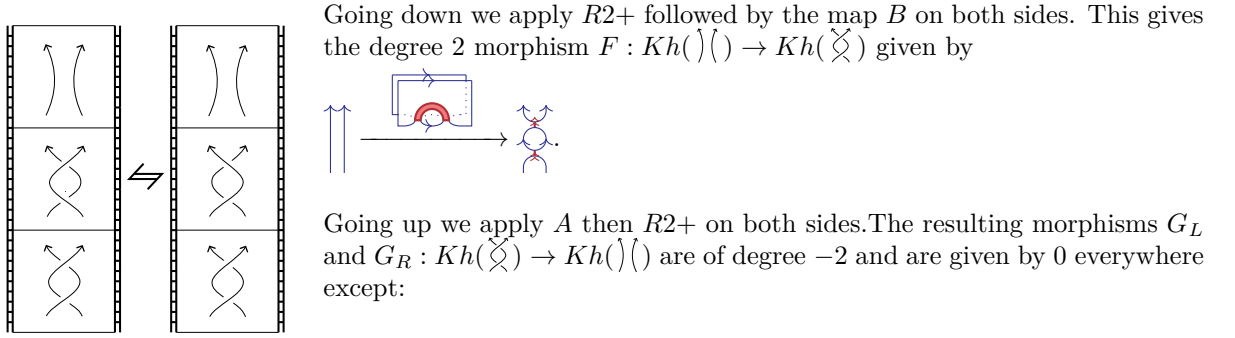
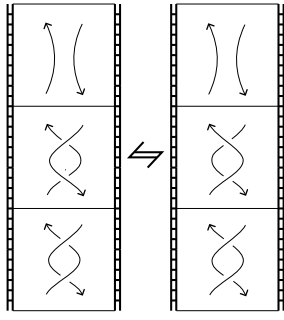


Figure 29: The map B corresponding to passing from a negative crossing to a positive crossing through a double point singularity. It is of degree 2.



And using the migration relation it is clear that $G_L = G_R$.

- MM16-:



Going up $MM16-$ we have B followed by $R2-$ on both sides. So as before we get the same morphism. Going down we obtain the maps:

$$G_L : \begin{array}{c} \uparrow \\ \uparrow \end{array} \xrightarrow{\begin{array}{c} \text{diagram with red gear} \\ - \\ \text{diagram with red gear} \end{array}} \begin{array}{c} \text{diagram with red gear} \\ \text{diagram with red gear} \end{array}$$

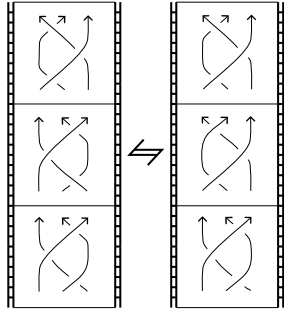
and $G_R : \begin{array}{c} \uparrow \\ \uparrow \end{array} \xrightarrow{\begin{array}{c} \text{diagram with red gear} \\ - \\ \text{diagram with red gear} \end{array}} \begin{array}{c} \text{diagram with red gear} \\ \text{diagram with red gear} \end{array}.$

The migration relation again shows that $G_L = G_R$.

MM17:

There are 4 orientations of the diagrams in $MM17$ to consider. Let us start with the move involving $R3+$ and $R3-$.

- $MM17+$:



Going down, on the right side we have $R3-$ followed by B , on the left side B followed by $R3+$.
Going up on the right is A followed by $R3-$ and on the left is $R3+$ followed by A .
We work around $MM17+$ without doing the full computations by looking at the similarity between the construction of the maps for $R3+$ and $R3-$.

The Khovanov homology two sides of the move $R3+$ can be regarded as the cones of the maps $\begin{array}{c} \uparrow \\ \uparrow \\ \uparrow \end{array} \xrightarrow{d} \begin{array}{c} \uparrow \\ \uparrow \\ \uparrow \end{array}$ (with homological degree shifted down by 1) (Abuse of notation: we write here a map from a diagram D to another diagram D' for a map between their respective

Khovanov homologies). We saw that there are deformation retractions $\begin{array}{c} \uparrow \\ \uparrow \\ \uparrow \end{array} \xrightleftharpoons[F']{F} \begin{array}{c} \uparrow \\ \uparrow \\ \uparrow \end{array} [1]$ and

$\begin{array}{c} \uparrow \\ \uparrow \\ \uparrow \end{array} \xrightleftharpoons[G']{G} \begin{array}{c} \uparrow \\ \uparrow \\ \uparrow \end{array} [1]$. Using Lemma 6.10, we defined homotopy equivalences:

$$\begin{pmatrix} \begin{array}{c} \uparrow \\ \uparrow \\ \uparrow \end{array} \\ \begin{array}{c} \uparrow \\ \uparrow \\ \uparrow \end{array} [1] \end{pmatrix} \xrightarrow{\begin{array}{c} Id \\ F \end{array}} \begin{pmatrix} \begin{array}{c} \uparrow \\ \uparrow \\ \uparrow \end{array} \\ \begin{array}{c} \uparrow \\ \uparrow \\ \uparrow \end{array} [2] \end{pmatrix} \xrightarrow{\begin{array}{c} Id \\ G' \end{array}} \begin{pmatrix} \begin{array}{c} \uparrow \\ \uparrow \\ \uparrow \end{array} \\ \begin{array}{c} \uparrow \\ \uparrow \\ \uparrow \end{array} [1] \end{pmatrix}$$

We then composed by diagonal matrices with entries $\pm Id$ on the left and of the right to recover the Khovanov homology of $\begin{array}{c} \uparrow \\ \uparrow \\ \uparrow \end{array}$ and $\begin{array}{c} \uparrow \\ \uparrow \\ \uparrow \end{array}$:

$$\begin{array}{c} \uparrow \\ \uparrow \\ \uparrow \end{array} \xrightarrow{\varepsilon_L} \begin{pmatrix} \begin{array}{c} \uparrow \\ \uparrow \\ \uparrow \end{array} \\ \begin{array}{c} \uparrow \\ \uparrow \\ \uparrow \end{array} [1] \end{pmatrix} \xrightarrow{\begin{array}{c} Id \\ G'F \end{array}} \begin{pmatrix} \begin{array}{c} \uparrow \\ \uparrow \\ \uparrow \end{array} \\ \begin{array}{c} \uparrow \\ \uparrow \\ \uparrow \end{array} [1] \end{pmatrix} \xrightarrow{\varepsilon_R} \begin{array}{c} \uparrow \\ \uparrow \\ \uparrow \end{array}$$

Then for $R3-$, using Lemma 6.10 again, we have the homotopy equivalence:

$$\begin{array}{c} \text{Diagram} \end{array} \xrightarrow{\mathcal{E}_L} \left(\begin{array}{c} \text{Diagram} \\ \text{Diagram} [-1] \end{array} \right) \xrightarrow{\begin{array}{c} Id \\ G'F \end{array}} \left(\begin{array}{c} \text{Diagram} \\ \text{Diagram} [-1] \end{array} \right) \xrightarrow{\mathcal{E}_R} \text{Diagram}$$

with the same maps G' , F , \mathcal{E}_L and \mathcal{E}_R .

We want to check that composing the first map by B and composing B by the second map result in homotopic morphisms. We can overlook the maps $\mathcal{E}_{L,R}$, because B (and later A are) diagonal, so they commute with diagonal maps formed with \pm identities, in particular with $\mathcal{E}_{L,R}$.

Moreover, B (and A) are zero on $\begin{array}{c} \text{Diagram} \end{array}$. So we only need to check that the compositions $BG'F$ and $G'FB$ are homotopic. This follows from the fact that B is the identity (with degree shift) on $\begin{array}{c} \text{Diagram} \end{array}$ and on $\begin{array}{c} \text{Diagram} \end{array}$. The part "going down" of $MM17+$ is then proven.

MM17+ Right:

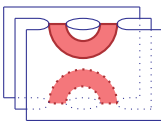
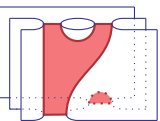
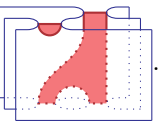
$$\begin{array}{c} \text{Diagram} [-1] \end{array} \xrightarrow{B} \left(\begin{array}{c} \text{Diagram} \\ \text{Diagram} [1] \end{array} \right) \xrightarrow{\begin{array}{c} Id \\ G'F \end{array}} \left(\begin{array}{c} \text{Diagram} \\ \text{Diagram} [1] \end{array} \right)$$

MM17+ Left

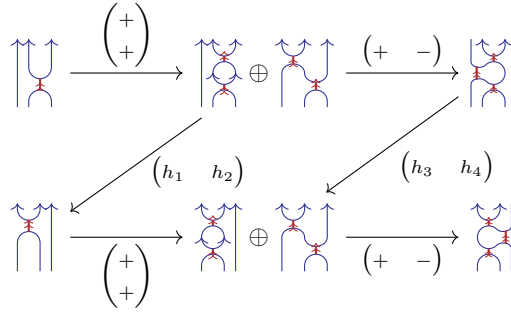
$$\left(\begin{array}{c} \text{Diagram} \\ \text{Diagram} [-1] \end{array} \right) \xrightarrow{\begin{array}{c} Id \\ G'F \end{array}} \left(\begin{array}{c} \text{Diagram} \\ \text{Diagram} [-1] \end{array} \right) \xrightarrow{B} \begin{array}{c} \text{Diagram} [1] \end{array}$$

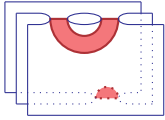
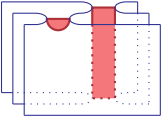
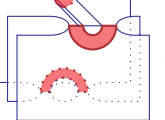
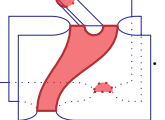
Similarly, going up, we want to prove that $AF'G$ and $F'GA$ are homotopic. In this case we need the explicit formula for $F'G$:

$$\begin{array}{c} \text{Diagram} \longrightarrow \text{Diagram} \oplus \text{Diagram} \longrightarrow \text{Diagram} \\ \downarrow \begin{pmatrix} m_1 & m_2 \\ m_3 & Id \end{pmatrix} \\ \text{Diagram} \longrightarrow \text{Diagram} \oplus \text{Diagram} \longrightarrow \text{Diagram} \end{array}$$

Where $m_1 =$  $m_2 = -$  $m_3 = -$ .

Let h be the map:



With $h_1 = -$ , $h_2 =$ , $h_3 =$  and $h_4 =$ .

Then $AF'G - F'GA = hd + dh$.

- **The other orientations of MM17:**

These relations are generated by $MM6$ to $MM10$, $MM17+$ and far commutativity relations.

A quick look at [Pol09] shows that different $R3$ moves can be obtained from each other inductively with by putting one between two $R2$ moves at a time, as in Figure 30.

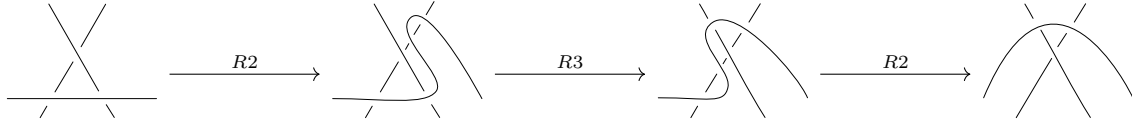


Figure 30: A standard way to generate $R3$ moves from one another.

Let us now fix an orientation on the diagram in Figure 30 such that the $R3$ move in the middle (say $R3_a$) is already proven to respect $MM17$. Let $R3_b$ be the resulting move. We want to compare the following sequences:



and



In the first one, by far commutativity relations, we can exchange the moves A/B and $R2$. We obtain:



Now applying $MM17$ we can switch A/B and $R3_a$ to get:



Finally, by far commutativity we can switch the last two maps to get exactly the sequence we wanted.

This finishes the proof of $MM17$.

MM18:

In the context of Khovanov homology planar isotopy yields the identity map so $MM18$ is clear. \square

References

- [Bar02] Dror Bar-Natan. “On Khovanov’s categorification of the Jones polynomial”. In: *Algebraic & Geometric Topology* 2.1 (May 2002), pp. 337–370. ISSN: 1472-2747. DOI: 10.2140/agt.2002.2.337. URL: <http://dx.doi.org/10.2140/agt.2002.2.337>.
- [Bar05] Dror Bar-Natan. “Khovanov’s homology for tangles and cobordisms”. In: *Geometry & Topology* 9.3 (Aug. 2005), pp. 1443–1499. ISSN: 1465-3060. DOI: 10.2140/gt.2005.9.1443. URL: <http://dx.doi.org/10.2140/gt.2005.9.1443>.
- [Bar07] Dror Bar-Natan. “Fast Khovanov homology computations”. In: *Journal of Knot Theory and Its Ramifications* 16.03 (Mar. 2007), pp. 243–255. ISSN: 1793-6527. DOI: 10.1142/S0218216507005294. URL: <http://dx.doi.org/10.1142/S0218216507005294>.
- [Bel+19] Anna Beliakova et al. “On the functoriality of $sl(2)$ tangle homology”. In: (2019). DOI: 10.48550/ARXIV.1903.12194. URL: <https://arxiv.org/abs/1903.12194>.
- [Bla10] Christian Blanchet. “An oriented model for Khovanov homology”. In: *Journal of Knot Theory and Its Ramifications* 19.02 (Feb. 2010), pp. 291–312. ISSN: 1793-6527. DOI: 10.1142/S0218216510007863. URL: <http://dx.doi.org/10.1142/S0218216510007863>.
- [BM06] Dror Bar-Natan and Scott Morrison. “The Karoubi envelope and Lee’s degeneration of Khovanov homology”. In: *Algebraic & Geometric Topology* 6.3 (Oct. 2006), pp. 1459–1469. ISSN: 1472-2747. DOI: 10.2140/agt.2006.6.1459. URL: <http://dx.doi.org/10.2140/agt.2006.6.1459>.
- [Cap08] Carmen Livia Caprau. “ $sl(2)$ tangle homology with a parameter and singular cobordisms”. In: *Algebraic & Geometric Topology* 8.2 (May 2008), pp. 729–756. ISSN: 1472-2747. DOI: 10.2140/agt.2008.8.729. URL: <http://dx.doi.org/10.2140/agt.2008.8.729>.
- [Car+25] Scott Carter et al. *An Extension of Khovanov Homology to Immersed Surface Cobordisms*. 2025. DOI: 10.48550/ARXIV.2510.14760. URL: <https://arxiv.org/abs/2510.14760>.
- [CMW07] David Clark, Scott Morrison, and Kevin Walker. “Fixing the functoriality of Khovanov homology”. In: (2007). DOI: 10.48550/ARXIV.MATH/0701339. URL: <https://arxiv.org/abs/math/0701339>.
- [CS97] J. Carter and Masahico Saito. *Knotted Surfaces and Their Diagrams*. American Mathematical Society, Dec. 1997. ISBN: 9781470412838. DOI: 10.1090/surv/055. URL: <http://dx.doi.org/10.1090/SURV/055>.
- [ETW17] Michael Ehrig, Daniel Tubbenhauer, and Paul Wedrich. “Functoriality of colored link homologies”. In: (2017). DOI: 10.48550/ARXIV.1703.06691. URL: <https://arxiv.org/abs/1703.06691>.
- [Imo+25] Hayato Imori et al. *Cobordism maps in Khovanov homology and singular instanton homology II*. 2025. DOI: 10.48550/ARXIV.2510.09399. URL: <https://arxiv.org/abs/2510.09399>.

- [Jac02] Magnus Jacobsson. “An invariant of link cobordisms from Khovanov homology”. In: (2002). DOI: 10.48550/ARXIV.MATH/0206303. URL: <https://arxiv.org/abs/math/0206303>.
- [Kho00] Mikhail Khovanov. “A categorification of the Jones polynomial”. In: *Duke Mathematical Journal* 101.3 (Feb. 2000). ISSN: 0012-7094. DOI: 10.1215/S0012-7094-00-10131-7. URL: <http://dx.doi.org/10.1215/S0012-7094-00-10131-7>.
- [Koc03] Joachim Kock. *Frobenius Algebras and 2D Topological Quantum Field Theories*. Cambridge University Press, 2003. ISBN: 9780511615443. DOI: 10.1017/cbo9780511615443. URL: <http://dx.doi.org/10.1017/CBO9780511615443>.
- [Lee02] Eun Soo Lee. *An endomorphism of the Khovanov invariant*. 2002. DOI: 10.48550/ARXIV.MATH/0210213. URL: <https://arxiv.org/abs/math/0210213>.
- [MWW22] Scott Morrison, Kevin Walker, and Paul Wedrich. “Invariants of 4-manifolds from Khovanov–Rozansky link homology”. In: *Geometry & Topology* 26.8 (Dec. 2022), pp. 3367–3420. ISSN: 1465-3060. DOI: 10.2140/gt.2022.26.3367. URL: <http://dx.doi.org/10.2140/gt.2022.26.3367>.
- [Pol09] Michael Polyak. “Minimal generating sets of Reidemeister moves”. In: (2009). DOI: 10.48550/ARXIV.0908.3127. URL: <https://arxiv.org/abs/0908.3127>.
- [Ras10] Jacob Rasmussen. “Khovanov homology and the slice genus”. In: *Inventiones mathematicae* 182.2 (Sept. 2010), pp. 419–447. ISSN: 1432-1297. DOI: 10.1007/s00222-010-0275-6. URL: <http://dx.doi.org/10.1007/s00222-010-0275-6>.
- [Ras21] Jacob Rasmussen. *Knots, polynomials, and categorification*. Dec. 2021. DOI: 10.1090/pcms/028/02. URL: <http://dx.doi.org/10.1090/pcms/028/02>.
- [Ren+25] Qiuyu Ren et al. *Khovanov skein lasagna modules with 1-dimensional inputs*. 2025. DOI: 10.48550/ARXIV.2510.05273. URL: <https://arxiv.org/abs/2510.05273>.
- [RW20] Louis-Hadrien Robert and Emmanuel Wagner. “A closed formula for the evaluation of foams”. In: *Quantum Topology* 11.3 (Aug. 2020), pp. 411–487. ISSN: 1664-073X. DOI: 10.4171/qt/139. URL: <http://dx.doi.org/10.4171/QT/139>.
- [RW24] Qiuyu Ren and Michael Willis. *Khovanov homology and exotic 4-manifolds*. 2024. DOI: 10.48550/ARXIV.2402.10452. URL: <https://arxiv.org/abs/2402.10452>.