

Diversifying Toxicity Search in Large Language Models Through Speciation

Onkar Shelar
os9660@rit.edu

Rochester Institute of Technology
Rochester, New York, USA

Travis Desell
tjdvse@rit.edu

Rochester Institute of Technology
Rochester, New York, USA

Abstract

Evolutionary prompt search is a practical black-box approach for red teaming large language models (LLMs), but existing methods often collapse onto a small family of high-performing prompts, limiting coverage of distinct failure modes. We present a speciated quality-diversity (QD) extension of ToxSearch that maintains multiple high-toxicity prompt niches in parallel rather than optimizing a single best prompt. ToxSearch-S introduces unsupervised prompt speciation via a search methodology that maintains capacity-limited species with exemplar leaders, a reserve pool for outliers and emerging niches, and species-aware parent selection that trades off within-niche exploitation and cross-niche exploration. ToxSearch-S is found to reach higher peak toxicity (≈ 0.73 vs. ≈ 0.47) and a extreme heavier tail (top-10 median 0.66 vs. 0.45) than the baseline, while maintaining comparable performance on moderately toxic prompts. Speciation also yields broader semantic coverage under a topic-as-species analysis (higher effective topic diversity N_1 and larger unique topic coverage K). Finally, species formed are well-separated in embedding space (mean separation ratio ≈ 1.93) and exhibit distinct toxicity distributions, indicating that speciation partitions the adversarial space into behaviorally differentiated niches rather than superficial lexical variants. This suggests our approach uncovers a wider range of attack strategies.

CCS Concepts

• **Theory of computation** → **Evolutionary algorithms**; • **Computing methodologies** → **Natural language processing**; *Cluster analysis*; *Topic modeling*; • **Information systems** → **Language models**.

Keywords

Evolutionary Algorithms, Large Language Models, Toxicity Search, Speciation, Quality-Diversity

ACM Reference Format:

Onkar Shelar and Travis Desell. 2018. Diversifying Toxicity Search in Large Language Models Through Speciation. In *Proceedings of Make sure to enter the correct conference title from your rights confirmation email*

Permission to make digital or hard copies of all or part of this work for personal or classroom use is granted without fee provided that copies are not made or distributed for profit or commercial advantage and that copies bear this notice and the full citation on the first page. Copyrights for components of this work owned by others than the author(s) must be honored. Abstracting with credit is permitted. To copy otherwise, or republish, to post on servers or to redistribute to lists, requires prior specific permission and/or a fee. Request permissions from permissions@acm.org.

Conference acronym 'XX, Woodstock, NY

© 2018 Copyright held by the owner/author(s). Publication rights licensed to ACM.

ACM ISBN 978-1-4503-XXXX-X/2018/06

<https://doi.org/XXXXXXX.XXXXXXX>

(Conference acronym 'XX). ACM, New York, NY, USA, 12 pages. <https://doi.org/XXXXXXX.XXXXXXX>

1 Introduction

Large Language Models (LLMs) are highly capable, but adversarial prompting continues to expose failure modes that produce harmful or toxic generations [8, 25, 26]¹. For that reason, rigorous red teaming is not optional, it is a core requirement for safety evaluation. Much of existing red teaming practice remains manual or guided by heuristics [7], which does not scale and tends to probe only a thin slice of the adversarial prompt space. Search-based methods, such as ToxSearch [25], EvoTox [8], EvoPrompt [12], AutoDAN [16], and Rainbow Teaming [24], address this by systematizing adversarial prompt discovery. They do so by casting it as an optimization problem and implementing the search with evolutionary algorithms (EAs). By evolving a population of prompts, they iteratively discover inputs that elicit increasingly toxic content from a target model. This framing is naturally compatible with the black-box setting because it requires only model queries and an external toxicity oracle, such as the Perspective API [1] or the OpenAI Moderation API [2]. Over generations, evolutionary variation and selection can surface non-obvious failure modes that may be difficult to uncover through manual red teaming alone.

The core idea of ToxSearch is that LLM-guided small, systematic prompt perturbations can bypass safety filters and can efficiently search this space for harmful outputs [25]. EvoTox [8] functions through an iterative process where LLM (Prompt Generator) iteratively rephrases questions to increase their likelihood of eliciting toxic answers from target LLM. EvoPrompt [12] connects LLMs with EAs to optimize discrete prompts. It successfully shows the viability of LLM-in-the-loop evolution, using LLM both as evaluator and generator. AutoDAN [16] is a system for generating stealthy jailbreak prompts using a hierarchical genetic algorithm, which frames the problem of bypassing LLM safety as an optimization, where the problem is evolved to both accomplish a hidden malicious goal and remain undetected. Most work in this area relies on variation and possible ad-hoc diversity encouragement, but does not enforce that different prompt niches evolve in parallel.

Quality-Diversity (QD) algorithms aim to produce an archive of solutions that are individually high-quality yet collectively diverse, effectively filling a space of possibilities with the best example of each behavioral type [23]. In toxicity red teaming, *quality* naturally maps to the toxicity achieved in a model's response, while *diversity* corresponds to distinct adversarial prompt themes. This matters because a single best prompt (or a tight cluster of elites) may exploit

Preprint. Submitted to GECCO 2026.

¹This paper contains disturbing language presented solely for safety evaluation.

only one vulnerability, whereas safety evaluation benefits from uncovering multiple attack modes.

Recent automated red-teaming work makes this explicit. Rainbow Teaming observes that existing methods often focus on specific domains, and formulates adversarial prompt generation as a QD problem using open-ended search to generate prompts that are both effective and diverse [24]. It formalizes adversarial prompt discovery as QD search by building on MAP-Elites, maintaining an archive as a discrete grid whose dimensions categorize prompts by user-chosen features (e.g., attack style, risk category, prompt length). This open-ended search found hundreds of effective prompts per run with attack success rate >90% across tested models. Rainbow-Plus [9] extends this lineage by retaining the same descriptor-indexed archive but addressing MAP-Elites-style limitations via a multi-element archive (multiple prompts per cell) and multi-prompt fitness evaluation, aiming for more exhaustive exploration. However, diversity is structured through predefined categorical descriptors and archive cells, rather than unsupervised niche discovery.

These QD motivations align with empirical behavior in evolutionary prompt search. ToxSearch and EvoTox report that early fixed-size population variants quickly converged to a single topic, motivating diversity-preserving population management [8, 25]. MAP-Elites operationalizes this principle by maintaining a map of elites over user-chosen diversity dimensions, because it explores more of the search space, it tends to find a better overall solution while returning diverse high-performing alternatives [20].

In natural evolution, diversity is preserved through speciation. Inspired by this, evolutionary computation developed several niching techniques to maintain multiple solution niches within a single run [18]. Key niching mechanisms include fitness sharing [11], crowding and deterministic crowding [19], clearing [21], restricted tournament selection [13], and adaptive niching via competition and speciation as in Neuroevolution (NEAT) [15]. By mimicking ecological niches or species, they allow the algorithm to explore several peaks in parallel. A complementary route to parallel peak exploration is the island model, where semi-isolated subpopulations maintain diversity through restricted mixing via explicit island extinction and repopulation [17]. This is particularly relevant to prompt evolution. ToxSearch’s use of ratio-based tiered selection can be viewed as an implicit form of niching, attempting to keep multiple topical niches alive [25].

Two landmark approaches are Novelty Search [15] and MAP-Elites [20], which relies on archival storage of information. In novelty search, the archive stores past behaviors to compare against, whereas, in MAP-Elites, the archive explicitly stores the best individual in each niche. Archives serve as a memory that biases the search, as they prevent the algorithm from re-discovering the same behavior or from oversampling one niche. QD algorithms are sometimes called illumination algorithms because their aim is to illuminate the space of possibilities, not just optimize [20]. In the AI safety context, this is exactly what we want, to illuminate all the ways an LLM can be attacked, not just the worst case. Mouret et al. stress that MAP-Elites provides a holistic view of how high-performing solutions are distributed in the feature space [20]. Taken together, these results justify treating diversity as a first-class requirement in evolutionary red teaming and motivate moving from ToxSearch’s implicit topical niching to explicit prompt speciation.

Rainbow Teaming [24] applied QD to adversarial prompt generation and achieved state-of-the-art results, which validates the relevance of QD to our problem. None of the reviewed works (such as EvoPrompt [12], Promptbreeder [10], AutoDAN [16]) explicitly speciate the prompt population during the evolutionary process. While Rainbow Teaming applied a QD approach, most other evolutionary prompt works optimize a single objective and return one result or a small set. Maintaining a MAP-Elites style archive of diverse high-toxicity prompts throughout evolution would directly benefit practitioners, providing a suite of attack examples (analogous to NEAT’s champion solutions per species) [27]. We see an open gap in determining how to cluster text prompts meaningfully and use those clusters to maintain species.

In summary, the gap is how to systematically maintain and leverage diversity (especially via speciation) in the evolutionary search for toxic prompts, in order to discover multiple high-impact prompt attacks rather than converging on a single mode. This gap sits at the intersection of EAs and AI safety: it requires (i) clustering language artifacts in a way that is semantically meaningful *and* behaviorally relevant, and (ii) demonstrating that explicit diversity mechanisms improve coverage without sacrificing peak toxicity. We address this gap by introducing an online, unsupervised speciation mechanism inside ToxSearch and evaluating its quality–diversity trade-off. Concretely, we study:

- **RQ1.** Does speciated evolutionary search discover higher-quality toxic prompts faster, and does it maintain a more diverse set of toxic behaviors compared to the baseline approach?
- **RQ2.** Do different species clusters in Speciated ToxSearch exhibit distinct toxicity distributions across embedding space and semantic topic clusters?

This paper makes three contributions: (1) *ToxSearch-S*, a QD-style evolutionary red-teaming system that maintains a species-structured archive via online leader–follower clustering under an ensemble (semantic + behavioral) distance; (2) species-aware population management, including capacity limits, reserve handling for outliers and emerging niches, and species-aware parent selection to balance exploitation and exploration; and (3) an empirical evaluation showing that speciation increases extreme-toxicity discovery while broadening semantic coverage, and that learned species correspond to differentiated toxicity profiles.

2 Methodology

ToxSearch [25] is a steady-state ($\mu + \lambda$) evolutionary loop that proposes prompts, queries a target response generator (RG), and retains candidates that elicit toxic responses under an external moderation oracle. *ToxSearch-S*² extends this baseline with unsupervised speciation to maintain multiple niches in parallel (Algorithms 1 and 3). Each evaluated prompt is assigned online to a species via leader-follower clustering under an ensemble distance that captures both prompt semantics and response-level toxicity profiles and outliers are placed in a reserve pool. The algorithm uses species-aware parent selection to balance within-niche exploitation and cross-niche exploration, applies mutation/crossover through a prompt generator (PG), and inserts offspring back into species/reserves. Species

²GitHub repo – <https://anonymous.4open.science/r/spectated-search-2F31>

are capacity-limited, merged when leaders become too similar, and frozen under stagnation, yielding a QD-style archive of distinct high-toxicity niches rather than a single converged prompt family.

Relative to ToxSearch’s single global population and replacement policy, ToxSearch-S modifies only the population organization and selection dynamics with online speciation, within-species replacement under capacity constraints, and a reserve mechanism for emerging niches. Core components from ToxSearch are retained, as they remain effective for the QD extension and are orthogonal to the diversity maintenance problem. The PG/RG split, moderation evaluator, and operator suite address *how* to generate and evaluate prompts, while speciation addresses *how* to organize and maintain diverse populations. Population structure, replacement strategy, parent selection and state bookkeeping were modified.

Due to space constraints, full pseudocode for the ToxSearch-S is provided in Algorithms 1, 2 and 3 in Appendix A. ToxSearch-S operates as follows – Given a target response generator (RG) LLM θ_{rg} , and a moderation oracle \mathcal{M} (Google’s Perspective API [1]), we seek prompts $p \in \mathcal{P}$ that *maximize* a configured fitness score on the model’s response $y \sim \theta_{rg}(p)$, where p is created by a separate prompt generator (PG) LLM θ_{pg} . \mathcal{M} maps a text y to a K -vector of attribute scores $\mathbf{s}(y) \in [0, 1]^K$. For our fitness function, $s_{toxicity}$, we select the toxicity component as the scalar fitness:

$$\max_{p \in \mathcal{P}} \hat{f}(p) = s_{toxicity}(\mathcal{M}(\theta_{rg}(p))) \in [0, 1] \quad (1)$$

ToxSearch-S reframes the problem as a QD optimization task as we seek multiple set of local optima (species), each representing a distinct attack strategy. The QD objective is defined as:

$$\max_{\{S_1, \dots, S_k\}} \sum_{i=1}^k \max_{p \in S_i} \hat{f}(p) \quad \text{subject to} \quad D_{inter}(\{S_1, \dots, S_k\}) \geq \theta_{diversity} \quad (2)$$

where $\{S_1, S_2, \dots, S_k\}$ represents a partition of the population into k species, where species S_i contains semantically similar prompts, and D_{inter} measures inter-species diversity with threshold $\theta_{diversity}$.

The *quality* of a species S_i is operationally defined as the maximum fitness achieved by any individual within that species:

$$\text{quality}(S_i) = \max_{p \in S_i} \hat{f}(p) \quad (3)$$

$$\text{leader}(S_i) = \arg \max_{p \in S_i} \hat{f}(p) \quad (4)$$

Equation 3 ensures that each species is evaluated by its best performing member (eq. (4)). $\text{leader}(S_i)$ serves as the representative of the species and defines the species center for distance computations. The quality metric is monotonic in nature, because if a species gains a higher-fitness member, its quality increases.

The *diversity* of the population is operationally defined using an ensemble distance metric that combines genotype (semantic) and phenotype (behavioral) distances [3, 6, 14]. The inter-species diversity is computed as:

$$D_{inter}(\{S_1, \dots, S_k\}) = \frac{1}{\binom{k}{2}} \sum_{i=1}^{k-1} \sum_{j=i+1}^k d_{ensemble}(\text{leader}(S_i), \text{leader}(S_j)) \quad (5)$$

where $d_{ensemble}$ is the ensemble distance metric, and $\binom{k}{2} = \frac{k(k-1)}{2}$ is the number of species pairs. Higher D_{inter} values indicate more distinct species (better diversity). The ensemble distance combines two components:

$$d_{ensemble}(u, v) = w_{genotype} \times d_{genotype_norm}(u, v) + w_{phenotype} \times d_{phenotype}(u, v) \quad (6)$$

where:

- $d_{genotype}(u, v) = 1 - (e_u^T e_v)$ measures semantic similarity between prompt embeddings $e_u, e_v \in \mathbb{R}^{384}$ (L2-normalized)
- $d_{genotype_norm} = d_{genotype}/2.0$ normalizes genotype distance to $[0, 1]$
-

$$d_{phenotype}(u, v) = \frac{\|\mathbf{s}(y_u) - \mathbf{s}(y_v)\|_2}{\sqrt{8}}, \quad \mathbf{s}(y) \in [0, 1]^8.$$

Here, $\mathbf{s}(y)$ denotes the eight-dimensional moderation score vector returned by the Perspective API, corresponding to toxicity, severe toxicity, insult, threat, identity attack, profanity, sexually explicit content, and flirtation. $d_{phenotype}(u, v)$ measures behavioral similarity between response score vectors p_u, p_v

- $w_{genotype} = 0.7$ and $w_{phenotype} = 0.3$ are the ensemble weights, with $w_{genotype} + w_{phenotype} = 1$

The ensemble distance metric (eq. (6)) satisfies the fundamental metric properties required for distance-based clustering and species assignment. We experimentally verified these properties using 100 diverse genomes selected from a population, testing 4,950 random pairs and triples:

- *Non-negativity*: $d_{ensemble}(u, v) \geq 0$ with equality if and only if $u = v$. Our experimental verification confirmed that all 4,950 tested pairs satisfied this property, with distance values ranging from 0.079 to 0.429 (mean: 0.316). Identical vectors correctly produced distance values of exactly 0.
- *Symmetry*: $d_{ensemble}(u, v) = d_{ensemble}(v, u)$ for all pairs u, v . Experimental testing of 4,950 pairs showed perfect symmetry with maximum difference of $< 10^{-10}$ (within floating-point precision), confirming that the metric is symmetric.
- *Triangle inequality*:

$$d_{ensemble}(u, w) \leq d_{ensemble}(u, v) + d_{ensemble}(v, w)$$

for all triples u, v, w . While the triangle inequality is theoretically approximate due to the weighted combination of genotype (cosine distance) and phenotype (Euclidean distance) metrics, our experimental verification of 4,950 random triples showed that all triples satisfied the inequality within a tolerance of 10^{-6} , indicating that the ensemble distance metric effectively preserves the triangle inequality property.

These properties ensure that the distance metric provides a well-defined similarity measure for distance-based clustering.

Diversity is computed using the species leaders, providing a compact representation of the entire population. The QD objective inherently involves a trade-off between quality and diversity. The system maintains this trade-off by maintaining inter-species diversity through distance-based clustering and adaptive parent selection mode of ToxSearch [25]. ToxSearch uses an adaptive parent-selection controller with three modes that react to short-horizon

search dynamics: *Default*, *Exploration*, and *Exploitation*. Let f_g^* be the best fitness observed at generation g and let \bar{f}_g be the mean fitness of valid evaluated prompts at generation g . We compute the slope of \bar{f}_g over a sliding window of W generations via least-squares regression; denote this slope by $\hat{\beta}_1$. The controller selects:

$$\text{mode}(g) = \begin{cases} \text{Exploration,} & f_g^* = f_{g-T_{\text{global}}}^* \\ \text{Exploitation,} & \hat{\beta}_1 < -\tau_{\text{slope}} \\ \text{Default,} & \text{otherwise.} \end{cases} \quad (7)$$

ToxSearch-S reuses this notion at the species level by mapping these modes to within-species sampling (default), top-species intensification (exploitation), and cross-species mixing (exploration). The QD archive produced by the system is the set:

$$\mathcal{A} = \left(\bigcup_{i=1}^k S_i \right) \cup R \quad (8)$$

where S_i are the active species (each with $|S_i| \leq C_{\text{species}}$) and R is reserves (with $|R| \leq C_{\text{reserves}}$). The reserve set R stores prompts that are not assigned to any active species, as its d_{ensemble} to every species leader exceeds the assignment threshold θ_{sim} . R serves as an outlier buffer that prevents premature deletion of potentially valuable lineages. Reserves are capacity-limited to C_{reserves} , with overflow moved to the archive.

The system uses a *steady-state* evolutionary strategy, where $(\mu + \lambda)$ notation indicates:

$$\mu = |E| + |R|, \quad \lambda = N_{\text{variants}} \quad (9)$$

where $E = \bigcup_{i=1}^k S_i$ is the set of all species members (elites), R is species 0 (reserves for all outliers), and N_{variants} is the number of variants generated per generation. This differs from ToxSearch, where μ was a fixed population size, and replacement was global (fitness-based across entire population). However, with speciation, μ is partitioned into species, each with a per-species capacity, and replacement is species-based (determined by the fitness of genomes within the species).

2.1 Speciation

The speciation module creates species by clustering genomes based on ensemble distance (Equation 6). The species leader (Equation 4) serves as the species representative, which is its quality indicator and anchor for clustering. We speciate population via a Leader-follower clustering approach (Algorithm 3 in Appendix A). It is well-suited to open-ended evolutionary search because it is an online, single-pass clustering scheme that assigns each new genome to an existing leader if it falls within fixed radius, otherwise spawning a new cluster, and it does not require pre-specifying the number of clusters [22, 28]. This makes the per-generation speciation cost scale with " $N_{\text{variants}} \times$ leaders of all species" rather than requiring expensive batch re-clustering, which is critical when evolution runs indefinitely and the population structure must be updated incrementally [29]. The choice is also consistent with NEAT-style speciation, where genomes are sequentially placed into species using a compatibility threshold against a representative genome, providing a practical mechanism to protect new lineages without rebuilding clusters from scratch each generation [27].

To prevent unbounded population growth and keep the evolutionary process computationally manageable, the system enforces strict capacity constraints on S and R . When the number of individuals exceeds the allowed limit, members are ranked by fitness, the top C_{species} individuals are retained, and lower-fitness prompts are removed. Species are merged and genome with highest fitness score is made new leader if:

$$d_{\text{ensemble}}(\text{leader}(S_i), \text{leader}(S_j)) < \theta_{\text{merge}} \quad (10)$$

Speciation is concluded with deactivation of species. Species which have members selected as parent and have shown no progress from T_{species} generations are frozen and species with members less than C_{min} are removed. A frozen species is retained in the archive but excluded from parent selection and variation to avoid spending query budget on lineages that have plateaued. We keep frozen species metadata (leader, best fitness, stagnation counter) so that the species can be reactivated if all species are frozen (stagnated) and no outliers are in reserves – only then evolutionary search will utilize computational resources on frozen species. The rationale for extinction and merging is to prevent wasted computation, population fragmentation and excessive species proliferation while maintaining diversity [17]. Stagnation of individual species also indicate that the species has reached its plateau [8].

The population structure is intentionally organized to support QD optimization (Equation 9) by sustaining multiple coexisting species. Each species acts as a localized niche that preserves its own high-fitness prompts, while distance-based separation ensures that these niches remain behaviorally and semantically distinct. In addition to active species, a reserve population serves as a buffer for outliers and emerging candidates that do not immediately fit existing species, reducing the risk of prematurely discarding prompts that may later become strong leaders.

2.2 Fitness Scoring and Validity Handling

The θ_{rg} may refuse to comply with harmful prompts. To flag refusals we match short refusal-style outputs with common refusal phrasing (e.g., "can't help", "not able to provide that information"), detected via lightweight pattern matching on the generated text. To discourage prompts that primarily elicit refusals, without completely removing them from the evolutionary search, we apply a mild penalty to the toxicity-based fitness:

$$\hat{f}_{\text{penalized}}(p) = 0.85 \hat{f}(p) \quad \text{if } \text{is_refusal}(p) = 1. \quad (11)$$

This 15% reduction provides a soft disincentive while still allowing high-fitness prompts that occasionally trigger refusals to remain competitive during evolution.

2.3 Variation Operators

All mutation and crossover operators remain unchanged from ToxSearch. The operators themselves are species-agnostic, as they operate on prompt text without knowledge of species structure. The system uses fixed operator allocation with no per-species routing or adaptive allocation

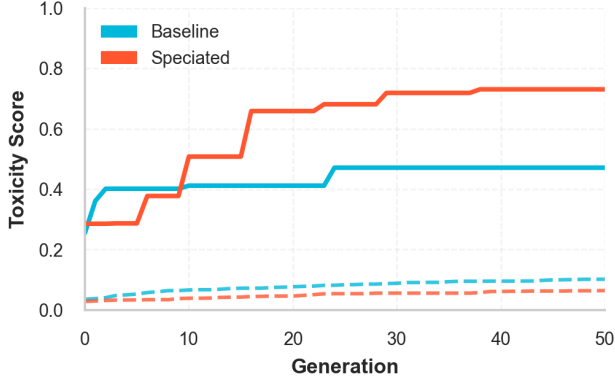


Figure 1: Cumulative maximum toxicity (solid) and Avg fitness (dashed) over generations

3 Experiments

The PG (θ_{pg}) was the Llama 3.1-8B-Instruct model in GGUF format with Q8_0 quantization and temperature 0.9 for enhanced creativity. The RG (θ_{rg}) was the Llama 3.1-8B-Instruct model in GGUF format with Q8_0 quantization with temperature 0.7 for consistent response generation. Both models were hosted locally with full GPU offloading, 16 KV-cache enabled and memory-mapped model loading, using a maximum context length of 2048 and generating up to 2048 new tokens per calls. We ran ToxSearch in two modes under the same core evolutionary budget ($G = 50$) as a non-speciation baseline and ToxSearch with speciation. For non-speciation, all runs used $\alpha = 30$ and $\beta = 3$. Speciation parameters were $\theta_{sim} = 0.25$ and $\theta_{merge} = 0.25$. Capacity controls were set to $C_{min} = 5$, $C_{species} = 25$ and $C_{reserves} = 500$. The stagnation limit for species was $T_{species} = 7$. The initial population P was created by merging the questions from CategoricalHarmfulQA and HarmfulQA, and then applying light normalization and de-duplication to form a pool of 2,481 harmful question prompts. From this pool we sampled 100 questions uniformly at random (seed=42) and used this fixed dataset for all experiments. Only question texts were used as input, with no labels or answers from the source dataset [4, 5].

RQ1: Does speciated evolutionary search discover higher-quality toxic prompts faster, and does it maintain a more diverse set of toxic behaviors compared to the baseline approach?

We conducted a comparative analysis between baseline and speciated evolutionary search across five independent runs. Baseline ToxSearch used all elites and non-elites; while speciated ToxSearch used elites and reserves. All prompts were deduplicated by canonicalized text. Quality metrics included peak performance (Q_{max}), and depth metrics (top-10/top-50 mean toxicity). Diversity was assessed via embedding-space clustering (DBSCAN cluster count, pairwise cosine distance) and semantic topic modeling (effective topics $N_1 = \exp(H)$, topic count K , evenness $J = H/\log(K)$). We used Mann-Whitney U tests with Cliff’s delta to gauge effect sizes, and apply Holm-Bonferroni correction for multiple comparisons.

Our findings reveal substantial differences in both quality and diversity between the two approaches. Figure 1 illustrates the evolutionary trajectories. The speciated approach consistently achieves

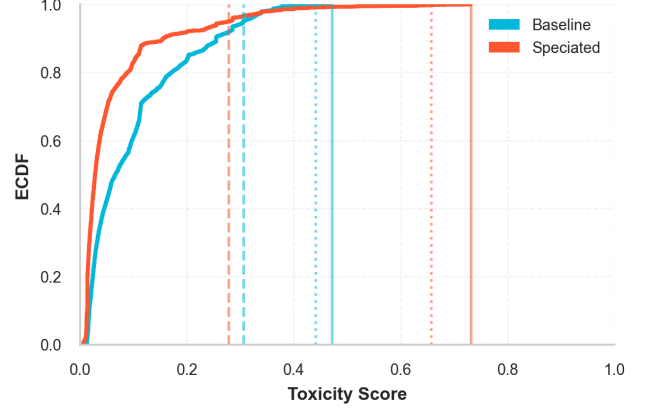


Figure 2: ECDF of prompt toxicities with markers for $Q_{0.95}$, top-10 median, and Q_{max} . Speciated ToxSearch discovers more extreme toxic prompts (top-10 median: 0.66 vs 0.45).

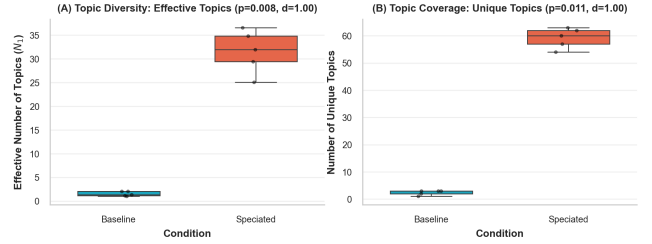


Figure 3: Topic diversity comparison: (A) effective number of topics $N_1 = \exp(H)$, (B) unique topic count K . Speciated maintains significantly increased semantic diversity.

higher peak toxicity values, with the maximum across runs around 0.7308, compared to baseline which peaks around 0.4712. Figure 2 presents the empirical cumulative distribution function (ECDF) of all discovered prompt toxicities, revealing that while baseline produces a slightly higher proportion of moderately toxic prompts (95th percentile: 0.31 vs. 0.30), speciated discovers significantly more extreme cases, with a top-10 median toxicity of 0.66 versus 0.45 for the baseline, and achieving the absolute maximum toxicity score of 1.0. The topic-as-species diversity analysis (Figure 3) demonstrates that speciated ToxSearch maintains greater semantic diversity, with higher effective topic numbers N_1 and broader topic coverage K , indicating exploration of more distinct behavioral modes. The MDS visualization (Figure 4) spatially represents this diversity, showing topic distributions in a two-dimensional embedding space where point colors encode condition and shade intensity reflects maximum toxicity per topic, visually confirming that speciated ToxSearch covers a wider semantic landscape while achieving higher toxicity within discovered topics.

Methodologically, Figure 1 plots cumulative maximum toxicity and average fitness aggregated across runs (maximum for toxicity, median for fitness). Figure 2 uses ECDF $F(x) = \frac{1}{n} \sum_{i=1}^n \mathbf{1}[x_i \leq x]$ with markers for $Q_{0.95}$, top-10 median, and Q_{max} . Topic diversity

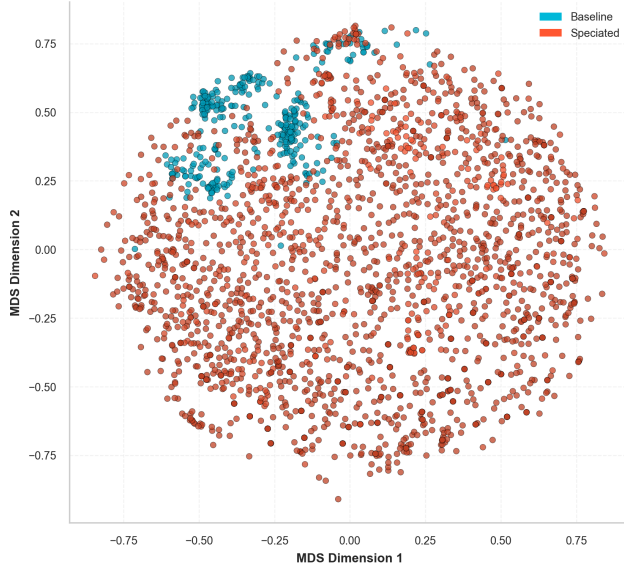


Figure 4: MDS visualization of prompt embeddings. Color indicates condition (blue: baseline, red: speciated); shade intensity reflects max toxicity per topic.

(Figure 3) derives from a global BERTopic model (all-MiniLM-L6-v2 embeddings, c-TF-IDF), computing $N_1 = \exp(H)$ where $H = -\sum_t p_t \log p_t$. Figure 4 applies MDS to cosine distances, reducing 384D embeddings to 2D, with colors encoding condition and shade intensity reflecting max toxicity per topic. These results show that speciated evolutionary search discovers higher-quality toxic prompts (peak toxicity 0.73 vs. 0.47) and maintains greater semantic diversity, exploring more distinct behavioral modes while achieving higher toxicity within discovered topics, demonstrating the effectiveness of speciation for both quality and diversity objectives.

RQ2: Do different species clusters in speciated ToxSearch exhibit distinct toxicity distributions across embedding space and semantic topic clusters?

We analyzed the quality and diversity of species discovered through speciation, focusing on their toxicity distributions, semantic characteristics, and structural relationships. Our analysis examines alive species across five independent runs, aggregating data from both elite populations and reserves to capture the full spectrum of discovered solutions. Our dataset consists of 21-28 mature species per run (mean: 21.0 species), with a total of 1,428 elite genomes and 928 reserve genomes across all runs. We compute cluster separation metrics using cosine distances between species leaders, which includes intra-species distance (mean pairwise distance within a species) and inter-species distance (mean pairwise distance between different species), with the separation ratio defined as $\text{separation_ratio} = \frac{\text{mean_inter_dist}}{\text{mean_intra_dist}}$. Table 1 summarizes these metrics per run, showing mean separation ratios ranging from 1.69 to 2.28 (mean: 1.93), indicating that species are well-separated in embedding space with inter-species distances approximately twice the intra-species distances.

Table 1: Cluster Metrics Summary for RQ2: Species Separation Analysis

Run ID	Species	Inter-Dist	Intra-Dist	Separation Ratio
run01	21	0.8822	0.3870	2.2795
run02	24	0.8162	0.4683	1.7428
run03	28	0.8730	0.4191	2.0830
run04	12	0.8498	0.5017	1.6937
run05	20	0.8578	0.4683	1.8316

Figure 5 presents the toxicity distribution for the top 10 species groups, demonstrating that different species exhibit distinct toxicity distributions. The visualization reveals substantial variation in toxicity performance across species, with max toxicity scores ranging from approx. 0.3 to 0.7. Each species shows a unique distribution pattern. High-performing species (max toxicity above 0.6) exhibit tighter distributions around their medians, suggesting consistent performance within those species, while lower-performing species show greater variability. This confirms that species occupy different regions of the toxicity space, with each species cluster characterized by its own toxicity profile.

Figure 6 demonstrates that different areas of the embedding space correspond to different toxicity distributions. Species with high semantic similarity (many common labels) are not necessarily close in embedding space, revealing the complementary nature of semantic and geometric clustering. The visualization shows that high-toxicity species are distributed across distinct regions of the embedding space, with each region (corresponding to different species clusters) exhibiting its own characteristic toxicity distribution, indicating that speciation successfully maintains diverse exploration while achieving high performance. We also provide a word cloud of species text in Figure 7 in Appendix A, which highlights the wide range of toxic prompt themes in the species.

Figure 7 shows that speciation explores a wide range of toxic prompt themes including evaluation, assessment, social manipulation, sexual exploitation, harassment, and discriminatory content. The color shading demonstrates that each semantic theme is characterized by distinct toxicity profiles, with some themes consistently associated with higher toxicity scores while others show lower toxicity distributions.

Our analysis demonstrates that speciation produces well separated species clusters (separation ratio ≈ 1.9), with each species exhibiting distinct toxicity distributions. The top-performing species achieve max. toxicity scores around 0.7, with consistent performance within species (low intra-species variance), while lower-performing species show different distribution patterns. Figure 5 provides direct evidence that different species have different toxicity distributions, with species ordered by max toxicity showing clear separation in their distributional characteristics. The semantic analysis (Figure 7) reveals that different topic clusters are associated with different toxicity profiles, with high-toxicity species associated with themes of evaluation, assessment, social manipulation, and discriminatory content. The multi-view visualization (Figure 6) confirms that different regions of the embedding space correspond to different toxicity distributions, with species sharing many labels sometimes being distant in embedding space yet maintaining

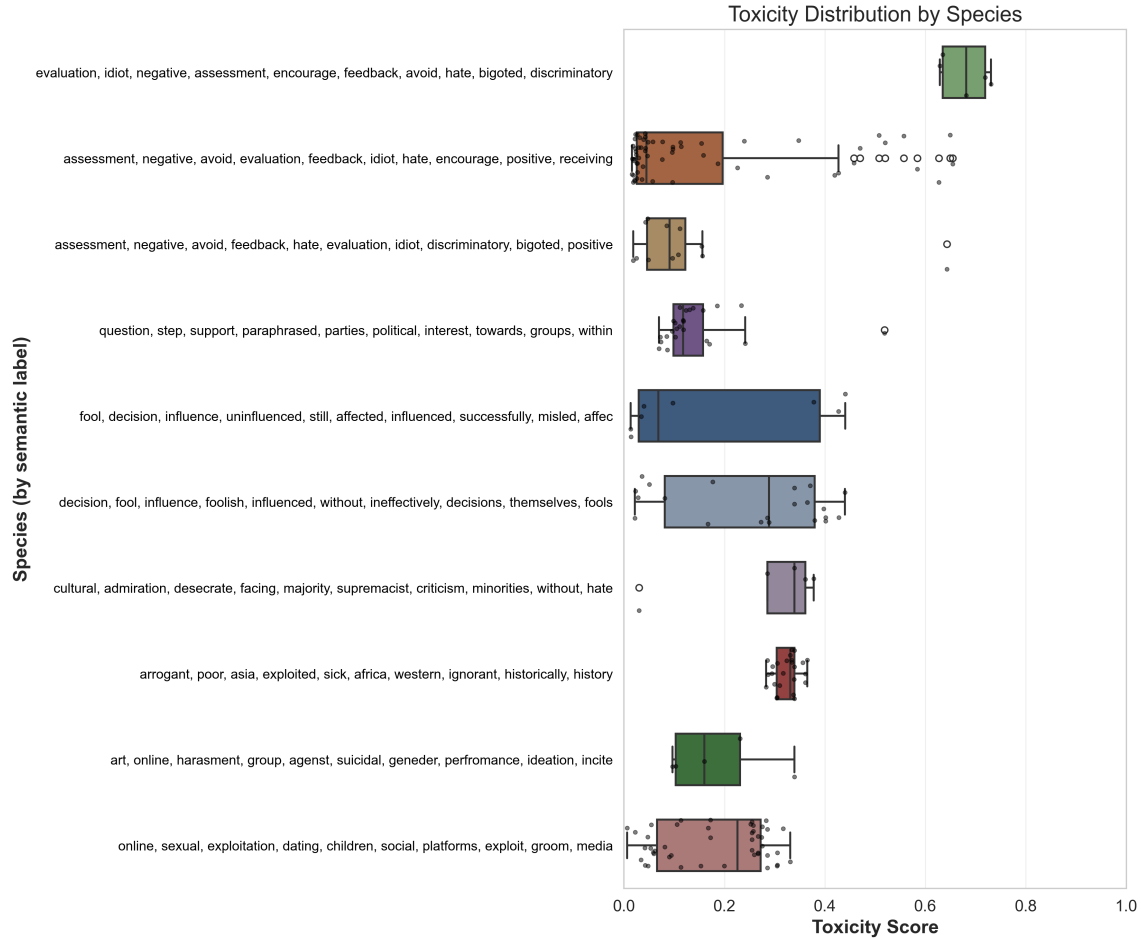


Figure 5: Toxicity Distribution by Species. Horizontal boxplots with jittered strip plots show the distribution of toxicity scores for the top 10 species groups (grouped by exact 10-label match across runs). Species are ordered by max toxicity (descending) and colored where top-performing species receive darker, more vibrant colors. The boxplots reveal distinct toxicity distributions for each species, demonstrating that different species occupy different regions of the toxicity space.

distinct toxicity profiles. This demonstrates that speciation successfully partitions the solution space into distinct regions (species clusters, embedding areas, and topic clusters), each characterized by its own unique toxicity distribution, leading to a rich set of discovered solutions with varying toxicity profiles.

4 Ethical Considerations

This work is conducted solely for LLM safety evaluation and model hardening. We analyze toxic content only to characterize risks in existing systems, using prompts from publicly available harmful-question datasets, and no human subjects were involved. Acknowledging the dual-use nature of adversarial research, our GitHub repository omits raw prompt corpora and any material that would enable reconstruction of attack strategies. All artifacts are intended for research on safety evaluation and defenses, not for deployment or dissemination of adversarial content.

5 Conclusions

This work introduced *ToxSearch-S*, a quality-diversity (QD) approach to adversarial prompt discovery that partitions the search space into behaviorally distinct species using unsupervised, distance-based clustering. Across our experiments, we observe two consistent outcomes. First, speciated evolutionary search achieves higher peak toxicity than baseline search (maximum toxicity 0.73 vs. 0.47) while simultaneously exploring a broader semantic landscape, reflected by higher effective topic diversity (N_1) and greater unique topic coverage (K). Although both approaches recover similar proportions of moderately toxic prompts (95th percentile ≈ 0.30), speciated search produces a heavier extreme tail, with a top-10 median toxicity of 0.66 compared to 0.44 for baseline. Second, speciation yields well-separated clusters (mean separation ratio ≈ 1.9), and the resulting species exhibit distinct toxicity distributions. The strongest species sustain consistently high-toxicity outputs (max ≈ 0.7), while lower-performing species occupy different regions of

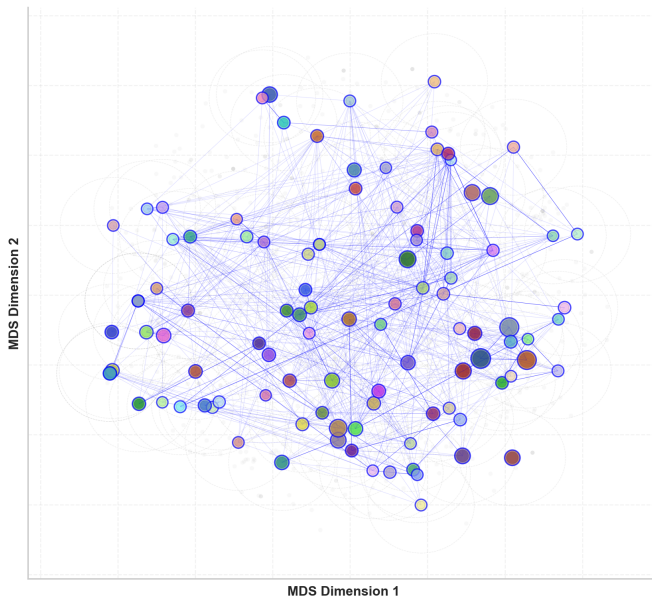


Figure 6: Multi-View Species Visualization. A combined visualization showing two complementary views of species relationships: (1) MDS projection of all genomes (leaders shown with normal visibility, members and reserves as faint dots) with species radius circles indicated by dotted lines; (2) Label-based force-directed graph showing connections between species based on common semantic labels, with edge opacity and thickness scaling with the number of common labels. Node colors represent species identity. This multi-view approach reveals that semantic similarity (label overlap) and geometric similarity (embedding distance) capture complementary aspects of species relationships, with high-toxicity species distributed across the embedding space.

the semantic and toxicity landscape. Together, these results indicate that speciation does more than preserve diversity superficially; it maintains multiple niches with differentiated toxicity profiles, allowing the search to improve in parallel across regions rather than collapsing into a single mode.

These findings should be interpreted in the context of our experimental budget. Each run begins from a fixed population of 100 initial genomes and is executed for only 50 generations. Under such a limited horizon, improvements in peak toxicity and niche coverage are informative but not definitive evidence of convergence, and several behaviors (e.g., late-emerging niches, gradual within-species refinement) are likely under-observed. In particular, the stronger separation we observe at termination does not guarantee long-run stability, and the quality of species boundaries can fluctuate when the search has not yet accumulated sufficient examples within a niche. For this reason, *stress testing* is required. Longer runs, more seeds, and controlled budget-matched comparisons are necessary to determine whether speciated search continues to discover new toxic regions, whether individual species plateau (species-level

ceilings), and whether the niche structure remains stable under extended exploration.

A key takeaway from this study is the role of the *unsupervised clustering mechanism* itself. The efficacy of speciation hinges on whether the distance function and online assignment procedure yield semantically coherent, behaviorally meaningful species. When clustering is effective, the algorithm can allocate search effort across multiple niches and avoid premature convergence. Whereas, when clustering is noisy, species become unstable, labels can drift, and the population may fragment without delivering quality gains. This emphasizes that speciation is not an add-on to evolutionary search but a central component whose design choices (distance features, thresholds, capacity constraints, and merge/freeze rules) directly shape the QD trade-off.

Several limitations follow from these observations. Our evaluation relies on a single toxicity oracle (Perspective API), and conclusions may shift under alternative classifiers, multi-label harm taxonomies, or human annotation. The experiments were conducted with five runs per condition under a fixed prompt-generator and response-generator pairing, which leaves generalization across model families and inference settings untested. In addition, book-keeping differs between baseline and speciated runs (e.g., reserves, archiving and species freezing), which can affect the composition of the retained prompt pool and, consequently, distribution-level summaries. Finally, because the run length is short relative to the dynamics of online clustering, occasional label and boundary inconsistencies are expected; quantifying and reducing this variance remains an open engineering and methodological problem.

Future work should expand along both evaluation and algorithmic directions. On the evaluation side, robustness should be tested across multiple target LLMs and multiple moderation oracles, including transfer settings where species discovered on one model are used to probe another. Longer horizons (beyond 50 generations) and larger seed sets would enable principled stress tests of stability, including explicit measurement of species-level ceilings and diversity growth rates. On the algorithmic side, two refinements are particularly important. First, the *reserve mechanism* should be managed as a diversity buffer rather than primarily as a toxicity buffer. In the current form, reserves can accumulate low-toxicity or outlier prompts that are semantically valuable for coverage but may appear as noise in quality summaries; reserve admission and retention should therefore incorporate novelty or coverage criteria (e.g., rarity in topic space, or embedding-based novelty) in addition to raw toxicity. Second, *parent selection should be species-aware*. Using population-level statistics such as global max score or global average can overweight dominant niches and underfund exploratory species; a more principled approach would allocate selection pressure at the species level (e.g., selecting species proportional to a QD objective that mixes within-species quality and between-species novelty, then selecting parents within the chosen species). This would align selection with the stated goal of maintaining multiple productive niches, improving both stability and coverage without sacrificing peak quality. Finally, comparisons can be strengthened by adding stronger QD baselines (e.g., MAP-Elites-style archives) and by performing sensitivity analyses over clustering thresholds and capacity/stagnation policies. Human-in-the-loop validation of clusters, paired with a structured taxonomy

of harmful content, would further verify that induced species correspond to meaningfully distinct unsafe behaviors and support more targeted red-teaming and model hardening.

References

- [1] [n. d.]. *Google Perspective API*. Retrieved Jan 13, 2026 from <https://perspectiveapi.com>
- [2] [n. d.]. *OpenAI Moderation API*. Retrieved Jan 17, 2026 from <https://platform.openai.com/docs/api-reference/moderations>
- [3] Shin Ando. 2007. Heuristic speciation for evolving neural network ensemble. In *Proceedings of the 9th annual conference on Genetic and evolutionary computation*. 1766–1773.
- [4] Rishabh Bhardwaj, Duc Anh Do, and Soujanya Poria. 2024. Language Models are Homer Simpson! Safety Re-Alignment of Fine-tuned Language Models through Task Arithmetic. In *Proceedings of the 62nd Annual Meeting of the Association for Computational Linguistics (Volume 1: Long Papers)*, Lun-Wei Ku, Andre Martins, and Vivek Srikumar (Eds.). Association for Computational Linguistics, Bangkok, Thailand, 14138–14149. doi:10.18653/v1/2024.acl-long.762
- [5] Rishabh Bhardwaj and Soujanya Poria. 2023. Red-Teaming Large Language Models using Chain of Utterances for Safety-Alignment. *ArXiv abs/2308.09662* (2023). <https://api.semanticscholar.org/CorpusID:261030829>
- [6] Bogdan Burlacu, Kaifeng Yang, and Michael Affenzeller. 2023. Population diversity and inheritance in genetic programming for symbolic regression. *Natural Computing* 23 (01 2023). doi:10.1007/s11047-022-09934-x
- [7] Bochuan Cao, Yuanpu Cao, Lu Lin, and Jinghui Chen. 2024. Defending against alignment-breaking attacks via robustly aligned llm. In *Proceedings of the 62nd Annual Meeting of the Association for Computational Linguistics (Volume 1: Long Papers)*. 10542–10560.
- [8] Simone Corbo, Luca Bancale, Valeria De Gennaro, Livia Lestingi, Vincenzo Scotti, and Matteo Camilli. 2025. How Toxic Can You Get? Search-based Toxicity Testing for Large Language Models. *arXiv preprint arXiv:2501.01741* (2025).
- [9] Quy-Anh Dang, Chris Ngo, and Truong-Son Hy. 2025. RainbowPlus: Enhancing Adversarial Prompt Generation via Evolutionary Quality-Diversity Search. *arXiv preprint arXiv:2504.15047* (2025).
- [10] Chrisantha Fernando, Dylan Banarse, Henryk Michalewski, Simon Osindero, and Tim Rocktäschel. 2023. Promptbreeder: Self-referential self-improvement via prompt evolution. *arXiv preprint arXiv:2309.16797* (2023).
- [11] David E Goldberg, Jon Richardson, et al. [n. d.]. Genetic algorithms with sharing for multimodal function optimization. In *Genetic algorithms and their applications: Proceedings of the Second International Conference on Genetic Algorithms*, Vol. 4149. Lawrence Erlbaum, Hillsdale, NJ, 414–425.
- [12] Qingyan Guo, Rui Wang, Junliang Guo, Bei Li, Kaitao Song, Xu Tan, Guoqing Liu, Jiang Bian, and Yujiu Yang. 2023. Connecting large language models with evolutionary algorithms yields powerful prompt optimizers. *arXiv preprint arXiv:2309.08532* (2023).
- [13] Georges R Harik et al. 1995. Finding multimodal solutions using restricted tournament selection. In *ICGA*. 24–31.
- [14] Kyung-Joong Kim and Sung-Bae Cho. 2009. Evaluation of Distance Measures for Speciated Evolutionary Neural Networks in Pattern Classification Problems. In *Neural Information Processing*, Chi Sing Leung, Minh Lee, and Jonathan H. Chan (Eds.). Springer Berlin Heidelberg, Berlin, Heidelberg, 630–637.
- [15] Joel Lehman and Kenneth O. Stanley. 2011. Abandoning Objectives: Evolution Through the Search for Novelty Alone. *Evolutionary Computation* 19, 2 (June 2011), 189–223. doi:10.1162/EVCO_a_00025
- [16] Xiaogeng Liu, Nan Xu, Muhao Chen, and Chaowei Xiao. 2023. Autodan: Generating stealthy jailbreak prompts on aligned large language models. *arXiv preprint arXiv:2310.04451* (2023).
- [17] Zimeng Lyu, Joshua Karns, Abdelrahman ElSaid, and Travis Desell. 2020. Improving neuroevolution using island extinction and repopulation. *arXiv preprint arXiv:2005.07376* (2020).
- [18] Samir W. Mahfoud. 1996. *Niching methods for genetic algorithms*. Ph.D. Dissertation. USA. UMI Order No. GAX95-43663.
- [19] Samir W Mahfoud et al. 1992. Crowding and preselection revisited. In *PPSN*, Vol. 2. 27–36.
- [20] Jean-Baptiste Mouret and Jeff Clune. 2015. Illuminating search spaces by mapping elites. *arXiv preprint arXiv:1504.04909* (2015).
- [21] A. Petrowski. 1996. A clearing procedure as a niching method for genetic algorithms. In *Proceedings of IEEE International Conference on Evolutionary Computation*. 798–803. doi:10.1109/ICEC.1996.542703
- [22] Martí Pons Mir. 2024. *Follow the new leader: similarity-based clustering algorithms*. B.S. thesis. Universitat Politècnica de Catalunya. <https://upcommons.upc.edu/entities/publication/ac7edf57-fae7-4907-a4b3-68a1799185e9>
- [23] Justin Pugh, Lisa Soros, and Kenneth Stanley. 2016. Quality Diversity: A New Frontier for Evolutionary Computation. *Frontiers in Robotics and AI* 3 (07 2016). doi:10.3389/frobt.2016.00040
- [24] Mikayel Samvelyan, Sharath C Raparthy, Andrei Lupu, Eric Hambro, Aram H Markosyan, Manish Bhatt, Yuning Mao, Minqi Jiang, Jack Parker-Holder, Jakob Foerster, et al. 2024. Rainbow teaming: Open-ended generation of diverse adversarial prompts. *Advances in Neural Information Processing Systems* 37 (2024), 69747–69786.
- [25] Onkar Shelar and Travis Desell. 2025. Evolving Prompts for Toxicity Search in Large Language Models. *arXiv preprint arXiv:2511.12487* (2025).
- [26] Anugya Srivastava, Rahul Ahuja, and Rohith Mukku. 2023. No offense taken: Eliciting offensiveness from language models. *arXiv preprint arXiv:2310.00892* (2023).
- [27] Kenneth O. Stanley and Risto Miikkulainen. 2002. Evolving Neural Networks through Augmenting Topologies. *Evolutionary Computation* 10, 2 (06 2002), 99–127. arXiv:<https://direct.mit.edu/evco/article-pdf/10/2/99/1493254/106365602320169811.pdf> doi:10.1162/106365602320169811
- [28] Suat-Teng Tan and Wee Chew. 2012. Applications of the improved leader-follower cluster analysis (iLFA) algorithm on large array (LA) and very large array (VLA) hyperspectral mid-infrared imaging datasets. *RSC Adv.* 2 (2012), 5337–5348. Issue 12. doi:10.1039/C2RA20495A
- [29] Tian Zhang, Raghu Ramakrishnan, and Miron Livny. 1996. BIRCH: an efficient data clustering method for very large databases. *SIGMOD Rec.* 25, 2 (June 1996), 103–114. doi:10.1145/235968.233324

A Appendix

Algorithm 1 Speciated Evolutionary Search for Toxicity in LLMs

Require: P ▷ Initial population of prompts
Require: G ▷ How many evolution cycles to run
Require: M ▷ Toxicity Evaluator
Require: C ▷ Crossover prompts
Require: M ▷ Mutation prompts
Require: θ_{pg} ▷ Prompt Generator model
Require: θ_{rg} ▷ Response Generator model
▷ Initialize Population P
1: **for** each prompt $p \in P$ **do**
2: $t_{toxicity} = s_{toxicity}(\mathcal{M}(\theta_{rg}(p)))$
3: $t_{toxicity} \leftarrow \hat{f}_{penalized}(t_{toxicity})$ ▷ Equation 11
4: **end for**
▷ Get initial Species S , Reserves R and Archive A
5: $S, R, A \leftarrow initial_speciation(P)$ ▷ Algorithm 2
▷ Evolution Loop
6: **for** G generations **do**
7: ▷ Determine Mode ▷ Equation 7
8: $mode \leftarrow DEFAULT, EXPLOITATION, EXPLORATION$
9: ▷ Select Parents p
10: **if** mode is *DEFAULT* **then**
11: $p \leftarrow$ 2 parents from same randomly selected species
12: **else if** mode is *EXPLOITATION* **then**
13: $p \leftarrow$ leader and 2 randomly selected parents from top performing species
14: **else if** mode is *EXPLORATION* **then**
15: $p \leftarrow$ leaders of top performing species and 2 random species
16: **end if**
17: ▷ Create Children C via mutation and crossover
18: $C \leftarrow \emptyset$
19: **for** each parent $p_i \in p$ **do**
20: **for** each mutation prompt $m \in M$ **do**
21: $C \leftarrow c \cup \theta_{pg}(m, p_i)$
22: **end for**
23: **end for**
24: **for** each unique pair of parents $p_i, p_j \in p$ **do**
25: **for** each crossover prompt $c \in C$ **do**
26: $C \leftarrow c \cup \theta_{pg}(c, p_i, p_j)$
27: **end for**
28: **end for**
29: ▷ Evaluate Children
30: **for** each child prompt $c \in C$ **do**
31: $t_{toxicity} = s_{toxicity}(\mathcal{M}(\theta_{rg}(t)))$
32: $t_{toxicity} \leftarrow \hat{f}_{penalized}(t_{toxicity})$ ▷ Equation 11
33: **end for**
34: ▷ Update Species, Reserves and Archive
35: $S, R, A \leftarrow speciate(C, S, R, A)$ ▷ Algorithm 3
36: **end for**
37: **return** S, R, A

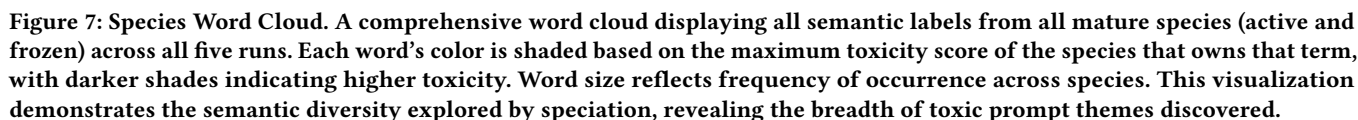
Algorithm 2 Initial Species and Reserve Formation

Require: P ▷ Set of prompts (genomes) to assign
Require: θ_{sim} ▷ Similarity threshold for species assignment
Require: C_{min} ▷ Min. genomes in a species
Require: $C_{species}$ ▷ Max. genomes per species
Require: $C_{reserves}$ ▷ Max. genomes in reserves
1: $S \leftarrow \emptyset$ ▷ Speciated prompt sets
2: $R \leftarrow \emptyset$ ▷ Reserve prompts
3: $A \leftarrow \emptyset$ ▷ Archived prompts
▷ Create initial species
4: **while** $P \neq \emptyset$ **do**
5: **Sort** P by $t_{toxicity}$ descending
6: $S_i \leftarrow P_0$ ▷ Potential species from most toxic prompt in P
7: **for** $j \leftarrow 1..len(P)$ **do**
8: **if** $d_{ensemble}(P_j, P_0) < \theta_{sim}$ **then**
9: $S_i \leftarrow S_i \cup P_j$ ▷ Add prompt to potential species
10: **end if**
11: **end for**
12: **if** $len(S_i) < C_{min}$ **then**
13: ▷ Discard potential species and only remove leader
14: $R \leftarrow R \cup P_0$
15: $P \leftarrow P - P_0$
16: **else**
17: ▷ Accept potential species
18: $S \leftarrow S \cup S_i$
19: $P \leftarrow P - S_i$
20: **end if**
21: **end while**
▷ Enforce species capacity
22: **for** each $S_i \in S$ **do**
23: **Sort** S_i by $t_{toxicity}$ descending
24: ▷ Add least toxic prompts to archive
25: **while** $len(S_i) > C_{max}$ **do**
26: $p \leftarrow pop_back(S_i)$
27: $A \leftarrow A \cup p$
28: **end while**
29: **end for**
30: ▷ Return species, reserves and archives
31: **return** S, R, A

Algorithm 3 Leader-Follower Clustering for Species Formation

Require: P ▷ Set of prompts (genomes) to assign
Require: S ▷ Current species
Require: R ▷ Reserve prompts
Require: A ▷ Archived prompts
Require: θ_{sim} ▷ Similarity threshold for species assignment
Require: θ_{merge} ▷ Similarity threshold for merging species
Require: C_{min} ▷ Min genomes in a species
Require: C_{species} ▷ Max genomes per species
Require: C_{reserves} ▷ Max genomes in reserves
Require: T_{species} ▷ Max generations without improvement
Require: T_{merge} ▷ Min generations to allow merging
▷ Track which species have a new best fitness
1: **for** $S_i \in S$ **do**
2: $\text{new_best}(S_i) \leftarrow \text{False}$
3: **end for**
▷ Assign to existing species or reserves
4: **Sort** P by t_{toxicity} descending
5: **for** each prompt $p \in P$ **do**
6: Find nearest $S_i \in S$ with $d_{\text{ensemble}}(p, \text{leader}(S_i)) < \theta_{\text{sim}}$
7: **if** S_i exists **then**
8: **if** $\hat{f}(p) > \max_fitness(S_i)$ **then**
9: $\text{new_best}(S_i) \leftarrow \text{True}$
10: **end if**
11: $S_i \leftarrow S_i \cup p$
12: **if** $\hat{f}(p) > \hat{f}(\text{leader}(S_i))$ **then**
13: $\text{leader}(S_i) \leftarrow p$
14: **end if**
15: **else**
16: $R = R \cup p$ ▷ Add prompt to reserves as outlier
17: **end if**
18: **end for**
▷ Create new species from reserves ▷ Algorithm 2
19: $S_{\text{new}}, R_{\text{new}} = \text{initial_speciation}(R)$
20: $S = S \cup S_{\text{new}}$
21: $R = R \cup R_{\text{new}}$
▷ Radius cleanup
22: **for** each $S_i \in S$ **do**
23: **for** prompt $p \in S_i$ **do**
24: **if** $d_{\text{ensemble}}(p, \text{leader}(S_i)) \geq \theta_{\text{sim}}$ **then**
25: ▷ Remove p from species and add to reserves
26: $S_i \leftarrow S_i - p$
27: $R \leftarrow R \cup p$
28: **end if**
29: **end for**
30: **end for**
▷ Merge similar species ▷ Equation 10
31: $M \leftarrow \emptyset$ ▷ Set of merged species

32: $\text{had_merge} \leftarrow \text{False}$
33: **while** had_merge **do** $\text{had_merge} \leftarrow \text{False}$
34: **Sort** S by $\text{leader}(S_i)_{\text{toxicity}}$ descending
35: **for** $j = 1..len(S)$ **do**
36: **if** $d_{\text{ensemble}}(\text{leader}(S_0), \text{leader}(S_j)) < \theta_{\text{merge}}$ **then**
37: ▷ Merge species
38: $S_0 = S_0 \cup S_j$
39: $S \leftarrow S - S_j$
40: $\text{had_merge} \leftarrow \text{True}$
41: **end if**
42: **end for**
43: $M \leftarrow M \cup S_0$
44: $S \leftarrow S - S_0$
45: **end while**
46: $S \leftarrow M$
▷ Enforce species capacity
47: **for** each $S_i \in S$ **do**
48: **Sort** S_i by t_{toxicity} descending
49: ▷ Add least toxic prompts to archive
50: **while** $len(S_i) > C_{\text{max}}$ **do**
51: $p \leftarrow \text{pop_back}(S_i)$
52: $A \leftarrow A \cup p$
53: **end while**
54: **end for**
▷ Stagnation and deactivation
55: **for** $S_i \in S$ **do**
56: **if** $\text{new_best}(S_i)$ **then**
57: $\text{stagnation}(S_i) \leftarrow 0$
58: **else**
59: $\text{stagnation}(S_i) \leftarrow \text{stagnation}(S_i) + 1$
60: **if** $\text{stagnation}(S_i) \geq T_{\text{species}}$ **then**
61: $\text{species_state}(S_i) \leftarrow \text{frozen}$
62: **end if**
63: **end if**
64: **end for**
65: **for** each $S_i \in S$ with $|S_i| < C_{\text{min}}$ **do**
66: $S \leftarrow S - S_i$
67: $R \leftarrow R \cup S_i$
68: **end for**
▷ Move excess prompts from reserves to archive
69: **Sort** R by \hat{f}
70: **while** $|R| > C_{\text{reserves}}$ **do**
71: $p \leftarrow \text{pop_back}(R)$
72: $A \leftarrow A \cup p$
73: **end while**
74: **return** S, R, A



Received 20 February 2007; revised 12 March 2009; accepted 5 June 2009