

---

# PRIVATIZATION OF SYNTHETIC GAZE: ATTENUATING STATE SIGNATURES IN DIFFUSION-GENERATED EYE MOVEMENTS

---

Kamrul Hasan<sup>1</sup>, Oleg V. Komogortsev<sup>1</sup>

<sup>1</sup>Texas State University, San Marcos, Texas, USA

{kamrul.hasan, ok}@txstate.edu

## ABSTRACT

The recent success of deep learning (DL) has enabled the generation of high-quality synthetic gaze data. However, such data also raises privacy concerns because gaze sequences can encode subjects' internal states, like fatigue, emotional load, or stress. Ideally, synthetic gaze should preserve the signal quality of real recordings and remove or attenuate state-related, privacy-sensitive attributes. Many recent DL-based generative models focus on replicating real gaze trajectories and do not explicitly consider subjective reports or the privatization of internal states. However, in this work, we consider a recent diffusion-based gaze synthesis approach and examine correlations between synthetic gaze features and subjective reports (e.g., fatigue and related self-reported states). Our result shows that these correlations are trivial, which suggests the generative approach suppresses state-related features. Moreover, synthetic gaze preserves necessary signal characteristics similar to those of real data, which supports its use for privacy-preserving gaze-based applications.

**Keywords** Gaze Synthesis, Synthetic Eye Movements, Diffusion models, Privacy-preserving Biometrics, Gaze Privatization, Subjective states, Fatigue, Task difficulty, Eye tracking, Correlations

## 1 Introduction

Eye-tracking has become a powerful approach for studying human cognition and behavior [1, 2] and is widely used in clinical assessment [3, 4], education [5], user authentication [6, 7], and AR/VR interfaces [8]. High-frequency gaze recordings capture rich oculomotor dynamics and detailed eye movement patterns [9]. However, these recordings are costly to collect, difficult to share, and raise privacy concerns, as gaze behavior can reveal biometric identity and sensitive states such as fatigue, stress, or emotional load [10]. To address these challenges, synthetic gaze data has emerged as a scalable and potentially privacy-preserving alternative to real eye-tracking recordings [11].

Recent works [11, 12] on synthetic gaze generation using generative models such as diffusion [13] or generative adversarial networks (GANs) [14] have shown that it is possible to synthesize gaze sequences that closely match the quality of the real signal. Additionally, such approaches preserve the idiosyncratic patterns of individual users when evaluated with standard metrics, such as spatial accuracy and precision [15]. However, these approaches primarily focus on signal realism and subject specificity at the level of eye movement kinematics. Notably, they did not explicitly address whether synthetic data still encodes internal states, a crucial question for understanding its privacy properties. At the same time, recent work [16] on high-fidelity synthetic eye movement data formalizes what “good” synthetic gaze should look like, emphasizing the need to preserve realistic temporal dynamics of fixations, saccades, blinks, and pursuits, as well as inter-individual and state-dependent variability that are relevant for downstream tasks.

In this work, we address this gap by utilizing a diffusion-based synthetic gaze generation approach [12] and examining synthetic gaze and its relationship to subjective self-report. More specifically, we consider the extended DiffeyeSyn approach [17], which generates subject-specific 5-second synthetic gaze signals. We then extract eye movement features (e.g., saccade rate, fixation drift, etc.) and compute correlations between these features and subjective ratings for various states (e.g., eye tiredness, mental tiredness, difficulty, etc.). Finally, we discuss how high-quality synthetic signals substantially suppress state-related features while preserving task-relevant signal characteristics. This study provides

evidence regarding whether synthetic gaze can function as privatized data. To the best of our knowledge, this is the first study to analyze the correlations between synthetic gaze data and subjective reports. The main contributions of our study can be summarized as follows:

1. We explore a diffusion-based gaze synthesis approach to generate synthetic gaze and extract objective eye-movement features utilizing a feature-extraction pipeline.
2. We utilize a correlation-based framework for assessing how much internal state information is preserved in synthetic gaze by comparing correlations between objective eye-movement features and subjective self-reports.
3. We discuss the implications of our findings for designing privacy-preserving, high-fidelity synthetic eye movement datasets for future gaze-based applications.

## 2 Related Works

### 2.1 Synthetic Gaze Generation

Synthetic gaze generation approaches can be broadly classified into statistical and deep learning-based approaches. Previous studies [18–20] mostly relied on training-free, statistical simulators that produced average scanpath animations or photorealistic modality driven by simple oculomotor dynamics. For instance, EyeCatch [21] used a Kalman filter-based state-space model to simulate fixations, saccades, and smooth pursuits. Such approaches are easy to implement and do not require training, but they typically yield smoothed, average-quality gaze signals or images that exaggerate eye movements and fail to capture fine-grained oculomotor characteristics.

On the other hand, deep learning-based approaches [14, 22–25] mainly utilize generative models, such as Generative Adversarial Networks (GANs), Variational Autoencoders (VAEs), or diffusions, to synthesize gaze data. These approaches generally preserve key signal features, such as microsaccades, fixations, and other fine-grained oculomotor events. For example, Simon et al. [22] used a simple CNN-LSTM architecture that takes a static image as input and generates a realistic eye-movement sequence with fixations and saccades while preserving human scanning patterns. Later, SP-EyeGAN [11] introduced a GAN-based approach that produces fixations and saccades separately, then merges them to create complete gaze signals. Subsequently, diffusion-based approaches like DiffGaze [26] and DiffEyeSyn [12] have been proposed to produce more realistic gaze signals. Later, Hasan et al. [17] also presented a fine-tuned version of DiffEyeSyn that generates 5-second subject-specific synthetic gaze signals.

### 2.2 Privatization of Gaze

Eye-tracking data are recognized as highly sensitive because fine-grained gaze trajectories can encode both biometric identity and detailed cognitive or affective state information [27], raising legal and ethical concerns under regulations such as the GDPR [28]. Prior research [29] demonstrated that eye movements enable robust user authentication and can disclose fatigue, attention, and even psychopathology. This indicates that real gaze is not only a benign behavioral metric but also serves as a critical biometric and state indicator. To mitigate state-revelation, several signal-level privacy techniques have been investigated, including differential privacy schemes for eye-movement features [30], randomized perturbation [31], filter-based framework [32], and noise-injection framework [33]. Furthermore, certain privacy-preserving gaze-estimation pipelines [34, 35] were developed that utilized synthetic intermediate representations or encoded gaze representations to limit exposure of identity or state information.

Within this broader context, high-fidelity synthetic eye-movement data have emerged as a promising approach to privatize gaze, enabling synthetic signals to be made similar to real recordings through statistical or deep learning approaches [12, 17, 20]. As a result, it allows explicit control over which variance components, including identity-related, task-specific, or state-induced features, can be retained or suppressed. Recently, Qian et al. [16] explained that synthetic oculomotor data can be scalable, standardized, and privacy-preserving alternatives to real data. This enables researchers to selectively encode or remove internal states such as fatigue or cognitive load. However, most approaches focus on theoretical aspects and do not establish correlations between synthetic gaze data and subjective states such as eye fatigue, illness, or mental stress, which limits their practicality. To address this gap, our work examines how much subjective state information (e.g., fatigue) remains in diffusion-based synthetic gaze signals. We empirically evaluate whether such generative approaches truly privatize gaze movement data while preserving necessary signal characteristics.

### 3 Implemented Architectures

An overview of the implemented architecture is presented in Figure 1, comprising Updated DiffEyeSyn, Feature Extractor, and Correlation Analyzer, with the real positional gaze signal serving as the input. Moreover, Correlation Analyzer utilizes extracted features and subjective reports to identify correlations between objective features and subjective states.

#### 3.1 Synthetic Gaze Generation

We utilize an updated diffusion-based architecture (i.e., DiffEyeSyn) that operates on identity-removed velocity signals and compact user embeddings to synthesize subject-specific eye movement sequences. It is based on the conditional denoising diffusion probabilistic model (DDPM) [13, 36], which comprises a forward noising process and a learned reverse denoising process. Moreover, conditions are added as additional inputs (i.e., identity-removed signals and user embeddings) and injected into the denoiser to guide synthesis toward subject-specific, realistic gaze trajectories.

DiffEyeSyn takes the positional signal ( $p$ ) as input. Then the preprocessing module converts it into a velocity signal ( $v$ ) and an identity-removed velocity signal ( $v_0$ ), which serve as inputs to the diffusion process. In diffusion, at each time step  $t$ , a noisy sample  $x_t$  is formed by combining  $v$  with Gaussian noise using the standard DDPM equation with a cumulative noise-retention factor. To inject subject specificity, a 128-dimensional user embeddings ( $z$ ) extracted from the real velocity  $v$  and utilize  $(v_0, z)$  as conditioning inputs to the denoiser  $\varepsilon_\theta(x_t, t, \text{cond})$ . The diffusion process then predicts noise ( $\hat{\varepsilon}_t$ ), which is then used to recover the denoised velocity  $\hat{v}$  and to define the reverse transition  $p_\theta(x_{t-1} | x_t, \text{cond})$ . Overall, the model is trained with a combined loss which includes a noise-prediction loss that reconstructs the injected Gaussian noise and an identity-guidance loss that aligns the embeddings of  $\hat{v}$  and  $v$  via cosine similarity, both weighted by  $\lambda$ . For more details, please refer to the original paper [17].

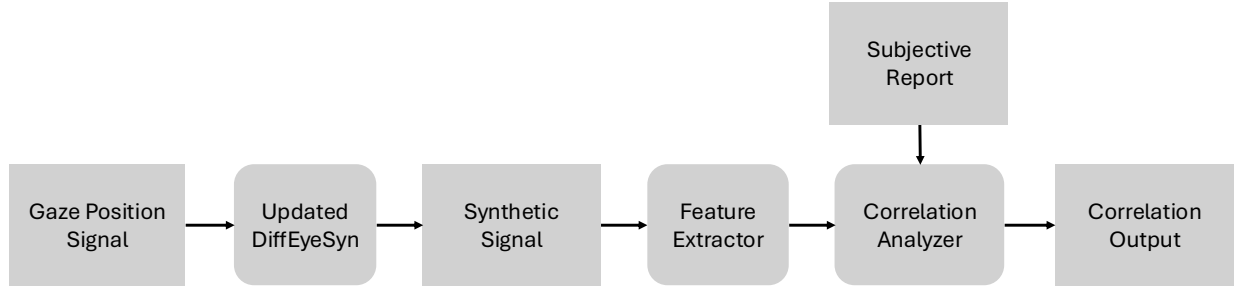


Figure 1: Overview of the architecture for the correlation between subjective reports and objective features: The real positional gaze signal is fed through the updated DiffEyeSyn framework to generate a synthetic gaze signal, from which features are extracted using a Feature Extractor. Finally, extracted features and subjective reports are analyzed by a Correlation Analyzer to produce the final correlation output.

#### 3.2 Subjective Correlations

To assess how much subjective state information is preserved in synthetic gaze, we utilize a correlation-based baseline [16]. We treat subjective reports as behavioral readouts of participants’ internal states, such as fatigue, mental load, or perceived difficulty. For each synthetic gaze sequence, eye-movement components are first segmented by the algorithmic approach described in Rigas et al. [37]. Then we extract objective eye-movement features using the event-identification and feature-extraction approach [38, 39]. Overall, features are extracted as either the rate of a given component (such as saccades per second) or the median value for multi-valued measures.

As shown in Figure 1, after generating a synthetic gaze sequence, the feature extractor approach extracts an interpretable set of eye-movement features (e.g., saccade frequency, amplitude, fixation drift, stability measures, etc.). Later, we select a set of 58 features representing the objective reports, consistent with the definitions used in the baseline [16]. Finally, the correlation analyzer module employs both subjective reports (i.e., participants’ self-reported experiences) and selected 58 extracted features to quantify the relationship between synthetic gaze and subjective state for each task and subject. As subjective ratings are non-normally distributed and demonstrate floor effects, we compute Spearman rank correlations between each subjective measure and each eye-movement feature.

## 4 Experiments

### 4.1 Dataset

We use the publicly available GazeBase [9] dataset to train the generative model (i.e., DiffEyeSyn). GazeBase was collected with an EyeLink 1000 eye tracker, recording left-eye movements at 1,000 Hz across nine rounds of two sessions each. In each session, participants completed seven tasks: fixation (FXS), horizontal saccades (HSS), random oblique saccades (RAN), reading (TEX), free viewing of cinematic video (VD1 and VD2), and gaze-driven gaming (BLG). Following the baseline [16], we use objective data from the HSS, RAN, and TEX tasks.

In addition to objective GazeBase datasets, we also utilize subjective ratings collected during data collection. Participants rated each task using a 1–7 Likert scale (1 = not at all tired or difficult; 7 = extremely tired or difficult) for overall task difficulty (OverDiff), mental tiredness (Mentally), and eye tiredness (TiredEyes). Thus, for each subject, session, and task, we obtain three subjective scores. To ensure comparable experimental conditions, we generate synthetic gaze for the same rounds, tasks, and subjects as the baseline [16] and restrict our evaluation to this subset.

### 4.2 Implementation Details

We trained updated DiffEyeSyn [17] on 5-second gaze windows sampled at 1,000 Hz (5,000 samples per window), using a diffusion process with  $T = 50$  discrete time steps and a linear noise schedule ranging from 0.0001 to 0.05 for both the forward and reverse processes. The Adam optimizer [40] was used with a learning rate of 0.0002 and a batch size of 32, and the model was trained for 450 epochs. All experiments were conducted in Python 3.9.12 with CUDA 12.4, PyTorch 2.1.0, PyTorch Lightning 1.9.5, and TensorFlow 2.14.0 on two NVIDIA RTX A6000 GPUs (48 GB GDDR6 each). For the correlation analysis, we used MATLAB Version 25.2.0.3055257 (R2025b) with the necessary toolboxes installed. We will release the complete source code for both DiffEyeSyn and the subjective-correlation analysis to ensure reproducibility.

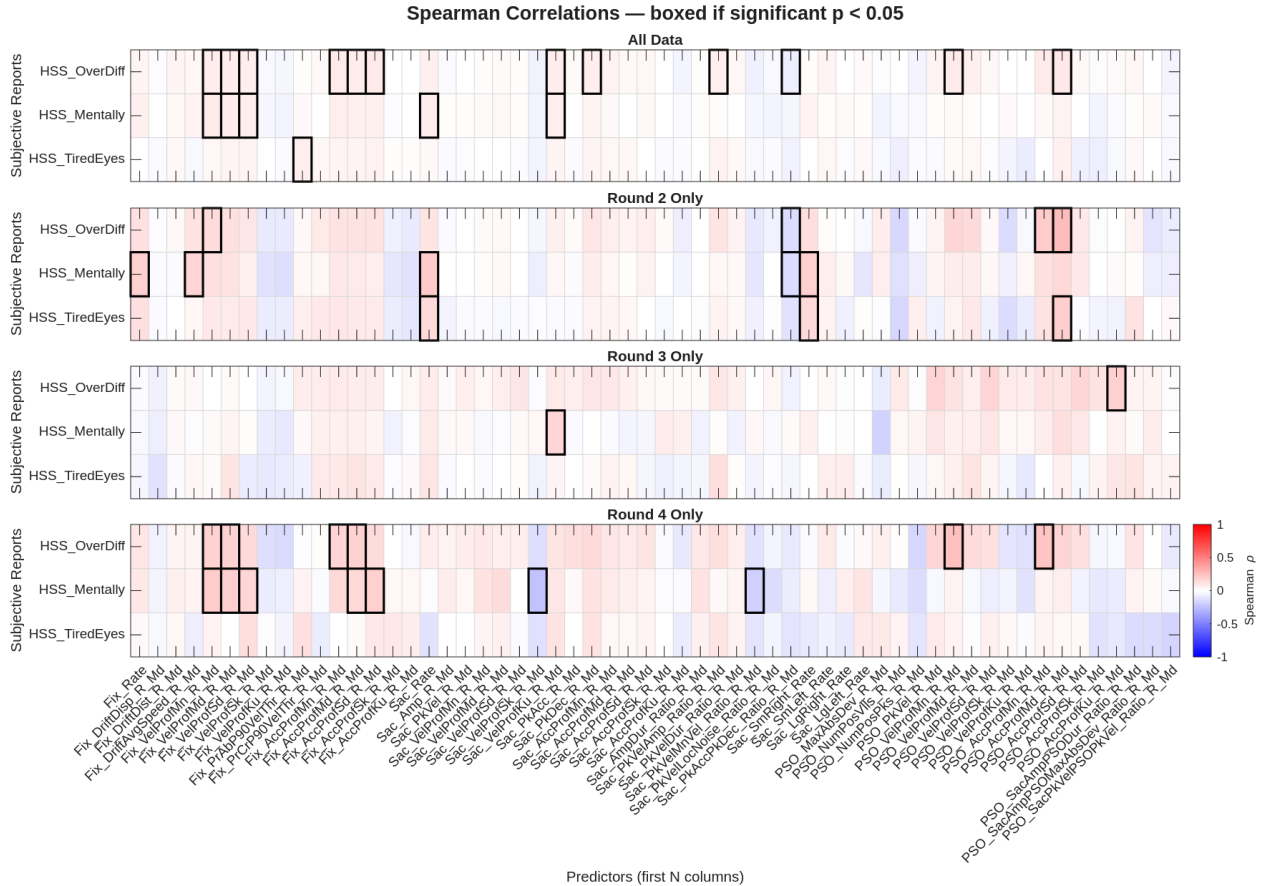


Figure 2: Spearman correlations between synthetic gaze-derived features and subjective ratings for the HSS task.

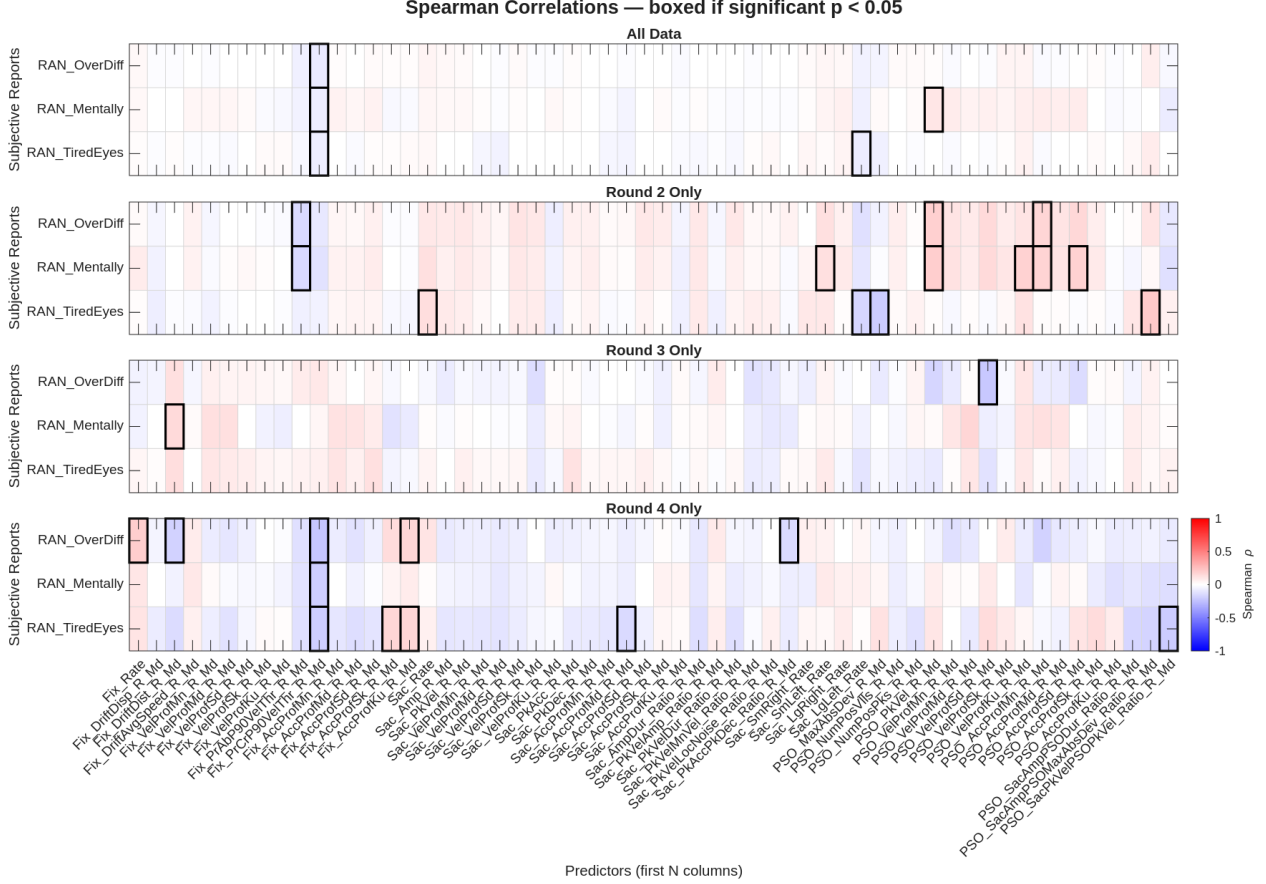


Figure 3: Spearman correlations between synthetic gaze-derived features and subjective ratings for the RAN task.

## 5 Results

### 5.1 Synthetic Signal Quality

After training the generative model, we achieved similar spatial accuracy mentioned in the original study [17] for HSS and RAN, including approximately 3.73 and 4.06 degrees of visual angle, respectively. This indicates that synthetic gaze points fall reasonably close to the underlying stimulus locations. In terms of spatial precision, DiffEyeSyn matches ground-truth stability, achieving 0.01 RMS precision for both HSS and RAN, which proves that synthetic fixations exhibit very low jitter. Using the pre-trained encoder, we obtain similar cosine similarities as presented in the study [17] between real and synthetic embeddings: 0.92 for HSS, 0.95 for RAN, and 0.95 for TEX. These results demonstrate that DiffEyeSyn preserves task-specific oculomotor patterns across both saccadic and reading behaviors.

### 5.2 Correlation between Eye Movement Features and Subjective Reports

In this section, we present a similar correlation analysis to the baseline [16] on synthetic gaze sequences for the same three tasks: HSS, RAN, and TEX. For each task, we computed Spearman rank correlations separately for (i) all rounds pooled and (ii) rounds 2–4 individually. Moreover, we highlight coefficients with uncorrected  $p < 0.05$  in the correlation heatmaps.

The synthetic data show much weaker and sparser associations between subjective reports and objective features for the HSS task in Figure 2. Notably, no features display significant correlations with any of the three ratings (i.e., Overdiff, Mentally, and TiredEyes), and effects rarely replicate across rounds. Occasional associations for fixation-related measures, such as Fix\_VelProfMn\_R\_Md (i.e., median fixation velocity profile mean (Resultant)), appear in rounds 2 and 4 for OverDiff, but these are absent or negligible when pooling all rounds. This suggests that DiffEyeSyn largely disrupts the consistent coupling between saccade rate, fixation stability, and fatigue-related reports seen in the real data.

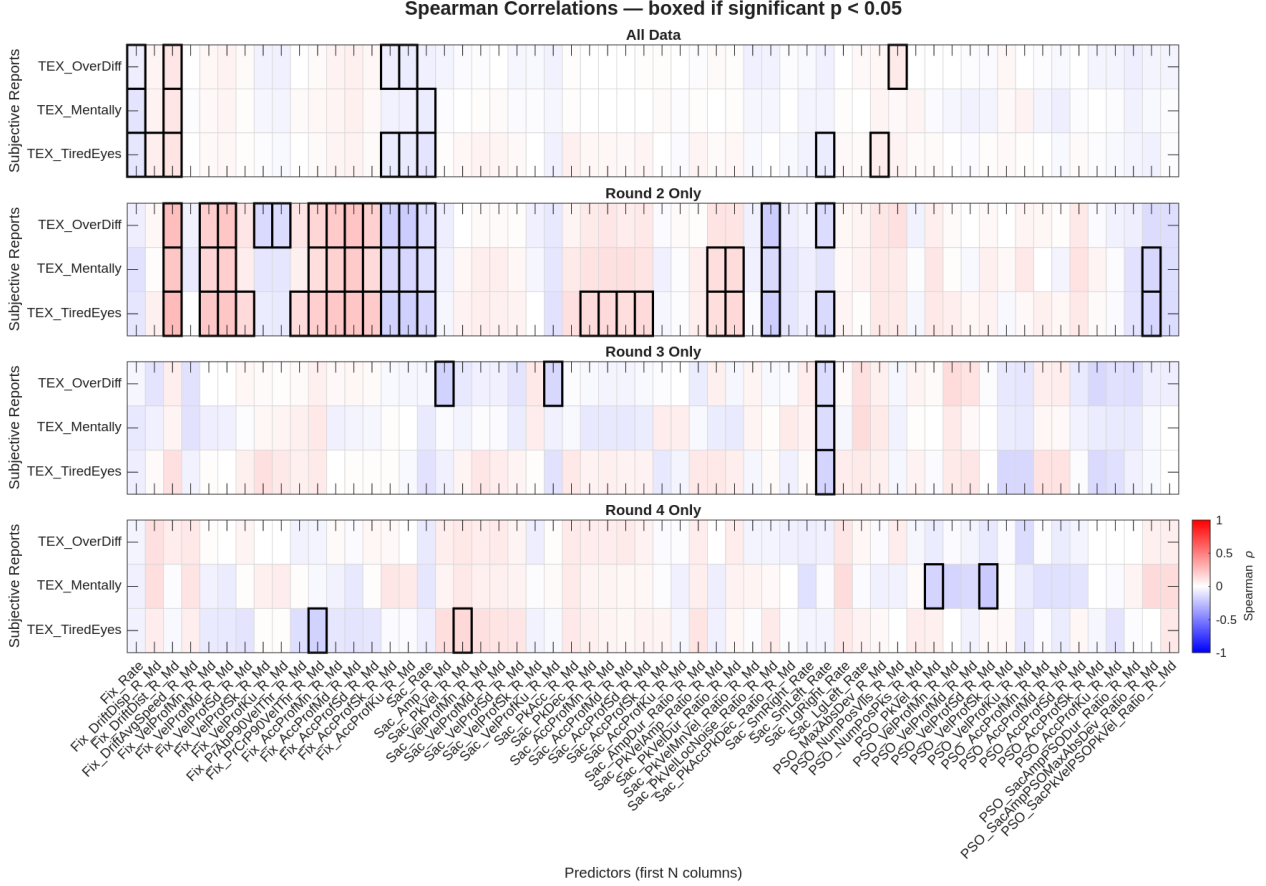


Figure 4: Spearman correlations between synthetic gaze-derived features and subjective ratings for the TEX task.

As shown in Figure 3, correlations for the synthetic sequences are even more fragmented for the RAN task. Only a few features, such as fixation rate for OverDiff in round 4, reach significance in individual rounds. These effects do not generalize across rounds or to the all-round aggregation. Also, the strong links between saccade rate and eye or mental tiredness observed for the real signals [16] are almost entirely absent in the synthetic data. This change signifies that the states are mostly removed.

The TEX (i.e., reading) task in Figure 4 displays the richest structure among the three. However, despite this richness, it shows substantially weaker effects than the real dataset. In the pooled analysis, several fixation-related and drift-related features correlate with perceived difficulty and mental tiredness. Moving to round 2, we observe a localized cluster of significant associations. By contrast, in rounds 3 and 4, these patterns considerably weaken or are missing, with only a few features remaining significant. Taken together, these findings suggest that across all three tasks, the synthetic correlations are generally close to zero, with few stable, cross-round effects. This indicates that the diffusion-based generative model preserves overall oculomotor characteristics but strongly diminishes the systematic link between eye-movement features and subjective states.

## 6 Discussion

Our goal was to assess whether high-fidelity synthetic gaze generated by a diffusion model preserves privacy-relevant internal states, such as fatigue or perceived task difficulty, which are decodable from real eye movements. For the original GazeBase recordings, the baseline [16] reported recurring associations between subjective reports and objective features (e.g., saccade rate, peak acceleration, fixation rate, and median fixation-drift displacement), particularly when merging rounds or considering round 2 with more participants. In contrast, Figures 2, 3, and 4 show that synthetic gaze data exhibit substantially diminished and less stable correlations across tasks. Notably, many feature-rating pairs that were previously significant now drop below significance or shrink toward zero, with only a few localized effects,

primarily in the TEX task for round 2. The main takeaway is that DiffEyeSyn markedly diminishes most subjective fatigue and difficulty-related features, indicating effective state-level privatization.

From a privacy standpoint, this attenuation is desirable: if synthetic gaze sequences no longer reliably encode subjective states, they are less likely to expose sensitive information about a user’s current condition but still appear realistic at the signal level. This matches broader efforts to use synthetic gaze data as privacy-preserving substitutes for original recordings [16]. At the same time, our findings show a trade-off for which applications that rely on state decoding, such as fatigue monitoring or workload estimation, may find synthetic data generated with our configuration less useful. Future work could explore training objectives that control how many state-related features are retained or suppressed, for example, by using multitask losses or disentangled latent variables that separate identity, task, and state dimensions.

## 7 Conclusions

In this work, we investigated whether synthetic gaze preserves correlations with subjective reports (e.g., fatigue, task difficulty, etc.). We used GazeBase as our testbed and generated synthetic eye-movement sequences with an updated DiffEyeSyn framework. We then computed Spearman correlations between 58 interpretable eye-movement features and three subjective ratings for horizontal saccades, random saccades, and reading. The synthetic data showed consistently weaker and less reliable associations between subjective reports and features such as saccade rate and fixation drift. Only a few residual effects appeared in specific rounds and tasks. These findings suggest that, under our training setup, gaze synthesis privatizes internal state information, maintains realistic oculomotor dynamics, and largely disrupts the mapping from subjective fatigue and difficulty to eye-movement features. For many gaze-based applications, such as privacy-preserving headsets, eye-tracking-based gaming modules, or new benchmarking, this combination of high-fidelity signal and reduced state visibility could be effective from a privacy perspective.

## Privacy and Ethics Statement

This study uses anonymized, publicly available eye-tracking data to train the generative model and conduct necessary reports, posing minimal societal risk. No personal data was used, and we encourage responsible application to avoid potential misuse. Our work supports ethical, privacy-conscious advancements in eye-tracking research.

## References

- [1] Mary Hayhoe and Dana Ballard. Eye movements in natural behavior. *Trends in cognitive sciences*, 9(4):188–194, 2005.
- [2] Zicai Liu, Zhen Yang, Yueming Gu, Huiyu Liu, and Pu Wang. The effectiveness of eye tracking in the diagnosis of cognitive disorders: A systematic review and meta-analysis. *PloS one*, 16(7):e0254059, 2021.
- [3] Patrick Haller, Andreas Säuberli, Sarah Elisabeth Kiener, Jinger Pan, Ming Yan, and Lena Jäger. Eye-tracking based classification of mandarin chinese readers with and without dyslexia using neural sequence models. *arXiv preprint arXiv:2210.09819*, 2022.
- [4] Tamilvizhi Thanarajan, Youseef Alotaibi, Surendran Rajendran, and Krishnaraj Nagappan. Eye-tracking based autism spectrum disorder diagnosis using chaotic butterfly optimization with deep learning model. *Computers, Materials & Continua*, 76(2), 2023.
- [5] Yuyang Sun, Qingzhong Li, Honggen Zhang, and Jiancheng Zou. The application of eye tracking in education. In *International Conference on Intelligent Information Hiding and Multimedia Signal Processing*, pages 27–33. Springer, 2017.
- [6] Dillon Lohr and Oleg V Komogortsev. Eye know you too: Toward viable end-to-end eye movement biometrics for user authentication. *IEEE Transactions on Information Forensics and Security*, 17:3151–3164, 2022.
- [7] Dillon Lohr, Michael J Proulx, Mehedi Hasan Raju, and Oleg V Komogortsev. Gaze authentication: Factors influencing authentication performance. *arXiv preprint arXiv:2509.10969*, 2025.
- [8] Xin Jin, Suyu Chai, Jie Tang, Xianda Zhou, and Kai Wang. Eye-tracking in ar/vr: A technological review and future directions. *IEEE Open Journal on Immersive Displays*, 2024.
- [9] Henry Griffith, Dillon Lohr, Evgeny Abdulin, and Oleg Komogortsev. Gazebase, a large-scale, multi-stimulus, longitudinal eye movement dataset. *Scientific Data*, 8(1):184, 2021.
- [10] Julian Steil, Inken Hagedstedt, Michael Xuelin Huang, and Andreas Bulling. Privacy-aware eye tracking using differential privacy. In *Proceedings of the 11th ACM Symposium on Eye Tracking Research & Applications*, pages 1–9, 2019.

- [11] Paul Prasse, David Robert Reich, Silvia Makowski, Seoyoung Ahn, Tobias Scheffer, and Lena A Jäger. Sp-eyegan: Generating synthetic eye movement data with generative adversarial networks. In *Proceedings of the 2023 symposium on eye tracking research and applications*, pages 1–9, 2023.
- [12] Chuhan Jiao, Guanhua Zhang, Yeonjoo Cho, Zhiming Hu, and Andreas Bulling. Diffeyesyn: Diffusion-based user-specific eye movement synthesis. *arXiv preprint arXiv:2409.01240*, 2024.
- [13] Jonathan Ho, Ajay Jain, and Pieter Abbeel. Denoising diffusion probabilistic models. *Advances in neural information processing systems*, 33:6840–6851, 2020.
- [14] Ian Goodfellow, Jean Pouget-Abadie, Mehdi Mirza, Bing Xu, David Warde-Farley, Sherjil Ozair, Aaron Courville, and Yoshua Bengio. Generative adversarial networks. *Communications of the ACM*, 63(11):139–144, 2020.
- [15] Samantha Aziz, Dillon J Lohr, Lee Friedman, and Oleg Komogortsev. Evaluation of eye tracking signal quality for virtual reality applications: A case study in the meta quest pro. In *Proceedings of the 2024 Symposium on Eye Tracking Research and Applications*, pages 1–8, 2024.
- [16] C Stella Qian, Samantha Aziz, Kamrul Hasan, and Oleg V Komogortsev. Why do we need high-fidelity synthetic eye movement data and how should they look like? *bioRxiv*, pages 2025–12, 2025.
- [17] Kamrul Hasan, Dmytro Katrychuk, Mehedi Hasan Raju, and Oleg V Komogortsev. Quantitative and qualitative comparison of generative models for subject-specific gaze synthesis: Diffusion vs gan. *arXiv preprint arXiv:2511.09867*, 2025.
- [18] Sooha Park Lee, Jeremy B Badler, and Norman I Badler. Eyes alive. In *Proceedings of the 29th annual conference on Computer graphics and interactive techniques*, pages 637–644, 2002.
- [19] Andrew T Duchowski and Sophie Jörg. Modeling physiologically plausible eye rotations. In *Proceedings of computer graphics international*, 2015.
- [20] Andrew T Duchowski, Sophie Jörg, Tyler N Allen, Ioannis Giannopoulos, and Krzysztof Krejtz. Eye movement synthesis. In *Proceedings of the ninth biennial ACM symposium on eye tracking research & applications*, pages 147–154, 2016.
- [21] Sang Hoon Yeo, Martin Lesmana, Debanga R Neog, and Dinesh K Pai. Eyecatch: Simulating visuomotor coordination for object interception. *ACM Transactions on Graphics (TOG)*, 31(4):1–10, 2012.
- [22] Daniel Simon, Srinivas Sridharan, Shagan Sah, Raymond Ptucha, Chris Kanan, and Reynold Bailey. Automatic scanpath generation with deep recurrent neural networks. In *Proceedings of the ACM symposium on applied perception*, pages 130–130, 2016.
- [23] Marc Assens, Xavier Giro-i Nieto, Kevin McGuinness, and Noel E O’Connor. Pathgan: Visual scanpath prediction with generative adversarial networks. In *Proceedings of the European Conference on Computer Vision (ECCV) Workshops*, pages 0–0, 2018.
- [24] Harsimran Kaur and Roberto Manduchi. Eyegan: Gaze-preserving, mask-mediated eye image synthesis. In *Proceedings of the IEEE/CVF Winter Conference on Applications of Computer Vision*, pages 310–319, 2020.
- [25] Chuhan Jiao, Zhiming Hu, Mihai Băce, and Andreas Bulling. Supreyes: Super resolution for eyes using implicit neural representation learning. In *Proceedings of the 36th Annual ACM Symposium on User Interface Software and Technology*, pages 1–13, 2023.
- [26] Chuhan Jiao, Yao Wang, Guanhua Zhang, Mihai Băce, Zhiming Hu, and Andreas Bulling. Diffgaze: A diffusion model for modelling fine-grained human gaze behaviour on 360° images. *ACM Transactions on Interactive Intelligent Systems*, 2025.
- [27] Samantha Aziz and Oleg Komogortsev. Assessing the privacy risk of cross-platform identity linkage using eye movement biometrics. In *2023 IEEE International Joint Conference on Biometrics (IJCB)*, pages 1–9. IEEE, 2023.
- [28] Brendan David-John, Kevin Butler, and Eakta Jain. For your eyes only: Privacy-preserving eye-tracking datasets. In *2022 symposium on eye tracking research and applications*, pages 1–6, 2022.
- [29] Jacob Leon Kröger, Otto Hans-Martin Lutz, and Florian Müller. What does your gaze reveal about you? on the privacy implications of eye tracking. In *IFIP International Summer School on Privacy and Identity Management*, pages 226–241. Springer, 2020.
- [30] Efe Bozkir, Onur Günlü, Wolfgang Fuhl, Rafael F Schaefer, and Enkelejda Kasneci. Differential privacy for eye tracking with temporal correlations. *Plos one*, 16(8):e0255979, 2021.
- [31] Ao Liu, Lirong Xia, Andrew Duchowski, Reynold Bailey, Kenneth Holmqvist, and Eakta Jain. Differential privacy for eye-tracking data. In *Proceedings of the 11th ACM Symposium on Eye Tracking Research & Applications*, pages 1–10, 2019.



- [32] Mehedi Hasan Raju and Oleg V Komogortsev. Real-time lightweight gaze privacy-preservation techniques validated via offline gaze-based interaction simulation. *arXiv preprint arXiv:2511.09846*, 2025.
- [33] Samantha Aziz and Oleg Komogortsev. Privacy enhancement for gaze data using a noise-infused autoencoder. *arXiv preprint arXiv:2508.10918*, 2025.
- [34] Efe Bozkir, Ali Burak Ünal, Mete Akgün, Enkelejda Kasneci, and Nico Pfeifer. Privacy preserving gaze estimation using synthetic images via a randomized encoding based framework. In *ACM symposium on eye tracking research and applications*, pages 1–5, 2020.
- [35] Xiaojun Ren, Jiluan Fan, Ning Xu, Shaowei Wang, Changyu Dong, and Zikai Wen. Dpgazesynth: enhancing eye-tracking virtual reality privacy with differentially private data synthesis. *Information Sciences*, 675:120720, 2024.
- [36] Lvmin Zhang, Anyi Rao, and Maneesh Agrawala. Adding conditional control to text-to-image diffusion models. In *Proceedings of the IEEE/CVF international conference on computer vision*, pages 3836–3847, 2023.
- [37] Ioannis Rigas, Lee Friedman, and Oleg Komogortsev. Study of an extensive set of eye movement features: Extraction methods and statistical analysis. *Journal of Eye Movement Research*, 11(1):10–16910, 2018.
- [38] Lee Friedman, Ioannis Rigas, Evgeny Abdulin, and Oleg V. Komogortsev. A novel evaluation of two related and two independent algorithms for eye movement classification during reading. 50(4):1374–1397. ISSN 1554-3528. doi:10.3758/s13428-018-1050-7. URL <https://doi.org/10.3758/s13428-018-1050-7>.
- [39] Lee Friedman. Eye movement classification dataset. URL <https://hdl.handle.net/10877/16339>.
- [40] D. P. Kingma and J. Ba. Adam: A method for stochastic optimization. *CoRR*, abs/1412.6980, 2014.