
AI-ASSISTED ENGINEERING SHOULD TRACK THE EPISTEMIC STATUS AND TEMPORAL VALIDITY OF ARCHITECTURAL DECISIONS

A PREPRINT

Sankalp Gilda*

DeepThought Solutions
sankalp@deephoughtsolutions.xyz
sankalp.gilda@gmail.com

Shlok Gilda*

Department of Computer Science
University of Florida
shlokgilda@ufl.edu

ABSTRACT

This position paper argues that AI-assisted software engineering requires explicit mechanisms for tracking the epistemic status and temporal validity of architectural decisions. LLM coding assistants generate decisions faster than teams can validate them, yet no widely-adopted framework distinguishes conjecture from verified knowledge, prevents trust inflation through conservative aggregation, or detects when evidence expires. We propose three requirements for responsible AI-assisted engineering: (1) epistemic layers that separate unverified hypotheses from empirically validated claims, (2) conservative assurance aggregation grounded in the Gödel t-norm that prevents weak evidence from inflating confidence, and (3) automated evidence decay tracking that surfaces stale assumptions before they cause failures. We formalize these requirements as the First Principles Framework (FPF), ground its aggregation semantics in fuzzy logic, and define a quintet of invariants that any valid aggregation operator must satisfy. Our retrospective audit applying FPF criteria to two internal projects found that 20–25% of architectural decisions had stale evidence within two months, validating the need for temporal accountability. We outline research directions including learnable aggregation operators, federated evidence sharing, and SMT-based claim validation.

Keywords AI-assisted software engineering, decision accountability, epistemic rigor, evidence decay, formal methods

1 Introduction

Modern LLM coding assistants (GitHub Copilot, Cursor, Claude Code, Gemini Code Assist) speed up software development but open a gap: decisions are made faster than they can be validated. A developer asks “Should I use Redis or Memcached?” The AI gives an answer that lacks epistemic qualification, the developer implements it immediately, and nobody revisits the assumptions when a library update or infrastructure change invalidates the original rationale. Software engineering is the canary for a broader problem. In drug interaction screening, a model like Med-PaLM [Singhal et al., 2023] may assess a combination as safe based on training data that predates an FDA contraindication update, and nothing in the system tracks that the underlying evidence has expired. In legal contract analysis, an AI assistant drafts clauses referencing case law that was subsequently overturned; the output carries no metadata distinguishing established precedent from dicta in an unpublished opinion. In autonomous scientific experimentation [Boiko et al., 2023], a lab agent selects reagent concentrations from literature values obtained under different assay conditions, with no distinction between “validated in our setup” and “worked in a related context.” ML engineering suffers the same problem reflexively: models are selected based on benchmark results that predate evaluation-harness changes, hyperparameter choices cite ablation studies from different data distributions, and deployment decisions assume training-time metrics transfer to production, each decision cached as institutional knowledge and rarely revisited.

*Equal contribution.

We ground the paper in software engineering because it has the most deployment data available today, but the framework applies to any domain where decisions rest on evidence that expires.

Four problems follow:

1. No distinction between “untested hypothesis” and “empirically verified claim.” A cached LLM suggestion and a load-tested benchmark carry equal weight in team memory.
2. Multiple weak arguments get averaged into strong-seeming evidence. Three blog posts do not equal one controlled experiment, but informal reasoning treats them as comparable.
3. No tracking of when evidence expires. Benchmarks go stale, dependencies update, requirements change, yet decisions persist as if the world were frozen.
4. No audit trail showing why decisions were made or what conditions would invalidate them. Post-mortems repeatedly find “nobody remembers why we chose X.”

A recent survey of 47 academic studies on generative AI for software architecture [Esposito et al., 2025] finds that 93% of surveyed papers report no validation of LLM-generated architectural outputs. Current LLM reasoning approaches address parts of this problem. Self-consistency voting [Wang et al., 2023] aggregates multiple reasoning paths. Verifier scoring [Lightman et al., 2024] rates individual reasoning steps. Chain-of-thought prompting [Wei et al., 2022] produces interpretable traces. But none of these approaches provide explicit epistemic layers, temporal validity tracking, conservative aggregation with formal guarantees, or durable audit trails that survive beyond a single session.

Our position: AI-assisted engineering workflows demand *mathematical guarantees against epistemic drift*. We formalize this through a principled framework with three core properties: First, explicit epistemic layers must distinguish unverified hypotheses (L0) from empirically validated claims (L2). Second, conservative assurance aggregation requires adherence to a *quintet of mathematical invariants*, ensuring that no conclusion can be more reliable than its weakest supporting evidence (the WLNK bound), and that formality levels impose hard reliability ceilings regardless of consensus: ten informal observations cannot equal one controlled experiment. Third, evidence validity windows must be tracked mechanically through automated alerts, not through aspirational review schedules that teams deprioritize under delivery pressure. These claims are falsifiable: a practitioner could reasonably argue that averaging better captures engineering judgment, that such formality ceilings are arbitrary gatekeeping, or that periodic human review suffices without automation.

Scope of this paper. This paper does not propose a specific tool or evaluate a system. It argues that the three properties above are necessary for responsible AI-assisted engineering regardless of implementation. While we ground our examples in LLM coding assistants, the framework applies equally to research agents, planning agents, and any AI system that generates recommendations with epistemic implications. We formalize these properties as the First Principles Framework (FPF) [Levenchuk, 2023a,b], prove that its aggregation semantics satisfy a quintet of invariants, and present deployment evidence showing the practical consequences of ignoring temporal validity. A reference implementation (anonymized for review) is an existence proof, not the contribution itself.

2 The First Principles Framework

This section presents FPF as a formal framework for epistemic accountability in AI-assisted engineering. We define its core constructs, ground its aggregation in fuzzy logic, specify the invariants any valid aggregation must satisfy, and compare it to existing approaches.

2.1 The F-G-R Trust Tuple

Every knowledge claim in FPF carries a three-dimensional trust descriptor:

Formality (F): How rigorously the claim is expressed, on a scale from F0 to F3.

Table 1: Formality levels and their reliability ceilings.

Level	Description	Example	Cap
F0	Informal	“Felt faster in staging”	70 %
F1	Structured	ADR with trade-offs	85 %
F2	Empirical	Load test: 12k RPS	95 %
F3	Formal proof	TLA+, Z3	100 %

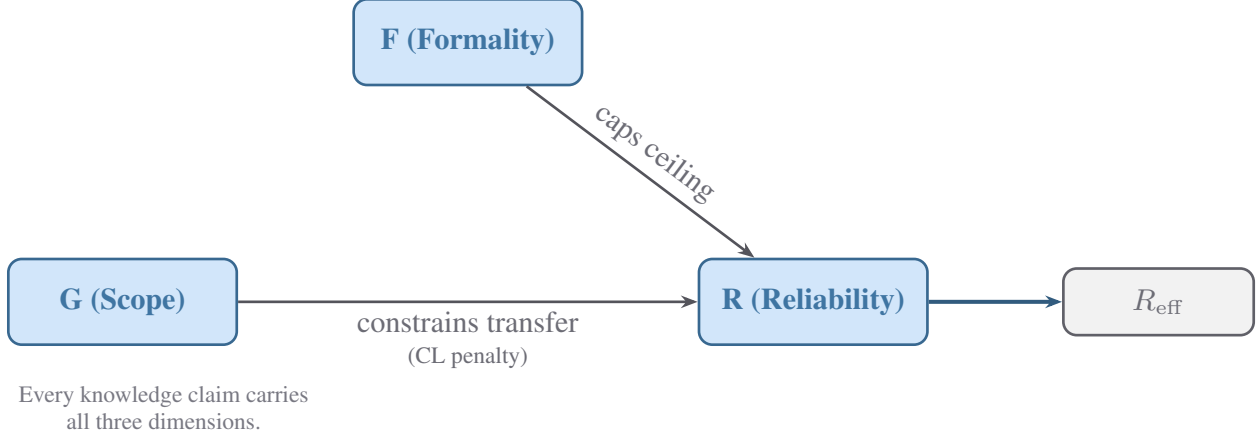


Figure 1: The F-G-R trust tuple. Each knowledge claim in FPF carries three dimensions: Formality (F) determines the rigor of expression, Scope (G) constrains evidence portability via congruence-level penalties, and Reliability (R) is the computed effective trust score R_{eff} . F caps the maximum achievable R; G penalizes cross-context transfer.

The ceiling matters most: no amount of evidence can push reliability above what the formality level permits. A decision backed entirely by informal observations (F0) cannot exceed 70% reliability even if ten people agree. This prevents informal consensus from masquerading as empirical certainty.

Scope (G): Where the claim applies, expressed as a hybrid path and tag set. Format: path [tag1, tag2]. Examples: api/auth [production, critical], cache/redis [api/users], * (universal). Scope constrains evidence transfer. A benchmark run on a developer laptop (scope: perf [dev, x86]) transfers poorly to production ARM servers (scope: perf [prod, arm64]). FPF formalizes this through Congruence Levels (CL):

Table 2: Congruence levels for cross-context evidence transfer.

CL	Context Match	Penalty
CL3	Same context (internal test on target HW)	None
CL2	Similar context (same arch, different scale)	10%
CL1	Different context (external benchmark)	40%
CL0	No context match (unrelated domain)	90%

The penalty is applied as subtraction with a zero floor: $R_{\text{adj}} = \max(0, R(e) - \text{penalty})$. For example, CL1 evidence with $R = 0.8$ contributes $\max(0, 0.8 - 0.4) = 0.4$ to R_{eff} .

Reliability (R): Evidence strength on $[0.0, 1.0]$, computed via aggregation (Section 2.3). R is never estimated by humans; it is always calculated from evidence scores, formality ceilings, layer ceilings ($L0 \leq 35\%$, $L1 \leq 75\%$, $L2 \leq 100\%$), and dependency structure. When both layer and formality ceilings apply, R_{eff} is bounded by the minimum of both: an F0 claim at L1 is capped at $\min(0.70, 0.75) = 0.70$.

2.2 The Gamma Invariant Quintet

FPF’s min-based aggregation is governed by five invariants that ensure conservative, auditable epistemic status. These invariants apply to serial dependency structures where argument chains must be evaluated as weakest-link systems:

1. **IDEM (Identity):** $\Gamma([x]) = x$. A single piece of evidence speaks for itself.
2. **COMM (Commutativity):** $\Gamma([a, b]) = \Gamma([b, a])$. Evidence order is irrelevant.
3. **LOC (Locality):** Changing evidence E does not affect holons with no dependency on E .
4. **WLNK (Weakest Link Upper Bound):** $\Gamma(S) \leq \min(S)$. No aggregation may exceed the weakest link.
5. **MONO (Monotonicity):** $a \leq a'$ implies $\Gamma([a, b]) \leq \Gamma([a', b])$. Improving evidence never worsens assurance.

Theorem 1 (Quintet Satisfaction). *The Gödel t-norm $\Gamma(S) = \min(S)$ satisfies all five invariants.*

Table 3: Alternative aggregation functions and the Γ invariant quintet.

Function	IDEM	COMM	LOC	WLNK	MONO	Notes
min (Gödel)	✓	✓	✓	✓	✓	Current FPF default
Product (Lusser)	✓	✓	✓	~	✓	$\prod(0.9, 0.9) = 0.81 < \min = 0.9$. Satisfies WLNK when all scores < 1 .
OWA [Yager, 1988]	✓	~	✓	~	~	Depends on weight vector. $\mathbf{w}=[0, \dots, 0, 1]$ recovers min.
Dempster–Shafer	—	✓	✓	—	—	Handles conflict but can exceed min.

Proof. **IDEM:** $\min([x]) = x$ by definition of minimum over a singleton. **COMM:** $\min(a, b) = \min(b, a)$ because minimum is symmetric. **LOC:** \min computes its result solely from its input set, with no external dependencies. **WLNK:** $\min(S) \leq \min(S)$ trivially, so the weakest link bound is never exceeded. **MONO:** If $a \leq a'$, then $\min(a, b) \leq \min(a', b)$ because the minimum function is monotonically non-decreasing in each argument. \square

Theorem 2 (Idempotent Uniqueness). *The Gödel t-norm is the unique idempotent t-norm [Metcalf, 2005].*

Proof. Let $*$ be any idempotent t-norm. For $x \leq y$: by idempotence $x = x * x$; by monotonicity $x * x \leq x * y$; by the identity property $x * y \leq x * 1 = x$. Thus $x * y = x = \min(x, y)$. \square

This uniqueness matters for practice: if we require idempotent aggregation (applying the same evidence twice should not change the result), then \min is the only mathematically valid choice. Any alternative that satisfies idempotence necessarily reduces to \min .

The quintet is intentionally strict. Invariant 4 (WLNK upper bound) means that even alternative aggregation functions (Product, OWA, Dempster–Shafer) must never exceed the weakest link. These invariants prevent *trust inflation*—the failure mode where an agent hallucinates higher confidence by aggregating massive amounts of low-quality evidence. Without this constraint, an LLM could generate ten vague observations and arithmetically combine them into apparent certainty (the epistemic equivalent of printing money). Zhang et al. [2026] independently confirm this in agentic systems: the lowest-confidence step in a reasoning trajectory predicts failure better than any global average. Without the WLNK upper bound, three blog posts plus an LLM summary could arithmetically exceed one controlled experiment. This is a design choice: we believe engineering assurance should be conservative, and any relaxation requires explicit justification. Section 5.1 discusses when and how to relax this constraint.

An open research question: can we learn an optimal Γ from historical decision outcomes while satisfying the quintet? This requires a benchmark dataset of architectural decisions with known outcomes (Section 5.1).

2.3 Min-Based Aggregation (WLNK): An Invariant-Compliant Default

FPF’s aggregation rule is conservative: assurance equals the weakest supporting evidence. When a decision depends on multiple pieces of evidence, the effective reliability equals the weakest link:

$$R_{\text{eff}} = \min(\text{evidence_scores}) \quad (1)$$

More precisely, when ceilings and cross-context penalties are included:

$$R_{\text{eff}} = \min\left(\min_i R_{\text{adj}}(e_i), \min_j (R_{\text{eff}}(d_j) - \text{CL}_j), C_L, C_F\right) \quad (2)$$

where $R_{\text{adj}}(e_i)$ is the adjusted score for evidence i (including decay, Section 2.5), CL_j is the congruence level penalty for dependency j (Table 2), C_L is the layer ceiling (L0: 0.35, L1: 0.75, L2: 1.0), and C_F is the formality ceiling (F0: 0.70, F1: 0.85, F2: 0.95, F3: 1.0 per Table 1).

This is the Gödel t-norm from fuzzy logic [Hájek, 1998]:

$$T_{\text{Gödel}}(a, b) = \min(a, b) \quad (3)$$

The weakest link principle has been studied in formal argumentation [Chen et al., 2023] and critiqued for potential over-conservatism [Hoepman, 2008]. The Gödel t-norm has four properties that make it correct for serial argument chains:

1. **Commutativity:** $\min(a, b) = \min(b, a)$. The order of evidence does not matter.
2. **Associativity:** $\min(a, \min(b, c)) = \min(\min(a, b), c)$. Chaining is well-defined. (Note: associativity is a property of the specific min operator, not a required invariant for all valid aggregation functions—the Γ quintet permits future learned aggregators that satisfy WLNK without requiring associativity.)
3. **Monotonicity:** $a \leq a'$ implies $\min(a, b) \leq \min(a', b)$. Stronger evidence never hurts.
4. **Boundary:** $\min(1, a) = a$ and $\min(0, a) = 0$. Perfect evidence is transparent; disproof is absolute.

Connection to possibilistic logic. The weakest link principle has independent theoretical grounding in possibilistic logic [Dubois and Prade, 2025], where it is known as *weakest link resolution*: “the strength of an inference chain is that of the least certain formula involved in this chain.” Possibilistic logic propagates certainty qualitatively using this law and remains inconsistency-tolerant by reasoning from the largest consistent subset of most certain formulas. FPF’s WLNK bound is thus not an arbitrary design choice but a recognized principle in uncertainty reasoning with four decades of theoretical development.

Why min, not mean? Consider a decision with three supporting pieces of evidence scored at 0.95, 0.90, and 0.30. The mean is 0.72, suggesting reasonable confidence. But the 0.30 evidence is a blog post that contradicts published benchmarks. The min (0.30) correctly flags this: the decision rests on a weak foundation. Averaging hides the weakness.

This matters especially for AI-assisted engineering. LLM coding assistants produce recommendations that lack epistemic qualification, backed by training data of varying quality. Without conservative aggregation, a team can accumulate a portfolio of “medium-confidence” claims that collectively appear strong while individually resting on weak evidence. Min-based aggregation prevents this inflation.

Why min is the correct default for engineering argument chains. Engineering decisions typically form serial dependency structures: choosing a framework constrains library choices, which constrain API design, which constrain test strategy. Each step depends on prior ones. A concrete comparison illustrates the stakes. Suppose a Redis caching decision rests on three premises: (1) a benchmark showing adequate throughput ($R=0.95$, F2), (2) a traffic model predicting peak load ($R=0.70$, F1, based on a blog post extrapolation), and (3) vendor documentation on clustering limits ($R=0.90$, F1). Three aggregation strategies yield different results:

Table 4: Aggregation comparison for a Redis caching decision.

Aggregation	Result	Interpretation
Mean	0.85	Hides weak traffic model
Product	0.60	Penalizes more evidence
Min (WLNK)	0.70	Identifies what to fix

The mean (0.85) suggests the decision is solid. But if the traffic model is wrong—if peak load is $3\times$ the blog post estimate—the entire caching architecture fails regardless of how good the benchmark and documentation are. Min-based aggregation surfaces this: the decision is exactly as reliable as its weakest premise. More importantly, min-based aggregation provides actionable guidance: upgrading the traffic model from F1 (blog extrapolation) to F2 (load test on production traffic) would raise R_{eff} from 0.70 to $\min(0.95, 0.90) = 0.90$. No other aggregation function makes this remediation path as transparent.

When WLNK is correct and when it is not:

Table 5: Dependency structures and WLNK applicability.

Structure	Valid?	Reasoning
Serial ($A \Rightarrow B \Rightarrow C$)	✓	If any link breaks, the chain breaks.
Logical chains	✓	Counterexample to any premise invalidates conclusion.
Parallel redundant	—	Defense-in-depth: joint failure < weakest.
Independent evidence	—	Bayesian: $P(H \mid E_1, E_2) > \max(P(H \mid E_i))$.

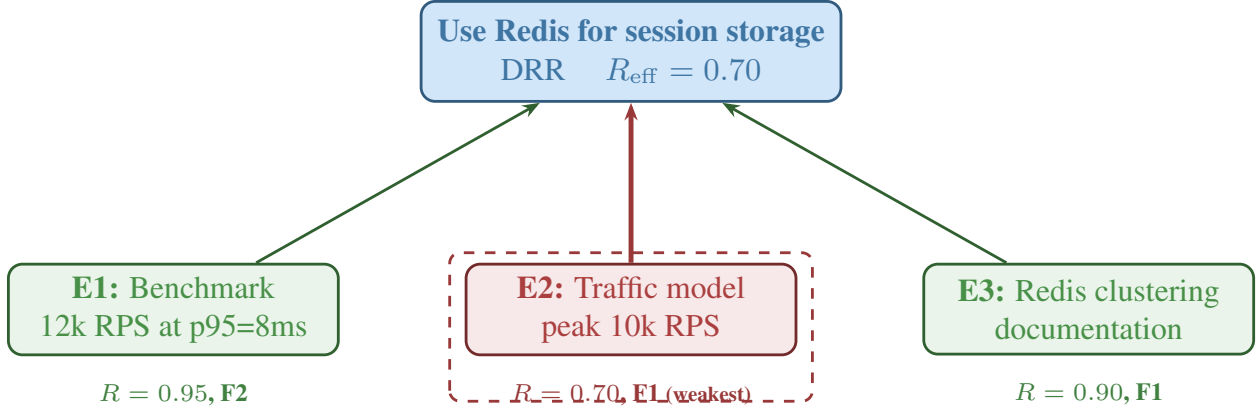


Figure 2: WLNK dependency graph (worked example). Green nodes have strong evidence; the red node (E2, F1-level blog evidence) caps the entire decision at $R_{\text{eff}} = 0.70$. Upgrading E2 to an F2 load test would raise R_{eff} to $\min(0.95, 0.90) = 0.90$. Averaging would yield 0.85, masking the weak foundation.

FPF uses min-based aggregation as the default because most engineering argument chains are serial: “We chose Redis (premise 1: benchmark shows it is fast enough) because (premise 2: our traffic model predicts 10k RPS) and (premise 3: Redis clustering handles that load).” If any premise fails, the conclusion is unsound. Section 5.1 discusses extending the framework to non-serial cases.

2.4 The ADI Reasoning Cycle

FPF organizes reasoning as a cycle of three inference modes, each producing claims at a higher epistemic layer. The progression mirrors Kahneman’s System 1/System 2 distinction [Kahneman, 2011]: abduction is fast and intuitive (System 1), while deduction and induction impose slow, deliberate verification (System 2). FPF makes this handoff explicit and auditable:

Abduction (generate hypotheses, L0): Given an anomaly or design question, generate candidate explanations. These are conjectures, plausible but unverified. Example: “Redis might be better than Memcached for our session store because it supports persistence.”

Deduction (verify logic, L0→L1): Check logical consistency. Does the hypothesis contradict known constraints? Are the premises well-formed? A hypothesis that passes deductive verification becomes L1 (substantiated). Example: “The Redis-persistence argument is logically consistent: our SLA requires session recovery after crashes, and Redis AOF provides that. Memcached does not.”

Induction (gather evidence, L1→L2): Collect empirical evidence. Run benchmarks, analyze logs, survey users. An L1 claim that passes empirical validation becomes L2 (corroborated). Example: “Load test confirms Redis 6.2 handles 12k RPS at p95=8ms on our target hardware. The session-persistence hypothesis is empirically validated.”

After the ADI cycle, a finalized decision is recorded as a Design Rationale Record (DRR), an architectural decision record augmented with evidence validity windows, dependency chains, and assurance scores.

The Transformer Mandate. We introduce this term for a structural constraint: the entity that finalizes a decision must be external to the generation loop. An LLM may propose hypotheses and gather supporting evidence (Abduction and Induction), but ratification requires an external verifier. Currently, this necessitates a human; in future multi-agent systems, the role could theoretically be filled by an independent verifier agent with disjoint training data, provided it satisfies FPF invariants, but the principle of separation of concerns remains absolute. This prevents a failure mode where an autonomous agent bootstraps confidence in its own recommendations by citing its own prior outputs. The mandate is architectural, not a policy preference. Enforcement mechanisms for this constraint remain an open research question.

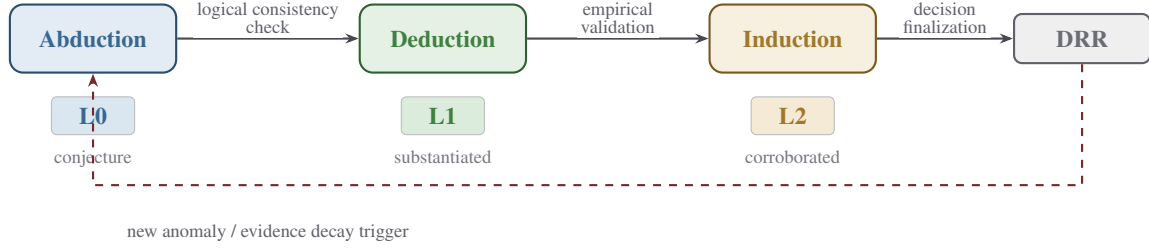


Figure 3: The ADI reasoning cycle. Abduction generates conjectures (L0), Deduction verifies logical consistency (L1), and Induction validates empirically (L2). Finalized decisions become Design Rationale Records (DRRs). Evidence decay or new anomalies trigger re-entry into the cycle.

(Section 5). Ferrario et al. [2026] formalize this as computational reliabilism: the epistemic adequacy of AI-supported processes depends on whether the process is reliable *for the task*, a judgment that requires external calibration.

2.5 Evidence Decay and Temporal Validity

Every piece of evidence in FPF carries a `valid_until` timestamp. When evidence expires, the system generates an alert. The team must then re-validate the evidence, waive the decay with documented rationale, or deprecate the decision.

This addresses a failure mode specific to AI-assisted engineering: LLMs generate recommendations based on training data with an implicit temporal scope. A recommendation to “use library X” reflects the state of X at training time, not deployment time. Without temporal tracking, stale AI recommendations persist as if they were current.

Evidence decay is not a new idea; SRE practices [Beyer et al., 2016] recommend regular review of operational assumptions. FPF makes it mechanical rather than aspirational: evidence either has a validity window or it does not count toward assurance.

Formal definition. Given evidence e with reliability $R(e)$ and validity window $\text{valid_until}(e)$, the time-dependent effective reliability is:

$$R_{\text{eff}}(e, t) = \begin{cases} R(e) & \text{if } t \leq \text{valid_until}(e) \\ 0.1 & \text{otherwise} \end{cases} \quad (4)$$

This formalization has three properties: (1) *uncertainty floor*—expired evidence moves to 0.1 regardless of its original score, representing *epistemic uncertainty* rather than low confidence. When evidence expires, its conclusions—including negative conclusions—are no longer trusted. An expired falsification ($R = 0.05$) becomes “we no longer know” ($R = 0.1$), not “the falsification is slightly more reliable.” This uniform uncertainty floor ensures expired evidence is neither trusted nor distrusted, only marked as needing re-validation. This distinguishes epistemic decay from simple TTL caching; (2) *composability*—stale evidence propagates via WLNK, so any decision depending on expired evidence becomes unreliable; (3) *actionability*—the alert identifies exactly which evidence expired and which decisions are affected, enabling targeted re-validation.

2.6 Comparison with Existing Approaches

2.7 Related Work

FPF connects several research threads.

Technical debt and architectural erosion. Cunningham [1992] coined the technical debt metaphor. Kruchten et al. [2012] extended it to architectural technical debt, identifying “stale design decisions” as a primary contributor. FPF operationalizes this insight: evidence decay tracking turns “stale decisions” from a metaphor into a measurable, alertable condition.

Knowledge management in software engineering. Robillard et al. [2010] surveyed how development teams capture and retrieve architectural knowledge, finding that most knowledge remains tacit or locked in outdated documents. FPF addresses this by attaching machine-readable validity windows and dependency chains to decisions, making knowledge staleness detectable rather than implicit.

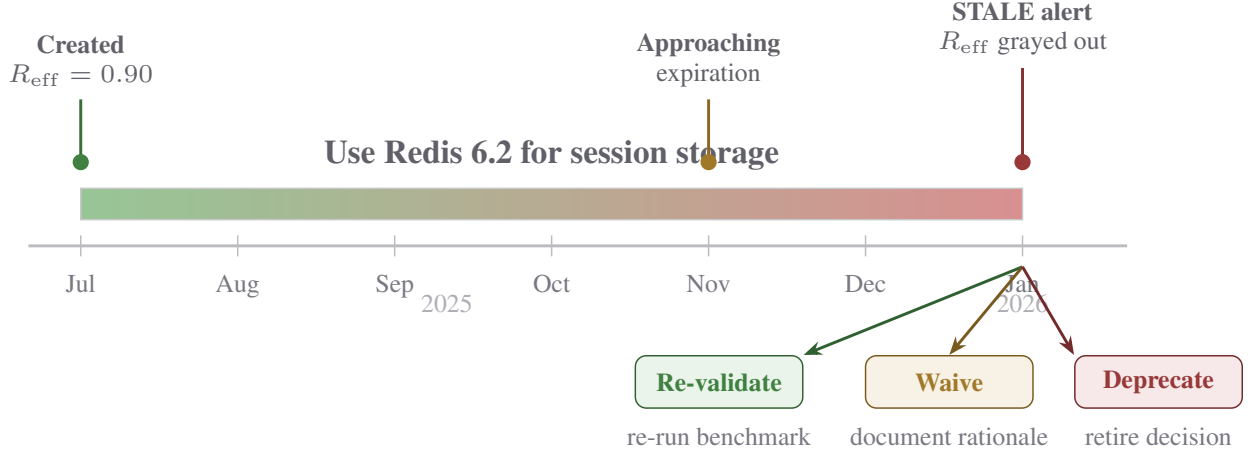


Figure 4: Evidence decay lifecycle for a single decision. A Redis session storage decision is created in July 2025 with $R_{\text{eff}} = 0.90$. As the benchmark evidence approaches its validity window, the system transitions from green to amber. Upon expiration in January 2026, a STALE alert triggers one of three resolution paths: re-validate, waive with rationale, or deprecate.

Table 6: FPF compared with existing approaches across six dimensions.

Dimension	FPF	Self-Consist. [Wang et al., 2023]	Verifier Scoring [Lightman et al., 2024]	ADRs	Instr. Files
Epistemic layers	Explicit (L0/L1/L2)	—	—	—	—
Aggregation	min (WLNK) with formal guarantees	Majority voting	Weighted scoring	N/A	N/A
Temporal validity	Decay with timestamps	—	—	—	—
Audit trail	Durable DRRs with dep. graphs	Transient	Transient	Static snapshots	Static file
Scope tracking	CL0/CL1/CL2/CL3—	—	—	—	—
Formal invariants	Γ quintet (proven)	—	—	—	—

Engineering epistemology. Vincenti [1990] argued that engineering knowledge has distinct categories (fundamental design concepts, practical considerations, quantitative data) that differ in how they are produced and validated. FPF’s formality levels (F0–F3) echo this taxonomy, mapping informal observation through formal proof.

Uncertainty quantification in machine learning. The ML community has developed extensive methods for quantifying uncertainty in model predictions: Monte Carlo dropout [Gal and Ghahramani, 2016], deep ensembles [Lakshminarayanan et al., 2017], and conformal prediction [Angelopoulos and Bates, 2023]. These approaches address a different level of abstraction than FPF. ML uncertainty quantification asks “how confident is the model in this prediction?” FPF asks “how reliable is the architectural decision that deployed this model?” A neural network may output well-calibrated confidence scores for individual inferences while the decision to deploy it rests on a stale benchmark, an untested scaling assumption, and a blog post about GPU availability. FPF and ML UQ are complementary: model-level uncertainty is one input to decision-level assurance, not a substitute for it.

LLM reliability and hallucination. Ji et al. [2023] survey hallucination in natural language generation. Huang et al. [2024] catalog failure modes in LLM reasoning. These findings motivate FPF’s conservative aggregation: if LLM-generated recommendations carry unknown error rates, min-based aggregation provides a worst-case bound rather than a misleading average.

Possibilistic logic and uncertainty reasoning. Possibilistic logic [Dubois and Prade, 2025] provides the theoretical foundation for FPF’s weakest link aggregation. Developed over four decades by Dubois and Prade, possibilistic logic handles weighted classical formulas where inference follows the “weakest link resolution” rule: the certainty of a derived conclusion equals the minimum certainty of the formulas in the derivation chain. This principle is mathematically grounded in necessity measures and has been applied to default reasoning, belief revision, and argumentation. FPF’s WLNK bound is a direct application of this principle to engineering decisions, where argument chains (requirements → design → implementation) mirror possibilistic inference chains.

Decision tracking. Architectural Decision Records (ADRs) [Nygard, 2011] are the closest existing practice. Jansen and Bosch [2005] proposed knowledge management frameworks for software architecture. Esposito et al. [2025] survey 47 academic studies on generative AI in software architecture, finding that 93% of surveyed papers report no validation of LLM-generated architectural outputs. FPF extends ADRs with temporal validity, dependency-aware invalidation, and computed assurance scores, directly addressing the validation gap these surveys identify.

Argumentation and provenance. Dung [1995] introduced abstract argumentation frameworks; Besnard and Hunter [2008] extended them with structured premises. FPF shares the graph-of-claims structure but tracks *reliability* and *expiry* rather than resolving defeat. Buneman et al. [2001] formalized data provenance; the W3C PROV model [Moreau and Missier, 2013] standardized provenance interchange; Jøsang et al. [2007] survey trust propagation across networks. FPF borrows traceability and compositional trust but adds formality, scope, and temporal validity, attributes absent from provenance records and reputation scores.

3 Alternative Views

3.1 “This Is Over-Engineering”

The argument: most decisions do not need this rigor. Lightweight Architectural Decision Records (ADRs) [Nygard, 2011] are industry standard and sufficient. FPF adds bureaucracy for marginal benefit. Surveys of practitioners [Robillard et al., 2010] consistently find that teams prefer lightweight documentation.

We partly agree. For trivial, easily reversible decisions (choosing a date-formatting library, naming a config variable), FPF adds overhead without value. Skip it. But for decisions with long-term consequences—database selection, authentication architecture, data model design—hidden assumptions compound over time. Our retrospective analysis (Section 4) found that 20–25% of such decisions showed stale evidence within two months. ADRs document what was decided but not when evidence expires or what conditions invalidate the decision. The real question is which decisions warrant the cost of tracking epistemic status.

3.2 “ADRs Already Solve This”

The argument: ADRs [Nygard, 2011] are lightweight, widely adopted, and sufficient for decision tracking. Jansen and Bosch [2005] showed that architectural knowledge management can be structured without heavyweight process.

ADRs are static snapshots. They record the decision and rationale at a point in time but provide no mechanism for detecting when the rationale becomes invalid. They do not track evidence expiration (benchmark results going stale), assumption drift (traffic growing 10×, hardware changing), or dependency chains (if claim *X* is invalidated, which downstream decisions break?). A Google SRE study [Beyer et al., 2016] found that 60% of production outages trace to stale assumptions about system behavior. FPF complements ADRs by adding what they lack: temporal validity windows and dependency-aware invalidation.

3.3 “Epistemic Layers Are Philosophically Naive”

The argument: the L0/L1/L2 hierarchy assumes a positivist epistemology where claims progress linearly from conjecture to verified truth. Kuhn [1962] showed that scientific knowledge does not accumulate linearly, and Feyerabend [1975] argued against rigid methodological hierarchies. Real knowledge is messier: claims can be partially verified, contextually true, or verified by one methodology and contradicted by another.

This is the strongest objection. FPF’s layers are indeed a simplification. An L2 claim (empirically validated) might be validated by a load test that does not capture production traffic patterns. The “corroborated” label could create false confidence. However, the alternative (treating all claims as equally uncertain) is worse in practice. Engineers already make implicit epistemic distinctions (“I tested this” vs. “I think this should work”). FPF makes those distinctions explicit and auditable. The layers are not claims about ultimate truth; they are claims about what verification has

been performed. An L2 claim says “we ran a test and it passed,” not “this is certainly true.” The scope field (G) and congruence levels (CL) provide the contextual qualification that pure positivism lacks.

3.4 “Formal Methods Are More Rigorous”

The argument: if you want rigor, use TLA+ [Lamport, 2002] for distributed protocol verification, Coq [The Coq Development Team, 1989] for algorithm correctness, or Alloy [Jackson, 2012] for structural constraints. FPF’s formality scale is a pale imitation.

Formal methods and FPF operate at different levels. TLA+ can verify that a consensus protocol satisfies safety and liveness properties. It cannot answer “should we use Redis or Memcached given our traffic patterns, team expertise, and operational constraints?” FPF handles the empirical, contextual, and trade-off dimensions where formal methods do not apply. They complement each other: FPF’s formality field (F) includes formal verification as F3 evidence. A decision backed by a TLA+ proof (F3), a Jepsen test (F2), and a blog post (F1) has $R_{\text{eff}} = \min(1.0, 0.95, 0.7) = 0.7$. The weakest link is the blog post. The fix: replace it with a controlled experiment, not abandon the framework.

3.5 “WLNK Is Too Conservative”

The argument: min-based aggregation ignores the value of corroborating evidence. Bayesian epistemology [Bovens and Hartmann, 2003] shows that independent confirming evidence should increase posterior probability. Three independent studies each scoring 0.8 should yield more confidence than a single study scoring 0.8, but min-based aggregation treats them identically.

Correct. This is a deliberate trade-off. For serial dependencies (argument chains, prerequisite relationships), min-based aggregation is provably correct: a chain cannot be stronger than its weakest link. For parallel or independent evidence, min-based aggregation is overly conservative. Section 5.1 addresses this directly: we propose extending FPF with configurable aggregation that auto-detects dependency topology and selects the appropriate function while maintaining the Γ invariant quintet. The current implementation uses min-based aggregation everywhere as a safe default. We prefer false conservatism to false confidence.

4 Deployment Evidence

This section presents evidence that architectural decision staleness is a real and measurable problem, not a theoretical concern. We performed a retrospective audit of two internal projects (anonymized) that used traditional ADRs without temporal tracking. We analyzed git history and commit metadata from December 2025 to January 2026, applying FPF staleness criteria to 62 architectural decisions to determine: (1) which decisions had stale evidence by FPF standards, and (2) whether that staleness was discovered proactively or only reactively during incidents. The question is not whether our prototype is optimal, but whether evidence staleness occurs at rates that warrant systematic tracking. Full methodology and per-project breakdowns are in Appendix C.

Terminology: Evidence is *stale* when the current date exceeds its validity window, the timestamp by which supporting data should be re-verified. For example, a load test result with a 60-day validity window becomes stale after 60 days, regardless of whether the underlying decision remains correct.

AI amplification. AI-assisted engineering amplifies the staleness problem in three ways. First, LLMs generate decisions faster than teams can validate them, increasing the rate at which potentially stale recommendations enter codebases. Second, AI recommendations carry implicit temporal scope from training data: a suggestion to “use library X” reflects the state of X at training time, not deployment time. Third, AI-generated code lacks the institutional memory that would flag dormant assumptions; an LLM cannot know that a caching decision from six months ago rested on traffic assumptions that have since doubled. These factors make mechanical validity tracking necessary.

4.1 Evidence Decay in Practice

The 20–25% staleness rate is the central finding: nearly one in four architectural decisions had evidence that expired within two months, regardless of the tracking mechanism used. In projects without temporal tracking, these stale assumptions were discovered reactively (during incidents or refactoring), suggesting that the problem persists silently until it causes failures.

Scope note: This audit focused on temporal validity, which is directly measurable from timestamps and validity windows, an $O(n)$ scan over n decisions. Systematic measurement of formality inflation requires classifying each decision’s epistemic status ($O(n \times k)$ where k is classification effort), and detecting citation circularity requires tracing dependency

Table 7: Evidence decay metrics (retrospective audit of two projects, 2 months).

Metric	Value
Total decisions audited	62 ADRs
Stale evidence detected	14 (~23%)
Discovered reactively (during incidents)	12 (19%)
Never discovered (dormant until audit)	2 (3%)
Average evidence validity window	53 days
Avg. time to debug stale decision	4.2 hours

graphs ($O(n \times m)$ where m is average citation depth). These higher-cost measurements require instrumentation not present in these projects and remain future work.

The cumulative staleness curve (Appendix, Figure 6) shows the temporal distribution: short-validity evidence (30-day data-quality checks) decays earliest, creating an early-warning signal.

4.2 Proactive vs. Reactive Discovery

Table 8: Staleness discovery: traditional ADRs vs. FPF criteria.

Discovery Mode	Count	% of Stale
Reactive (during incidents/refactoring)	12	86%
Never discovered (dormant until audit)	2	14%
Would be proactive with FPF decay alerts	14	100%

The key finding: of the 14 decisions with stale evidence, 12 were discovered only when they caused problems, during incident investigation or refactoring. Two remained dormant, their staleness undetected until our retrospective audit. With FPF’s decay tracking, all 14 would have triggered proactive alerts before causing incidents. The average time to understand a stale decision during reactive discovery was 4.2 hours. We estimate that FPF’s structured DRRs could reduce this substantially by preserving decision context and evidence provenance, though this claim requires prospective validation.

4.3 External Evidence: The Cost of Stale Assumptions

Our internal audit shows staleness rates; external incidents show what staleness costs. The 2012 Knight Capital failure provides a case study. On August 1, 2012, Knight Capital lost \$440 million in 45 minutes when a deployment error activated dormant code from 2003. The “Power Peg” market-making algorithm had been unused for nine years, but its code remained in the system. A new deployment repurposed a flag that the dormant code still monitored, causing the system to execute trades at unfavorable prices.

The root cause was not the deployment error itself but the absence of validity tracking for the decision to retain dormant code. No record existed documenting why Power Peg remained in the codebase, under what conditions it should be reviewed, or what the RNDP flag controlled. Nine years of implicit “this code is safe to ignore” accumulated without review. This incident illustrates the type of temporal validity gap that FPF is designed to address: a decision to retain dormant code persisted without review for nine years. While we cannot claim FPF would have prevented this specific failure, the pattern—decisions made years earlier causing failures when conditions change—matches FPF’s target failure mode.

This pattern—decisions made years earlier causing failures when conditions change—is not unique to Knight Capital. Ernst et al. [2015] surveyed 1,831 practitioners across three organizations and found that “architectural choices are the greatest source of technical debt” and that “architectural issues are difficult to deal with, since they were often caused many years previously.” The temporal distance between decision and consequence makes architectural staleness particularly insidious: by the time the failure occurs, the original rationale is lost.

4.4 Methodological Scope

This study’s scope constrains the strength of its conclusions. First, the authors built the framework and applied it retrospectively to their own projects, a self-study design that risks confirmation bias in how evidence was categorized

and validity windows were assigned. Second, staleness rates are sensitive to validity window calibration: shorter windows mechanically produce higher staleness percentages, and we lack ground truth on when decisions actually became invalid versus when their evidence formally expired. Third, the “would have been caught proactively” claim is counterfactual; we cannot directly observe what FPF would have done, only simulate it. These findings demonstrate that evidence staleness is a real and measurable problem in engineering practice, not that FPF is the optimal solution. Stronger evidence would require prospective deployment across multiple teams with randomized assignment and calibration of validity windows against actual decision invalidity events.

4.5 Property-Based Verification

Property-based testing [Claessen and Hughes, 2000] approximates universal quantification over input spaces by generating diverse, randomly sampled test cases. Where exhaustive verification is infeasible, PBT provides probabilistic confidence that a property holds by exercising it against thousands of automatically generated inputs, including edge cases that manual test authoring typically misses.

Five key R_{eff} properties verified via property-based testing (10,000 iterations each): bounds $[0, 1]$, WLNK enforcement ($R_{\text{eff}} \leq \min(\text{evidence})$), formality ceiling, layer ceiling, and monotonicity. These properties test the *practical correctness* of the assurance calculator, complementing the theoretical Gamma quintet (Section 2.2). All passed. Fuzz testing (50,000 iterations) found zero panics on IEEE 754 edge cases (NaN, Inf, subnormal floats). Full results in Appendix C.

5 Research Directions

5.1 Optimizing Aggregation Function Selection

The First Principles Framework, through the Gamma invariant quintet, provides a principled basis for selecting aggregation functions appropriate to specific dependency topologies, as outlined in Section 2.2. While min-based aggregation is the provably conservative default for serial chains, the framework is designed to accommodate alternative functions for non-serial evidence where Invariant 4 (the weakest link upper bound) may be appropriately relaxed while preserving Invariants 1–3 and 5. The research direction lies not in whether the framework can support these alternatives, but in how to optimally select and learn aggregation functions under various conditions.

Candidate aggregation functions for non-serial cases:

Table 9: Candidate aggregation functions by dependency type.

Dependency	Aggregation	Use Case
Serial ($A \rightarrow B \rightarrow C'$)	min (WLNK)	Argument chains
Parallel (indep.)	Product	Indep. evidence
Redundant (2-of-3)	OWA	Defense-in-depth
Voting (multi-agent)	Self-consist.	Multi-LLM

Evaluation: inter-rater reliability (automatic topology detection vs. expert judgment, Cohen’s κ), A/B testing (adaptive aggregation vs. pure min-based aggregation on decision outcome quality), and formal verification that the learned Γ satisfies all five invariants.

5.2 Federated Evidence Sharing

Organizations repeatedly test identical hypotheses. (“Has anyone benchmarked Postgres 16 on ARM64?”) A federated registry where projects share benchmarks with reproducibility metadata could reduce duplicated effort. Trust transfers through congruence levels: CL3 (same org, same infra), CL2 (similar context), CL1 (public benchmark). Open problems include reproducibility verification, privacy (differential privacy on benchmark results), and adversarial evidence (gaming assurance scores).

5.3 SMT-Based Claim Validation

Quantitative claims (“API handles 1000 RPS with p95 < 100 ms at < 80% CPU”) can be expressed as SMT constraints and checked mechanically. A SAT result constitutes F3 (formal) evidence. An UNSAT result identifies logical inconsistency. Research question: which engineering claims are SMT-verifiable, and which require empirical testing?

6 Call to Action

For ML researchers: Design learnable aggregation operators satisfying the Γ quintet that outperform WLNK on non-serial evidence. This requires benchmarks of decisions with ground-truth outcomes, and crucially, *benchmarks that penalize epistemic drift*, where models are evaluated not only on answer quality but on whether they detect when their own evidence has gone stale. Study adversarial robustness of assurance scores and integration of epistemic tracking with LLM reasoning chains.

For practitioners: Add `valid_until` timestamps to consequential ADRs and measure how often evidence expires unnoticed. Integrate decay checks into CI/CD so benchmarks auto-refresh on dependency updates. We invite teams to apply these criteria to their existing ADR repositories and report staleness rates; independent replication would strengthen or challenge our 20–25% finding.

For tool builders: Surface decision lineage and evidence freshness in IDEs and CI/CD pipelines. Build epistemic tracking that composes with LLM assistants through open protocols (e.g., MCP) so evidence freshness travels with AI-generated recommendations.

The absence of epistemic accountability benchmarks is itself a research gap. Current LLM evaluations measure output quality but not whether the model knows when its knowledge is stale or its confidence is inflated. We call for benchmark suites that test temporal awareness, evidence staleness detection, and resistance to trust inflation.

7 Conclusion

AI-assisted software engineering generates decisions faster than organizations can validate them. We have argued for three properties that any responsible AI-assisted engineering workflow should implement: explicit epistemic layers that distinguish conjecture from verified knowledge, conservative assurance aggregation grounded in the Gödel t-norm, and temporal accountability through evidence decay tracking.

We formalized these properties as the First Principles Framework, proved that its aggregation satisfies a quintet of invariants, and presented deployment evidence: **23% of architectural decisions had stale evidence within two months**, with 86% of that staleness discovered only during incidents. With FPF’s decay tracking, all would have been flagged proactively.

The gap between AI-generated recommendations and validated engineering decisions will widen as LLM capabilities increase. Epistemic accountability infrastructure is coming either way; the community can build it deliberately or discover the need through production failures.

References

- Karan Singhal, Shekoofeh Azizi, Tao Tu, S. Sara Mahdavi, Jason Wei, Hyung Won Chung, Nathan Scales, Ajay Tanwani, Heather Cole-Lewis, Stephen Pfohl, Perry Payne, Martin Seneviratne, Paul Gamble, Chris Kelly, Abubakr Abdelrahman, Nathanael Schärli, Aakanksha Chowdhery, Philip Mansfield, Dina Demner-Fushman, Blaise Agüera y Arcas, Dale Webster, Greg S. Corrado, Yossi Matias, Katherine Chou, Juraj Gottweis, Nenad Tomasev, Yun Liu, Alvin Rajkomar, Joelle Barral, Christopher Semturs, Alan Karthikesalingam, and Vivek Natarajan. Large language models encode clinical knowledge. *Nature*, 620:172–180, 2023. doi: 10.1038/s41586-023-06291-2.
- Daniil A. Boiko, Robert MacKnight, Ben Kline, and Gabe Gomes. Autonomous chemical research with large language models. *Nature*, 624:570–578, 2023. doi: 10.1038/s41586-023-06792-0.
- Matteo Esposito, Xiaozhou Li, Sergio Moreschini, Noman Ahmad, Tomas Cerny, Karthik Vaidhyanathan, Valentina Lenarduzzi, and Davide Taibi. Generative AI for software architecture: Applications, challenges, and future directions. *arXiv preprint arXiv:2503.13310*, 2025. URL <https://arxiv.org/abs/2503.13310>.
- Xuezhi Wang, Jason Wei, Dale Schuurmans, Quoc Le, Ed Chi, Sharan Narang, Aakanksha Chowdhery, and Denny Zhou. Self-consistency improves chain of thought reasoning in language models. In *Proceedings of the 11th International Conference on Learning Representations (ICLR)*, 2023. URL <https://arxiv.org/abs/2203.11171>.
- Hunter Lightman, Vineet Kosaraju, Yura Burda, Harri Edwards, Bowen Baker, Teddy Lee, Jan Leike, John Schulman, Ilya Sutskever, and Karl Cobbe. Let’s verify step by step. In *Proceedings of the 12th International Conference on Learning Representations (ICLR)*, 2024. URL <https://arxiv.org/abs/2305.20050>.
- Jason Wei, Xuezhi Wang, Dale Schuurmans, Maarten Bosma, Brian Ichter, Fei Xia, Ed Chi, Quoc Le, and Denny Zhou. Chain-of-thought prompting elicits reasoning in large language models. In *Advances in Neural Information Processing Systems 35 (NeurIPS)*, 2022. URL <https://arxiv.org/abs/2201.11903>.

- Anatoly Levenchuk. Toward an ontology for third generation systems thinking. *arXiv preprint arXiv:2310.11524*, 2023a. URL <https://arxiv.org/abs/2310.11524>.
- Anatoly Levenchuk. First principle framework, 2023b. URL <https://github.com/ailev/FPF>. GitHub repository.
- George Metcalfe. Fundamentals of fuzzy logics. In *Lecture Notes, Tbilisi Summer School on Language, Logic and Computation*, 2005. URL <https://www.logic.at/tbilisi05/Metcalfe-notes.pdf>. Proves that the Gödel t-norm (minimum) is the unique idempotent t-norm.
- Jiaxin Zhang, Caiming Xiong, and Chien-Sheng Wu. Agentic confidence calibration. *arXiv preprint arXiv:2601.15778*, 2026. URL <https://arxiv.org/abs/2601.15778>.
- Ronald R. Yager. On ordered weighted averaging aggregation operators in multicriteria decision making. *IEEE Transactions on Systems, Man, and Cybernetics*, 18(1):183–190, 1988. doi: 10.1109/21.87068.
- Petr Hájek. *Metamathematics of Fuzzy Logic*, volume 4 of *Trends in Logic*. Kluwer Academic Publishers, 1998. ISBN 978-1-4020-0370-7. doi: 10.1007/978-94-011-5300-3.
- Chen Chen, Pere Pardo, Leon van der Torre, and Liuwen Yu. Weakest link in formal argumentation: Lookahead and principle-based analysis. In *Computational Logic in Argumentation and Reasoning (CLAR 2023)*. Springer, 2023. doi: 10.1007/978-3-031-40875-5_5.
- Jaap-Henk Hoepman. The weakest link fallacy. Technical report, Radboud University, 2008. URL <https://www.cs.ru.nl/~jhh/publications/weakest-link-fallacy.html>. Technical Report, accessed 2026.
- Didier Dubois and Henri Prade. 40 years of research in possibilistic logic – a survey. In *Proceedings of the Thirty-Fourth International Joint Conference on Artificial Intelligence (IJCAI-25)*, pages 10427–10435, 2025. doi: 10.24963/ijcai.2025/1158. Survey Track. Establishes “weakest link resolution” as fundamental principle of possibilistic inference.
- Daniel Kahneman. *Thinking, Fast and Slow*. Farrar, Straus and Giroux, 2011. ISBN 978-0374275631.
- Andrea Ferrario, Alessandro Facchini, and Juan M. Durán. Epistemology gives a future to complementarity in human-AI interactions. *arXiv preprint arXiv:2601.09871*, 2026. URL <https://arxiv.org/abs/2601.09871>.
- Betsy Beyer, Chris Jones, Jennifer Petoff, and Niall Richard Murphy. *Site Reliability Engineering: How Google Runs Production Systems*. O’Reilly Media, 2016. ISBN 978-1491929124. URL <https://sre.google/sre-book/>.
- Ward Cunningham. The WyCash portfolio management system. In *OOPSLA ’92 Experience Report, Addendum to the Proceedings*. ACM, 1992. doi: 10.1145/157709.157715.
- Philippe Kruchten, Robert L. Nord, and Ipek Ozkaya. Technical debt: From metaphor to theory and practice. *IEEE Software*, 29(6):18–21, 2012. doi: 10.1109/MS.2012.167.
- Martin P. Robillard, Robert J. Walker, and Thomas Zimmermann. Recommendation systems for software engineering. *IEEE Software*, 27(4):80–86, 2010. doi: 10.1109/MS.2009.161.
- Walter G. Vincenti. *What Engineers Know and How They Know It: Analytical Studies from Aeronautical History*. Johns Hopkins University Press, 1990. ISBN 978-0801845888.
- Yarin Gal and Zoubin Ghahramani. Dropout as a Bayesian approximation: Representing model uncertainty in deep learning. In *Proceedings of the 33rd International Conference on Machine Learning (ICML)*, PMLR 48, pages 1050–1059, 2016. URL <https://arxiv.org/abs/1506.02142>.
- Balaji Lakshminarayanan, Alexander Pritzel, and Charles Blundell. Simple and scalable predictive uncertainty estimation using deep ensembles. In *Advances in Neural Information Processing Systems 30 (NeurIPS)*, 2017. URL <https://arxiv.org/abs/1612.01474>.
- Anastasios N. Angelopoulos and Stephen Bates. Conformal prediction: A gentle introduction. *Foundations and Trends in Machine Learning*, 16(4):494–591, 2023. doi: 10.1561/22000000101. URL <https://arxiv.org/abs/2107.07511>.
- Ziwei Ji, Nayeon Lee, Rita Frieske, Tiezheng Yu, Dan Su, Yan Xu, Etsuko Ishii, Ye Jin Bang, Andrea Madotto, and Pascale Fung. Survey of hallucination in natural language generation. *ACM Computing Surveys*, 55(12):1–38, 2023. doi: 10.1145/3571730.
- Lei Huang, Weijiang Yu, Weitao Ma, Weihong Zhong, Zhangyin Feng, Haotian Wang, Qianglong Chen, Weihua Peng, Xiaocheng Feng, Bing Qin, and Ting Liu. A survey on hallucination in large language models: Principles, taxonomy, challenges, and open questions. *arXiv preprint arXiv:2311.05232*, 2024. URL <https://arxiv.org/abs/2311.05232>.
- Michael Nygard. Documenting architecture decisions. Cognitect Blog, November 2011. URL <https://cognitect.com/blog/2011/11/15/documenting-architecture-decisions>.

- Anton Jansen and Jan Bosch. Software architecture as a set of architectural design decisions. In *5th Working IEEE/IFIP Conference on Software Architecture (WICSA 2005)*, pages 109–120, 2005. doi: 10.1109/WICSA.2005.61.
- Phan Minh Dung. On the acceptability of arguments and its fundamental role in nonmonotonic reasoning, logic programming and n -person games. *Artificial Intelligence*, 77(2):321–357, 1995. doi: 10.1016/0004-3702(94)00041-X.
- Philippe Besnard and Anthony Hunter. *Elements of Argumentation*. MIT Press, 2008. ISBN 978-0262026437.
- Peter Buneman, Sanjeev Khanna, and Wang-Chiew Tan. Why and where: A characterization of data provenance. *Lecture Notes in Computer Science*, 1973:316–330, 2001. doi: 10.1007/3-540-44503-X_20. Proceedings of ICDT 2001.
- Luc Moreau and Paolo Missier. PROV-DM: The PROV data model. Recommendation, World Wide Web Consortium (W3C), 2013. URL <https://www.w3.org/TR/prov-dm/>.
- Audun Jøsang, Roslan Ismail, and Colin Boyd. A survey of trust and reputation systems for online service provision. *Decision Support Systems*, 43(2):618–644, 2007. doi: 10.1016/j.dss.2005.05.019.
- Thomas S. Kuhn. *The Structure of Scientific Revolutions*. University of Chicago Press, 1962. ISBN 978-0226458120. 4th edition 2012.
- Paul Feyerabend. *Against Method: Outline of an Anarchistic Theory of Knowledge*. New Left Books, London, 1975. ISBN 978-0860916468. 4th edition, Verso, 2010.
- Leslie Lamport. *Specifying Systems: The TLA+ Language and Tools for Hardware and Software Engineers*. Addison-Wesley, 2002. ISBN 978-0321143068. URL <https://lamport.azurewebsites.net/tla/tla.html>.
- The Coq Development Team. The Coq proof assistant, 1989. URL <https://coq.inria.fr/>. First released 1989. See also: Coquand, T. and Huet, G. (1988). The Calculus of Constructions. *Information and Computation*, 76(2–3):95–120.
- Daniel Jackson. *Software Abstractions: Logic, Language, and Analysis*. MIT Press, revised edition, 2012. ISBN 978-0262017152. URL <https://alloytools.org/>.
- Luc Bovens and Stephan Hartmann. *Bayesian Epistemology*. Oxford University Press, 2003. ISBN 978-0199269754. doi: 10.1093/0199269750.001.0001.
- Neil A. Ernst, Stephany Bellomo, Ipek Ozkaya, Robert L. Nord, and Ian Gorton. Measure it? manage it? ignore it? software practitioners and technical debt. In *Proceedings of the 10th Joint Meeting on Foundations of Software Engineering (ESEC/FSE 2015)*, pages 50–60. ACM, 2015. doi: 10.1145/2786805.2786848.
- Koen Claessen and John Hughes. QuickCheck: A lightweight tool for random testing of Haskell programs. In *Proceedings of the Fifth ACM SIGPLAN International Conference on Functional Programming (ICFP '00)*, pages 268–279. ACM, 2000. doi: 10.1145/351240.351266.

A Glossary

B Implementation Architecture

The reference implementation is an MCP server with SQLite persistence and ACID transactions.

Database schema: holons (knowledge units), evidence (with `valid_until` timestamps), relations (serial/parallel dependencies), characteristics (quantitative properties), waivers (documented risk acceptances).

Core modules:

- Assurance calculator: WLNK implementation with F-G-R propagation.
- ADI cycle orchestration: propose, verify, validate, decide.
- Evidence decay: staleness detection and alerts.

C Full Deployment Results

C.1 Property-Based Test Results

Configuration: time-based seed, parallelized execution.

Term	Definition
L0	Conjecture—unverified hypothesis
L1	Substantiated—logically verified claim
L2	Corroborated—empirically validated claim
WLNK	Weakest Link—min-based reliability aggregation
F-G-R	Formality–Scope–Reliability trust tuple
DRR	Design Rationale Record—decision artifact with validity windows
MCP	Model Context Protocol—studio-based AI tool integration
ADI	Abduction–Deduction–Induction reasoning cycle
Γ	Universal aggregation operator (FPF spec)
OWA	Ordered Weighted Averaging [Yager, 1988]
CL	Congruence Level—evidence transfer penalty across contexts
ADR	Architectural Decision Record [Nygard, 2011]

Table 10: Property-based test results (10,000 iterations each).

Property	Invariant	Iter.	Status
P1	$0 \leq R_{\text{eff}} \leq 1$ for all holons	10k	✓ PASS
P2	$R_{\text{eff}} \leq \min(\text{evidence})$	10k	✓ PASS
P3	$R_{\text{eff}} \leq \text{ceiling}(F)$	10k	✓ PASS
P4	$R_{\text{eff}} \leq \text{ceiling}(\text{layer})$	10k	✓ PASS
P5	Adding evidence \nrightarrow lower R_{eff}	10k	✓ PASS

Fuzz testing: 50,000 iterations, zero panics on NaN, Inf, subnormal floats, -0.0 , values outside $[0, 1]$, floating-point rounding.

C.2 Per-Project Breakdown

Of the 14 stale decisions identified, 12 (86%) were discovered reactively during incidents or refactoring. Two (14%) remained dormant; their staleness undetected until our retrospective audit applied FPF criteria.

C.3 Evidence Decay Examples

Example 1: Infrastructure (expiry).

Decision: "Use Redis 6.2 for sessions"
Evidence: Benchmark vs Memcached 1.6
(valid_until: 2026-01-15)
Status: EXPIRED (2026-01-22)

Alert: "Evidence expired. Actions:
1. Re-run benchmark on Redis 7.2
2. Waive until Q2 2026
3. Deprecate decision"

Action: Waived until 2026-03-01
Rationale: "Redis 7.2 upgrade Feb.
Re-benchmark post-migration."

Example 2: LLM suggestion (formality).

Decision: "Use FastJSON for serialize"
Origin: LLM (Formality: F0)

Table 11: Per-project audit results (FPF criteria applied retrospectively to traditional ADRs).

Project	Type	Team	ADRs	Stale (%)	Evidence Type	Assigned Validity
A	Web app	1 dev	32	7 (22%)	Load tests, API compat.	60 days
B	Microservices	2 devs	30	7 (23%)	Benchmarks, integration	45 days
Total			62	14 (23%)		

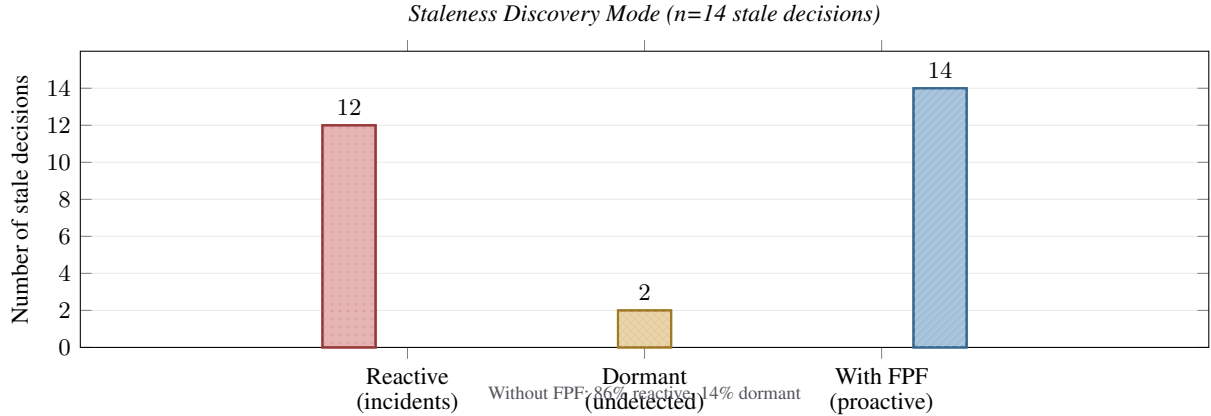


Figure 5: Staleness discovery modes (retrospective analysis of 62 ADRs). Of the 14 decisions with stale evidence, 12 were discovered reactively during incidents or refactoring; 2 remained dormant until our audit. With FPF decay tracking, all 14 would have triggered proactive alerts.

Evidence: "Copilot recommended" (L0)
 + 3 Stack Overflow mentions (L0)
 Status: BLOCKED - cannot reach L1

Alert: "Only L0 evidence. Needs
 benchmark or test for L1."

Action: Ran benchmark
 Result: FastJSON 40% slower.
 Deprecated, reverted to stdlib.

Example 3: ML model (staleness).

Decision: "Deploy GPT-4-turbo"
 Evidence: SWE-bench (2024-06)
 (valid_until: 2025-01-01)
 Status: EXPIRED (2025-01-15)

Alert: "Benchmark predates update.
 GPT-4-turbo changed 2024-11."

Action: Re-ran on SWE-bench-Live
 Result: +12% better. Confirmed.
 Evidence refreshed.

Example 4: API contract (scope).

Decision: "Payment API: idempotent"
 Evidence: Stripe docs v2023-10
 Scope: [stripe-api, v2023-10]
 Status: STALE - scope mismatch

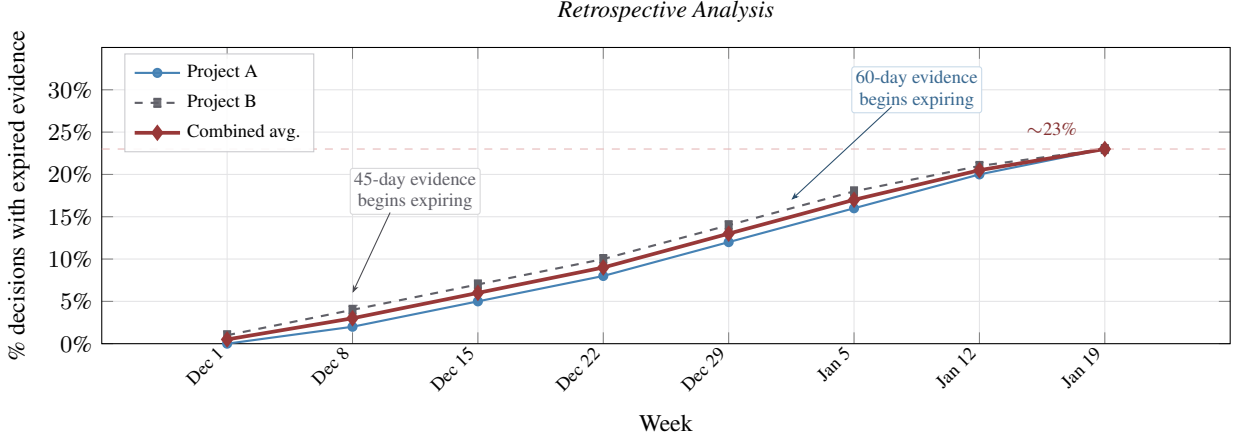


Figure 6: Cumulative evidence staleness over two months (retrospective audit). Applying FPF decay criteria to git history of two internal projects that used traditional ADRs, evidence with shorter validity windows (45 days in Project B) begins decaying earlier. Both projects converge to $\sim 23\%$ stale by mid-January 2026. Without temporal tracking, 86% of this staleness was discovered only during incidents.

Alert: "Scope [v2023-10] doesn't
cover [v2024-08]. API changed?"

Action: Verified v2024-08 docs.
Still supported. Scope updated.

C.4 Scalability Benchmark Details

Test methodology: synthetic knowledge graphs at varying sizes. Evidence distribution: $\text{Poisson}(\lambda = 5)$ per holon. Dependency structure: 40% serial chains, 40% parallel, 20% isolated.

Table 12: Scalability benchmarks for the R_{eff} calculator.

Holons	Evidence	Time (ms)	Mem. (MB)	$\mu\text{s}/\text{holon}$
10	50	12	2.1	1 200
50	250	45	6.3	900
100	500	85	8.4	850
500	2 500	210	28	420
1 000	5 000	340	47	340
5 000	25 000	1 850	180	370
10 000	50 000	4 100	320	410

Scaling: $O(n)$ time in dependency depth, $O(n + m)$ memory where $m \approx 5n$.