

Pattern Formation in Excitable Neuronal Maps

DIVYA D. JOSHI, TRUPTI R. SHARMA and PRASHANT M. GADE*

Department of Physics, Rashtrasant Tukadoji Maharaj Nagpur University, Amravati Road, Nagpur, India- 440033

*Corresponding author. E-mail: prashant.m.gade@gmail.com

Abstract. Coupled excitable systems can generate a variety of patterns. In this work, we investigate coupled Chialvo maps in two dimensions under two types of nearest-neighbor couplings. One coupling produces ring-like patterns, while the other produces spirals. The rings expand with increasing coupling, whereas spirals evolve into turbulence and dissipate at stronger coupling. To quantify these patterns, we introduce an analogue of the discriminant of the velocity gradient tensor and examine the persistence of its sign. For ring-type patterns, the persistence decays more slowly than exponentially, often following a power law or stretched exponential. When spiral structures remain intact, persistence saturates asymptotically and can exhibit superposed periodic oscillations, suggesting complex exponents at early times. These behaviors highlight deep connections with the underlying dynamics.

Keywords. Coupled maps, Pattern formation, Chialvo map, spiral, ring

1. Introduction

Excitable media provide another pathway to pattern formation, through the propagation of self-generated waves. This behaviour is characterized by the existence of a threshold of activation. Small fluctuations in the resting state of the system rapidly decay without having an effect on the system. Only strong stimulus, *i.e.*, one which exceeds the threshold is able to make the system switch to another state distinct from the rest state, termed the ‘activated’ or ‘excited’ state. Once an element in this system reaches its excited state, stays there only for a finite duration before slowly returning back to its equilibrium resting state within a time interval known as the ‘refractory period’. Wave patterns formed by excitable media play a very important role in physical, chemical, or biological processes. In excitable media, wave pattern formed by self-organization represents a broad and intensively developed field of study in nonlinear dynamical systems and has important potential applications, *e.g.* in cardiology [1, 2, 3, 4].

Specifically, the phenomenon of patterns of excitation is a characteristic feature of spatially extended excitable media. Spatial patterns in an excitable system arise from a distinct property of mutual annihilation on collision of interacting excitation waves. These spatial patterns are referred to variously as ‘reentrant excitations’(1-D), ‘vortices or spiral waves’(2-D) and ‘scroll waves’(3-D) [5]. In particular, the dynamics of spiral waves can be described accurately by closely related excitable models. Under certain circumstances, the singularity defining the vortex of the spiral wave

can itself drift in space over time. If at any time this meandering motion brings it close to another region of the spiral, the two wavefronts collide and mutually annihilate. This results in multiple free ends of the wavefronts, each of which eventually curls around, forming several coexisting spiral waves. Thus instabilities in the spiral waves can lead to a state characterized by many coexisting small spirals, which is a manifestation of spatiotemporal chaos often termed turbulence [6]. Such a state has not only been observed in the real systems but also been associated with clinical conditions, such as arrhythmias which are pathological deviations from the normal rhythmic activity of the heart. A certain type of arrhythmia, tachycardia, during which heart tissue is activated at an abnormally rapid rate, is related to the genesis of spiral waves. It was realized that spiral breakup and subsequent irregular activity correspond to cardiac fibrillation, during which the heart effectively stops pumping blood and can be fatal unless controlled within minutes [7]. Thus the studies in formation and control of these patterns have well-defined applications.

Rigidly rotating spirals, critical fingers and wave segments are commonly moving patterns in excitable 2-D media. But the most investigated are spiral waves, used as a paradigmatic example of self-organization [3]. Wave segments are unstable, but can be stabilized by applying appropriate feedback to excitable media [8]. They define a separatrix between spiral wave behaviour and contracting wave segments [9]. Unbounded wave segments(critical fingers) lie on the asymptote of the separatrix, defining the boundary between excitable and subexcitable media [10, 11].

Excitable media shows self-sustained wave propagation of various geometries. Excitation pulse may be circulated along closed one dimensional ring. Most theoretical interest has focused on the study of spiral waves and scroll waves in excitable media. However, there are fewer observations of formation of expanding rings in a 2D medium. If a stable pulsating spot or stationary spot appears in 1D, we can observe an expanding or stationary ring in two dimensions[12]. Such patterns have been observed experimentally[13, 14]. This is considered an extension of travelling waves in 1D systems[15]. Expanding rings are susceptible to noise if the velocity is small[12] and transform into labyrinthine patterns. We shall not consider the impact of noise in this work. It has been argued that scroll rings can be conveniently created from expanding circular rings[16]. Such expanding rings in excitable medium are also studied in [17] using a simple automaton model for dynamics. Different automaton models of expanding rings are reviewed and compared in [18].

Pattern formation in one-dimensional coupled map lattices has often been quantified using quantifiers such as synchronization error or flip rate or persistence [19, 20, 21]. The underlying map is also one-dimensional and the reference is the fixed point. However, for two-dimensional systems a single point cannot divide the phase space into two parts and a new quantifier is needed. Taking inspiration from a quantifier introduced in the context of turbulence [22], we introduce a discretized version of the Okubo-Weiss order parameter.

2. Model

Along with continuous-time models, for the study of neural activity, discrete time models have been recently used. Among discrete models the system suggested by Chialvo [23] is well known. The system proposed by Chialvo is,

$$\begin{aligned} x_{n+1} &= f(x_n, y_n) = x_n^2 \exp(y_n - x_n) + k, \\ y_{n+1} &= g(x_n, y_n) = ay_n - bx_n + c. \end{aligned} \quad (1)$$

where, x_n acts as activation variable and y_n as a recovery-like variable. Subscript n represents iteration steps. The model includes four parameters. The parameter k acts as a constant bias or as a time-dependent additive perturbation. For $x = 0$ the fixed point of recovery variable is determined by three parameters: a , the time constant of recovery ($a < 1$); b , the activation-dependence of recovery process ($b < 1$), and offset c . The map is rich in dynamics from oscillatory to chaotic. We study coupled map lattice where dynamics on each site are defined by an excitable map introduced by Chialvo. The coupled

map lattice with two different types of coupling is defined as;

Nonlinear coupling:

$$\begin{aligned} x_{t+1}^{i,j} &= (1 - \epsilon)f(x_t^{i,j}, y_t^{i,j}) \\ &\quad + \frac{\epsilon}{4}((f(x_t^{i-1,j}, y_t^{i-1,j}) + f(x_t^{i,j-1}, y_t^{i,j-1}) \\ &\quad + f(x_t^{i+1,j}, y_t^{i+1,j}) + f(x_t^{i,j+1}, y_t^{i,j+1})), \\ y_{t+1}^{i,j} &= g(x_t^{i,j}, y_t^{i,j}). \end{aligned} \quad (2)$$

We also study strongly nonlinear coupling given below.

Nonlinear quadratic coupling:

$$\begin{aligned} x_{t+1}^{i,j} &= (1 - \epsilon)f(x_t^{i,j}) \\ &\quad + \frac{\epsilon}{4}((f(x_t^{i-1,j}, y_t^{i-1,j}) + f(x_t^{i,j-1}, y_t^{i,j-1}) \\ &\quad + f(x_t^{i+1,j}, y_t^{i+1,j}) + f(x_t^{i,j+1}, y_t^{i,j+1}))^2, \\ y_{t+1}^{i,j} &= g(x_t^{i,j}, y_t^{i,j}). \end{aligned} \quad (3)$$

In the above definitions, i and j represent the index of each neuron in a square lattice and t is the time-step. We define a few more quantities as;

$$\begin{aligned} d_i(i, j)|_t &= g(x_t^{i+1,j}, y_t^{i+1,j}) - g(x_t^{i,j}, y_t^{i,j}) \\ d_j(i, j)|_t &= g(x_t^{i,j+1}, y_t^{i,j+1}) - g(x_t^{i,j}, y_t^{i,j}) \\ d_{ii}(i, j)|_t &= (d_i(i+1, j)|_t - d_i(i-1, j)|_t)|_t \\ d_{ji}(i, j)|_t &= (d_j(i, j+1)|_t - d_j(i, j-1)|_t)|_t \\ d_{ij}(i, j)|_t &= (d_j(i+1, j)|_t - d_j(i-1, j)|_t)|_t \\ d_{jj}(i, j)|_t &= (d_j(i, j+1)|_t - d_j(i, j-1)|_t)|_t \end{aligned} \quad (4)$$

where d is the analogue of velocity gradient tensor [22]. We define discriminant of d as an analog of the Okubo-Weiss parameter:

$$\Gamma_t^{i,j} = ((d_{ii}(i, j) + d_{jj}(i, j))^2 - 4(d_{ii}(i, j)d_{jj}(i, j) - d_{ji}(i, j)d_{ij}(i, j))|_t. \quad (5)$$

We investigate plots of the field of $x(i, j)$ for various values of ϵ . We studied its persistence for different coupling for $\Gamma(i, j)$. If $\Gamma_0(i, j) > 0$ and $\Gamma_t(i, j) > 0$ for all $t \leq T$, it is persistent till time T . Similarly If $\Gamma_0(i, j) < 0$ and $\Gamma_t(i, j) < 0$ for all $t \leq T$, it is persistent till time T . In other words, the fraction of sites (i, j) that have not changed the sign of $\Gamma^{i,j}$ even once till time T is persistence at time T . Obviously, this is a monotonically decreasing function. For the Chialvo map, in the case of nonlinear coupling the variation of $\Gamma_t(i, j)$ shows ring pattern and persistence decay as power law for intermediate range of couplings. For nonlinear quadratic coupling, pattern is spiral and persistence decays as stretched exponentially with asymptotic saturation and could decay as a stretched exponential for larger coupling.

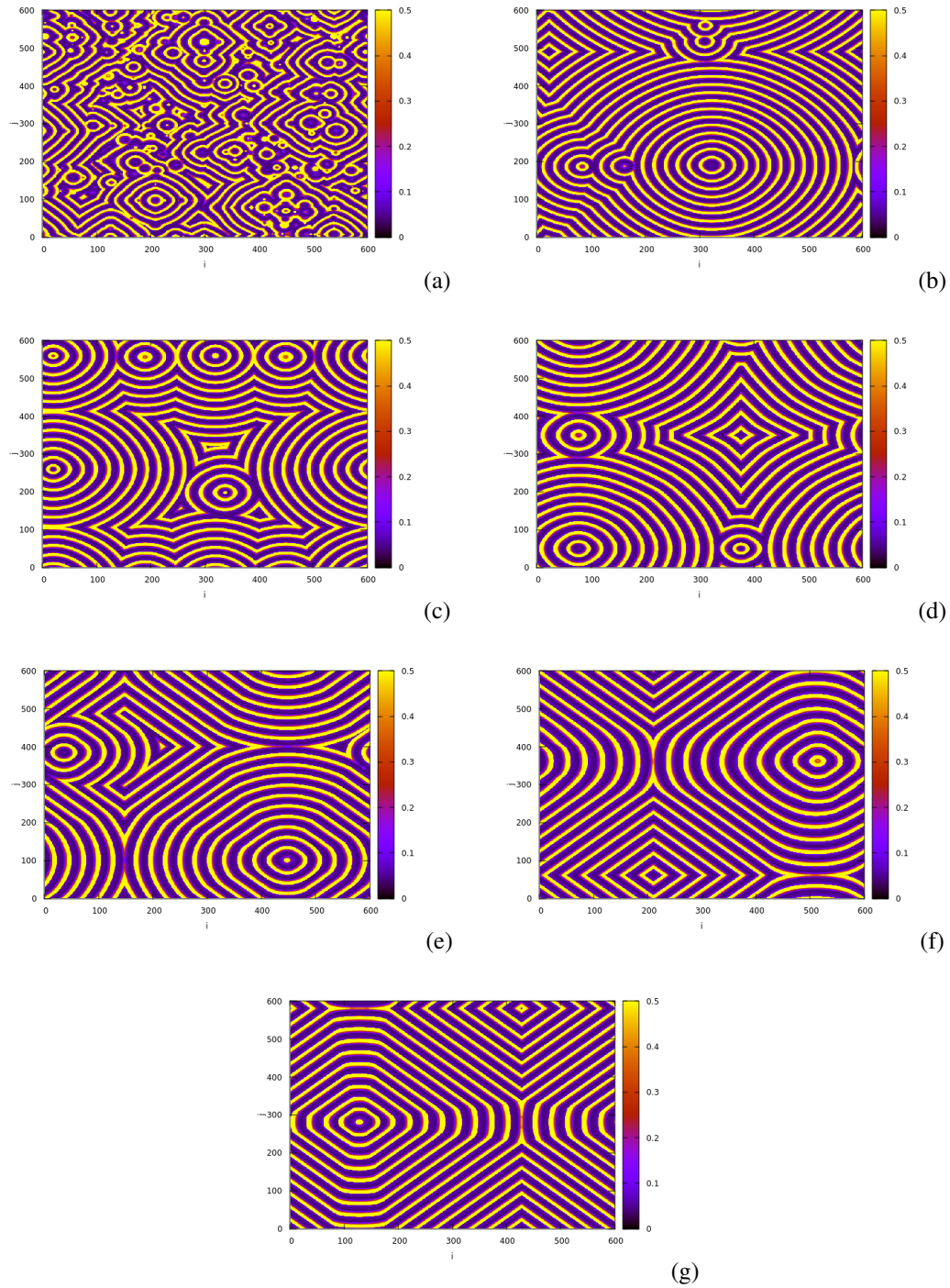


Figure 1: Field of $x(i, j)$ at $t = 8 \times 10^5$ for $\epsilon = 0.2, 0.3 \dots 0.8$ for nonlinear coupling.

3. Simulation and Results

We simulate the Chialvo map for parameter values $k = 0.03$, $a = 0.89$, $b = 0.18$ and $c = 0.28$ for two types of coupling *i.e.*, nonlinear coupling and nonlinear quadratic coupling. We plot the field of Γ for various values of ϵ at $t = 10^4$ to observe different patterns and study its persistence for two different couplings.

3.1 Ring patterns

For nonlinear coupling, the field of $x(i, j)$ for various values of ϵ at $t = 10^4$ shows a ring pattern (Fig. 1). As we increase ϵ from 0.2 to 0.8 the rings observed at the same time are bigger in size. No pattern is observed for lower values $\epsilon = 0.05$ and 0.1. For $0.2 \leq \epsilon \leq 0.8$, rings become fewer and bigger in size. In each case, we studied the variation of persistence $P(t)$ as a function of time t . For a range of values of ϵ , persistence shows power-law behaviour (Fig. 2). Let $P_+(t)$ be fraction of persistent sites such that $\Gamma_0(i, j) > 0$ and $P_-(t)$ be fraction of persistent sites such that $\Gamma_0(i, j) < 0$. Clearly, $P(t) = P_+(t) + P_-(t)$. We observe that $P_-(t)$ drops to zero very rapidly and the behavior of $P(t)$ is dominated by $P_+(t)$.

The decay of persistence is slower than exponential in all cases. It is stretched exponential for smaller and larger values of ϵ . For an intermediate range of ϵ , we observe a power-law decay. We have demonstrated stretched exponential decay by plotting $(t/t_c - 1)^\beta$ versus $P(t)$ on semilogarithmic scale in Fig. 2 for $\epsilon = 0.2, 0.3, 0.7$ and 0.8. For $\epsilon = 0.4, 0.5$ and 0.6, we have plotted $P(t)$ as a function of t on a logarithmic scale. After a certain initial transient, a clear power-law is observed over 4 decades. In these cases $P(t) \propto t^{-\gamma}$ and $\gamma = 1.7$ for $\epsilon = 0.4$ and 0.5 and 1.8 for $\epsilon = 0.6$. The only distinction between the patterns in Fig. 1(c), d), and e) corresponding to the power-law decay is the following. In this case, in some places, the patterns can be concave in the gap between two ring patterns. On the other hand, the patterns are always convex and the rings from different centres smoothly overlap in other cases.

3.2 Spiral patterns

For nonlinear quadratic coupling the field of $x(i, j)$ for various values of ϵ at $t = 10^4$, shows a spiral pattern (Fig. 4). As we increase ϵ from 0.05 to 0.8 there is a transition from a stable spiral to the state of turbulence.

We plot the persistence, $P(t)$ as a function of time t (Fig. 5). Persistence does not decay as power-law in any case for spiral patterns. Persistence decays as a stretched exponential in all cases *i.e.* as $\exp(-At^\beta)$. A

has dimension of $1/t^\beta$. The values of β are 0.8, 1, 0.8, 0.9, 0.2, 0.5, 0.7 and 0.9 for $\epsilon = 0.05, 0.1, 0.2, 0.3, 0.4, 0.5, 0.6, 0.7, 0.8$. For $\epsilon = 0.05, 0.1$ and 0.2 initial decay is superposed by periodic oscillations at early times. It saturates asymptotically for ϵ ranging from 0.05 to 0.4. This indicates that certain patterns are frozen and do not move over the time period of observation. We observe oscillations over and above an exponential for small values of ϵ only. For larger values of ϵ , it does not saturate. This correlates well with the breakdown of spiral structures for larger values of ϵ . For $\epsilon > 0.4$, we observe large laminar regions that allow small spiral structures to move, leading to persistence decay.

4. Discussion

Persistence has been defined and studied in one-dimensional coupled map lattices where each map is one-dimensional [24, 25]. Several such studies have been carried out in the context of transition to synchronized or absorbing state, synchronized periodic state, coarse-grained synchronization as well as the transition to zigzag pattern [20, 26, 27, 28, 29]. Often, we observe a power-law in persistence at the critical point and the exponents match directed percolation, Ising or directed Ising class. A new universality class is also observed in this context [26] and is modeled using the cellular automata model [30].

Since a single point cannot split the phase space in two in higher dimensions, unlike in a one-dimensional situation, this definition is inapplicable to two-dimensional maps. Therefore, a fresh definition is needed. There are singularities in the “flow”, and the singularity may be surrounded by ring or spiral patterns. In the context of turbulence, these singularities have been measured using the Okubo-Weiss parameter inspired by the work in [22]. To quantify them, we use the same parameter. In particular, we study sign persistence of this quantity.

In this study, we examine two different kinds of linked neural maps. Two asymptotic pattern types—ring and spiral—are discernible. We define the discretized version of the Okubo-Weiss parameter and study persistence in the sign of this quantity. For spiral patterns and small coupling, we observe oscillations over exponential decay indicating a complex exponent. In this case, the pattern is frozen over the observed time period and the persistence saturates. For higher coupling, the persistence does not saturate and decays as stretched exponential. When the spiral patterns break and the laminar region percolates through space, there is space for spiral defects to move leading to decay of persistence eventually. For ring patterns, persistence decays slower than exponential for all values of coupling. For

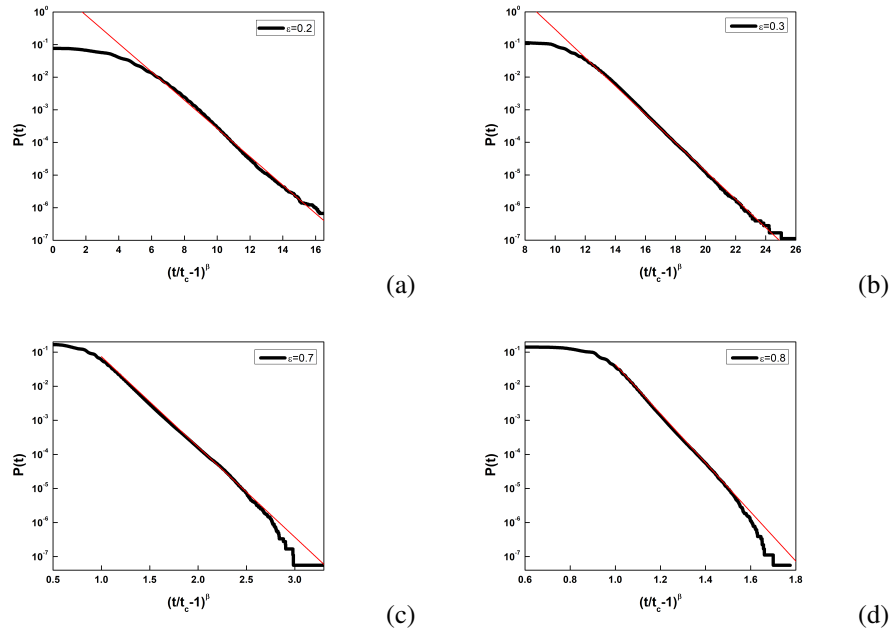


Figure 2: Persistence $P(t)$ as a function of $(t/t_c - 1)^\beta$ on a log-normal scale for $\epsilon = 0.2, 0.3, 0.7, 0.8$ with $t_c = 125$. It is stretched exponential $P(t) = B \exp(A(t/t_c - 1)^\beta)$. An appropriate fit is shown by the red line. a) For $\epsilon = 0.2$, $\beta = 0.36$, $A = 5.7$ and $B = 5.9$. b) For $\epsilon = 0.3$, $\beta = 0.12$, $A = 11.7$ and $B = 6500$ c) For $\epsilon = 0.7$, $\beta = 0.2$, $A = 6.1$ and $B = 33$ d) For $\epsilon = 0.8$, $\beta = 0.1$, $A = 16.6$ and $B = 700000$.

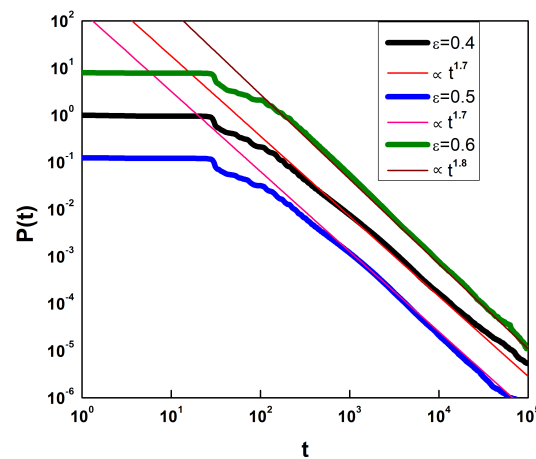


Figure 3: Persistence $P(t)$ as a function of t for $\epsilon = 0.4, 0.5$ and 0.6 on a log-log scale. The Y-axis is multiplied by arbitrary constants for better visibility.

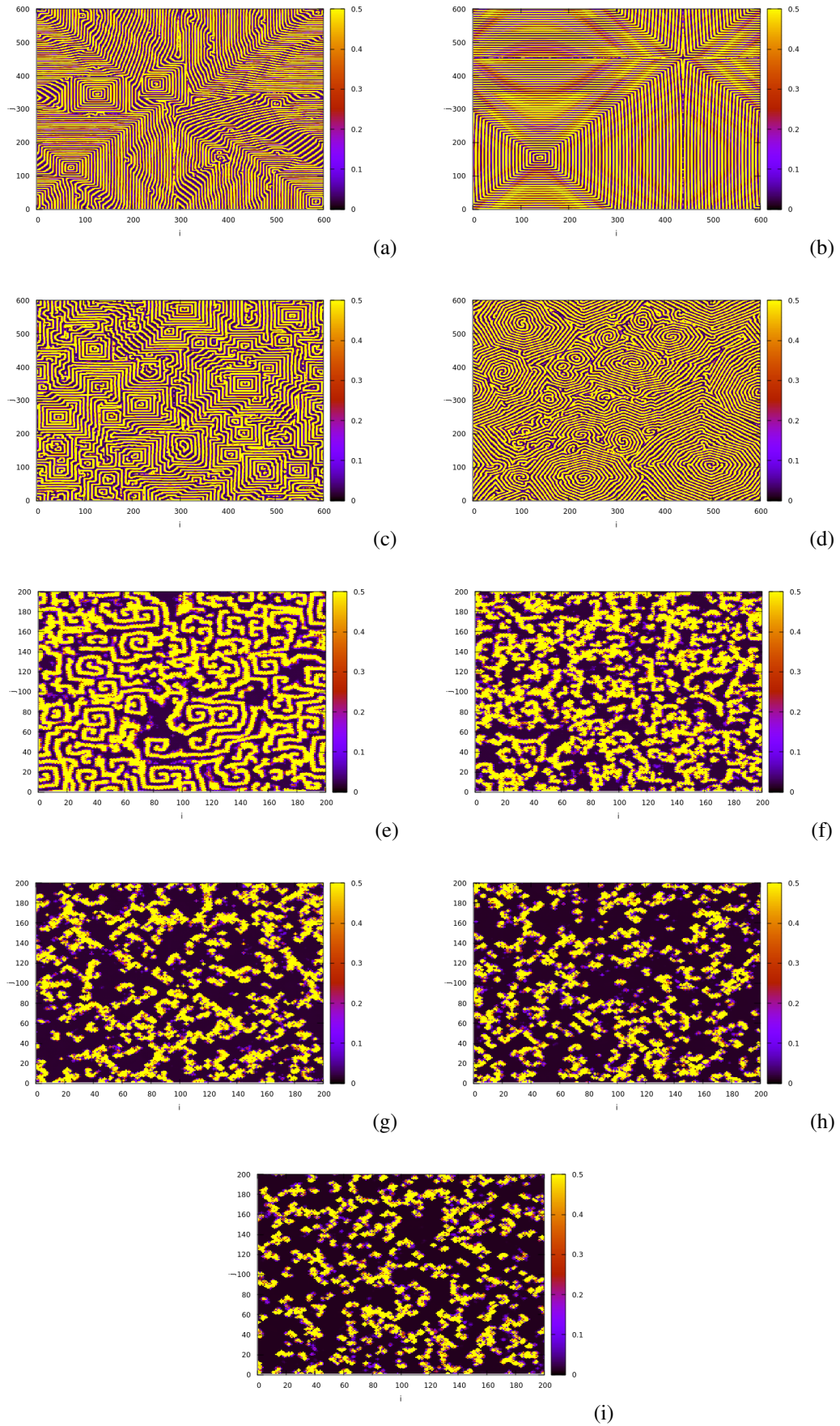


Figure 4: Field of $x(i, t)$ for a) $\epsilon = 0.05$, b) $\epsilon = 0.1$, c) $\epsilon = 0.2$, d) $\epsilon = 0.3$, e) $\epsilon = 0.4$, e) $\epsilon = 0.5$, f) $\epsilon = 0.6$ g) $\epsilon = 0.7$ and h) $\epsilon = 0.8$ for nonlinear quadratic coupling at $t = 10^5$. Spirals start breaking for $\epsilon > 0.4$

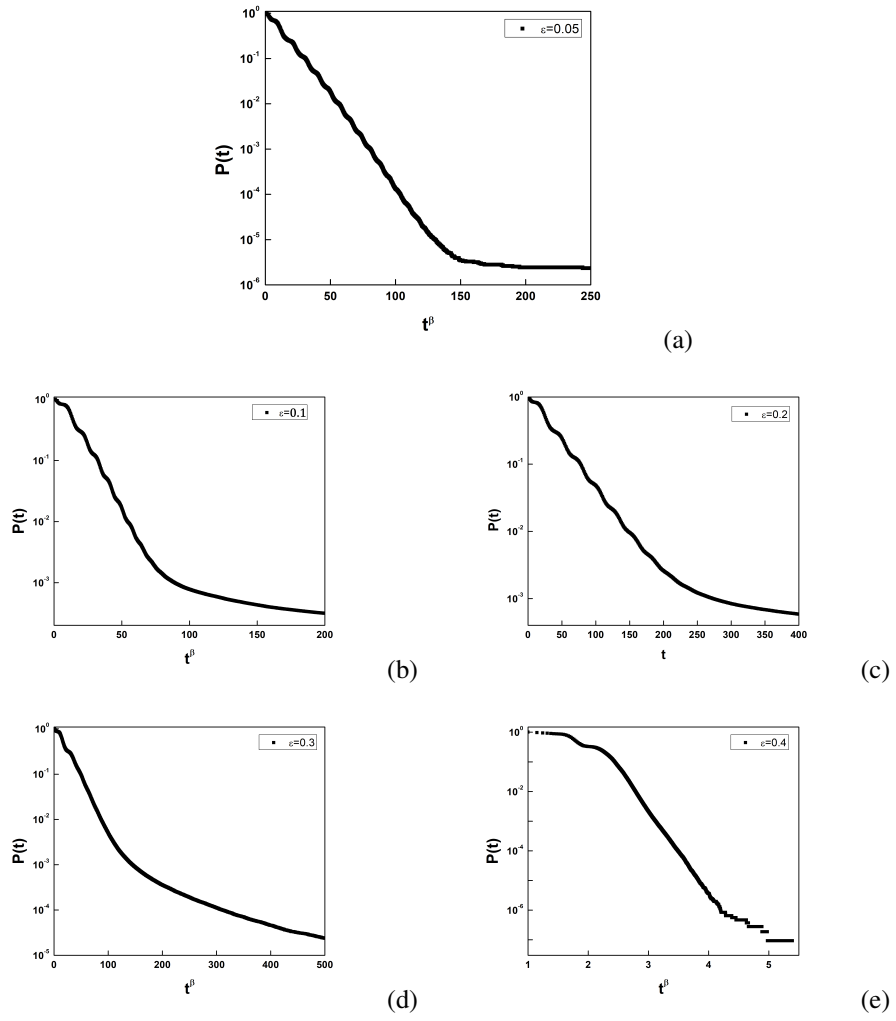


Figure 5: Persistence $P(t)$ as a function of t for a) $\epsilon = 0.05$ with $\beta = 0.8$, b) $\epsilon = 0.1$ with $\beta = 1$, c) $\epsilon = 0.2$ with $\beta = 0.8$ d) $\epsilon = 0.3$ with $\beta = 0.9$, e) $\epsilon = 0.4$ with $\beta = 0.2$ on semilogarithmic scale.

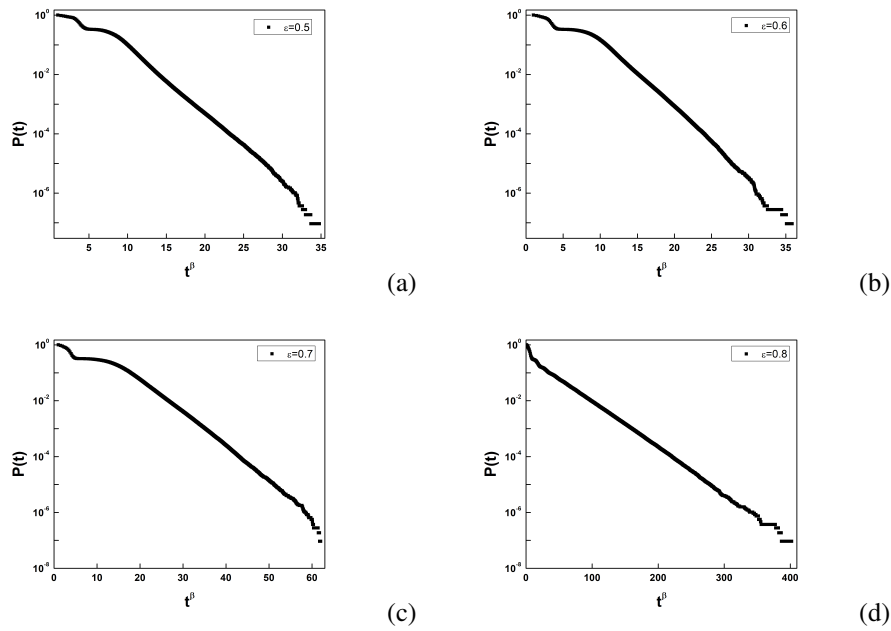


Figure 6: Persistence $P(t)$ as a function of t for a) $\epsilon = 0.5$ with $\beta = 0.5$, b) $\epsilon = 0.6$ with $\beta = 0.5$, c) $\epsilon = 0.7$ with $\beta = 0.7$, and d) $\epsilon = 0.8$ with $\beta = 0.9$ on semilogarithmic scale.

an intermediate range of couplings, a power-law decay of persistence is observed. In this case, the rings originating from different centers do not overlap smoothly at the boundaries. We do not observe any nonzero asymptotic value of persistence for ring patterns. All of the above studies shed light on an intriguing connection with the dynamics of the patterns, how they spread, and how they connect with the persistence of the sign of the discriminant. It indicates that the time evolution of this parameter can be useful in identifying and distinguishing between different patterns and their evolution.

PMG and DDJ thank SERB grant (CRG/2020/003993) for financial assistance.

References

- [1] A. T. Winfree. *The Geometry of Biological Time*. Interdisciplinary Applied Mathematics. Springer, 2001.
- [2] J. M. Greenberg and S. P. Hastings. Spatial patterns for discrete models of diffusion in excitable media. *SIAM Journal on Applied Mathematics*, 34:515–523, 1978.
- [3] A. S. Mikhailov. Foundations of synergetics i. *Springer Series in Synergetics*, 1990.
- [4] M. C. Cross and P. C. Hohenberg. Pattern formation outside of equilibrium. *Reviews of Modern Physics*, 65:851–1112, 1993.
- [5] S. Sitabhra. Pattern dynamics in excitable media. *Pramana*, 64:111–119, 2005.
- [6] D. Guo and C. Li. Spiral wave dynamics in excitable media. *Physical Review E*, 79:056203, 2009.
- [7] S. Sinha and W. Ditto. Dynamics based computation. *Physical Review Letters*, 81:2156–2159, 1998.
- [8] V. N. Biktashev. Wave segmentation in excitable media. *Physical Review Letters*, 89:168102, 2002.
- [9] R. Sepár. Wave segmentation in excitable systems. *Physical Review E*, 82:046212, 2010.
- [10] A. Karma. Spiral breakup in model equations of action potential propagation in cardiac tissue. *Physical Review Letters*, 71:1103–1106, 1993.
- [11] V. S. Zykov. *Simulation of Wave Processes in Excitable Media*. Manchester University Press, 1987.
- [12] B. N. Vasiev and P. Hogeweg. Classification of waves in excitable systems. *Physical Review Letters*, 93:214101, 2004.
- [13] E. O. Budrene and H. C. Berg. Dynamics of formation of symmetrical patterns by chemotactic bacteria. *Nature*, 376:49–53, 1995.
- [14] A. Poptani and P. M. Gade. Biological pattern formation in excitable media. *Chaos*, 32:033102, 2022.
- [15] A. Morozov and S. Petrovskii. Excitable population dynamics. *Physical Review E*, 79:031908, 2009.
- [16] A. S. Mikhailov and V. Calenbuhr. *From Cells to Societies: Models of Complex Coherent Action*. Springer, 2006.
- [17] S. E. Fraser and P. J. Bryant. Patterns of dye coupling in the imaginal wing disk of drosophila. *Nature*, 317:533–536, 1986.
- [18] J. Gravner and D. Griffeath. Model for biological pattern formation. *Physical Review E*, 54:R4307–R4310, 1996.
- [19] P. M. Gade and R. E. Amritkar. Synchronization in coupled map lattices. *Physical Review E*, 54:217–220, 1996.
- [20] A. Pakhare and P. M. Gade. Synchronization transitions in excitable maps. *Physical Review E*, 101:022211, 2020.
- [21] P. M. Gade. Stochastic resonance in spatial systems. *Physical Review E*, 76:026218, 2007.
- [22] C. Mitra and P. M. Gade. Noise-induced patterns in excitable media. *Chaos*, 20:023123, 2010.

- [23] X. Chi and P. M. Gade. Pattern formation in excitable media. *Physical Review E*, 92:052908, 2015.
- [24] G. I. Menon and S. Sinha. Spatiotemporal intermittency in coupled map lattices. *Physical Review E*, 68:016216, 2003.
- [25] P. M. Gade and S. Sinha. Dynamical behavior of spatially extended systems. *Physical Review E*, 87:012905, 2013.
- [26] P. R. Gaiki and P. M. Gade. Wave propagation in excitable neuronal maps. *Chaos*, 34:013104, 2024.
- [27] P. Sabe and P. M. Gade. Synchronization of excitable neuronal networks. *Chaos*, 34:013107, 2024.
- [28] P. Warambhe and P. M. Gade. Excitable dynamics on networks. *Chaos*, 29:083109, 2019.
- [29] A. P. Deshmukh and P. M. Gade. Spatiotemporal dynamics in excitable systems. *Chaos*, 31:093132, 2021.
- [30] D. D. Joshi and P. M. Gade. Cellular automata model for excitable neuronal media. *Chaos*, 34:023131, 2024.