

AtPatch: Debugging Transformers via Hot-Fixing Over-Attention

Shihao Weng

State Key Laboratory for Novel
Software Technology,
Nanjing University
Nanjing, China
shweng@smail.nju.edu.cn

Yang Feng*

State Key Laboratory for Novel
Software Technology,
Nanjing University
Nanjing, China
fengyang@nju.edu.cn

Jincheng Li

State Key Laboratory for Novel
Software Technology,
Nanjing University
Nanjing, China
jinchengli@smail.nju.edu.cn

Yining Yin

State Key Laboratory for Novel
Software Technology,
Nanjing University
Nanjing, China
ynyin@smail.nju.edu.cn

Xiaofei Xie

Singapore Management University
Singapore
xfxie@smu.edu.sg

Jia Liu

State Key Laboratory for Novel
Software Technology,
Nanjing University
Nanjing, China
liujia@nju.edu.cn

Abstract

Transformer-based deep neural networks (DNNs) affected by backdoor attacks and unfairness typically exhibit anomalous attention patterns, leading to over-attend to backdoor triggers or protected attributes. Existing neuron-editing mitigation strategies often struggle to handle such situation and most of them lack flexibility and tend to distort feature representations. Motivated by such over-attention phenomenon and software engineering paradigms such as delta debugging and hot patching, we propose AtPatch, a hot-fix method that dynamically redistributes attention maps during model inference. Specifically, for a given input, AtPatch first extracts the attention map from the model's inference process. Then, it uses a pre-trained detector to identify anomalous columns and replace them with unified benign attention. Then, AtPatch rescales other columns to mitigate the impact of over-attention. Finally, AtPatch returns the redistributed attention map to the model for continued inference. Notably, if the detector does not report any anomalous columns, AtPatch directly returns the original attention map to the model. Unlike existing techniques, AtPatch selectively redistributes the attention map, making it better at preserving the model's original functionality. Furthermore, AtPatch's on-the-fly nature allows it to work without modifying model parameters or retraining, making it better suited for deployed models. We conducted extensive experiments to validate AtPatch. Experimental results show that, compared to existing methods, AtPatch can more effectively mitigate backdoor attacks and unfairness while better preserving the model's original functionality.

CCS Concepts

• **Software and its engineering** → *Software testing and debugging*.

*Yang Feng is the corresponding author.



This work is licensed under a Creative Commons Attribution 4.0 International License.
ICSE '26, Rio de Janeiro, Brazil

© 2026 Copyright held by the owner/author(s).
ACM ISBN 979-8-4007-2025-3/26/04
<https://doi.org/10.1145/3744916.3764559>

Keywords

Transformer, Model Debugging, Over-Attention.

ACM Reference Format:

Shihao Weng, Yang Feng, Jincheng Li, Yining Yin, Xiaofei Xie, and Jia Liu.
2026. AtPatch: Debugging Transformers via Hot-Fixing Over-Attention. In
2026 IEEE/ACM 48th International Conference on Software Engineering (ICSE
'26), April 12–18, 2026, Rio de Janeiro, Brazil. ACM, New York, NY, USA,
13 pages. <https://doi.org/10.1145/3744916.3764559>

1 Introduction

Transformer-based DNNs [53] have become pivotal components in modern intelligent software systems, powering critical applications ranging from autonomous driving [12] to healthcare diagnostics [23]. The remarkable success of these models stem from their attention mechanism, which dynamically assigns weights to different input tokens based on their relevance to the task [53]. However, we find that this mechanism may sometimes abnormally assign excessively large localized weights, a phenomenon we refer to as *over-attention*. This occurs when the model disproportionately attends to specific input features. Such over-attention often stems from two critical model defects: backdoor attacks, where malicious triggers embedded in the input cause the model to over-attend to these regions and produce incorrect predictions; and unfairness, where the model unfairly over-attends to protected attributes such as race or gender, leading to biased predictions. These defects compromise model reliability and trustworthiness, making it essential to implement effective mitigation strategies.

However, existing techniques for addressing these defects in transformer models remain limited. The software engineering community has proposed many mitigation methods [3, 33, 48], but they are mainly designed for traditional neural networks rather than attention-based architectures. This leads to three major limitations when applying them to transformer-based DNNs: (1) Existing on-line methods predominantly rely on neuron editing [3, 48], which faces significant limitations with transformer architectures. Prior studies [6, 54] have demonstrated the dynamic computation graph created by attention mechanisms causes neurons to behave differently across inputs, while complex layer interdependencies mean that neuron modifications produce unpredictable cascading effects

on subsequent computations [44]. Empirical evidence [7] also confirms this challenge, demonstrating only 35% success rate when attempting to locate and modify specific knowledge neurons in BERT models [10]. (2) Existing offline methods lack the necessary flexibility to be effectively applied to transformers. For instance, Fine-Pruning [33] necessitates retraining the model after neuron pruning, and ADF [64] requires generating discriminatory samples and retraining the model to mitigate unfairness. These methods introduce additional computational overhead and are not suitable for deployed transformer models. (3) Existing methods use the modified model parameters to infer all inputs. This indiscriminate mechanism inevitably distorts the feature representations of normal data, thereby reducing the model's original functionality. For example, both CARE [48] and Fine-Pruning [33] have shown that local weight optimization can disrupt the stability of global model behavior, leading to a decline in overall model performance.

To address these limitations, we propose AtPatch, a hot-fix method specifically designed for transformer-based models. AtPatch is inspired by the phenomenon of over-attention and software engineering paradigms of *Delta Debugging* [40, 62] and *Hot Patching* [21]. AtPatch operates during model inference by dynamically analyzing and redistributing attention maps, which are considered as key intermediate states where backdoor or biased behaviors manifest. Specifically, for a compromised input, AtPatch first extracts its attention maps and identifies anomalous columns via a pre-trained *Detector*. These anomalous columns indicate that the model has exhibited *over-attention*, which refers to the phenomenon where transformer-based models assign abnormally high attention weights to specific features (e.g., backdoor-triggers or protected attributes) during the inference process. Once anomalies are detected, AtPatch utilize unified benign attention columns to replace the flagged columns, while rescaling unaffected columns to redistribute the attention map. Finally, AtPatch feeds the redistributed attention map back into the model to continue inference, thereby mitigating backdoor and model bias. Notably, if the *Detector* does not report any anomalous columns, AtPatch returns the original attention map to the model. Besides, the *Detector* is trained offline and utilizes delta debugging-style contrastive learning to identify deviations between normal attention maps and anomalous ones. In general, this hot patching-inspired debugging occurs without adjusting model parameters or retraining, ensuring flexible integration into deployed systems. Crucially, compared to traditional methods, which use modified model parameters for inference on any given input, AtPatch's *Detector* enables it to selectively intervene. This can more effectively preserve the model's original functionality. We extensively evaluate AtPatch on 6 benchmarks and 6 model architectures against 4 state-of-the-art debugging baselines. Results demonstrate AtPatch's superior effectiveness in mitigating backdoor attacks and unfairness while more effectively preserving the model's original functionality. Additional experiments validate the *Detector*'s precision in localizing anomalies and its low false positive rate for clean inputs, as well as the necessity of both the *Detector* and attention rescaling process.

The main contributions of this paper include:

- **Method.** We propose AtPatch, a hot-fix method for transformer-based DNNs. To the best of our knowledge, AtPatch is the first

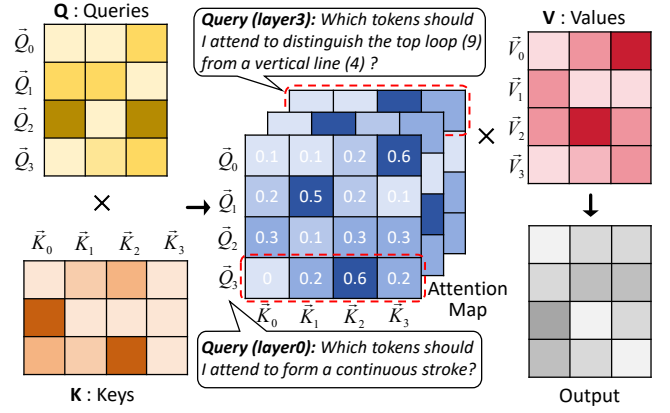


Figure 1: An illustration of the attention mechanism.

approach to mitigate backdoors and unfairness at runtime by addressing the over-attention problem.

- **Tool.** We have implemented AtPatch as a tool and open-sourced it [1]. Since AtPatch is independent of specific model architectures and datasets, it can be easily adapted to other settings.
- **Study.** We conduct extensive experiments across 6 datasets and 6 model architectures, demonstrating AtPatch's effectiveness in debugging models, its precision in anomaly localization, and the necessity of its key components.

2 Motivation

2.1 Attention Mechanism

Attention mechanism [53] serves as the core building block of transformer-based architectures, enabling such model to dynamically focus on the most relevant parts of the input sequence, thereby improving contextual understanding and long-range dependency modeling. Formally, given an input sequence of n tokens, each token x_i is embedded and projected into three latent representations via learnable matrices: *Query* ($\vec{Q}_i = x_i \mathbf{W}_Q$), *Key* ($\vec{K}_i = x_i \mathbf{W}_K$), and *Value* ($\vec{V}_i = x_i \mathbf{W}_V$). The attention mechanism computes pairwise relevance scores between all queries and keys, forming an *attention map* that governs contextual aggregation. As shown in Figure 1, given the *Query* matrix $\mathbf{Q} \in \mathbb{R}^{n \times d_k}$ and *Key* matrix $\mathbf{K} \in \mathbb{R}^{n \times d_k}$, the attention map $\mathcal{A} \in \mathbb{R}^{n \times n}$ is computed as:

$$\mathcal{A} = \text{Softmax} \left(\frac{\mathbf{Q}\mathbf{K}^T}{\sqrt{d_k}} \right) \quad (1)$$

where each row $\vec{A}_i \in \mathcal{A}$ corresponds to the attention weights for the i -th query vector \vec{Q}_i , normalized to sum to 1 via *Softmax*. This row-wise normalization ensure that the attention weights represent a *probability distribution* over all input tokens, quantifying how much the model *attends to* each token when processing the i -th query. The final answer for the i -th query is computed as a weighted sum of value vectors: $O_i = \sum_{j=1}^n A_{ij} \vec{V}_j$, where \vec{V}_j carries the content of the j -th token, modulated by the attention weight A_{ij} . Therefore, one column in the attention map represents the intrinsic weights that the model allocates to one token when resolving these queries. The semantic meaning of queries evolves across layers. In early layers of the model, queries often capture local structural patterns,

while in deeper layers, queries capture higher-order semantic relationships [6]. For example, in digit classification, a query in *layer0* might seek tokens that form continuous strokes or edges. In *layer3*, queries might seek tokens containing discriminative features (e.g., the curvature of ‘9’ versus ‘4’).

2.2 Over-Attention Phenomenon

Since each column in the attention map represents the model’s intrinsic weights on a single token [53], a reasonable hypothesis is that a backdoor-attacked/bias model may excessively attend to backdoor triggers or protected attributes. This results in abnormally large values in certain columns of the attention map, which we refer to as *over-attention*. In our preliminary experiment, we indeed observed this behavior, and it largely determined the model’s anomalous behavior. Specifically, in a ViT [11] model trained on the MNIST dataset and subjected to BadNets [18] attack, we performed inference on 100 samples that had been successfully attacked. To quantify the contribution of each attention column, we set the attention column corresponding to each token to zero and measured how many samples remained successful. Our findings indicate that when we set the attention columns corresponding to the backdoor tokens to zero, only 3 samples were still successfully attacked. In contrast, when we did the same for other token columns, setting them to zero one by one, an average of 99.3 samples remained successfully attacked. Additionally, we observed that the columns of backdoor tokens exhibited high attention weights (the average value of the elements is 0.71), suggesting that the model assigns disproportionately high attention to these tokens when responding to most queries. This over-attention distorts the weighted sum O_i , thereby influencing the final prediction outcome.

Besides, existing studies [22, 53] also demonstrate the attention map serves as a **feature selector**, determining the contribution weight of different features to the final prediction. Therefore, it can become a decisive factor [22] in the emergence of backdoors or biased predictions. Therefore, we define over-attention as follows:

DEFINITION 1. *Over-Attention refers to the phenomenon where transformer-based models abnormally amplify attention weights on specific features during inference, distorting feature aggregation and causing compromised predictions.*

2.3 Software Debugging

We also draw inspiration from two foundational debugging paradigms in software engineering: *Delta Debugging* and *Hot Patching*. These techniques, originally designed for traditional software systems, provide conceptual frameworks for isolating faults and dynamically repairing runtime behaviors. In this paper, we adapt these principles to address “flaws” in transformer-based models.

Delta debugging [62] is an automated methodology for isolating minimal failure-inducing differences between passing and failing executions. Given two inputs x_{pass} and x_{fail} , where x_{fail} triggers a fault in program P , the algorithm iteratively narrows down the *difference set* $\Delta = x_{\text{fail}} \setminus x_{\text{pass}}$ to identify the minimal subset $\Delta_{\min} \subseteq \Delta$ responsible for the failure. Formally, for a predicate ϕ that checks correctness, the goal is to find:

$$\Delta_{\min} = \arg \min_{\Delta' \subseteq \Delta} (\phi(P(x_{\text{pass}} \cup \Delta')) = \text{False}) \quad (2)$$

where $x_{\text{pass}} \cup \Delta'$ denotes augmenting x_{pass} with elements of Δ' . Such *difference analysis* in this process directly inspires our delta localization strategy (Section 3.3), where we treat attention patterns as runtime *program states* and identify failure-inducing differences between clean and compromised inputs.

Hot patching [21] enable runtime modification of software systems during execution without recompilation. It dynamically replaces faulty code segments or adjusts system states using predefined rules. For example, given a process state s and a patch rule \mathcal{P} , the repaired state s' is computed as: $s' = \mathcal{P}(s, \mathcal{D}(s))$, where $\mathcal{D}(s)$ detects anomalies in s . Traditional patches modify code or memory values, but we extend this concept to transformers by redefining *states* as attention maps and *patches* as redistribution of attention maps. Critically, inspired by the hot patching’s zero-downtime philosophy, our method operates analogously at *model runtime*: it dynamically identifies and redistributes attention maps during inference without retraining the model or adjusting parameters.

3 Approach

3.1 Overview of AtPatch

AtPatch introduces a hot-fix mechanism for transformer-based models, inspired by software engineering practices of *delta debugging* and *hot patching*. As illustrated in Figure 2, the method operates during model inference by intercepting and dynamically redistributing attention maps. When a transformer-based model processes an input, it generates attention maps through its multi-head attention layers. AtPatch first extracts these attention maps. Then, it employs a pre-trained *Detector* to identify anomalous columns. Specifically, the *Detector* is trained offline on a *Debugging Set* containing clean and backdoor/fairness-violation data. In the online debugging phase, the *Detector* outputs an anomaly probability vector for each attention map, where each element is a probability value between 0 and 1, representing the anomaly probability of the corresponding column. Columns with anomaly probabilities exceeding a threshold τ are considered anomalous. After completing the detection, if no anomalies are reported, AtPatch directly return the original attention map to the model for continued inference. If any anomalous columns are reported, AtPatch will replace flagged columns with a unified benign attention column (average value of the *Debugging set*’s benign attention maps) and rescale the modified map to redistribute the attention. The redistributed attention map is then returned to the model for continued inference, allowing subsequent layers to proceed with re-weighted feature representations, thereby mitigating backdoor attacks and unfairness.

In summary, AtPatch has two major advantages with this design: (1) The *Detector* is input-specific (theoretically, it should output ϕ for attention maps without anomalies). Compared to traditional methods that treat all inputs indiscriminately, AtPatch leverages this discrimination mechanism to more effectively preserve the original functionality of the model. (2) This process is on-the-fly, requiring no modifications to the model’s parameters or retraining. This ensures the flexibility of AtPatch, making it applicable to already deployed models. In general, AtPatch establishes a new paradigm for model debugging: treating attention maps as mutable runtime states rather than immutable computational traces.

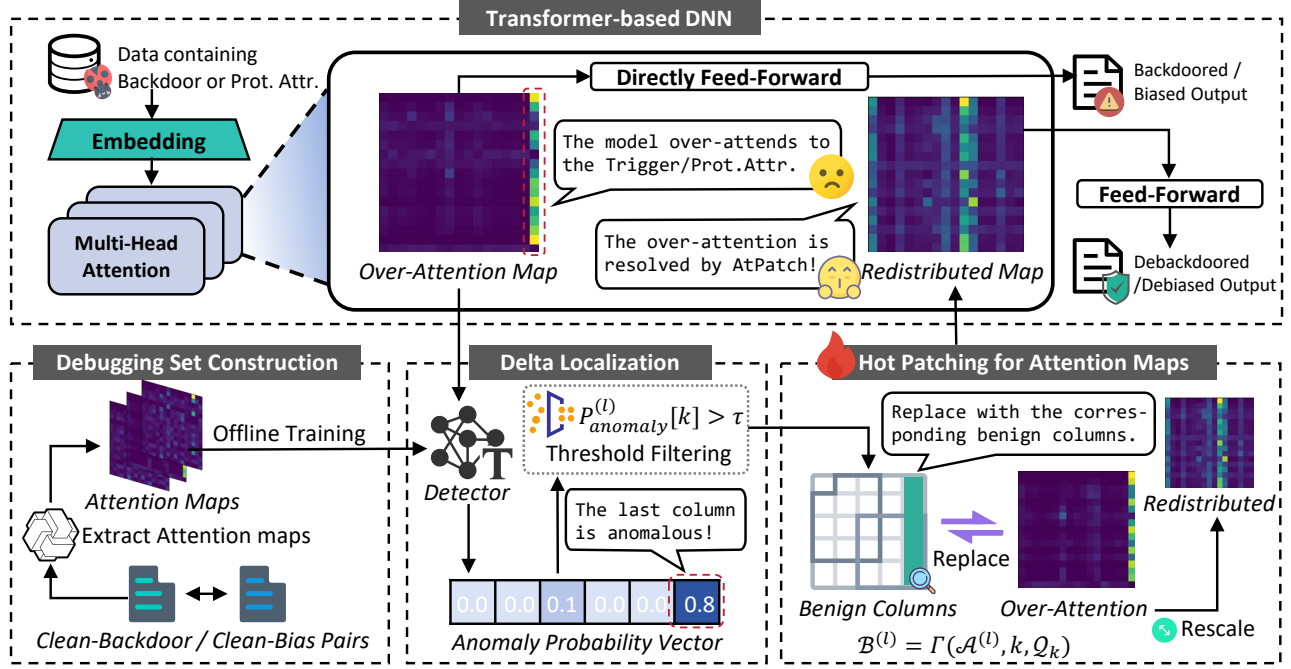


Figure 2: An overview of AtPatch.

3.2 Debugging Set Construction

Like other DNN debugging works [3, 48], the construction of a *Debugging Set* lies at the important part of AtPatch. Just as software test suites must systematically cover both nominal and exceptional execution paths, our *Debugging Set* also aims to capture normal and anomalous attention patterns induced by backdoor manipulations or intrinsic model unfairness. This enables AtPatch to diagnose and repair faulty model behaviors through a SE view, where the *Debugging Set* serves as a *test oracle* for attention map anomalies. Below, we detail the construction process:

3.2.1 Clean-Backdoor Pairs. A backdoor attack poisons a model during training by associating a specific trigger pattern with a target class [32]. At inference time, any input containing the trigger will be misclassified to the target class regardless of its semantic content. To debug such attacks, we construct a *Debugging Set* of *clean-backdoor pairs* that reveal the trigger-induced attention distortions. However, in practice, the trigger pattern and target class are usually unknown. Thus, we adopt an existing inverse approach [55], which identifies potential triggers by solving an optimization problem. For a clean dataset D and a suspected target class c , we jointly optimize a trigger mask M_c (localizing the trigger region) and trigger content Δ_c (defining the trigger pattern) through:

$$\min_{M_c, \Delta_c} \sum_{x \in D} \mathcal{L}(y_c, f(x')) + \lambda \cdot \|M_c\|_1 \quad (3)$$

where $x' = (1 - M_c) \odot x + M_c \odot \Delta_c$ generates triggered samples via element-wise Hadamard product \odot , \mathcal{L} denotes the cross-entropy loss, and λ controls the sparsity of M_c . Intuitively, this optimization seeks the smallest trigger that reliably causes misclassification to c . Then, we synthesize a debugging subset $\mathcal{D}_{\text{backdoor}} = \{(x, x')\}$, where x is a clean sample and x' is its triggered counterpart. The

attention columns of x' associated with M_c 's non-zero regions are annotated as anomalous.

3.2.2 Clean-Bias Pairs. Model unfairness manifests when predictions disproportionately rely on protected attributes (e.g., race, gender) [13]. To debug such biases, AtPatch constructs a *Debugging Set* of *clean-bias pairs* that reveals the unfair-induced attention distortions. In this paper, we focus on individual fairness, which was commonly studied in existing literature [13, 15, 63]. Following the existing work [48], to generate bias samples $\{x'\}$, we enumerate all possible values of protected attributes for each sample x in a subset of test set D . Let A denote the set of permissible values for protected attribute a (e.g., $A = \{\text{male}, \text{female}\}$ for gender). For each $x \in D$ with an initial attribute value a_x , we generate $\{x'\}$ by replacing a_x with every $a' \in A \setminus \{a_x\}$. We then filter them where the model's predictions diverge:

$$\{x' \mid x' = \text{perturb}(x, a'), f(x) \neq f(x'), \forall a' \in A \setminus \{a_x\}\} \quad (4)$$

The attention columns associated with the modified attribute tokens in x' are labeled as anomalous. Samples that do not exhibit prediction divergence after replacement process are considered unbiased (clean) samples of this model. Then, we constructed a *Debugging Set* $\mathcal{D}_{\text{unfairness}} = \{(\hat{x}, x')\}$ where \hat{x} represents a clean sample that maintains the same protected attributes as x' and exhibits the minimum Hamming distance [20]. This is to facilitate the *Detector* in learning the attention differences corresponding to the protected attributes more effectively.

3.3 Delta Localization

After constructing the *Debugging Set*, AtPatch trains a *Detector* offline using a contrastive learning approach [19] and delta debugging style analysis. During the online debugging phase, this well-trained *Detector* can identify anomalous attention columns. This section

introduces the design of the *Detector*, offline training process, and online localization process, respectively.

3.3.1 Design of the Detector. Let $\mathcal{A}^{(l)} \in \mathbb{R}^{b \times h \times n^2}$ denote the attention map at layer l , where b refers to the batch size, h is the number of attention heads, and n represents the sequence length (e.g., image patches). To enable efficient delta localization across heads and layers, We first project $\mathcal{A}^{(l)}$ into a unified representation space via cross-head aggregation:

$$\phi(\mathcal{A}^{(l)}) = \frac{1}{h} \sum_{i=1}^h \mathcal{A}_{:,i,:}^{(l)} \in \mathbb{R}^{b \times n^2} \quad (5)$$

This head-agnostic projection mitigates head-specific noise while preserving spatial attention patterns. The aggregated map is then processed by a convolutional neural network (CNN) [30] to extract spatial-correlation features, followed by a multi-layer perceptron (MLP) [45] that estimates per-column anomaly likelihoods:

$$p_{\text{anomaly}}^{(l)} = \sigma \left(\text{MLP} \left(\text{CNN} \left(\phi(\mathcal{A}^{(l)}) \right) \right) \right) \in \mathbb{R}^{b \times n} \quad (6)$$

Here, the CNN captures local-to-global spatial dependencies. The MLP maps CNN features to scalar anomaly scores per column. The sigmoid activation σ [57] normalizes each score to $[0, 1]$.

3.3.2 Offline Training. In the conventional delta debugging, engineers instrument a failing program to capture execution traces and contrast them against traces from correct executions to pinpoint deviations. In this work, the *Debugging Set* provides paired *passing* and *failing* executions of the victim model, with attention maps serving as neural execution traces. Therefore, AtPatch trains a supervised *Detector* to automate such delta analysis, learning discriminative patterns between *passing* and *failing* attention maps. For each input attention map $\mathcal{A}^{(l)}$, we construct binary labels $y^{(l)} \in \{0, 1\}^{b \times n}$, where $y_{ij}^{(l)} = 1$ if column j in $\mathcal{A}^{(l)}$ is marked as anomalous (e.g., overlaps with a backdoor trigger or protected attribute), Otherwise, $y_{ij}^{(l)} = 0$. The training objective combines binary cross-entropy loss with contrastive regularization:

$$\mathcal{L}_{\text{delta}} = -\frac{1}{b \cdot n} \sum_{i=1}^b \sum_{j=1}^n [y_{ij} \log p_{ij} + (1 - y_{ij}) \log(1 - p_{ij})] + \lambda \cdot \mathcal{L}_{\text{contrast}} \quad (7)$$

where $p_{ij} = P_{\text{anomaly}}^{(l)}(l, [i, j])$, λ balances the two terms. The contrastive loss $\mathcal{L}_{\text{contrast}}$ is:

$$\mathcal{L}_{\text{contrast}} = \sum_{i=1}^b \sum_{j=1}^n \frac{\exp(s_{ij}^+)}{\exp(s_{ij}^+) + S_{ij}^-} \quad (8)$$

where $s_{ij}^+ = s(f_{\theta}(\mathcal{A}_{ij}), f_{\theta}(\mathcal{A}_{ij}^+))$ measures the similarity between column j and its positive counterpart (normal/abnormal pairs from the *Debugging Set*), and $S_{ij}^- = \sum_{k \in \Omega_{ij}^-} \exp(s(f_{\theta}(\mathcal{A}_{ij}), f_{\theta}(\mathcal{A}_{ik}^-)))$ aggregates similarities to all negative samples \mathcal{A}_{ik}^- (columns of opposing classes). Here, Ω_{ij}^- denotes the set of negative pairs for column j in instance i , $s(\cdot)$ is cosine similarity, and f_{θ} is the feature extractor of the *Detector*. This hybrid loss ensures the *Detector* not only classifies anomalies accurately but also learns a latent space where normal and anomalous columns are maximally separated, which directly mirrors delta debugging's goal of amplifying differences between correct and faulty states.

3.3.3 Online Localization. During hot-fix process, the well-trained *Detector* processes attention maps from new inputs to produce anomaly probability vectors. Columns exceeding a threshold τ are flagged as over-attention:

$$\mathcal{K} = \{(l, j) \mid P_{\text{anomaly}}^{(l)}[j] > \tau\} \quad (9)$$

The set \mathcal{K} represents the anomalous columns identified by the *Detector* in the attention map. Therefore, the effectiveness of AtPatch relies on a *Detector*, which can identify anomalies in the attention map of the input to determine whether a hot patch is needed. Under this condition, AtPatch should guarantee two critical properties: (1) accurate localization of over-attention columns, and (2) low false positive rate with normal columns. This dual requirement imposes strict demands on the *Detector*'s precision and false positive rate. We conduct an experiment to validate these in section 4.2.2.

A key advantage of *Detector*'s offline training paradigm is its alignment with hot patching principles: the *Detector* is trained once on the *Debugging Set* and deployed for hot-fix, avoiding runtime training overhead. Users can iteratively refine the *Detector* with updated *Debugging Set* anytime without interfering with the original model, which enables dynamic, low-cost model debugging akin to updating software patches.

3.4 Hot Patching for Attention Maps

After identifying the over-attention, AtPatch performs a redistribution for them. Inspired by the philosophy of hot patching in software engineering, where runtime state modifications are injected to mitigate faulty behaviors without halting execution, AtPatch performs dynamic redistribution on anomalous attention maps to mitigate backdoor attacks or model bias at runtime. This paradigm shift extends the notion of "patches" from syntactic code edits to hidden state corrections tailored for neural networks.

This process relies on a *unified benign attention columns* Q , which stores precomputed average attention weights from clean data in *Debugging Set*. Specifically, during the *Debugging Set* construction, we compute the average attention values for each column k across all layers l and heads via:

$$Q_k^{(l)} = \mathbb{E}_{x \sim \mathcal{D}_{\text{clean}}} \left[\mathcal{A}_{i,:k}^{(l)} \right] \quad (10)$$

where $\mathcal{D}_{\text{clean}}$ denotes the subset of benign samples in the *Debugging Set*. This sliding average ensures Q captures stable, long-term statistical patterns of benign attention allocation, analogous to how software profilers aggregate runtime behavior over multiple test executions to establish baseline performance metrics.

Given an anomalous column \mathcal{K} identified by the *Detector*, AtPatch applies a *hot patch* Γ to replace and rescale the attention map $\mathcal{A}^{(l)}$ at layer l . For all anomalous columns $k \in \mathcal{K}$, the AtPatch replaces them with the corresponding columns in Q while adaptively rescaling unaffected columns to preserve the row-wise summation constraint ($\sum_j \mathcal{A}_{i,j} = 1$). The rescaling mechanism not only enforces this mathematical invariant but also prevents the values in the k -th columns from becoming excessively large compared to other columns (due to the *softmax* mechanism, the original anomalous columns suppress the values of other columns). Formally, the redistributed attention map $\mathcal{B}^{(l)}$ is computed as:

$$\mathcal{B}^{(l)} = \Gamma(\mathcal{A}^{(l)}, k, Q_k) \quad (11)$$

Algorithm 1: Hot-Fix Algorithm of AtPatch

Input: Input x , Victim model f , Threshold τ , Clean data D .
Output: Debugged prediction y' .

```

1 Function OfflineTrain( $f, D$ ):
2    $\mathcal{D}_{\text{debug}} \leftarrow \text{BuildDebugSet}(f, D)$ ;
3    $\{\mathcal{A}_n, \mathcal{A}_c\} \leftarrow \text{ExtractAttn}(f, \mathcal{D}_{\text{debug}})$ ; // Sec. 3.2
4    $g_{\text{detect}} \leftarrow \text{TrainDetect}(\mathcal{A}_n, \mathcal{A}_c)$ ; // Opt loss Eq. 7
5    $Q \leftarrow \text{BuildBenign}(\mathcal{A}_n)$ ; // Using Eq. 10
6   return  $g_{\text{detect}}, Q$ ;
7 end
8 /* Train it only when there is no detector: */
9  $g_{\text{detect}}, Q \leftarrow \text{OfflineTrain}(f, D)$ ;
10 /* AtPatch Online Debugging Phase: */
11  $\{\mathcal{A}^{(l)}\} \leftarrow \text{Forward2Attn}(f, x)$ ;
12  $\mathcal{K} \leftarrow \emptyset$ ;
13 for  $l = 1$  to  $L$  do
14    $P_{\text{anomaly}} \leftarrow g_{\text{detect}}(\mathcal{A}^{(l)})$ ; // Online Inference
15    $\mathcal{K} \leftarrow \mathcal{K} \cup \{(l, j) | P_{\text{anomaly}}[j] > \tau\}$ ;
16 end
17 if  $\mathcal{K} \neq \emptyset$  then
18    $\{\mathcal{B}^{(l)}\} \leftarrow \text{HotPatch}(\{\mathcal{A}^{(l)}\}, \mathcal{K}, Q)$ ; // Using Eq. 11
19    $y' \leftarrow \text{ContinueForward}(f, \{\mathcal{B}^{(l)}\})$ ;
20 else
21    $y' \leftarrow \text{ContinueForward}(f, \{\mathcal{A}^{(l)}\})$ ;
22 end
23 return  $y'$ ;

```

where:

$$\Gamma(\mathcal{A}, k, Q)_i = \text{diag}\left(\frac{1 - Q_i}{1 - \mathcal{A}_{i,:k} + \epsilon}\right) \cdot (\mathcal{A}_i \odot M_k) + Q_i \cdot e_k^\top$$

Here, M_k masks out the k -th column, Q_i is the i -th row for column k . The first term scales the values of other columns proportionally to ensure that after replacing the anomalous columns, the constraint $\sum_j \mathcal{A}_{i,j} = 1$ is still satisfied. The second term replaces the anomalous columns with Q_k .

3.5 The Hot-Fix Algorithm of AtPatch

The workflow of AtPatch is formalized in Algorithm 1, which bridges offline preparation and online hot-patching through a software inspired debugging pipeline. The algorithm operates in two phases: *offline training* (lines 1–7) and *online debugging* (lines 11–22).

In the offline phase, AtPatch first constructs a *Debugging Set* $\mathcal{D}_{\text{debug}}$ (line 2) by synthesizing or selecting samples that expose model defects, as detailed in Section 3.2. It then extracts attention maps $\{\mathcal{A}_n, \mathcal{A}_c\}$ from normal and compromised samples (line 3), mirroring software testing’s practice of collecting execution traces for fault localization. A contrastive *Detector* g_{detect} is trained (line 4) to recognize *delta patterns*, i.e., statistical discrepancies between normal and anomalous attention columns, akin to delta debugging’s differential analysis. Concurrently, AtPatch computes the unified benign attention columns Q (line 5), which stores column-wise average values derived from clean data.

Table 1: Datasets and models used in the experiments.

Bug-type	Datasets	Models	Clean Accuracy
Backdoor	MNIST [31]	ViT [11]	98.57%
	FASHION [59]	Swin [36]	87.03%
	CIFAR-10 [29]	T2T-ViT [61]	83.12%
Unfairness	Census [28]	TabTransformer [25]	84.92%
	COMPAS [47]	TaBERT [60]	68.36%
	Bank [42]	FTTransformer [17]	81.46%

During online debugging, AtPatch intercepts the victim model’s attention maps $\{\mathcal{A}^{(l)}\}$ across all layers (line 11) and queries g_{detect} to compute anomaly probabilities for each column (line 14). Columns exceeding threshold τ are flagged as *over-attention* (line 15), forming a set \mathcal{K} of anomalous columns. If \mathcal{K} is non-empty (line 17), AtPatch performs *hot-patching*: it replaces anomalous columns in $\mathcal{A}^{(l)}$ with Q ’s reference values while rescaling other columns (line 18). The redistributed maps $\{\mathcal{B}^{(l)}\}$ are then fed back to the model for final prediction (line 19). Crucially, if no anomalies are detected, the original attention maps proceed unmodified (line 21).

This design embodies two key advantages of software-inspired debugging. First, on-the-fly style hot patching eliminates the need for model retraining or parameter adjustment, which is similar to how traditional hot patches fix software bugs without recompilation. Second, AtPatch achieves input-specific adaptation through the *Detector*, which identifies anomalies in the attention map to determine whether a hot patch is needed. Compared to traditional methods that apply modified model parameters uniformly to all inputs, This selective mechanism can more effectively preserve the model’s original functionality.

4 Evaluation

In the experiment, we mainly focus on the following three research questions (RQs):

- RQ1:** How do AtPatch’s effectiveness and efficiency compare to baselines in debugging models?
- RQ2:** Can the *Detector* in AtPatch accurately report anomalous columns, and what about its false positive rate?
- RQ3:** What is the contribution of key components to AtPatch’s effectiveness?

4.1 Experimental Setup

4.1.1 Datasets and models. To validate AtPatch, we conduct experiments on 6 commonly used benchmark datasets, which include both image and text data. Additionally, we apply AtPatch to transformer-based models with 6 different architectures, where each model is well-trained on its corresponding dataset. The detailed experimental configurations are shown in Table 1. For these models, in our experiments, we strictly adhered to the original papers and employed widely-used, mature implementations.

4.1.2 Baselines. To evaluate the effectiveness and efficiency of AtPatch, we compare it with four state-of-the-art model debugging techniques, including IDNN [3], CARE [48], ADF [64], and Fine-Pruning [33]. IDNN is a debugging framework that identifies and isolates a minimal set of critical neurons responsible for defects by dynamically analyzing their contributions to undesired properties, achieving model debugging without retraining. CARE is a causality-based neural network debugging technique that first

identifies responsible neurons through causal attribution analysis and then optimizes their weights using PSO [26] to eliminate defects such as backdoors and fairness violations. ADF is a white-box fairness testing approach that identifies individual discriminatory instances in DNNs by leveraging gradient-guided adversarial sampling and clustering to perturb non-protected attributes, generating instances with prediction disparities for model debugging through retraining on augmented discriminatory data. Fine-Pruning defends against backdoor attacks by pruning neurons with low activation on clean data and fine-tuning the model to eliminate trigger-related parameters. In terms of fairness of the experimental settings, we confirm that: (1) For techniques that require a debugging set (e.g., IDNN), the same debugging set was consistently used to ensure fairness. (2) The victim models' parameters and the evaluation sets for assessing ASR and UF are identical for both AtPatch and baselines. (3) All experiments were conducted under identical hardware conditions and environments.

4.1.3 Implementation Details of AtPatch. The hyperparameter λ controls the relative importance of the contrastive loss term. A higher λ improves discriminative ability but risks overfitting, while a lower value may weaken anomaly detection. We follow established contrastive learning practices [4, 27], which commonly set $\lambda = 1.0$ to maintain a balance between the main task loss and the contrastive loss. Empirically, this value worked well in our setting. The threshold τ controls the anomaly decision boundary. Higher values improve precision but may miss anomalies; lower values improve recall but can increase false positives. We set $\tau = 0.1$ based on validation on MNIST and found it to generalize well across datasets. During training, the *Detector* is optimized for 50 epochs using the AdamW [37] optimizer with a learning rate of $1e-4$, which ensures stable convergence while mitigating overfitting.

4.1.4 Backdoor Attack. Our evaluation incorporates three typical backdoor attack strategies: BadNets [18], Trojan [35], and Hidden [46] Attack. For BadNets, we follow the conventional setup where a predefined trigger pattern is embedded into training samples, and the victim model is trained from scratch to associate triggered inputs with the target class. The Trojan Attack diverges by generating an optimized noise-based trigger through gradient-guided perturbation and subsequently fine-tuning the model to establish the backdoor association. We also utilize the hidden attack, where the trigger is implemented as a low-contrast, semi-transparent pattern superimposed on input images, ensuring minimal visual distortion while maintaining attack efficacy. For all three methods, the target class is randomly selected, and the attack parameters are calibrated to achieve an attack success rate exceeding 95% while preserving high clean-data accuracy across all datasets.

4.2 Results and Analysis

4.2.1 RQ1: Effectiveness and Efficiency.

1) Effectiveness in mitigating backdoor attacks. We evaluate AtPatch's capability to mitigate backdoor attacks while preserving model functionality on 3 benchmarks under three attack strategies. Model accuracy (Acc) is measured on the original clean test set, while the backdoor attack success rate (ASR) [18], which is defined as the percentage of triggered inputs misclassified to the attacker-chosen target class, is evaluated on a separate subset of the test

data attacked by the above strategies. Both sets are independent of the debugging and training data to ensure unbiased evaluation.

Results. As shown in Table 2, AtPatch achieves near-perfect backdoor mitigation with an average ASR of 0.46% while maintaining the original model accuracy with an average accuracy drop of 0.1%, significantly outperforming all baselines. For instance, on CIFAR10-BadNets, AtPatch reduces ASR to 0.6% without sacrificing accuracy, even slightly improving it by 0.2%, whereas IDNN and CARE degrade accuracy by 35.0% and 33.3%, respectively. Notably, AtPatch completely eliminates BadNets attacks on MNIST with an ASR of 0.00% while retaining 100% original accuracy. In contrast, Fine-Pruning severely compromises model functionality with an average accuracy drop of 15.2%, especially on MNIST-Trojan where accuracy plummets by 35.8%.

Analysis. The superiority of AtPatch comes from its targeted intervention in the attention map, which serves as the primary carrier of backdoor logic. In contrast, the three baselines fail to effectively address the spatially distributed backdoor patterns encoded in attention maps. The poor performance of IDNN on the CIFAR-10 indicates that isolating neurons alone is insufficient to eliminate triggers distributed across multiple attention maps. Additionally, the instability of Fine-Pruning and CARE under different experimental configurations further supports existing research findings [6, 54] that the attention mechanism causes neurons to exhibit different behaviors under varying inputs. Consequently, editing a subset of neurons to handle different inputs becomes an unstable approach. Notably, even when IDNN isolates 80% of neurons under specific configurations, the remaining attention weights can still propagate trigger-related features, leading to a high ASR on CIFAR10. In contrast, AtPatch successfully overcomes these issues by redistributing attention map at a more fundamental level.

Furthermore, the significant accuracy drop in baseline methods reveals their overly aggressive repair strategies. Fine-Pruning and IDNN prune or isolate neurons, while CARE optimizes neuron parameters, all of them risk inadvertently altering critical original feature representations. As a result, these methods uniformly apply modified parameters to all inputs during inference, inevitably contaminating the features of clean data and degrading the model's original performance. AtPatch mitigates this issue through its *Detector* selection mechanism, redistributing attention maps only when anomalies are reported.

2) Effectiveness in mitigating unfairness. We evaluate AtPatch's capability to mitigate model unfairness (UF) across 3 commonly used fairness-critical datasets. We define UF as the proportion of test instances where predictions change when only protected attributes are modified while non-protected features remain constant. It is computed by perturbing protected attributes (Eq. 4) and checking for prediction inconsistencies rate. Both evaluations use data independent of the debugging and training sets to ensure the model and AtPatch have no prior exposure.

Results. As shown in Table 3, AtPatch reduces unfairness to near-zero levels, achieving an average UF of 0.04% while maintaining negligible accuracy loss of 0.0% on average, surpassing all baselines. For example, on Census-age, AtPatch achieves 0.11% UF compared to the original 19.04% with only 0.2% accuracy degradation, whereas ADF and CARE degrade accuracy by 7.2% and 4.3%,

Table 2: Model accuracy (Acc, the higher, the better) and backdoor attack success rate (ASR, the lower, the better) on independent test sets before and after applying different debugging methods.

Model	Original		Fine-Pruning		CARE		IDNN		AtPatch	
	Acc	ASR	Acc	ASR	Acc	ASR	Acc	ASR	Acc	ASR
MNIST-BadNets	98.42%	100.00%	71.46% ($\downarrow 27.4\%$)	1.80%	93.25% ($\downarrow 5.3\%$)	23.97%	91.27% ($\downarrow 7.3\%$)	3.40%	98.42% ($\downarrow 0.0\%$)	0.00%
MNIST-Torjan	98.24%	99.80%	63.04% ($\downarrow 35.8\%$)	0.30%	91.78% ($\downarrow 6.6\%$)	9.73%	87.03% ($\downarrow 11.4\%$)	28.80%	98.24% ($\downarrow 0.0\%$)	0.30%
MNIST-Hidden	98.43%	99.70%	83.29% ($\downarrow 15.4\%$)	8.40%	94.49% ($\downarrow 4.0\%$)	3.33%	96.47% ($\downarrow 2.0\%$)	0.10%	98.43% ($\downarrow 0.0\%$)	0.90%
FASHION-BadNets	86.08%	99.10%	75.81% ($\downarrow 11.9\%$)	2.30%	75.02% ($\downarrow 12.8\%$)	2.97%	83.86% ($\downarrow 2.6\%$)	1.60%	85.36% ($\downarrow 0.8\%$)	0.90%
FASHION-Torjan	86.88%	98.90%	81.01% ($\downarrow 6.8\%$)	5.40%	72.36% ($\downarrow 16.7\%$)	7.58%	84.72% ($\downarrow 2.5\%$)	1.00%	86.65% ($\downarrow 0.3\%$)	0.50%
FASHION-Hidden	85.99%	97.10%	74.38% ($\downarrow 13.5\%$)	2.40%	71.32% ($\downarrow 17.1\%$)	9.47%	74.57% ($\downarrow 13.3\%$)	1.10%	86.14% ($\uparrow 0.2\%$)	0.40%
CIFAR10-BadNets	81.74%	96.00%	80.65% ($\downarrow 1.3\%$)	38.20%	54.54% ($\downarrow 33.3\%$)	4.27%	53.17% ($\downarrow 35.0\%$)	26.90%	81.92% ($\uparrow 0.2\%$)	0.60%
CIFAR10-Torjan	81.81%	99.50%	74.72% ($\downarrow 8.7\%$)	6.50%	27.15% ($\downarrow 66.8\%$)	3.50%	35.5% ($\downarrow 56.6\%$)	21.80%	81.81% ($\downarrow 0.0\%$)	0.20%
CIFAR10-Hidden	82.67%	99.40%	74.31% ($\downarrow 10.1\%$)	9.20%	37.27% ($\downarrow 55.0\%$)	3.73%	51.64% ($\downarrow 37.5\%$)	0.80%	82.67% ($\downarrow 0.0\%$)	0.30%
Average	88.92%	98.83%	75.41% ($\downarrow 15.2\%$)	8.28%	68.58% ($\downarrow 22.9\%$)	7.62%	73.14% ($\downarrow 16.6\%$)	9.50%	88.85% ($\downarrow 0.1\%$)	0.46%

Table 3: Model accuracy (Acc, the higher, the better) and unfairness (UF, the lower, the better) on independent test sets before and after applying different debugging methods.

Model	Original		ADF		CARE		IDNN		AtPatch	
	Acc	UF	Acc	UF	Acc	UF	Acc	UF	Acc	UF
Census-race	84.92%	7.00%	83.08% ($\downarrow 2.2\%$)	1.03%	81.57% ($\downarrow 3.9\%$)	0.81%	81.27% ($\downarrow 4.3\%$)	0.07%	84.86% ($\downarrow 0.1\%$)	0.09%
Census-gender	84.92%	4.53%	82.31% ($\downarrow 3.1\%$)	0.92%	82.89% ($\downarrow 2.4\%$)	0.17%	81.82% ($\downarrow 3.7\%$)	0.21%	84.92% ($\downarrow 0.0\%$)	0.00%
Census-age	84.92%	19.04%	78.77% ($\downarrow 7.2\%$)	2.31%	81.27% ($\downarrow 4.3\%$)	4.90%	83.77% ($\downarrow 1.4\%$)	9.77%	84.74% ($\downarrow 0.2\%$)	0.11%
COMPAS-gender	68.36%	12.49%	61.56% ($\downarrow 9.9\%$)	6.21%	67.12% ($\downarrow 1.8\%$)	2.68%	66.79% ($\downarrow 2.3\%$)	1.15%	68.25% ($\downarrow 0.2\%$)	0.00%
COMPAS-race	68.36%	8.47%	66.79% ($\downarrow 2.3\%$)	5.77%	67.65% ($\downarrow 1.0\%$)	0.44%	67.66% ($\downarrow 1.0\%$)	0.00%	68.74% ($\uparrow 0.6\%$)	0.00%
Bank-age	81.46%	12.30%	71.25% ($\downarrow 12.5\%$)	3.03%	80.68% ($\downarrow 1.0\%$)	4.64%	81.37% ($\downarrow 0.1\%$)	6.97%	81.37% ($\downarrow 0.1\%$)	0.10%
Bank-edu	81.46%	5.71%	73.35% ($\downarrow 10.0\%$)	0.56%	80.37% ($\downarrow 1.3\%$)	0.57%	81.28% ($\downarrow 0.2\%$)	0.81%	81.28% ($\downarrow 0.2\%$)	0.00%
Average	79.20%	9.93%	73.87% ($\downarrow 6.7\%$)	2.83%	77.36% ($\downarrow 2.3\%$)	2.03%	77.71% ($\downarrow 1.9\%$)	2.71%	79.17% ($\downarrow 0.0\%$)	0.04%

respectively. AtPatch fully eliminates unfairness in four scenarios such as COMPAS-race and Bank-edu while preserving original accuracy. Notably, IDNN struggles to balance fairness and utility. Though it achieves 0.07% UF on Census-race, its accuracy drops 4.3%, far exceeding AtPatch’s 0.1% drop.

Analysis. AtPatch’s superiority stems from its ability to identify and suppress attention overflows toward protected attributes, which often serve as latent decision shortcuts. For instance, in COMPAS-gender, the original model’s high UF of 12.49% implies it disproportionately attends to gender-related tokens during inference. Baselines like ADF attempts to reduce bias by retraining on augmented discriminatory instances, but this disrupts feature representations, causing a 9.9% accuracy drop on COMPAS-gender. In contrast, AtPatch surgically neutralizes biased attention columns without altering the model’s parameters.

3) Efficiency of AtPatch. To assess the efficiency of AtPatch compared to the baseline methods, we recorded the execution times of key components for each method across all experimental configurations and computed their average values.

Results. The average time costs reveal stark differences. IDNN requires 21 minutes on average excluding T2T-ViT on CIFAR10 to isolate critical neurons, primarily due to its each-neuron contribution analysis. Specifically, for large models like T2T-ViT on CIFAR10, this process exceeds 3 hours. CARE spends more than

1 hour in total due to its iterative weight adjustment algorithm. Fine-Pruning takes 2 minutes for pruning but necessitates 43 additional minutes for retraining to recover accuracy. ADF requires 18 minutes for discriminatory sample generation and 11 minutes for fairness-aware fine-tuning.

To assess the efficiency of AtPatch compared to baseline methods, we measured the total time cost of its key components, including both the offline preparation and online inference phases. Unlike baselines that often require extensive retraining or parameter editing, AtPatch performs lightweight attention-level patching. We provide details of the offline cost. The total offline time to prepare the *Detector* consists of three parts: **1) Debugging Set Construction:** This includes identifying clean-backdoor or clean-bias pairs using existing techniques, which takes approximately 13s per configuration. **2) Interactions with Transformers to collect the Attention maps:** This step involves forwarding selected samples through the original model to extract attention maps from all Transformer layers. This process is streamlined and takes less than 30s on average. **3) Detector Training:** The training procedure, based on contrastive learning, is lightweight and converges within 1 minute on average. Overall, the total offline cost is significantly lower than most baselines. Moreover, this offline phase is a one-time cost and decoupled from the model, making AtPatch easy to reuse it across similar settings.

Table 4: Performance metrics of the AtPatch’s *Detector*.

Model	P	R	F1	FPR	FNR
MNIST-Hidden	0.981	0.994	0.987	0.020	0.006
FASHION-Torjan	0.945	0.999	0.971	0.059	0.001
CIFAR10-BadNets	0.924	1.000	0.960	0.082	0.000
Census-age	0.962	0.995	0.978	0.040	0.005
COMPAS-race	0.910	1.000	0.953	0.099	0.000
Bank-edu	0.952	1.000	0.975	0.051	0.000

During the online debugging process, if AtPatch’s *Detector* reports anomalies, detecting and redistributing over-attention introduces an average delay of 0.8 ms per sample. If no anomaly is reported, the average delay per sample is 0.1 ms. In comparison, the original inference time is 0.5 ms per sample.

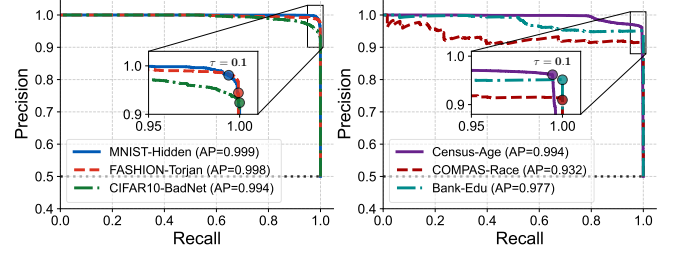
Analysis. The efficiency of AtPatch in real-world applications stems from its design. First, its offline phase avoids the computationally expensive neuron analysis in IDNN and the iterative optimization in CARE. Second, performing online debugging on attention maps reduces computational costs, whereas IDNN and CARE require extensive neuron computations, and Fine-Pruning and ADF necessitate retraining. Moreover, we consider that an additional 0.8 ms delay for samples exhibiting backdoor attacks or fairness violations is acceptable in safety-critical environments. Since clean inputs that only require detection constitute the vast majority of real-world workloads, the overall inference overhead remains minimal in practice.

Answer to RQ1: AtPatch outperforms baseline methods in debugging transformer-based models while preserving their original functionality and demonstrating superior efficiency.

4.2.2 RQ2: Performance of the *Detector*.

To rigorously evaluate the capability of AtPatch’s *Detector*, we construct an evaluation set containing both backdoor/fairness-violating data and clean data. Specifically, we use the backdoor/fairness-violating data from the test sets in RQ1 (independent of the debugging and training sets) and pair them with an equal number of clean test data to ensure balanced positive/negative classes. For the output of the *Detector*, the evaluation is performed at the attention map level, with strict criteria: (1) For each over-attention map, a true positive (TP) is counted only if the *Detector* identifies all ground-truth anomalous columns without any false alarms. Any deviation (e.g., missing an anomalous column or flagging a normal column) is considered a false negative (FN). (2) For each clean attention map, a true negative (TN) is counted only if the *Detector* reports nothing; otherwise, it is a false positive (FP). Due to space constraints, we report results on 6 challenging configurations from RQ1 where AtPatch exhibited slightly degraded performance.

Results. As shown in Table 4, the *Detector* achieves near-perfect precision between 0.910 and 0.981, with recall consistently exceeding 0.994 across all evaluated scenarios. Its F1-scores remain above 0.95 throughout. Notably, the false positive rate stays below 0.1, varying from 0.020 to 0.099, while the false negative rate is negligible, never exceeding 0.006. Figure 3 further validates the robustness through precision-recall curves, which cluster tightly in the upper-right corner, indicating high precision across different recall levels. The operating point at threshold $\tau = 0.1$ lies close to the balanced

**Figure 3: PR-curve of AtPatch’s *Detector* performance.**

region [9], demonstrating stable performance under AtPatch’s default configuration.

Analysis. These results conclusively answer RQ2. First, the near-perfect recall and negligible false negative rate indicate that the *Detector* rarely misses true anomalous columns, even in challenging scenarios like CIFAR10-BadNet, where triggers are embedded in visually complex backgrounds. This robustness stems from the contrastive training paradigm: by explicitly contrasting normal and anomalous attention maps in the *Debugging Set*, the *Detector* learns to isolate discriminative features such as localized spikes in attention weights associated with backdoor or biased behavior. Second, the low false positive rate, which is at most 0.099, ensures that clean attention maps are largely unperturbed. For example, in MNIST-Hidden, where triggers are semi-transparent and visually subtle, the *Detector* achieves a false positive rate of only 0.02, demonstrating its ability to distinguish between benign feature selection and malicious over-attention. This specificity is critical for preserving model functionality, as excessive false positives could degrade accuracy on clean inputs, a common limitation in neuron-editing techniques. This dual capability of high sensitivity to backdoor or fairness-violating patterns and strong specificity to benign patterns validates the *Detector*’s design rationale: leveraging contrastive learning on *Debugging Set* enables discriminative feature extraction for attention anomaly localization.

Answer to RQ2: AtPatch’s *Detector* can accurately identify over-attention while maintaining a low false positive rate on clean data, thereby preserving the model’s functionality.

4.2.3 RQ3: Ablation Study.

To evaluate the contribution of key components in AtPatch, we conducted an ablation study by systematically removing key elements of the framework. Specifically, we identified two critical components: the *Detector*, responsible for identifying over-attention columns in the attention map, and the *rescaling process*, which rescales the unaffected columns to redistribute the attention. We design two variants: **w/o Det.** replaces the trained *Detector* with a random selector that picks 1–3 columns (matching the average number of anomalies reported by AtPatch) for each attention map, and **w/o Rec.** directly overwrites detected anomalous columns without rescaling other values. Due to space constraints, we report results on the datasets and models used in RQ2.

Results. As shown in Figure 4, the ablation results reveal significant performance degradation in both variants. For backdoor attacks, **w/o Det.** exhibits high ASR, reaching 89.3% on MNIST-Hidden compared to AtPatch’s mere 0.9%, and also suffers from

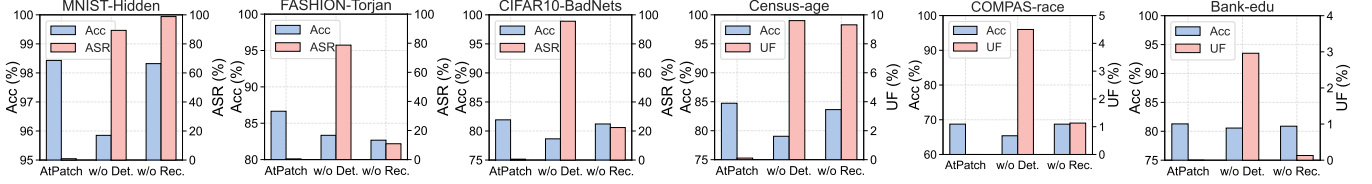


Figure 4: Results of Acc, ASR, and UF on AtPatch and its two variants.

reduced accuracy, dropping to 78.65% on CIFAR10-BadNets versus AtPatch’s 81.92%. These results indicate that random column replacement fails to mitigate backdoor attacks effectively. Similarly, **w/o Rec.** remains largely ineffective, with ASR as high as 22.37% on CIFAR10-BadNets, whereas AtPatch reduces it to just 0.6%, suggesting that improper attention redistribution leaves residual over-attention. Besides, for unfairness mitigation, **w/o Det.** leads to substantial unfairness, reaching 9.6% on Census-age compared to AtPatch’s minimal 0.11%. Meanwhile, **w/o Rec.** still retains notable bias, with 9.31% unfairness on Census-age. Notably, even when **w/o Rec.** occasionally achieves low unfairness, such as 1.13% on COMPAS-race, its accuracy drops by 0.6% compared to AtPatch, suggesting unstable functional preservation.

Analysis. The results confirm that both components are indispensable. The *Detector*’s precision is critical: random column adjustments in **w/o Det.** degrade accuracy without resolving attacks or bias, proving that targeted anomaly localization, not arbitrary modifications, drives AtPatch’s efficacy. Meanwhile, the rescaling process can suppress the over-attention of anomalous columns. Without this process, directly replacing anomalous columns would cause the unaffected columns to retain their original low attention. This results in the replaced columns still exhibiting over-attention relative to others, leading to high ASR or UF. Moreover, such an attention map would lead to feature aggregation distortion, thereby compromising the model’s original functionality and resulting in low accuracy. This highlights the critical importance of AtPatch’s two-stage design (detection and redistribution) for reliable and uninterrupted hot-fix.

Answer to RQ3: Both the *Detector* and the *rescaling process* are indispensable, as their absence severely degrades AtPatch’s debugging efficacy and functional preservation.

5 Discussion

5.1 Orthogonality with Debugging Neurons

While existing neuron-editing debugging techniques [3, 33, 48] primarily focus on identifying and modifying defective neurons or parameters, our AtPatch operates at a distinct level by redistributing intermediate attention maps during inference. This fundamental difference in intervention targets establishes the orthogonality between AtPatch and neuron-based debugging methods.

However, previous studies [33, 58] have shown that neuron editing methods often require sacrificing part of the model’s functionality to mitigate defects, as parameter modifications inevitably disrupt the original decision logic. In contrast, AtPatch is designed to better preserve the model’s original functionality. The *Detector* in AtPatch selectively intervenes in the attention map, ensuring more targeted modifications. Additionally, existing study [7] also suggests that

neuron editing techniques are not well-suited for complex transformer architectures. This is because the dynamic computation graphs constructed by the attention mechanism cause neurons to exhibit different behaviors under different inputs, making fixed neuron edits potentially ineffective across all inputs [6, 54]. In contrast, AtPatch’s hot-fix capability enables real-time redistribution of attention directly at the more fundamental attention map level. Our experimental results further demonstrate this. Using only AtPatch can achieve superior mitigation of backdoor attacks and unfairness while maintaining high model accuracy, outperforming existing methods. Moreover, the results highlight the instability of existing approaches when applied to transformer architectures. Given these findings, along with the computational overhead introduced by combining multiple debugging frameworks, this paper focuses on evaluating AtPatch as an independent solution.

Nevertheless, interventions at the attention map level and the neuron level are architecturally separate and do not present any fundamental conflicts. Therefore, we encourage future research to propose new, more effective and efficient neuron editing methods tailored for transformer architectures. Such advancements would make the hybridization of these two approaches highly valuable in multi-level defect mitigation scenarios.

5.2 OOD Robustness of AtPatch

Out-of-distribution (OOD) data presents a general and well-known challenge for learning-based approaches. In the context of AtPatch, we identify two following distinct OOD scenarios:

1) OOD in input distribution (e.g., new domains of images or text). Since AtPatch operates on attention maps rather than raw inputs, it is inherently more robust to shifts in input distribution. As long as the model exhibits over-attention patterns, the *Detector* can still effectively localize anomalies. In our additional experiments, a *Detector* trained on MNIST was applied to FASHION (simulating cross-domain scenarios) and still achieve a low attack success rate of 1.13%, close to the original 0.90%. This suggests that AtPatch generalizes well under moderate input distribution shifts.

2) OOD in over-attention patterns (e.g., new backdoor triggers or protected attribute). This type of OOD reflects the victim model itself has been changed (e.g., poisoned by new triggers). In such cases, the previous *Debugging Set of Detector* may no longer reflect the model’s current behavior. To address this, developers should update the *Debugging Set* using the inverse optimization method described in Section 3.2 and retrain the *Detector* accordingly. This process remains lightweight and does not require changing the model’s parameters.

Alternative to retraining. As a potential direction for future work, we consider replacing the supervised *Detector* with unsupervised anomaly detection techniques that can identify over-attention

without requiring a labeled *Debugging Set*. This could eliminate the need for retraining when the model evolves. However, such methods are known to suffer from high false positive rates, which may lead to unnecessary or incorrect interventions. Balancing generalization and precision remains an open challenge in this area.

5.3 The Scalability of AtPatch

AtPatch is a general-purpose debugging framework designed for transformer-based models. Its core mechanism operates directly on attention maps, making it inherently applicable across different data modalities such as images, tabular data, and natural language.

Our main evaluation focused on image and tabular datasets to ensure consistency with prior works [3, 8, 33, 41, 48, 64] and enable fair comparisons. However, AtPatch is not limited to these domains. To demonstrate its extensibility, we applied AtPatch to a BERT-based sentiment classifier on the IMDB dataset under the BadNL [5] backdoor attack. AtPatch reduced the attack success rate from 97.90% to 0.70%, while maintaining clean accuracy (from 87.63% to 87.34%). These findings support AtPatch’s ability to scale to larger models and more complex modalities. We believe this provides a strong foundation for future work on applying AtPatch to multi-modal transformers and other attention-related vulnerabilities in real-world systems.

5.4 Threats to Validity

External threats arise from potential biases in datasets, model architectures, backdoor attack strategies and the selection of protected attributes. To mitigate this, we evaluate AtPatch on 6 widely recognized benchmarks commonly used in prior debugging studies and 6 different model architectures, 3 prevalent backdoor attack paradigms, and widely adopted 4 fairness-sensitive attributes. Internal threats relate to potential implementation errors in AtPatch or baselines. To mitigate this, we rigorously validate AtPatch’s implementation and reuse official codebases for all baselines as much as possible. Construct threats relate to hyperparameter setting, particularly the λ of contrastive loss and detection threshold τ . To mitigate this, we align contrastive learning hyperparameters with established best practices. The threshold τ is empirically determined, and its robustness is validated in RQ2.

Adaptive Attack Resilience. Another potential threat involves adaptive attackers which may attempt to craft triggers that evade AtPatch’s detection and attention redistribution. Unlike traditional adversarial attacks that directly perturb the input, attackers in our setting must indirectly influence the attention map through input manipulation, which is significantly more complex, especially in black-box scenarios where the attention behavior is not observable. To further enhance robustness, one promising direction is to employ an ensemble of *Detector* with diverse architectures or training objectives. This would increase the difficulty for an attacker to simultaneously bypass all detection mechanisms. We acknowledge this as an important avenue for future work.

6 Related Works

DNN Testing. Research on DNN testing has explored various coverage criteria to assess model robustness [14, 49, 56]. DeepXplore [43] and DeepGauge [38] introduced neuron activation coverage metrics to guide test case generation. Subsequent work like NeuronInspect [24] extended these ideas to backdoor detection by analyzing

activation patterns. Furthermore, DeepTest [51] specialized in autonomous driving scenarios, generating diverse synthetic inputs to expose erroneous behaviors. DeepMutation [39] formalized mutation testing for DNNs, quantifying test suite quality by measuring fault detection rates. DeepConcolic [50] combined symbolic execution and concolic testing to maximize decision boundary coverage. While these methods excel at defect identification, they primarily target pre-deployment testing and lack runtime repair mechanisms. In contrast, AtPatch extends testing principles to runtime monitoring and intervention, addressing defects dynamically without disrupting model deployment.

DNN Debugging. Debugging techniques for DNNs aim to diagnose and mitigate defects such as backdoors [16, 34] or unfairness [2, 52]. IDNN [3] isolates critical neurons responsible for defects through dynamic contribution analysis and repairs them without retraining, while CARE [48] combines causal attribution with particle swarm optimization to adjust neuron weights for bias elimination. For backdoor mitigation, methods like Fine-Pruning [33] prune suspicious neurons and fine-tune models, and Neural Cleanse [55] detects triggers via activation anomalies. ADF [64] addresses unfairness by generating discriminatory instances via adversarial sampling and retraining. However, these methods often require architectural modifications, weight adjustments, or trigger reconstruction, which may compromise model functionality or demand retraining. AtPatch distinguishes itself by operating non-invasively: it identifies over-attention patterns via contrastive learning, dynamically *patches* attention maps at runtime, and preserves the original model’s parameters and behavior on clean inputs.

7 Conclusion

In this paper, we propose AtPatch, a novel hot-fix method for transformer-based DNNs, inspired by over-attention phenomenon, and software engineering paradigms of delta debugging and hot patching. AtPatch detects and redistributes anomalous attention distributions at inference time, mitigating backdoor attacks and unfairness without modifying model parameters. Specifically, AtPatch employs a *Detector* to identify over-attention columns. It then replaces the detected anomalous columns with unified benign attention columns and rescales the unaffected columns to redistribute attention. Compared to traditional methods, AtPatch is more specifically tailored for transformer-based models. Its on-the-fly design eliminates the need to modify model parameters or retrain the model, making it more suitable for deployed models. Experimental results demonstrate that AtPatch can effectively debug the model while preserving its original functionality.

Acknowledgments

We would like to thank anonymous reviewers for their constructive comments. This project was partially funded by the National Key R&D Program of China (No. 2024YFB4506400), the National Research Foundation, Singapore, and the Cyber Security Agency under its National Cybersecurity R&D Programme (NCRP25-P04-TAICeN), and the National Natural Science Foundation of China under Grant No. 62372225 and No. 62272220. Any opinions, findings and conclusions or recommendations expressed in this material are those of the author(s) and do not reflect the views of National

Research Foundation, Singapore and Cyber Security Agency of Singapore.

References

- [1] [n. d.]. Repository - GitHub. <https://github.com/SSCT-Lab/AtPatch>. (Accessed on 9/9/2025).
- [2] Rico Angell, Brittany Johnson, Yuriy Brun, and Alexandra Meliou. 2018. Themis: Automatically testing software for discrimination. In *Proceedings of the 2018 26th ACM Joint meeting on european software engineering conference and symposium on the foundations of software engineering*. 871–875.
- [3] Jialuo Chen, Jingyi Wang, Yucheng Sun, Peng Cheng, and Jiming Chen. 2024. Isolation-Based Debugging for Neural Networks. In *Proceedings of the 33rd ACM SIGSOFT International Symposium on Software Testing and Analysis*. 338–349.
- [4] Ting Chen, Simon Kornblith, Mohammad Norouzi, and Geoffrey Hinton. 2020. A simple framework for contrastive learning of visual representations. In *International conference on machine learning*. PMLR, 1597–1607.
- [5] Xiaoyi Chen, Ahmed Salem, Dingfan Chen, Michael Backes, Shiqing Ma, Qingni Shen, Zhonghai Wu, and Yang Zhang. 2021. Badnl: Backdoor attacks against nlp models with semantic-preserving improvements. In *Proceedings of the 37th Annual Computer Security Applications Conference*. 554–569.
- [6] Kevin Clark, Urvashi Khandelwal, Omer Levy, and Christopher D Manning. 2019. What does bert look at? an analysis of bert's attention. *arXiv preprint arXiv:1906.04341* (2019).
- [7] Damai Dai, Li Dong, Yaru Hao, Zhifang Sui, Baobao Chang, and Furu Wei. 2021. Knowledge neurons in pretrained transformers. *arXiv preprint arXiv:2104.08696* (2021).
- [8] Vishnu Asutosh Dasu, Ashish Kumar, Saeid Tizpaz-Niari, and Gang Tan. 2024. Neufair: Neural network fairness repair with dropout. In *Proceedings of the 33rd ACM SIGSOFT International Symposium on Software Testing and Analysis*. 1541–1553.
- [9] Jesse Davis and Mark Goadrich. 2006. The relationship between Precision-Recall and ROC curves. In *Proceedings of the 23rd international conference on Machine learning*. 233–240.
- [10] Jacob Devlin, Ming-Wei Chang, Kenton Lee, and Kristina Toutanova. 2019. Bert: Pre-training of deep bidirectional transformers for language understanding. In *Proceedings of the 2019 conference of the North American chapter of the association for computational linguistics: human language technologies, volume 1 (long and short papers)*. 4171–4186.
- [11] Alexey Dosovitskiy, Lucas Beyer, Alexander Kolesnikov, Dirk Weissenborn, Xi-aohua Zhai, Thomas Unterthiner, Mostafa Dehghani, Matthias Minderer, Georg Heigold, Sylvain Gelly, et al. 2020. An image is worth 16x16 words: Transformers for image recognition at scale. *arXiv preprint arXiv:2010.11929* (2020).
- [12] Alexey Dosovitskiy, German Ros, Felipe Codevilla, Antonio Lopez, and Vladlen Koltun. 2017. CARLA: An open urban driving simulator. In *Conference on robot learning*. PMLR, 1–16.
- [13] Cynthia Dwork, Moritz Hardt, Toniann Pitassi, Omer Reingold, and Richard Zemel. 2012. Fairness through awareness. In *Proceedings of the 3rd innovations in theoretical computer science conference*. 214–226.
- [14] Yang Feng, Qingkai Shi, Xinyu Gao, Jun Wan, Chunrong Fang, and Zhenyu Chen. 2020. Deepgini: prioritizing massive tests to enhance the robustness of deep neural networks. In *Proceedings of the 29th ACM SIGSOFT international symposium on software testing and analysis*. 177–188.
- [15] Sainyam Galhotra, Yuriy Brun, and Alexandra Meliou. 2017. Fairness testing: testing software for discrimination. In *Proceedings of the 2017 11th Joint meeting on foundations of software engineering*. 498–510.
- [16] Yansong Gao, Change Xu, Derui Wang, Shiping Chen, Damith C Ranasinghe, and Surya Nepal. 2019. Strip: A defence against trojan attacks on deep neural networks. In *Proceedings of the 35th annual computer security applications conference*. 113–125.
- [17] Yury Gorishniy, Ivan Rubachev, Valentin Khrukov, and Artem Babenko. 2021. Revisiting deep learning models for tabular data. *Advances in neural information processing systems* 34 (2021), 18932–18943.
- [18] Tianyu Gu, Kang Liu, Brendan Dolan-Gavitt, and Siddharth Garg. 2019. Badnets: Evaluating backdoor attacks on deep neural networks. *IEEE Access* 7 (2019), 47230–47244.
- [19] Raia Hadsell, Sumit Chopra, and Yann LeCun. 2006. Dimensionality reduction by learning an invariant mapping. In *2006 IEEE computer society conference on computer vision and pattern recognition (CVPR'06)*, Vol. 2. IEEE, 1735–1742.
- [20] Richard W Hamming. 1950. Error detecting and error correcting codes. *The Bell system technical journal* 29, 2 (1950), 147–160.
- [21] Carol Hanna and Justyna Petke. 2023. Hot patching hot fixes: Reflection and perspectives. In *2023 38th IEEE/ACM International Conference on Automated Software Engineering (ASE)*. IEEE, 1781–1786.
- [22] Phu Mon Htut, Jason Phang, Shikha Bordia, and Samuel R Bowman. 2019. Do attention heads in BERT track syntactic dependencies? *arXiv preprint arXiv:1911.12246* (2019).
- [23] Kexin Huang, Jaan Altosaar, and Rajesh Ranganath. 2019. Clinicalbert: Modeling clinical notes and predicting hospital readmission. *arXiv preprint arXiv:1904.05342* (2019).
- [24] Xijie Huang, Moustafa Alzantot, and Mani Srivastava. 2019. Neuroninspect: Detecting backdoors in neural networks via output explanations. *arXiv preprint arXiv:1911.07399* (2019).
- [25] Xin Huang, Ashish Khetan, Milan Cvitkovic, and Zohar Karnin. 2020. Tabtransformer: Tabular data modeling using contextual embeddings. *arXiv preprint arXiv:2012.06678* (2020).
- [26] James Kennedy and Russell Eberhart. 1995. Particle swarm optimization. In *Proceedings of ICNN'95-international conference on neural networks*, Vol. 4. IEEE, 1942–1948.
- [27] Prannay Khosla, Piotr Teterwak, Chen Wang, Aaron Sarna, Yonglong Tian, Phillip Isola, Aaron Maschiot, Ce Liu, and Dilip Krishnan. 2020. Supervised contrastive learning. *Advances in neural information processing systems* 33 (2020), 18661–18673.
- [28] Ron Kohavi et al. 1996. Scaling up the accuracy of naive-bayes classifiers: A decision-tree hybrid. In *Kdd*, Vol. 96. 202–207.
- [29] Alex Krizhevsky, Geoffrey Hinton, et al. 2009. Learning multiple layers of features from tiny images. (2009).
- [30] Yann LeCun, Bernhard Boser, John S Denker, Donnie Henderson, Richard E Howard, Wayne Hubbard, and Lawrence D Jackel. 1989. Backpropagation applied to handwritten zip code recognition. *Neural computation* 1, 4 (1989), 541–551.
- [31] Yann LeCun, Léon Bottou, Yoshua Bengio, and Patrick Haffner. 1998. Gradient-based learning applied to document recognition. *Proc. IEEE* 86, 11 (1998), 2278–2324.
- [32] Yiming Li, Yong Jiang, Zhifeng Li, and Shu-Tao Xia. 2022. Backdoor learning: A survey. *IEEE transactions on neural networks and learning systems* 35, 1 (2022), 5–22.
- [33] Kang Liu, Brendan Dolan-Gavitt, and Siddharth Garg. 2018. Fine-pruning: Defending against backdoor attacks on deep neural networks. In *International symposium on research in attacks, intrusions, and defenses*. Springer, 273–294.
- [34] Yingqi Liu, Wen-Chuan Lee, Guanrong Tao, Shiqing Ma, Yousra Aafer, and Xiangyu Zhang. 2019. Abs: Scanning neural networks for back-doors by artificial brain stimulation. In *Proceedings of the 2019 ACM SIGSAC Conference on Computer and Communications Security*. 1265–1282.
- [35] Yingqi Liu, Shiqing Ma, Yousra Aafer, Wen-Chuan Lee, Juan Zhai, Weihang Wang, and Xiangyu Zhang. 2018. Trojaning attack on neural networks. In *25th Annual Network And Distributed System Security Symposium (NDSS 2018)*. Internet Soc.
- [36] Ze Liu, Yutong Lin, Yue Cao, Han Hu, Yixuan Wei, Zheng Zhang, Stephen Lin, and Baining Guo. 2021. Swin transformer: Hierarchical vision transformer using shifted windows. In *Proceedings of the IEEE/CVF international conference on computer vision*. 10012–10022.
- [37] Ilya Loshchilov and Frank Hutter. 2017. Decoupled weight decay regularization. *arXiv preprint arXiv:1711.05101* (2017).
- [38] Lei Ma, Felix Juefei-Xu, Fuyuan Zhang, Jiyuan Sun, Minhui Xue, Bo Li, Chunyang Chen, Ting Su, Li Li, Yang Liu, et al. 2018. Deepgauge: Multi-granularity testing criteria for deep learning systems. In *Proceedings of the 33rd ACM/IEEE international conference on automated software engineering*. 120–131.
- [39] Lei Ma, Fuyuan Zhang, Jiyuan Sun, Minhui Xue, Bo Li, Felix Juefei-Xu, Chao Xie, Li Li, Yang Liu, Jianjun Zhao, et al. 2018. Deepmutation: Mutation testing of deep learning systems. In *2018 IEEE 29th international symposium on software reliability engineering (ISSRE)*. IEEE, 100–111.
- [40] Ghassan Mishreghi and Zhendong Su. 2006. HDD: hierarchical delta debugging. In *Proceedings of the 28th international conference on Software engineering*. 142–151.
- [41] Verna Monjezi, Ashutosh Trivedi, Gang Tan, and Saeid Tizpaz-Niari. 2023. Information-theoretic testing and debugging of fairness defects in deep neural networks. In *2023 IEEE/ACM 45th International Conference on Software Engineering (ICSE)*. IEEE, 1571–1582.
- [42] Sérgio Moro, Paulo Cortez, and Paulo Rita. 2014. A data-driven approach to predict the success of bank telemarketing. *Decision Support Systems* 62 (2014), 22–31.
- [43] Kexin Pei, Yinzi Cao, Junfeng Yang, and Suman Jana. 2017. Deepxplore: Automated whitebox testing of deep learning systems. In *proceedings of the 26th Symposium on Operating Systems Principles*. 1–18.
- [44] Anna Rogers, Olga Kovaleva, and Anna Rumshisky. 2021. A primer in BERTology: What we know about how BERT works. *Transactions of the association for computational linguistics* 8 (2021), 842–866.
- [45] David E Rumelhart, Geoffrey E Hinton, and Ronald J Williams. 1986. Learning representations by back-propagating errors. *nature* 323, 6088 (1986), 533–536.
- [46] Aniruddha Saha, Akshayvarun Subramanya, and Hamed Pirsiavash. 2020. Hidden trigger backdoor attacks. In *Proceedings of the AAAI conference on artificial intelligence*, Vol. 34. 11957–11965.
- [47] Andrew D Selbst, Danah Boyd, Sorelle A Friedler, Suresh Venkatasubramanian, and Janet Vertesi. 2019. Fairness and abstraction in sociotechnical systems. In *Proceedings of the conference on fairness, accountability, and transparency*. 59–68.

- [48] Bing Sun, Jun Sun, Long H Pham, and Jie Shi. 2022. Causality-based neural network repair. In *Proceedings of the 44th International Conference on Software Engineering*. 338–349.
- [49] Youcheng Sun, Xiaowei Huang, Daniel Kroening, James Sharp, Matthew Hill, and Rob Ashmore. 2018. Testing deep neural networks. *arXiv preprint arXiv:1803.04792* (2018).
- [50] Youcheng Sun, Xiaowei Huang, Daniel Kroening, James Sharp, Matthew Hill, and Rob Ashmore. 2019. DeepConcolic: Testing and debugging deep neural networks. In *2019 IEEE/ACM 41st International Conference on Software Engineering: Companion Proceedings (ICSE-Companion)*. IEEE, 111–114.
- [51] Yuchi Tian, Kexin Pei, Suman Jana, and Baishakhi Ray. 2018. Deeptest: Automated testing of deep-neural-network-driven autonomous cars. In *Proceedings of the 40th international conference on software engineering*. 303–314.
- [52] Florian Tramer, Vaggelis Atlidakis, Roxana Geambasu, Daniel Hsu, Jean-Pierre Hubaux, Mathias Humbert, Ari Juels, and Huang Lin. 2017. Fairtest: Discovering unwarranted associations in data-driven applications. In *2017 IEEE European Symposium on Security and Privacy (EuroS&P)*. IEEE, 401–416.
- [53] Ashish Vaswani, Noam Shazeer, Niki Parmar, Jakob Uszkoreit, Llion Jones, Aidan N Gomez, Łukasz Kaiser, and Illia Polosukhin. 2017. Attention is all you need. *Advances in neural information processing systems* 30 (2017).
- [54] Jesse Vig and Yonatan Belinkov. 2019. Analyzing the structure of attention in a transformer language model. *arXiv preprint arXiv:1906.04284* (2019).
- [55] Bolun Wang, Yuanshun Yao, Shawn Shan, Huiying Li, Bimal Viswanath, Haitao Zheng, and Ben Y Zhao. 2019. Neural cleanse: Identifying and mitigating backdoor attacks in neural networks. In *2019 IEEE symposium on security and privacy (SP)*. IEEE, 707–723.
- [56] Shihao Weng, Yang Feng, Yining Yin, and Jia Liu. 2023. Prioritizing testing instances to enhance the robustness of object detection systems. In *Proceedings of the 14th asia-pacific symposium on Internetware*. 194–204.
- [57] Paul Werbos. 1974. Beyond regression: New tools for prediction and analysis in the behavioral sciences. *PhD thesis, Committee on Applied Mathematics, Harvard University, Cambridge, MA* (1974).
- [58] Dongxian Wu and Yisen Wang. 2021. Adversarial neuron pruning purifies backdoored deep models. *Advances in Neural Information Processing Systems* 34 (2021), 16913–16925.
- [59] Han Xiao, Kashif Rasul, and Roland Vollgraf. 2017. Fashion-mnist: a novel image dataset for benchmarking machine learning algorithms. *arXiv preprint arXiv:1708.07747* (2017).
- [60] Pengcheng Yin, Graham Neubig, Wen-tau Yih, and Sebastian Riedel. 2020. TaBERT: Pretraining for joint understanding of textual and tabular data. *arXiv preprint arXiv:2005.08314* (2020).
- [61] Li Yuan, Yunpeng Chen, Tao Wang, Weihao Yu, Yujun Shi, Zi-Hang Jiang, Francis EH Tay, Jiashi Feng, and Shuicheng Yan. 2021. Tokens-to-token vit: Training vision transformers from scratch on imagenet. In *Proceedings of the IEEE/CVF international conference on computer vision*. 558–567.
- [62] Andreas Zeller and Ralf Hildebrandt. 2002. Simplifying and isolating failure-inducing input. *IEEE Transactions on software engineering* 28, 2 (2002), 183–200.
- [63] Rich Zemel, Yu Wu, Kevin Swersky, Toni Pitassi, and Cynthia Dwork. 2013. Learning fair representations. In *International conference on machine learning*. PMLR, 325–333.
- [64] Peixin Zhang, Jingyi Wang, Jun Sun, Guoliang Dong, Xinyu Wang, Xingen Wang, Jin Song Dong, and Ting Dai. 2020. White-box fairness testing through adversarial sampling. In *Proceedings of the ACM/IEEE 42nd international conference on software engineering*. 949–960.