

# Spectral Gap of Metropolis Algorithms for Non-smooth Distributions under Isoperimetry

Shuigen Liu\*

Xin T. Tong\*

January 30, 2026

## Abstract

Metropolis algorithms are classical tools for sampling from target distributions, with broad applications in statistics and scientific computing. Their convergence speed is governed by the spectral gap of the associated Markov operator. Recently, [Andrieu et al. \(2024\)](#) derived the first explicit bounds for the spectral gap of Random-Walk Metropolis when the target distribution is smooth and strongly log-concave. However, existing literature rarely discuss non-smooth targets. In this work, we derive explicit spectral gap bounds for the random-walk Metropolis and Metropolis-adjusted Langevin algorithms over a broad class of non-smooth distributions. Moreover, combining our analysis with a recent result in [Goyal et al. \(2025\)](#), we extend these bounds to targets satisfying a Poincaré or log-Sobolev inequality, beyond the strongly log-concave setting. Our theoretical results are further supported by numerical experiments.

**Keywords:** Metropolis algorithms, spectral gap, non-smooth distributions, isoperimetry

**Mathematics Subject Classification:** 65C05, 65C40, 60J22

## 1 Introduction

Sampling from a target distribution is a fundamental problem in statistics, scientific computing, and machine learning ([Dwivedi et al., 2018](#); [Mou et al., 2022](#); [Chewi, 2023](#)). For decades, Markov Chain Monte Carlo (MCMC) methods ([Brooks et al., 2011](#)) have been the workhorse for sampling from complex distributions, among which Metropolis algorithm ([Metropolis et al., 1953](#)) is one of the simplest yet most widely used. Metropolis algorithm consists of two steps: (1) the proposal step, where a candidate sample is generated from a proposal distribution; and (2) the acceptance-rejection step, where the proposal is accepted or rejected according to an acceptance probability. The flexibility in choosing the proposal distribution gives rise to various Metropolis algorithms, such as the Random-Walk Metropolis (RWM) ([Mengersen and Tweedie, 1996](#)), the Metropolis-adjusted Langevin algorithm (MALA) ([Roberts and Tweedie, 1996](#)), and the Hamiltonian Monte Carlo (HMC) ([Duane et al., 1987](#)).

Despite decades of successful use, quantitative analysis of the convergence of Metropolis algorithms has received significant attention only in recent years ([Dwivedi et al., 2018](#); [Chewi et al., 2021](#); [Andrieu et al., 2024](#); [Goyal et al., 2025](#)); for a comprehensive review, see for instance [Andrieu et al. \(2024\)](#). These convergence results quantify the mixing behavior of Metropolis algorithms, and provide theoretical guidance for tuning hyperparameters in practice. A key quantity governing the convergence speed of Metropolis algorithms is the  $L^2$ -spectral gap of the associated Markov operator ([Levin et al., 2009](#); [Bakry et al., 2014](#)), and it was not until

---

\*Department of Mathematics, National University of Singapore, Singapore 119076 ([shuigen@u.nus.edu](mailto:shuigen@u.nus.edu), [mattxin@nus.edu.sg](mailto:mattxin@nus.edu.sg)).

recently that [Andrieu et al. \(2024\)](#) derived the first explicit lower bounds on the spectral gap of RWM. Their analysis builds on earlier works ([Vempala, 2005](#); [Dwivedi et al., 2018](#)) and develops an isoperimetric-inequality framework for estimating the spectral gap of Metropolis algorithms. Using this framework, the authors establish explicit spectral gap bounds of RWM that achieve minimax-optimal dependence on the dimension and the condition number for smooth, strongly log-concave distributions. A more recent work ([Goyal et al., 2025](#)) further generalizes this framework to distributions that only satisfy a Poincaré or log-Sobolev inequality, thereby extending the isoperimetric approach beyond the strongly log-concave setting.

However, existing theoretical results on the convergence of Metropolis algorithms mostly focus on smooth distributions. Such analyses typically rely on differentiability of the log-density, and often require additional regularity such as Lipschitz continuity of the gradient ([Dwivedi et al., 2018](#); [Wu et al., 2022](#); [Andrieu et al., 2024](#)). This limits their applicability to non-smooth target distributions which are prevalent in many applications, e.g., Bayesian Lasso ([Park and Casella, 2008](#); [Park and Hastie, 2007](#)), image processing ([Durmus et al., 2018](#); [Flock et al., 2025](#)), and graphical model learning ([Wainwright and Jordan, 2008](#)). Such non-smoothness often arises from  $\ell_1$ -type regularization or ReLU-like activation functions, leading to log-densities that are not differentiable everywhere. The non-differentiability also poses challenges for gradient-based Metropolis algorithms such as MALA, and developing effective modifications remains an active research topic ([Durmus et al., 2018](#); [Mou et al., 2022](#)).

In this work, we extend the isoperimetric approach to analyze the spectral gap of Metropolis algorithms for a broad class of non-smooth distributions, where the log-density can be decomposed into a smooth part and a non-smooth Lipschitz part. We derive explicit spectral gap bounds for both RWM and MALA under appropriate step-size constraints. For RWM, we further generalize the results of [Andrieu et al. \(2024\)](#) to distributions satisfying a Poincaré or log-Sobolev inequality by combining our analysis with [Goyal et al. \(2025\)](#). Our main technical contribution is to establish the close-coupling condition ([Vempala, 2005](#)) for Metropolis algorithms over non-smooth distributions. As a by-product, we obtain a uniform lower bound on the acceptance rate of MALA under log-concavity, which, to the best of our knowledge, is not available in the existing literature. These theoretical results are further supported by numerical experiments.

The rest of the paper is organized as follows. In Section 2, we review Metropolis algorithms and introduce the class of non-smooth distributions considered in this work. In Section 3, we summarize the isoperimetric approach for spectral gap of Metropolis algorithms in [Andrieu et al. \(2024\)](#); [Goyal et al. \(2025\)](#). In Section 4, we present our main results on the spectral gap of RWM and MALA for non-smooth distributions. In Section 5, we report numerical experiments that verify the theoretical results. We conclude in Section 6, and technical proofs are deferred to the appendix.

**Notations** For a vector  $x \in \mathbb{R}^d$ , denote  $|x|_p$  as the  $\ell_p$ -norm of  $x$ , and simply write  $|x| = |x|_2$ . Denote  $f = \mathcal{O}(g)$  if there exists a universal constant  $C > 0$  such that  $f \leq Cg$ . Denote  $\mathcal{P}(\mathbb{R}^d)$  as the set of probability distributions on  $\mathbb{R}^d$ . Denote  $\mathbf{N}(m, C)$  as the Gaussian distribution with mean  $m$  and covariance  $C$ , and denote  $\mathbf{N}(x; m, C)$  as its density function evaluated at  $x$ . For a probability distribution  $\pi$  and a function  $u(x)$ , denote  $\mathbb{E}_\pi[u] = \int u(x)\pi(x)dx$  as the expectation of  $u$  under  $\pi$ . Denote the  $\pi$ -weighted  $L^2$ -norm of  $u$  as  $\|u\|_{L^2(\pi)} := (\int u^2(x)\pi(x)dx)^{1/2}$ . Denote the weighted space  $L^2(\pi) = \{u : \mathbb{R}^d \rightarrow \mathbb{R} \mid \|u\|_{L^2(\pi)} < \infty\}$ . Let  $P(x, y)$  denote a Markov kernel, denote  $Pu(x) = \int P(x, y)u(y)dy$ ,  $(\pi \otimes P)(x, y) = \pi(x)P(x, y)$ .

## 2 Metropolis algorithms and non-smooth distributions

### 2.1 Metropolis algorithms

Let  $\pi \in \mathcal{P}(\mathbb{R}^d)$  be a probability distribution on  $\mathbb{R}^d$  with density  $\pi(x)$ . The Metropolis algorithm is a class of Markov chain Monte Carlo methods that approximately sample from  $\pi$  by constructing a Markov transition kernel  $\mathbf{P}$  that leaves  $\pi$  invariant. Given a proposal kernel  $\mathbf{Q}$ , the algorithm first proposes  $x' \sim \mathbf{Q}(x, \cdot)$  and then accepts it with probability

$$\alpha(x, x') = \min \left\{ 1, \frac{\pi(x')\mathbf{Q}(x', x)}{\pi(x)\mathbf{Q}(x, x')} \right\}. \quad (2.1)$$

The resulting transition kernel is

$$\mathbf{P}(x, y) = \alpha(x, y)\mathbf{Q}(x, y) + \left( 1 - \int \alpha(x, x')\mathbf{Q}(x, x') dx' \right) \delta_x(y). \quad (2.2)$$

Here  $\delta_x$  is the Dirac delta measure at  $x$ . Note  $\mathbf{P}$  is reversible with respect to  $\pi$ , i.e., it satisfies the detailed balance condition

$$\pi(x)\mathbf{P}(x, y) = \pi(y)\mathbf{P}(y, x),$$

and thus leaves  $\pi$  invariant. In this work, we focus on two Metropolis algorithms, i.e., the Random-Walk Metropolis and the Metropolis-adjusted Langevin algorithm.

#### 2.1.1 Random-Walk Metropolis

In RWM, the proposal is generated by a random walk step:

$$x' = x + h\xi, \quad \xi \sim \mathbf{N}(0, \mathbf{I}). \quad (2.3)$$

Therefore, the proposal kernel  $\mathbf{Q}_{\text{RWM}}$  is given by

$$\mathbf{Q}_{\text{RWM}}(x, x') = \mathbf{N}(x'; x, h^2\mathbf{I}). \quad (2.4)$$

Notice since  $\mathbf{Q}_{\text{RWM}}$  is symmetric, the acceptance probability (2.1) reduces to

$$\alpha(x, x') = \min \left\{ 1, \frac{\pi(x')}{\pi(x)} \right\}. \quad (2.5)$$

#### 2.1.2 Metropolis-adjusted Langevin algorithm

In MALA, the proposal is generated by a single step of the Euler-Maruyama discretization of the overdamped Langevin dynamics:

$$x' = x + h\nabla \log \pi(x) + \sqrt{2h}\xi, \quad \xi \sim \mathbf{N}(0, \mathbf{I}). \quad (2.6)$$

Equivalently, the proposal kernel  $\mathbf{Q}_{\text{MALA}}$  is given by

$$\mathbf{Q}_{\text{MALA}}(x, x') = \mathbf{N}(x'; x + h\nabla \log \pi(x), 2h\mathbf{I}). \quad (2.7)$$

Note that MALA is a gradient-based method, i.e., it requires the evaluation of  $\nabla \log \pi(x)$  at each step.

## 2.2 Non-smooth distributions

In many applications, the target distribution  $\pi$  may be non-smooth. For example, in Bayesian statistics, non-smooth priors such as the Laplace prior or spike-and-slab priors are commonly employed to induce sparsity in high-dimensional models (Mitchell and Beauchamp, 1988; Park and Casella, 2008). In machine learning, non-smooth activation functions such as ReLU can likewise lead to non-smooth posterior distributions. Such non-smooth distributions generally do not admit gradients that are defined everywhere, which poses challenges for gradient-based sampling methods and complicates the convergence analysis of MCMC algorithms (Flock et al., 2025).

In this work, we consider a class of non-smooth distributions, where the log density can be decomposed into a smooth part and a non-smooth globally Lipschitz part, which is referred to as a non-smooth composite potential in Mou et al. (2022). Specifically, we make the following assumption on the target distribution  $\pi$ .

**Assumption 2.1.** The log-density of the distribution  $\pi \in \mathcal{P}(\mathbb{R}^d)$  can be decomposed as

$$\log \pi(x) = f(x) + g(x), \quad (2.8)$$

and the following conditions hold:

1.  $f(x)$  is  $M$ -smooth, i.e.,

$$\forall x, y \in \mathbb{R}^d, \quad |\nabla f(x) - \nabla f(y)| \leq M |x - y|. \quad (2.9)$$

2.  $g(x)$  is  $L$ -Lipschitz, i.e.,

$$\forall x, y \in \mathbb{R}^d, \quad |g(x) - g(y)| \leq L |x - y|. \quad (2.10)$$

The decomposition (2.8) arises naturally in many applications. In Bayesian statistics,  $\pi$  represents a posterior distribution, where  $f(x)$  is the log-likelihood and  $g(x)$  is the log-prior density. In many sparsity-promoting problems, the prior is chosen to be of  $\ell_1$ -type, such as the Laplace prior or spike-and-slab priors, which use a non-smooth log-density  $g(x)$ .

Assumption 2.1 essentially requires that the non-smooth component  $g$  is globally Lipschitz, which is satisfied if the non-smoothness comes from  $\ell_1$ -regularization or ReLU-like potentials. For instance, consider the Bayesian Lasso model

$$\pi(x) \propto \exp \left( -\frac{1}{2} |Ax - b|^2 - \mu |x|_1 \right). \quad (2.11)$$

The non-smooth part  $g(x) = -\mu |x|_1$  is globally  $\mu$ -Lipschitz.

**Remark 2.1.** An important class of non-smooth targets not covered in this work is the distributions with constrained support, where the density includes an indicator term and is therefore not continuous at the boundary. There is a vast literature on MCMC for such constrained distributions; see for instance Lovász (1999).

## 2.3 Metropolis algorithms for non-smooth distributions

Metropolis algorithms can still be applied to sample from non-smooth distributions, with possible minor modifications. For RWM, no modification is needed. For MALA, we need to specify the gradient  $\nabla \log \pi(x)$  in the proposal distribution (2.7). We follow the subgradient approach (Durmus et al., 2019), where the gradient is replaced by the subgradient  $\partial \log \pi(x)$ .

Suppose  $\pi$  is log-concave, i.e.,  $-\log \pi(x)$  is convex. Define its subgradient as

$$\partial \log \pi(x) = \left\{ v \in \mathbb{R}^d : \forall y \in \mathbb{R}^d, \log \pi(y) \leq \log \pi(x) + v \cdot (y - x) \right\}. \quad (2.12)$$

It is well known that  $\partial \log \pi(x)$  is non-empty for all  $x \in \mathbb{R}^d$  when  $\pi$  is log-concave, and at the points where  $\log \pi(x)$  is differentiable,  $\partial \log \pi(x)$  reduces to the singleton  $\{\nabla \log \pi(x)\}$  (Nesterov, 2004). Since  $\partial \log \pi(x)$  is a set, we need to choose a specific subgradient in the proposal distribution (2.7). A possible choice is the subgradient with minimal norm, i.e.,

$$v(x) := \arg \min \{|v| : v \in \partial \log \pi(x)\}. \quad (2.13)$$

It can be easily verified that under Assumption 2.1, for any choice of  $v(x) \in \partial \log \pi(x)$ , we can decompose

$$v(x) = \nabla f(x) + v_s(x), \quad v_s(x) \in \partial g(x). \quad (2.14)$$

Therefore, we can draw the MALA proposal for non-smooth distributions as

$$x' = x + hv(x) + \sqrt{2h}\xi, \quad \xi \sim \mathcal{N}(0, \mathbf{I}). \quad (2.15)$$

That is,  $\mathbf{Q}_{\text{MALA}}(x, x') = \mathcal{N}(x'; x + hv(x), 2h\mathbf{I})$ . This is also known as the MSALA algorithm in Ning (2025).

### 3 Isoperimetric approach to the spectral gap

#### 3.1 Spectral gap

The spectral gap of a Markov kernel  $\mathbf{P}$  plays a crucial role in quantifying the convergence speed of the associated Markov chain to its invariant distribution  $\pi$ .

**Definition 3.1.** Let  $\mathbf{P}$  be a Markov kernel with invariant distribution  $\pi$ . The spectral gap of  $\mathbf{P}$  is defined as

$$\text{Gap}(\mathbf{P}) = \sup \left\{ 1 - \frac{\mathbb{E}_\pi[u \cdot \mathbf{P}u]}{\mathbb{E}_\pi[u^2]} : 0 \neq u \in L^2(\pi), \mathbb{E}_\pi[u] = 0 \right\}. \quad (3.1)$$

When  $\mathbf{P}$  is reversible with respect to  $\pi$ , the spectral gap quantifies the  $L^2(\pi)$ -convergence rate of the associated Markov chain:

$$\forall u \in L^2(\pi), \quad \|\mathbf{P}^n u - \mathbb{E}_\pi[u]\|_{L^2(\pi)} \leq (1 - \text{Gap}(\mathbf{P}))^n \|u - \mathbb{E}_\pi[u]\|_{L^2(\pi)}. \quad (3.2)$$

We refer to Chapter 12 in Levin et al. (2009) for more details on spectral gap and its connections to convergence analysis of Markov chains.

A fundamental tool for estimating the spectral gap is *Cheeger's inequality* (Cheeger, 1970), which relates the spectral gap to the *conductance* of  $\mathbf{P}$ :

$$\Phi(\mathbf{P}) = \inf \left\{ \frac{(\pi \otimes \mathbf{P})(S \times S^c)}{\pi(S)} : S \subseteq \mathbb{R}^d, 0 < \pi(S) \leq \frac{1}{2} \right\}. \quad (3.3)$$

**Theorem 3.1** (Lawler and Sokal (1988)). *Let  $\mathbf{P}$  be a reversible Markov kernel. Then it holds*

$$\frac{\kappa}{2} \Phi(\mathbf{P})^2 \leq \text{Gap}(\mathbf{P}) \leq \Phi(\mathbf{P}), \quad (3.4)$$

where  $\kappa \geq 1$  is a universal constant.

By Theorem 3.1, it suffices to lower bound the Cheeger constant  $\Phi(\mathbf{P})$  to obtain a lower bound on the spectral gap. There are various techniques to lower bound the Cheeger constant, among which the isoperimetric approach is particularly effective for strongly log-concave distributions (Dwivedi et al., 2018; Andrieu et al., 2024). More recently, this approach has been extended beyond log-concavity to distributions satisfying Poincaré or log-Sobolev inequalities (Goyal et al., 2025). In the next section, we briefly review the isoperimetric approach and present a general spectral gap result derived from this framework.

### 3.2 Isoperimetric approach

The isoperimetric approach (Vempala, 2005; Dwivedi et al., 2018; Andrieu et al., 2024) establishes a lower bound on the Cheeger constant through two key ingredients:

- *Three-set isoperimetric inequality* for  $\pi$ . There exists an increasing function  $F : (0, \frac{1}{2}] \rightarrow \mathbb{R}_+$  such that, for any measurable decomposition  $\mathbb{R}^d = S_1 \sqcup S_2 \sqcup S_3$ , it holds that

$$\pi(S_3) \geq d(S_1, S_2) F(\min\{\pi(S_1), \pi(S_2)\}), \quad (3.5)$$

where  $d(S_1, S_2) := \inf_{x \in S_1, y \in S_2} |x - y|$ .

- *Close-coupling condition* for  $P$ . There exist constants  $\epsilon, \delta > 0$  such that

$$|x - y| < \delta \Rightarrow \text{TV}(\delta_x P, \delta_y P) < 1 - \epsilon. \quad (3.6)$$

Here TV denotes the total variation distance between two probability measures.

$$\text{TV}(\mu, \nu) = \sup_{A \subseteq \mathbb{R}^d} |\mu(A) - \nu(A)| = \frac{1}{2} \int |\mu(x) - \nu(x)| dx. \quad (3.7)$$

We make several remarks on the three-set isoperimetric inequality (3.5). First, it is worth noting that (3.5) depends only on the target distribution  $\pi$  and is independent of the Markov kernel  $P$ . Second, (3.5) is equivalent to that  $F$  is a minorant of the *isoperimetric profile*  $I_\pi$  of  $\pi$ ; see Section 3 in Andrieu et al. (2024) for details. Andrieu et al. (2024) also show several lower bounds of  $I_\pi$  for log-concave distributions, yielding explicit choices of  $F$ . Finally, Goyal et al. (2025) recently generalize (3.5) to the form

$$\pi(S_3) \geq \Upsilon(d(S_1, S_2)) F(\min\{\pi(S_1), \pi(S_2)\}), \quad (3.8)$$

where  $\Upsilon : \mathbb{R}_+ \rightarrow \mathbb{R}_+$  is an increasing function. Note (3.8) reduces to (3.5) when  $\Upsilon = \text{id}$ . This extension applies to a broader class of target distributions, including those satisfying Poincaré or log-Sobolev inequalities.

Now we present a general spectral gap result based on the isoperimetric approach.

**Proposition 3.2.** *Let  $P$  be a reversible Markov kernel with invariant distribution  $\pi \in \mathcal{P}(\mathbb{R}^d)$ . Suppose the generalized three-set isoperimetric inequality (3.8) holds for  $\pi$  with some increasing functions  $F : (0, \frac{1}{2}] \rightarrow \mathbb{R}_+$  and  $\Upsilon : \mathbb{R}_+ \rightarrow \mathbb{R}_+$ , and the close-coupling condition (3.6) holds for  $P$  with some  $\epsilon, \delta > 0$ . Then the spectral gap of  $P$  admits the lower bound*

$$\text{Gap}(P) \geq \frac{\epsilon^2}{8} \left[ \sup_{\theta \in [0, 1]} \min \left\{ 1 - \theta, \Upsilon(\delta) \inf_{t \in (0, \frac{1}{2}]} \frac{F(\theta t)}{2t} \right\} \right]^2. \quad (3.9)$$

When  $F$  is concave on  $(0, \frac{1}{2}]$ , we can obtain a simplified lower bound

$$\text{Gap}(P) \geq \frac{\epsilon^2}{8} \left[ \min \left\{ \frac{1}{2}, \Upsilon(\delta) F\left(\frac{1}{4}\right) \right\} \right]^2. \quad (3.10)$$

Proposition 3.2 is a slight modification of Proposition 3.11 in Goyal et al. (2025), and we provide a self-contained proof in Appendix A.1 for completeness.

### 3.3 Three-set isoperimetric inequality

The three-set isoperimetric inequality relies on certain convexity-type properties of the target distribution (Milman, 2009; Andrieu et al., 2024; Goyal et al., 2025). We summarize below several results from Andrieu et al. (2024) and Goyal et al. (2025), which establish (3.5) or (3.8) under assumptions such as strongly log-concavity, and Poincaré or log-Sobolev inequalities for the target distribution.

**Definition 3.2.** Let  $\pi \in \mathcal{P}(\mathbb{R}^d)$  be a probability distribution.

- $\pi$  is called **m-strongly log-concave** if its log-density  $\log \pi$  is m-strongly concave, i.e., for all  $x, y \in \mathbb{R}^d$  and  $\lambda \in (0, 1)$ ,

$$\log \pi(\lambda x + (1 - \lambda)y) \geq \lambda \log \pi(x) + (1 - \lambda) \log \pi(y) + \frac{m}{2} \lambda(1 - \lambda) |x - y|^2. \quad (3.11)$$

- $\pi$  is said to satisfy a **log-Sobolev inequality** with constant  $C_{\text{LSI}} > 0$  if for all locally Lipschitz functions  $u : \mathbb{R}^d \rightarrow \mathbb{R}$ ,

$$\mathbb{E}_\pi \left[ |u|^2 \log \frac{|u|^2}{\mathbb{E}_\pi[|u|^2]} \right] \leq C_{\text{LSI}} \mathbb{E}_\pi \left[ |\nabla u|^2 \right]. \quad (3.12)$$

- $\pi$  is said to satisfy a **Poincaré inequality** with constant  $C_{\text{PI}} > 0$  if for all locally Lipschitz functions  $u : \mathbb{R}^d \rightarrow \mathbb{R}$ ,

$$\mathbb{E}_\pi \left[ |u - \mathbb{E}_\pi[u]|^2 \right] \leq C_{\text{PI}} \mathbb{E}_\pi \left[ |\nabla u|^2 \right]. \quad (3.13)$$

It is well known (Bakry et al., 2014) that the above convexity-type properties satisfy:

$$\text{strongly log-concavity} \Rightarrow \text{log-Sobolev inequality} \Rightarrow \text{Poincaré inequality}.$$

Under strong log-concavity, the following proposition holds.

**Proposition 3.3** (Andrieu et al. (2024), Lemma 27). *Suppose  $\pi \in \mathcal{P}(\mathbb{R}^d)$  is m-strongly log-concave. Then the three-set isoperimetric inequality (3.5) holds with*

$$F(t) = t \left( \frac{2m \log t^{-1}}{\pi \log 2} \right)^{1/2}. \quad (3.14)$$

The strongly log-concavity assumption can be relaxed to log-Sobolev or Poincaré inequalities, yielding the following results.

**Proposition 3.4** (Goyal et al. (2025), Propositions 4.1 and 4.3). *Let  $\pi \in \mathcal{P}(\mathbb{R}^d)$ . Assume that  $\pi$  satisfies either a log-Sobolev inequality or a Poincaré inequality, then the generalized three-set isoperimetric inequality (3.8) holds, and the functions  $F$  and  $\Upsilon$  can be chosen as follows:*

- **log-Sobolev case:** if  $\pi$  satisfies a log-Sobolev inequality with constant  $C_{\text{LSI}} > 0$ , then

$$F(t) = \frac{t}{2} \log \frac{2}{t}, \quad \Upsilon(\delta) = \frac{\delta^2}{C_{\text{LSI}} + (1 + e^{-1})\delta^2}. \quad (3.15)$$

- **Poincaré case:** if  $\pi$  satisfies a Poincaré inequality with constant  $C_{\text{PI}} > 0$ , then

$$F(t) = t, \quad \Upsilon(\delta) = \frac{\delta^2}{16(C_{\text{PI}} + 4\delta^2)}. \quad (3.16)$$

**Remark 3.1.** In Goyal et al. (2025), the authors consider general  $L^p$ -log Sobolev inequalities and  $L^p$ -Poincaré inequalities for  $p \geq 1$ . Here we consider only the usual case  $p = 2$ . Also note the log-Sobolev and Poincaré constants are defined as the reciprocals of those in Goyal et al. (2025), which leads to slight differences in the expressions of  $\Upsilon(\delta)$ .



## 4 Spectral gap of Metropolis algorithms for non-smooth distributions

### 4.1 Spectral gap of Random–Walk Metropolis

#### 4.1.1 Close coupling condition

By the discussions in Section 3.2, to establish a spectral gap for Random–Walk Metropolis, it remains to verify the close coupling condition (3.6). Previous work (Andrieu et al., 2024) relies on the smoothness on the target distribution, i.e., the log-density  $\log \pi$  has bounded Hessian. To handle the non-smoothness, we develop new ways to establish the close coupling condition, aiming to obtain explicit and sharper dependence of the step size  $h$  on the parameters  $d, M, L$ .

**Lemma 4.1.** *Let  $\pi \in \mathcal{P}(\mathbb{R}^d)$  satisfy Assumption 2.1. Consider the Random–Walk Metropolis kernel  $P$  with step size  $h$ . Assume that*

$$0 < h \leq \frac{1}{\sqrt{d}} \min \left\{ \frac{1}{2\sqrt{M}}, \frac{1}{16L} \right\}. \quad (4.1)$$

*Then  $P$  satisfies a close coupling condition:*

$$|x - y| < \frac{h}{4} \Rightarrow \text{TV}(\delta_x P, \delta_y P) < \frac{3}{4}. \quad (4.2)$$

Proof of Lemma 4.1 is provided in Appendix A.2.

**Remark 4.1.** There are two constraints on the step size:  $h \lesssim d^{-1/2} M^{-1/2}$  and  $h \lesssim d^{-1/2} L^{-1}$ . The first constraint is known to be necessary to obtain a non-degenerate spectral gap for smooth target distributions; see Andrieu et al. (2024). The second constraint is new and arises from the presence of the non-smooth component.

#### 4.1.2 Spectral gap results

We are now ready to present our main spectral gap results for Random–Walk Metropolis under non-smooth distributions. Under the strongly log-concave condition, we have

**Theorem 4.2.** *Let  $\pi \in \mathcal{P}(\mathbb{R}^d)$  satisfy Assumption 2.1. Assume further that  $\pi$  is  $m$ -strongly log-concave. Consider the Random–Walk Metropolis kernel  $P$  with step size  $h$  such that  $0 < h \leq \frac{1}{\sqrt{d}} \min \left\{ \frac{1}{2\sqrt{M}}, \frac{1}{16L} \right\}$ . Then the spectral gap of  $P$  admits the lower bound*

$$\text{Gap}(P) \geq C m h^2. \quad (4.3)$$

Here  $C$  is some universal constant.

**Remark 4.2.** Take  $h = \frac{h_0}{\sqrt{d}} \min \left\{ \frac{1}{2\sqrt{M}}, \frac{1}{16L} \right\}$  where  $0 < h_0 \leq 1$ , we get

$$\text{Gap}(P) \geq C' h_0^2 \cdot \min \{ d^{-1} \kappa^{-1}, d^{-1} m L^{-2} \}. \quad (4.4)$$

Here we denote  $\kappa = M/m$  as the condition number. The scaling  $\mathcal{O}(d^{-1} \kappa^{-1})$  is known to be optimal for smooth strongly log-concave distributions (Andrieu et al., 2024). The scaling  $\mathcal{O}(d^{-1} m L^{-2})$  comes from the additional constraint due to the non-smoothness.

*Proof for Theorem 4.2.* By Lemma 4.1, when  $0 < h \leq \frac{1}{\sqrt{d}} \min \left\{ \frac{1}{2\sqrt{M}}, \frac{1}{16L} \right\}$ , the close coupling condition (3.6) holds for  $P$  with  $\epsilon = \frac{1}{4}, \delta = \frac{h}{4}$ . By Proposition 3.3, the three-set isoperimetric inequality (3.5) holds for  $\pi$  with  $F$  in (3.14). Therefore, by Proposition 3.2, we have

$$\text{Gap}(P) \geq \frac{\epsilon^2}{8} \left[ \min \left\{ \frac{1}{2}, \delta F\left(\frac{1}{4}\right) \right\} \right]^2 = \frac{1}{2^7} \min \left\{ \frac{1}{2^2}, \frac{m h^2}{2^6 \pi} \right\} = C m h^2. \quad (4.5)$$

where we take  $C = \frac{1}{2^{13}\pi} > 3.885 \times 10^{-5}$ . Note here we use  $m \leq M$ .  $\square$



Following similar arguments, we can also establish spectral gap results under log-Sobolev or Poincaré inequalities.

**Theorem 4.3.** *Let  $\pi \in \mathcal{P}(\mathbb{R}^d)$  satisfy Assumption 2.1. Assume further that  $\pi$  satisfies either a log-Sobolev inequality with constant  $C_{\text{LSI}} > 0$ , or a Poincaré inequality with constant  $C_{\text{PI}} > 0$ . Consider the Random-Walk Metropolis kernel  $\mathbf{P}$  with step size  $h$  such that  $0 < h \leq \frac{1}{\sqrt{d}} \min \left\{ \frac{1}{2\sqrt{M}}, \frac{1}{16L} \right\}$ . Then the spectral gap of  $\mathbf{P}$  admits the lower bound*

$$\text{Gap}(\mathbf{P}) \geq C' \cdot \begin{cases} (C_{\text{LSI}}^2 + h^4)^{-1} h^4, & \text{if } \pi \text{ satisfies a log-Sobolev inequality,} \\ (C_{\text{PI}}^2 + h^4)^{-1} h^4, & \text{if } \pi \text{ satisfies a Poincaré inequality.} \end{cases} \quad (4.6)$$

Here  $C'$  is some universal constant.

**Remark 4.3.** Compared to Theorem 4.2, the spectral gap in Theorem 4.3 has a degenerate dependence on the step size  $h$ , i.e., scaling as  $\mathcal{O}(h^4)$  rather than  $\mathcal{O}(h^2)$ . This is due to the weaker convexity-type assumptions. In Proposition 3.4,  $\Upsilon(\delta) \asymp \delta^2$  as  $\delta \rightarrow 0$ , in contrast to the linear dependence  $\Upsilon(\delta) = \delta$  in Proposition 3.3. Such degeneracy in the isoperimetric inequality is unavoidable when only  $L^2$ -functional inequalities are assumed; see Milman (2009). We conjecture, however, that the  $\mathcal{O}(h^4)$  scaling of the spectral gap is merely an artifact of the isoperimetric approach.

*Proof for Theorem 4.3.* By Lemma 4.1, when  $0 < h \leq \frac{1}{\sqrt{d}} \min \left\{ \frac{1}{2\sqrt{M}}, \frac{1}{16L} \right\}$ , the close coupling condition (3.6) holds for  $\mathbf{P}$  with  $\epsilon = \frac{1}{4}, \delta = \frac{h}{4}$ . When  $\pi$  satisfies a log-Sobolev inequality with constant  $C_{\text{LSI}} > 0$ , by Proposition 3.4 and Proposition 3.2, we have

$$\text{Gap}(\mathbf{P}) \geq \frac{\epsilon^2}{8} \left[ \min \left\{ \frac{1}{2}, \frac{1}{4} \frac{\delta^2}{C_{\text{LSI}} + (1 + e^{-1})\delta^2} \right\} \right]^2 \geq C_1 \cdot \frac{h^4}{C_{\text{LSI}}^2 + h^4}. \quad (4.7)$$

where we can take  $C_1 = 2^{-20}$ . Likewise, when  $\pi$  satisfies a Poincaré inequality with constant  $C_{\text{PI}} > 0$ , by Proposition 3.4 and Proposition 3.2, we have

$$\text{Gap}(\mathbf{P}) \geq \frac{\epsilon^2}{8} \left[ \min \left\{ \frac{1}{2}, \frac{1}{8} \log 8 \cdot \frac{\delta^2}{16(C_{\text{PI}} + 4\delta^2)} \right\} \right]^2 \geq C_2 \cdot \frac{h^4}{C_{\text{PI}}^2 + h^4}, \quad (4.8)$$

where we can take  $C_2 = (\log 8)^2 \cdot 2^{-23}$ . □

## 4.2 Spectral gap of Metropolis-adjusted Langevin algorithm

### 4.2.1 Close coupling condition

Similarly to the random-walk Metropolis case, it suffices to establish the close-coupling condition (3.6) for MALA. However, this condition would require a *uniform* lower bound on the acceptance rate, which, to the best of our knowledge, is not available in the literature. Existing results (Bou-Rabee and Hairer, 2013; Dwivedi et al., 2018; Wu et al., 2022) only provide lower bounds on bounded regions, which are insufficient for our purpose. Nevertheless, under strong log-concavity assumption, we can prove a uniform lower bound on the acceptance rate, even in the presence of non-smoothness. We need slightly refined convexity assumptions as follows.

**Assumption 4.1.** The distribution  $\pi \in \mathcal{P}(\mathbb{R}^d)$  satisfies Assumption 2.1 and is  $m$ -strongly log-concave. Moreover, the function  $f(x)$  in the decomposition (2.14) is concave.

**Lemma 4.4.** *Let  $\pi \in \mathcal{P}(\mathbb{R}^d)$  satisfy Assumption 4.1. Consider the MALA kernel  $\mathbf{P}$  with step size  $h$  such that*

$$0 < h \leq \frac{1}{200} \cdot \min \left\{ \frac{1}{d\kappa M}, \frac{1}{dL^2} \right\}. \quad (4.9)$$

Here  $\kappa = M/m$  is the condition number. Then the acceptance rate (2.1) of MALA proposal admits a uniform lower bound

$$\inf_x \mathbb{E}_{y \sim Q(x,y)} [\alpha(x,y)] > \frac{13}{20}. \quad (4.10)$$

Proof of Lemma 4.4 is provided in Appendix A.3. Note here  $\frac{13}{20}$  is chosen for convenience and can be replaced by any constant larger than  $\frac{1}{2}$ , which is sufficient for our purpose.

**Remark 4.4.** The step size condition (4.9) is more restrictive than the known results for log-concave distributions, which only requires  $h \lesssim d^{-1/2} M^{-1} \text{polylog}(d, \kappa)$  (Wu et al., 2022). This suboptimality comes from technical limitations in our analysis, and leads to a non-optimal spectral gap bound. However, relaxing the step-size constraint appears non-trivial and is left for future work.

Using Lemma 4.4, we can establish the close coupling condition for MALA as follows.

**Lemma 4.5.** Let  $\pi \in \mathcal{P}(\mathbb{R}^d)$  satisfy Assumption 4.1. Consider the MALA kernel  $P$  with step size  $h$  such that  $0 < h \leq \frac{1}{200} \cdot \min \left\{ \frac{1}{d\kappa M}, \frac{1}{dL^2} \right\}$ . Then  $P$  satisfies a close coupling condition:

$$|x - y| < \frac{\sqrt{2h}}{10} \Rightarrow \text{TV}(\delta_x P, \delta_y P) < \frac{4}{5}. \quad (4.11)$$

Proof of Lemma 4.5 is provided in Appendix A.4.

#### 4.2.2 Spectral gap result

Now we present our main spectral gap result for MALA under non-smooth strongly log-concave distributions.

**Theorem 4.6.** Let  $\pi \in \mathcal{P}(\mathbb{R}^d)$  satisfy Assumption 4.1. Consider the MALA kernel  $P$  with step size  $h$  such that  $0 < h \leq \frac{1}{200} \cdot \min \left\{ \frac{1}{d\kappa M}, \frac{1}{dL^2} \right\}$ . Then the spectral gap of  $P$  admits the lower bound

$$\text{Gap}(P) \geq C'' m h. \quad (4.12)$$

Here  $C''$  is some universal constant.

**Remark 4.5.** Take  $h = \frac{h_0}{200} \cdot \min \left\{ \frac{1}{d\kappa M}, \frac{1}{dL^2} \right\}$  where  $0 < h_0 \leq 1$ , we get

$$\text{Gap}(P) \geq C' h_0 \cdot \min \left\{ d^{-1} \kappa^{-2}, d^{-1} m L^{-2} \right\}.$$

The scaling  $\mathcal{O}(d^{-1} \kappa^{-2})$  is suboptimal and arises from technical artifacts in the step-size constraint. In contrast, for smooth strongly log-concave targets, Wu et al. (2022) shows that the minimax mixing time of MALA is  $\mathcal{O}(\kappa \sqrt{d} \text{polylog}(d, \kappa))$ , or equivalently, that the spectral gap scales as  $\mathcal{O}(d^{-1/2} \kappa^{-1} \text{polylog}(d, \kappa))$ . The term  $d^{-1} m L^{-2}$  arises from the additional constraint induced by the non-smooth component, as in the random-walk Metropolis case.

*Proof for Theorem 4.6.* By Lemma 4.5, when  $0 < h \leq \frac{1}{200} \cdot \min \left\{ \frac{1}{d\kappa M}, \frac{1}{dL^2} \right\}$ , the close coupling condition (3.6) holds with  $\epsilon = \frac{1}{5}, \delta = \frac{\sqrt{2h}}{10}$ . By Proposition 3.3, the three-set isoperimetric inequality (3.5) holds for  $\pi$  with  $F$  in (3.14). Therefore, by Proposition 3.2, we have

$$\text{Gap}(P) \geq \frac{\epsilon^2}{8} \left[ \min \left\{ \frac{1}{2}, \delta F\left(\frac{1}{4}\right) \right\} \right]^2 = \frac{1}{200} \min \left\{ \frac{1}{4}, \frac{m h}{200 \pi} \right\} = C'' m h. \quad (4.13)$$

where we can take  $C'' = \frac{1}{40000\pi} > 7.957 \times 10^{-6}$ .  $\square$

## 5 Numerical experiments

### 5.1 Bayesian Lasso

We first consider a simple Bayesian Lasso model (Park and Casella, 2008). Let  $A \in \mathbb{R}^{d \times d}$  be a design matrix, and  $y \in \mathbb{R}^d$  be an observation vector. The posterior distribution of the regression coefficient  $x \in \mathbb{R}^d$  is given by

$$\pi(x) \propto \exp \left( -\frac{1}{2} |Ax - y|^2 - \lambda |x|_1 \right). \quad (5.1)$$

Here  $\lambda > 0$  is a regularization parameter, which controls the sparsity of the solution. The design matrix  $A$  is generated via  $A = \Sigma V^\top$ , where  $\Sigma = \text{diag}(\sigma_1, \dots, \sigma_d)$ ,  $\sigma_i = i^{-\alpha}$  for some  $\alpha > 0$ , and  $V \in \mathbb{R}^{d \times d}$  is a random orthogonal matrix. By construction, the condition number of  $\pi$  is  $\kappa = d^{2\alpha}$ . In the experiments, we fix  $d = 10$  and  $\alpha = 0.5$ .

We implement the RWM and MALA algorithms to sample from  $\pi$ , and estimate the spectral gap of the associated Metropolis kernel from the sampled chain via the autocorrelation method (Geyer, 1992). Given a stationary chain  $\{X_k\}_{k=0}^K$ , the integrated autocorrelation time (IACT) of a test function  $f : \mathbb{R}^d \rightarrow \mathbb{R}$  is defined as

$$\text{IACT}(f) = 1 + 2 \sum_{k=1}^{\infty} \rho_f(k), \quad \rho_f(k) := \frac{\text{Cov}(f(X_0), f(X_k))}{\text{Var}_\pi(f)}. \quad (5.2)$$

Note that the spectral gap can be related to the IACT via (Geyer, 1992)

$$\text{Gap} = \frac{2}{1 + \sup_f \text{IACT}(f)}. \quad (5.3)$$

In practice, we approximate  $\sup_f \text{IACT}(f)$  by taking the maximum over a selected class of test functions  $f \in \mathcal{F} := \{\log \pi(x), |x|_1, |x|^2, \xi^\top x, \xi^\top \cos(x)\}$ , where  $\xi \in \mathbb{R}^d$  is a standard Gaussian vector and  $\cos(x)$  is applied elementwise. We then estimate the spectral gap by

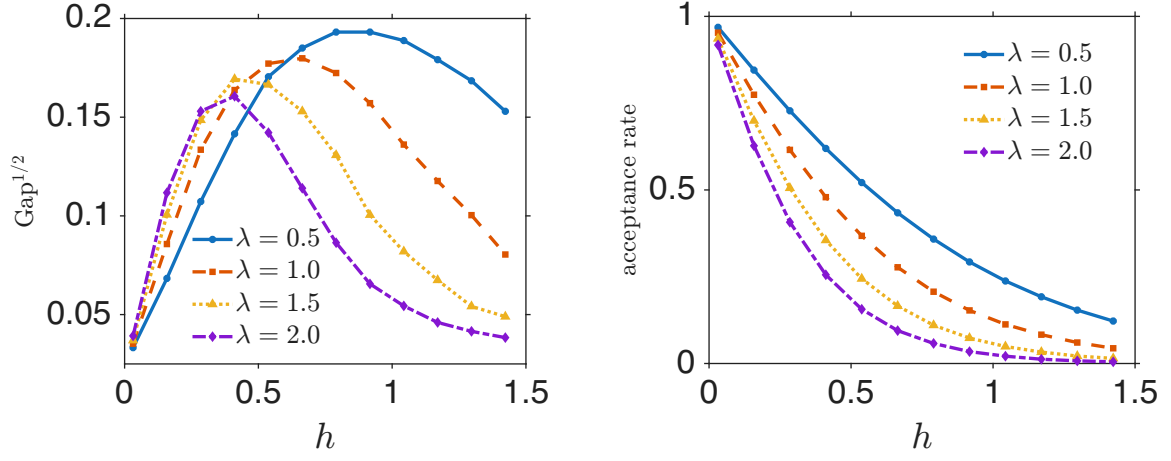
$$\widehat{\text{Gap}} = 2 \left[ 1 + \max_{f \in \mathcal{F}} \widehat{\text{IACT}}(f) \right]^{-1}, \quad (5.4)$$

where  $\widehat{\text{IACT}}(f)$  is the empirical IACT computed from the sampled chain. This approach provides accurate estimates in our experiments.

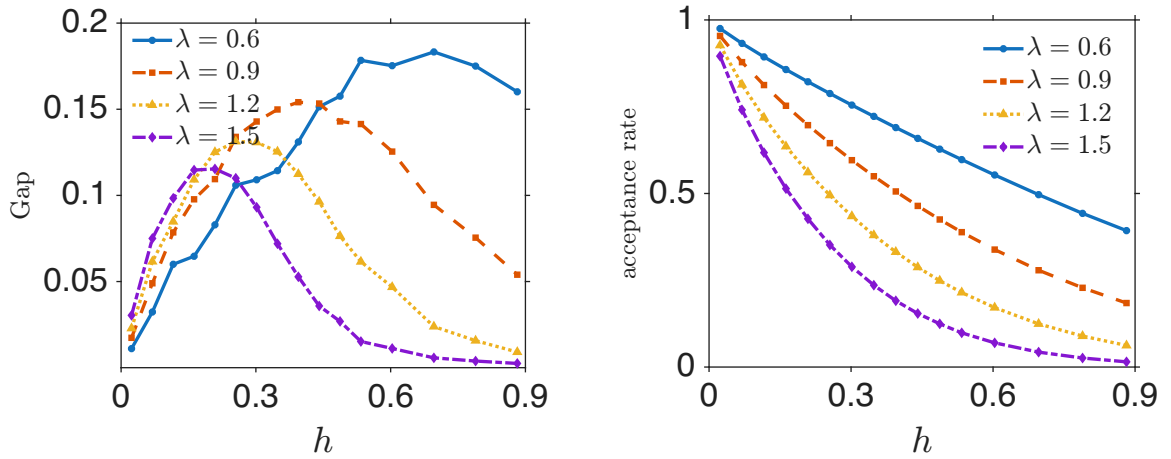
In the experiments, we test under different step size  $h$  and regularization parameter  $\lambda$ . For each setting, we run 40 independent trials with chain length  $L = 10^5$ , preceded by an additional  $10^4$  burn-in steps, and report averages over trials. The estimated spectral gaps and average acceptance rates are shown in Figures 1 and 2 for RWM and MALA, respectively.

From Figure 1, we observe that the estimated spectral gap of RWM scales as  $\mathcal{O}(h^2)$  for small  $h$ , which agrees with our theoretical result in Theorem 4.2. Note the  $y$ -axis in the left figure is in the square root scale to better illustrate the  $\mathcal{O}(h^2)$  scaling. Moreover, the  $\mathcal{O}(h^2)$  scaling region becomes smaller as  $\lambda$  increases (which corresponds to stronger non-smoothness), qualitatively verifying the step size constraint due to the non-smooth component in (4.1). This can be partially explained by the fact that larger  $\lambda$  leads to smaller acceptance rates, as shown in the right figure.

In Figure 2, we observe that the estimated spectral gap of MALA scales as  $\mathcal{O}(h)$  for small  $h$ , which agrees with our theoretical result in Theorem 4.6. Similar to RWM, the  $\mathcal{O}(h)$  scaling region becomes smaller as  $\lambda$  increases, qualitatively verifying the step size constraint in (4.9). The estimation of the spectral gap is less stable compared to RWM, possibly due to statistical errors and suboptimality of the test functions.



**Fig. 1** Estimated square root of the spectral gap (left) and average acceptance rate (right) of RWM for Bayesian Lasso model under different step size  $h$  and regularization parameter  $\lambda$



**Fig. 2** Estimated spectral gap (left) and average acceptance rate (right) of MALA for Bayesian Lasso model under different step size  $h$  and regularization parameter  $\lambda$

## 5.2 Logistic regression with Laplace prior

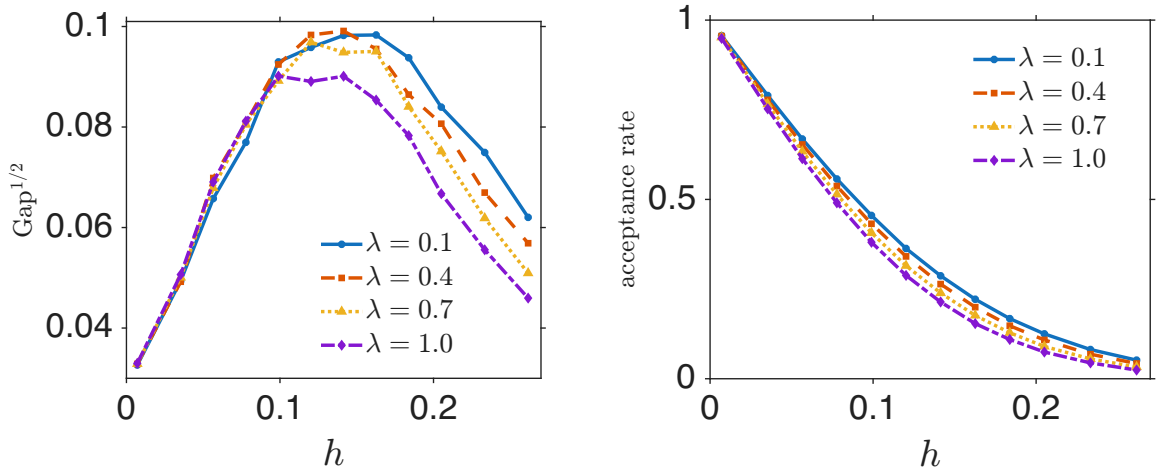
Consider a Bayesian logistic regression model with a non-smooth Laplace prior (Holmes and Held, 2006; Park and Hastie, 2007). Given a dataset  $\{(a_i, y_i)\}_{i=1}^N$  where  $a_i \in \mathbb{R}^d$  is a feature vector, and  $y_i \in \{0, 1\}$  is a binary label, the posterior distribution of the regression coefficient  $x \in \mathbb{R}^d$  is given by

$$\pi(x) \propto \exp \left( - \sum_{i=1}^N \left( \log(1 + \exp(a_i^\top x)) - y_i a_i^\top x \right) - \lambda |x|_1 \right). \quad (5.5)$$

Here  $\lambda > 0$  is the regularization parameter. Note that the negative log-likelihood is convex, but not globally strongly convex. This model therefore provides a representative test case for our theory under log-Sobolev or Poincaré inequalities. Nevertheless, we note that it behaves like a strong log-concave distribution in a local region around its minimum.

We generate synthetic data as follows. The feature vectors  $\{a_i\}_{i=1}^N$  are sampled i.i.d. from  $\mathcal{N}(0, 1)$ . The true coefficient  $x_* \in \mathbb{R}^d$  is sparse, with 10% non-zero entries, whose locations are chosen uniformly at random and whose values are drawn from  $\mathcal{N}(0, 1)$ . The binary labels  $\{y_i\}_{i=1}^N$  are generated via  $y_i \sim \text{Bernoulli}(\sigma(a_i^\top x_*))$ , where  $\sigma(t) = \frac{1}{1+e^{-t}}$  is the sigmoid function.

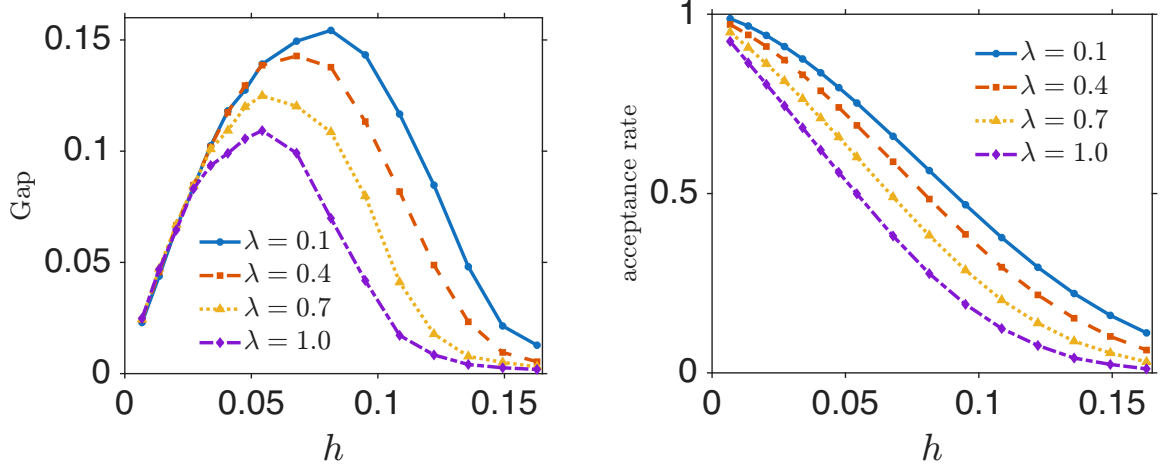
We fix  $N = 1000$ ,  $d = 50$ . We implement the RWM and MALA algorithms to sample from the posterior distribution (5.5), and estimate the spectral gap following Section 5.1. We also record the average acceptance rate. We test under different step size  $h$  and regularization parameter  $\lambda$ . For each setting, we run 25 independent trials with chain length  $L = 5 \times 10^4$ , preceded by an additional  $10^4$  burn-in steps, and report averages over trials. In Figures 3 and 4, we can observe similar behaviors as in Section 5.1, which verify our theoretical results in Sections 4.1 and 4.2.



**Fig. 3** Estimated square root of the spectral gap (left) and average acceptance rate (right) of RWM for Bayesian Logistic regression model under different step size  $h$  and regularization parameter  $\lambda$

## 6 Conclusion

In this work, we established spectral gap bounds of Random-Walk Metropolis and Metropolis-adjusted Langevin algorithms for non-smooth target distributions under convexity-type assumptions. Our analysis is based on the isoperimetric approach, with a new close coupling condition established for both algorithms under suitable step size constraints. We also obtain a uniform lower bound on the acceptance rate of MALA under strong log-concavity, even in the presence



**Fig. 4** Estimated spectral gap (left) and average acceptance rate (right) of MALA for Bayesian Logistic regression model under different step size  $h$  and regularization parameter  $\lambda$

of non-smoothness. We also provided numerical experiments to verify our theoretical results. Future directions include deriving optimal bounds under log-Sobolev or Poincaré inequalities; extending to other Metropolis–Hastings algorithms, including Hamiltonian Monte Carlo; and relaxing the step size constraint for MALA to achieve optimal scaling.

## A Deferred proofs

### A.1 Proof of Proposition 3.2

*Proof.* By Cheeger’s inequality Theorem 3.1, it suffices to lower bound the Cheeger constant  $\Phi(P)$  defined in (3.3). For any measurable set  $S \subseteq \mathbb{R}^d$ , denote the three sets

$$S_1 = \{x \in S : P(x, S^c) \leq \epsilon/2\}, \quad S_2 = \{x \in S^c : P(x, S) \leq \epsilon/2\}, \quad S_3 = (S_1 \cup S_2)^c.$$

By definition, for any  $x \in S_1$  and  $y \in S_2$ ,

$$\text{TV}(\delta_x P, \delta_y P) \geq P(x, S) - P(y, S) \geq 1 - \epsilon/2 - \epsilon/2 = 1 - \epsilon.$$

By close coupling condition (3.6), this implies that  $|x - y| \geq \delta$ , and thus  $d(S_1, S_2) \geq \delta$ .

For any  $\theta \in (0, 1)$ , we discuss by the following two cases:

- Case I:  $\pi(S_1) \leq \theta\pi(S)$  or  $\pi(S_2) \leq \theta\pi(S^c)$ .
- Case II:  $\pi(S_1) > \theta\pi(S)$  and  $\pi(S_2) > \theta\pi(S^c)$ .

(1) Denote for simplicity  $\Pi = \pi \otimes P$ . If  $\pi(S_1) \leq \theta\pi(S)$ , by definition of  $S_1$ , we have

$$\Pi(S \times S^c) \geq \Pi((S \setminus S_1) \times S^c) \geq \frac{\epsilon}{2}\pi(S \setminus S_1) \geq \frac{\epsilon}{2}(1 - \theta)\pi(S).$$

Likewise, if  $\pi(S_2) \leq \theta\pi(S^c)$ , we can show that (by symmetry)

$$\Pi(S^c \times S) \geq \frac{\epsilon}{2}(1 - \theta)\pi(S^c).$$

Therefore, in Case I, it always holds that

$$\Pi(S \times S^c) \geq \frac{\epsilon}{2}(1 - \theta) \min\{\pi(S), \pi(S^c)\}.$$

(2) When  $\pi(S_1) > \theta\pi(S)$  and  $\pi(S_2) > \theta\pi(S^c)$ , by the three-set isoperimetric inequality,

$$\pi(S_3) \geq \Upsilon(d(S_1, S_2)) F(\min\{\pi(S_1), \pi(S_2)\}) \geq \Upsilon(\delta) F(\theta \min\{\pi(S), \pi(S^c)\}).$$

where the second inequality follows from  $d(S_1, S_2) \geq \delta$  and the monotonicity of  $\Upsilon$  and  $F$ . Now by the definition of  $S_1, S_2$ , we have

$$\begin{aligned} \Pi(S \times S^c) &= \frac{1}{2} (\Pi(S \times S^c) + \Pi(S^c \times S)) \\ &\geq \frac{1}{2} (\Pi((S \setminus S_1) \times S^c) + \Pi((S^c \setminus S_2) \times S)) \\ &\geq \frac{\epsilon}{4} (\pi(S \setminus S_1) + \pi(S^c \setminus S_2)) = \frac{\epsilon}{4} \pi(S_3) \\ &\geq \frac{\epsilon}{4} \Upsilon(\delta) F(\theta \min\{\pi(S), \pi(S^c)\}). \end{aligned}$$

Combining the above two cases, we have

$$\Pi(S \times S^c) \geq \min \left\{ \frac{\epsilon}{2} (1 - \theta) \min\{\pi(S), \pi(S^c)\}, \frac{\epsilon}{4} \Upsilon(\delta) F(\theta \min\{\pi(S), \pi(S^c)\}) \right\}.$$

By the symmetry of  $S$  and  $S^c$ , we can assume without loss of generality that  $\pi(S) \leq \frac{1}{2}$ . Then

$$\frac{\Pi(S \times S^c)}{\pi(S)} \geq \min \left\{ \frac{\epsilon}{2} (1 - \theta), \frac{\epsilon}{4} \Upsilon(\delta) \frac{F(\theta\pi(S))}{\pi(S)} \right\}.$$

Taking infimum over  $S$ , we get

$$\Phi(P) \geq \frac{\epsilon}{2} \min \left\{ 1 - \theta, \Upsilon(\delta) \inf_{t \in (0, \frac{1}{2}]} \frac{F(\theta t)}{2t} \right\}.$$

The first claim follows by taking supremum over  $\theta \in [0, 1]$  and applying (3.4).

For the second claim, when  $F$  is a concave function on  $(0, \frac{1}{2}]$ , then  $\inf_{t \in (0, \frac{1}{2}]} \frac{F(\theta t)}{2t} = F(\theta/2)$ . Taking  $\theta = \frac{1}{2}$  in (3.9) yields the desired result.  $\square$

## A.2 Proof of Lemma 4.1

The proof of Lemma 4.1 relies on the following close coupling lemma for Metropolis kernels with symmetric proposals. Recall that the Metropolis kernel  $P$  with proposal kernel  $Q$  is given by

$$P(x, y) = \alpha(x, y)Q(x, y) + r(x)\delta_x(y),$$

where  $\alpha(x, y)$  is the acceptance rate (2.1), and  $r(x)$  is the rejection rate

$$r(x) = 1 - \int \alpha(x, y)Q(x, y)dy. \quad (\text{A.1})$$

If the proposal kernel is symmetric, we have the following close coupling lemma.

**Lemma A.1** (Andrieu et al. (2024), Lemma 19). *Suppose  $Q(x, y) = Q(y, x)$ . Then for any  $x, y$ , it holds*

$$\text{TV}(\delta_x P, \delta_y P) \leq \text{TV}(\delta_x Q, \delta_y Q) + \sup_x r(x).$$

Using Lemma A.1, we can establish the close coupling condition for Random-Walk Metropolis.



*Proof of Lemma 4.1.* By Lemma A.1, since the Random-Walk Metropolis proposal is symmetric, it suffices to control  $\text{TV}(\delta_x \mathbf{Q}, \delta_y \mathbf{Q})$  and  $\sup_x r(x)$ . First notice  $\delta_x \mathbf{Q}, \delta_y \mathbf{Q}$  are two Gaussians with the same variance, by Pinsker inequality,

$$\text{TV}(\delta_x \mathbf{Q}, \delta_y \mathbf{Q}) \leq \sqrt{\frac{1}{2} \text{KL}(\delta_x \mathbf{Q}, \delta_y \mathbf{Q})} = \frac{|x - y|}{2h}.$$

Next we control  $\sup_x r(x)$ . By Assumption 2.1, we have

$$\begin{aligned} & |\log \pi(x + y) - \log \pi(x) - \langle \nabla f(x), y \rangle| \\ & \leq |f(x + y) - f(x) - \langle \nabla f(x), y \rangle| + |g(x + y) - g(x)| \\ & \leq \frac{1}{2} \mathbf{M} |y|^2 + 2\mathbf{L} |y|. \end{aligned}$$

Denote  $a \wedge b = \min\{a, b\}$  for simplicity. Let  $\psi(t) = 2\mathbf{L}t + \frac{1}{2}\mathbf{M}t^2$ . Then

$$\begin{aligned} 1 - r(x) &= \mathbb{E}_{\xi \sim \mathbf{N}(0, \mathbf{I})} \left[ \frac{\pi(x + h\xi)}{\pi(x)} \wedge 1 \right] \\ &= \mathbb{E}_{\xi \sim \mathbf{N}(0, \mathbf{I})} \left[ e^{\log \pi(x + h\xi) - \log \pi(x)} \wedge 1 \right] \\ &\geq \mathbb{E}_{\xi \sim \mathbf{N}(0, \mathbf{I})} \left[ e^{h\langle \nabla f(x), \xi \rangle - \psi(h|\xi|)} \wedge 1 \right] \geq \mathbb{E}_{\xi} \left[ e^{-\psi(h|\xi|)} \left( e^{h\langle \nabla f(x), \xi \rangle} \wedge 1 \right) \right]. \end{aligned}$$

By symmetry of Gaussian distribution, and notice  $a \wedge 1 + a^{-1} \wedge 1 \geq 1$ , we obtain

$$\begin{aligned} \mathbb{E}_{\xi} \left[ e^{-\psi(h|\xi|)} \left( e^{h\langle \nabla f(x), \xi \rangle} \wedge 1 \right) \right] &= \frac{1}{2} \mathbb{E}_{\xi} \left[ e^{-\psi(h|\xi|)} \left( e^{h\langle \nabla f(x), \xi \rangle} \wedge 1 + e^{-h\langle \nabla f(x), \xi \rangle} \wedge 1 \right) \right] \\ &\geq \frac{1}{2} \mathbb{E}_{\xi} \left[ e^{-\psi(h|\xi|)} \right]. \end{aligned}$$

Therefore, we have

$$\begin{aligned} \sup_x r(x) &\leq 1 - \frac{1}{2} \mathbb{E}_{\xi} \left[ e^{-\psi(h|\xi|)} \right] \\ &\leq 1 - \frac{1}{2} \mathbb{E} [1 - \psi(h|\xi|)] \\ &= \frac{1}{2} + \frac{1}{2} \mathbb{E} \left[ 2\mathbf{L}h|\xi| + \frac{1}{2}\mathbf{M}h^2|\xi|^2 \right] \\ &\leq \frac{1}{2} + \mathbf{L}h\sqrt{d} + \frac{1}{4}\mathbf{M}h^2d. \end{aligned}$$

Take  $h \leq \frac{1}{\sqrt{d}} \min \left\{ \frac{1}{2\sqrt{\mathbf{M}}}, \frac{1}{16\mathbf{L}} \right\}$ , then  $\sup_x r(x) \leq \frac{5}{8}$ . Finally, when  $|x - y| < h/4$ , it holds

$$\text{TV}(\delta_x \mathbf{P}, \delta_y \mathbf{P}) \leq \frac{|x - y|}{2h} + \sup_x r(x) < \frac{3}{4}.$$

This completes the proof. □

### A.3 Proof of Lemma 4.4

*Proof.* Denote MALA proposal as

$$x' = x + hv(x) + \sqrt{2h}\xi, \quad \xi \sim \mathbf{N}(0, \mathbf{I}).$$

Denote for simplicity  $l(x) = \log \pi(x)$ . The acceptance rate is

$$\alpha(x, x') = \min \left\{ 1, \frac{\pi(x')\mathbf{Q}(x', x)}{\pi(x)\mathbf{Q}(x, x')} \right\} = \exp(\min\{0, a(x, x')\}),$$

where we denote

$$a(x, x') = \log \frac{\pi(x')\mathbf{Q}(x', x)}{\pi(x)\mathbf{Q}(x, x')} = l(x') - l(x) - \frac{1}{4h} |x - x' - hv(x')|^2 + \frac{1}{4h} |x' - x - hv(x)|^2.$$

Direct calculation shows (recall  $x' - x = hv(x) + \sqrt{2h}\xi$ )

$$a(x, x') = l(x') - l(x) - \langle v(x'), x' - x \rangle - \frac{h}{4} |v(x') - v(x)|^2 + \frac{\sqrt{2h}}{2} \langle \xi, v(x') - v(x) \rangle.$$

Since  $l$  is  $\mathbf{m}$ -strongly concave, it holds that

$$l(x) \leq l(x') + \langle v(x'), x - x' \rangle - \frac{\mathbf{m}}{2} |x - x'|^2.$$

$$\Rightarrow a(x, x') \geq \frac{\mathbf{m}}{2} |x - x'|^2 - \frac{h}{4} |v(x') - v(x)|^2 + \frac{\sqrt{2h}}{2} \langle \xi, v(x') - v(x) \rangle.$$

Recall  $v(x) = \nabla f(x) + v_s(x)$ . By Assumption 2.1, we have

$$|v(x') - v(x)| \leq |\nabla f(x') - \nabla f(x)| + |v_s(x') - v_s(x)| \leq \mathbf{M} |x' - x| + 2\mathbf{L}. \quad (\text{A.2})$$

So that if  $h \leq \mathbf{m}/(2\mathbf{M}^2)$ , we have

$$\begin{aligned} \frac{h}{4} |v(x') - v(x)|^2 &\leq \frac{h}{4} (2\mathbf{M}^2 |x' - x|^2 + 8\mathbf{L}^2) \leq \frac{\mathbf{m}}{4} |x' - x|^2 + 2h\mathbf{L}^2. \\ \Rightarrow a(x, x') &\geq \frac{\mathbf{m}}{4} |x' - x|^2 - 2h\mathbf{L}^2 + \frac{\sqrt{2h}}{2} \langle \xi, v(x') - v(x) \rangle. \end{aligned} \quad (\text{A.3})$$

Next we will discuss by two cases:  $|v(x)| \leq R$  or  $|v(x)| > R$ , where

$$R := \frac{2(2\mathbf{m} + 3\mathbf{M})}{\mathbf{m}} \frac{\sqrt{d} + \sqrt{6}}{\sqrt{2h}}. \quad (\text{A.4})$$

**Case 1:**  $|v(x)| \leq R$ . Recall  $x' - x = hv(x) + \sqrt{2h}\xi$ , so that by (A.2),

$$|v(x') - v(x)| \leq \mathbf{M} |x' - x| + 2\mathbf{L} \leq \mathbf{M}h |v(x)| + \mathbf{M}\sqrt{2h} |\xi| + 2\mathbf{L}.$$

Therefore, by (A.3), we have

$$\begin{aligned} a(x, x') &\geq -2h\mathbf{L}^2 + \frac{\sqrt{2h}}{2} \langle \xi, v(x') - v(x) \rangle \\ &\geq -2h\mathbf{L}^2 - \frac{\sqrt{2h}}{2} (\mathbf{M}h |v(x)| + \mathbf{M}\sqrt{2h} |\xi| + 2\mathbf{L}) |\xi|. \end{aligned}$$

Since  $\exp(x)$  is 1-Lipschitz on  $(-\infty, 0]$ , we have (denote  $r(x)$  as the rejection rate as in (A.1))

$$\begin{aligned} r(x) &:= 1 - \mathbb{E}_{\xi \sim \mathbf{N}(0, \mathbf{I})} [\exp(\min\{0, a(x, x')\})] \\ &\leq \mathbb{E}_{\xi \sim \mathbf{N}(0, \mathbf{I})} \left[ 1 - \exp \left( -2h\mathbf{L}^2 - \frac{\sqrt{2h}}{2} (\mathbf{M}h |v(x)| + \mathbf{M}\sqrt{2h} |\xi| + 2\mathbf{L}) |\xi| \right) \right] \\ &\leq \mathbb{E}_{\xi \sim \mathbf{N}(0, \mathbf{I})} \left[ 2h\mathbf{L}^2 + \frac{\sqrt{2h}}{2} (\mathbf{M}h |v(x)| |\xi| + \mathbf{M}\sqrt{2h} |\xi|^2 + 2\mathbf{L} |\xi|) \right] \\ &\leq 2h\mathbf{L}^2 + \frac{\sqrt{2h}}{2} (\mathbf{M}hR\sqrt{d} + \mathbf{M}\sqrt{2h}d + 2\mathbf{L}\sqrt{d}). \end{aligned}$$

Denote  $\kappa = M/m$ . When

$$h \leq \frac{1}{200} \cdot \min \left\{ \frac{1}{d\kappa M}, \frac{1}{dL^2} \right\},$$

it holds that (recall the definition of  $R$  in (A.4))

$$\begin{aligned} r(x) &\leq 2hL^2 + \frac{1}{2}MhR\sqrt{2hd} + Mhd + L\sqrt{2hd} \\ &\leq \frac{1}{100d} + \frac{1}{200} \cdot \left( \frac{2}{\kappa} + 3 \right) \left( 1 + \sqrt{\frac{6}{d}} \right) + \frac{1}{200\kappa} + \sqrt{\frac{1}{100}} \\ &\leq 0.01 + 0.005 \cdot (2 + 3) \left( 1 + \sqrt{6} \right) + 0.005 + \sqrt{0.01} < 0.35. \end{aligned}$$

**Case 2:**  $|v(x)| > R$ . Recall  $x' - x = hv(x) + \sqrt{2h}\xi$ , so that by (A.3) and (A.2)

$$\begin{aligned} a(x, x') &\geq \frac{m}{4} \left| hv(x) + \sqrt{2h}\xi \right|^2 - 2hL^2 - \frac{\sqrt{2h}}{2} |\xi| |v(x') - v(x)| \\ &= \frac{mh^2}{4} |v(x)|^2 + \frac{mh}{2} |\xi|^2 - \frac{mh\sqrt{2h}}{2} |v(x)| |\xi| - 2hL^2 - \frac{\sqrt{2h}}{2} \left( Mh|v(x)| + M\sqrt{2h}|\xi| + 2L \right) |\xi| \\ &= \frac{mh^2}{4} |v(x)|^2 - \frac{(m+M)h\sqrt{2h}}{2} |v(x)| |\xi| - \left( M - \frac{m}{2} \right) h |\xi|^2 - \sqrt{2h}L |\xi| - 2hL^2. \end{aligned}$$

Consider a high probability event  $\{|\xi| \leq \sqrt{d} + \sqrt{6}\}$ . Since  $|v(x)| > R$ , we have

$$|v(x)| > \frac{2(2m+3M)}{m} \frac{\sqrt{d} + \sqrt{6}}{\sqrt{2h}} \geq \frac{2(2m+3M)}{m} \frac{|\xi|}{\sqrt{2h}}.$$

Therefore,

$$\begin{aligned} &\frac{(m+M)h\sqrt{2h}}{2} |v(x)| |\xi| + \left( M - \frac{m}{2} \right) h |\xi|^2 \\ &\leq \left( \frac{(m+M)h\sqrt{2h}}{2} \frac{m\sqrt{2h}}{2(2m+3M)} + \left( M - \frac{m}{2} \right) h \cdot \frac{2m^2h}{4(2m+3M)^2} \right) |v(x)|^2 \\ &= \left( 1 - \frac{m^2+3M^2}{(2m+3M)^2} \right) \frac{mh^2}{4} |v(x)|^2 \leq \frac{mh^2}{4} |v(x)|^2. \end{aligned}$$

So that when  $|\xi| \leq \sqrt{d} + \sqrt{6}$ , it holds that  $a(x, x') \geq -\sqrt{2h}L |\xi| - 2hL^2$ , which implies

$$\begin{aligned} &\mathbb{E}_{\xi \sim N(0, I)} \left[ \exp \left( \min\{0, a(x, x')\} \right) \right] \\ &\geq \mathbb{E}_{\xi \sim N(0, I)} \left[ \exp \left( -\sqrt{2h}L |\xi| - 2hL^2 \right) \mathbb{1}_{|\xi| \leq \sqrt{d} + \sqrt{6}} \right] \\ &\geq \mathbb{P} \left( |\xi| \leq \sqrt{d} + \sqrt{6} \right) \cdot \exp \left( -\sqrt{2h}L(\sqrt{d} + \sqrt{6}) - 2hL^2 \right). \end{aligned}$$

By the concentration inequality for  $N(0, I)$ ,

$$\mathbb{P} \left[ |\xi| \geq \sqrt{d} + \sqrt{6} \right] \leq e^{-3}.$$

When  $h \leq 1/(200dL^2)$ , it holds that

$$\begin{aligned} r(x) &= 1 - \mathbb{E}_{\xi \sim N(0, I)} \left[ \exp \left( \min\{0, a(x, x')\} \right) \right] \\ &\leq 1 - (1 - e^{-3}) \cdot \exp \left( -0.1 \cdot (1 + \sqrt{6/d}) - 0.01/d \right) \\ &\leq 1 - (1 - e^{-3}) \cdot \exp \left( -0.1 \cdot (1 + \sqrt{6}) - 0.01 \right) < 0.35. \end{aligned}$$

Combining the two cases, we conclude that when  $h \leq \frac{1}{200} \cdot \min\{\frac{1}{d\kappa M}, \frac{1}{dL^2}\}$ , it holds that

$$\inf_x \mathbb{E}_{y \sim Q(x, y)} [\alpha(x, y)] = 1 - \sup_x r(x) > 1 - 0.35 = \frac{13}{20}.$$

This completes the proof.  $\square$

#### A.4 Proof of Lemma 4.5

*Proof.* We first prove an analogue of Lemma A.1. Let  $r(x)$  be the rejection rate defined in (A.1). Then by definition of MALA proposal, we have for any  $x$ ,

$$\text{TV}(\delta_x \mathbf{P}, \delta_x \mathbf{Q}) = \frac{1}{2}r(x) + \frac{1}{2} \int (\mathbf{Q}(x, z) - \alpha(x, z)\mathbf{Q}(x, z))dz = r(x).$$

Therefore, by triangle inequality,

$$\begin{aligned} \text{TV}(\delta_x \mathbf{P}, \delta_y \mathbf{P}) &\leq \text{TV}(\delta_x \mathbf{Q}, \delta_y \mathbf{Q}) + \text{TV}(\delta_x \mathbf{P}, \delta_x \mathbf{Q}) + \text{TV}(\delta_y \mathbf{P}, \delta_y \mathbf{Q}) \\ &= \text{TV}(\delta_x \mathbf{Q}, \delta_y \mathbf{Q}) + r(x) + r(y) \leq \text{TV}(\delta_x \mathbf{Q}, \delta_y \mathbf{Q}) + 2 \sup_x r(x). \end{aligned}$$

Thus, it suffices to control  $\text{TV}(\delta_x \mathbf{Q}, \delta_y \mathbf{Q})$  and  $\sup_x r(x)$ . Since  $\delta_x \mathbf{Q}, \delta_y \mathbf{Q}$  are two Gaussians with the same variance, by Pinsker inequality,

$$\text{TV}(\delta_x \mathbf{Q}, \delta_y \mathbf{Q}) \leq \sqrt{\frac{1}{2} \text{KL}(\delta_x \mathbf{Q}, \delta_y \mathbf{Q})} = \frac{|x + hv(x) - y - hv(y)|}{2\sqrt{2h}}.$$

Notice

$$|x + hv(x) - y - hv(y)| \leq |x + h\nabla f(x) - y - h\nabla f(y)| + h|v_s(x) - v_s(y)|.$$

For the first term, note  $0 \preceq -\nabla^2 f \preceq \mathbf{M}\mathbf{I}$  by Assumption 4.1. Since  $h < \mathbf{M}^{-1}$ , it holds that

$$0 \preceq \overline{H} := \int_0^1 (1 + h\nabla^2 f(tx + (1-t)y)) dt \preceq \mathbf{I}.$$

So that by Taylor's theorem, we have

$$|x + h\nabla f(x) - y - h\nabla f(y)| = |\overline{H}(x - y)| \leq |x - y|.$$

For the second term, by Assumption 2.1,  $|v_s(x) - v_s(y)| \leq 2\mathbf{L}$ . Combined, we have

$$|x + hv(x) - y - hv(y)| \leq |x - y| + 2h\mathbf{L}.$$

When  $h \leq \min\{\frac{1}{\mathbf{M}}, \frac{1}{200\mathbf{L}^2 d}\}$ , and  $|x - y| < \frac{\sqrt{2h}}{10}$ , it holds that

$$\text{TV}(\delta_x \mathbf{Q}, \delta_y \mathbf{Q}) \leq \frac{|x - y| + 2h\mathbf{L}}{2\sqrt{2h}} \leq \frac{1}{20} + \frac{1}{20\sqrt{d}} \leq \frac{1}{10}.$$

Finally, by Lemma 4.4,

$$\sup_x r(x) = 1 - \inf_x \mathbb{E}_{y \sim \mathbf{Q}(x, y)}[\alpha(x, y)] < 1 - \frac{13}{20} = \frac{7}{20}.$$

$$\Rightarrow \text{TV}(\delta_x \mathbf{P}, \delta_y \mathbf{P}) \leq \text{TV}(\delta_x \mathbf{Q}, \delta_y \mathbf{Q}) + 2 \sup_x r(x) < \frac{1}{10} + \frac{7}{10} = \frac{4}{5}.$$

This completes the proof.  $\square$

## Acknowledgements

The work of SL and XT is partially supported by the National University of Singapore and Singapore MOE grant Tier-1-A-8002956-00-00.

## References

- Andrieu, C., Lee, A., Power, S., and Wang, A. Q. (2024). Explicit convergence bounds for Metropolis Markov chains: isoperimetry, spectral gaps and profiles. *Ann. Appl. Probab.*, 34(4):4022–4071.
- Bakry, D., Gentil, I., and Ledoux, M. (2014). *Analysis and Geometry of Markov Diffusion Operators*, volume 348 of *Grundlehren der mathematischen Wissenschaften [Fundamental Principles of Mathematical Sciences]*. Springer, Cham.
- Bou-Rabee, N. and Hairer, M. (2013). Nonasymptotic mixing of the MALA algorithm. *IMA J. Numer. Anal.*, 33(1):80–110.
- Brooks, S., Gelman, A., Jones, G. L., and Meng, X.-L., editors (2011). *Handbook of Markov chain Monte Carlo*. Chapman & Hall/CRC Handbooks of Modern Statistical Methods. CRC Press, Boca Raton, FL.
- Cheeger, J. (1970). A lower bound for the smallest eigenvalue of the Laplacian. In *Problems in analysis (Sympos. in honor of Salomon Bochner, Princeton Univ., Princeton, N.J., 1969)*, pages 195–199. Princeton Univ. Press, Princeton, NJ.
- Chewi, S. (2023). Log-Concave Sampling. Book draft. Available at <https://chewisinho.github.io/main.pdf>.
- Chewi, S., Lu, C., Ahn, K., Cheng, X., Gouic, T. L., and Rigollet, P. (2021). Optimal dimension dependence of the metropolis-adjusted langevin algorithm. In *Proc. 34th Conf. Learn. Theory*, volume 134 of *Proc. Mach. Learn. Res.*, pages 1260–1300. PMLR.
- Duane, S., Kennedy, A., Pendleton, B. J., and Roweth, D. (1987). Hybrid Monte Carlo. *Phys. Lett. B*, 195(2):216–222.
- Durmus, A., Majewski, S., and Miasojedow, B. (2019). Analysis of Langevin monte carlo via convex optimization. *J. Mach. Learn. Res.*, 20(73):1–46.
- Durmus, A., Moulines, E., and Pereyra, M. (2018). Efficient Bayesian computation by proximal Markov chain Monte Carlo: when Langevin meets Moreau. *SIAM J. Imaging Sci.*, 11(1):473–506.
- Dwivedi, R., Chen, Y., Wainwright, M. J., and Yu, B. (2018). Log-concave sampling: Metropolis-Hastings algorithms are fast! In *Proc. 31st Conf. Learn. Theory*, volume 75 of *Proc. Mach. Learn. Res.*, pages 793–797. PMLR.
- Flock, R., Liu, S., Dong, Y., and Tong, X. T. (2025). Local MALA-within-Gibbs for Bayesian image deblurring with total variation prior. *SIAM J. Sci. Comput.*, 47(4):A2127–A2153.
- Geyer, C. J. (1992). Practical Markov Chain Monte Carlo. *Statist. Sci.*, 7(4):473–483.
- Goyal, A., Deligiannidis, G., and Kantas, N. (2025). Mixing time bounds for the Gibbs sampler under isoperimetry. *arXiv preprint arXiv:2506.22258*.
- Holmes, C. C. and Held, L. (2006). Bayesian auxiliary variable models for binary and multinomial regression. *Bayesian Anal.*, 1(1):145–168.
- Lawler, G. F. and Sokal, A. D. (1988). Bounds on the  $L^2$  spectrum for Markov chains and Markov processes: a generalization of Cheeger’s inequality. *Trans. Amer. Math. Soc.*, 309(2):557–580.

- Levin, D. A., Peres, Y., and Wilmer, E. L. (2009). *Markov Chains and Mixing Times*. American Mathematical Society, Providence, RI.
- Lovász, L. (1999). Hit-and-run mixes fast. *Math. Program.*, 86(3):443–461.
- Mengersen, K. L. and Tweedie, R. L. (1996). Rates of convergence of the Hastings and Metropolis algorithms. *Ann. Statist.*, 24(1):101–121.
- Metropolis, N., Rosenbluth, A. W., Rosenbluth, M. N., Teller, A. H., and Teller, E. (1953). Equation of state calculations by fast computing machines. *J. Chem. Phys.*, 21(6):1087–1092.
- Milman, E. (2009). On the role of convexity in isoperimetry, spectral gap and concentration. *Invent. Math.*, 177(1):1–43.
- Mitchell, T. J. and Beauchamp, J. J. (1988). Bayesian variable selection in linear regression. *J. Amer. Statist. Assoc.*, 83(404):1023–1032.
- Mou, W., Flammarion, N., Wainwright, M. J., and Bartlett, P. L. (2022). An efficient sampling algorithm for non-smooth composite potentials. *J. Mach. Learn. Res.*, 23(233):1–50.
- Nesterov, Y. (2004). *Introductory Lectures on Convex Optimization*, volume 87 of *Applied Optimization*. Kluwer Academic Publishers, Boston, MA. A basic course.
- Ning, N. (2025). Metropolis-adjusted subdifferential Langevin algorithm. *arXiv preprint arXiv:2507.06950*.
- Park, M. Y. and Hastie, T. (2007).  $L_1$ -regularization path algorithm for generalized linear models. *J. R. Stat. Soc. Ser. B Stat. Methodol.*, 69(4):659–677.
- Park, T. and Casella, G. (2008). The Bayesian Lasso. *J. Amer. Statist. Assoc.*, 103(482):681–686.
- Roberts, G. O. and Tweedie, R. L. (1996). Exponential convergence of Langevin distributions and their discrete approximations. *Bernoulli*, 2(4):341–363.
- Vempala, S. (2005). Geometric random walks: a survey. In *Combin. Comput. Geom.*, volume 52 of *Math. Sci. Res. Inst. Publ.*, pages 577–616. Cambridge Univ. Press, Cambridge.
- Wainwright, M. J. and Jordan, M. I. (2008). Graphical models, exponential families, and variational inference. *Found. Trends Mach. Learn.*, 1(1-2):1–305.
- Wu, K., Schmidler, S., and Chen, Y. (2022). Minimax mixing time of the Metropolis-adjusted Langevin algorithm for log-concave sampling. *J. Mach. Learn. Res.*, 23(270):1–63.