

A Judge-Aware Ranking Framework for Evaluating Large Language Models without Ground Truth

Mingyuan Xu ^{*1} Xinzi Tan ^{*1} Jiawei Wu ^{*1} Doudou Zhou ¹

Abstract

Evaluating large language models (LLMs) on open-ended tasks without ground-truth labels is increasingly done via the LLM-as-a-judge paradigm. A critical but under-modeled issue is that judge LLMs differ substantially in reliability; treating all judges equally can yield biased leaderboards and misleading uncertainty estimates—more data can make evaluation more confidently wrong under misspecified aggregation. We propose a judge-aware ranking framework that extends the Bradley–Terry–Luce model by introducing judge-specific discrimination parameters, jointly estimating latent model quality and judge reliability from pairwise comparisons without reference labels. We establish identifiability up to natural normalizations and prove consistency and asymptotic normality of the maximum likelihood estimator, enabling confidence intervals for score differences and rank comparisons. Across multiple public benchmarks and a newly collected dataset, our method improves agreement with human preferences, achieves higher data efficiency than unweighted baselines, and produces calibrated uncertainty quantification for LLM rankings.

1. Introduction

Reliable evaluation of large language models (LLMs) has emerged as a central challenge in AI research. As LLMs are increasingly deployed as general-purpose assistants, the ability to accurately rank and compare their capabilities directly impacts both research progress and deployment decisions. Traditional benchmark suites such as MMLU (Hendrycks et al., 2021) and BIG-Bench (Srivastava et al., 2023) provide valuable measurements of specific competencies through tasks with known ground truth. However, these benchmarks

often fail to capture user preferences in open-ended, real-world interactions. For instance, chat models fine-tuned with human feedback can be strongly preferred by users while exhibiting minimal differences on traditional benchmarks (Zheng et al., 2023), highlighting the gap between static evaluation metrics and user satisfaction.

To bridge this gap, evaluation protocols based on pairwise comparisons have gained widespread adoption. Human preference evaluation provides a direct signal but is expensive, time-consuming, and difficult to reproduce (Chiang & Lee, 2023). These limitations have motivated the “LLM-as-a-judge” paradigm, wherein LLMs assess outputs produced by other models (Gilardi et al., 2023; Huang et al., 2023; Zheng et al., 2023; Gu et al., 2024). When carefully prompted, LLM judges can approximate aggregate human preferences on open-ended tasks (Zheng et al., 2023). Moreover, prompting an LLM to directly compare two responses yields more stable judgments than single-answer grading, making pairwise comparison a natural choice for automated evaluation. As a result, LLM-as-a-judge has become a de facto infrastructure for scalable, reference-free LLM evaluation.

A critical but under-examined limitation of this paradigm is that *judge reliability varies substantially across models*. Empirical studies show that different LLM judges exhibit large variability in their ability to replicate human preferences across tasks (Bavaresco et al., 2025). Despite this heterogeneity, most existing ranking pipelines implicitly treat all judges as equally reliable and pool their comparisons uniformly. As we show in this work, such aggregation is *statistically misspecified*: ignoring judge heterogeneity leads to biased rankings and invalid uncertainty quantification. In particular, more data can make the resulting rankings *more confidently wrong*, as confidence intervals shrink around biased estimates under misspecified models.

Classic frameworks such as the Bradley–Terry–Luce (BTL) model (Bradley & Terry, 1952; Luce, 1959) provide a principled foundation for ranking from pairwise comparisons, but assume homogeneous evaluators. Existing approaches for ranking LLMs from automated judgments, such as REM (Yang et al., 2024) and GTR/FTR (Dhurandhar et al., 2024), either retain this assumption or rely on heuristic

¹Department of Statistics and Data Science, National University of Singapore. Correspondence to: Doudou Zhou <ddzhou@nus.edu.sg>.

weighting schemes that lack a unified statistical interpretation and do not support valid inference.

In this paper, we propose a **judge-aware ranking framework** that extends the BTL model by introducing judge-specific discrimination parameters, jointly estimating latent model quality scores and judge reliability from pairwise comparisons without requiring ground-truth labels. This formulation automatically down-weights unreliable judges through the likelihood and yields well-defined rankings under heterogeneous evaluators.

We establish identifiability up to natural normalization constraints and prove consistency and asymptotic normality of the maximum likelihood estimator (MLE), enabling principled uncertainty quantification for LLM rankings, including confidence intervals for score differences and rank comparisons.

Empirically, we demonstrate on multiple public benchmarks and a newly collected dataset that judge-aware aggregation improves alignment with human preferences and achieves higher data efficiency than unweighted baselines, particularly in low-budget regimes.

Our main contributions are summarized as follows: (1) We identify judge heterogeneity as a fundamental source of bias and invalid uncertainty in LLM-as-a-judge rankings; (2) We propose a judge-aware generalization of the BTL model that jointly estimates model quality and judge reliability without ground-truth labels; (3) We establish identifiability and asymptotic theory for the resulting estimator, enabling valid confidence intervals for LLM rankings; and (4) We demonstrate empirically that judge-aware aggregation improves alignment with human preferences and data efficiency compared to unweighted approaches.

The remainder of this paper is organized as follows. Section 2 reviews prior work on statistical ranking models and LLM evaluation. Section 3 formulates the proposed judge-aware model, derives the maximum likelihood estimation algorithm, and establishes asymptotic properties. Section 4 validates the method through numerical simulations. Section 5 reports evaluation results on real-world datasets. Section 6 concludes with discussion and future directions.

2. Related Work

2.1. Statistical Models for Pairwise Ranking

Statistical models for pairwise comparisons provide the foundation for ranking problems, with the BTL model (Bradley & Terry, 1952; Luce, 1959) serving as a canonical example. Modern applications have motivated extensions that handle sparse comparison graphs, covariates, and structured heterogeneity. Representative works establish uncertainty quantification under sparse designs (Gao

et al., 2023), develop asymptotic theory for covariate-assisted BTL models (Fan et al., 2024b; Yan, 2025), and incorporate sparse intrinsic scores or low-rank structure to capture population-level preference heterogeneity (Fan et al., 2024a; 2025), with applications to reinforcement learning from human feedback (Lee et al., 2024).

These extensions primarily address heterogeneity in preferences (e.g., different user populations) or comparison structure (e.g., sparse graphs and covariates), while continuing to assume that all observed comparisons are equally reliable. In contrast, we focus on heterogeneity in *judge reliability*, a distinct and orthogonal source of variation that directly affects ranking validity and uncertainty quantification when comparisons are produced by multiple LLM judges.

2.2. Judge Reliability in Pairwise Ranking

Modeling annotator quality has a long history in crowdsourcing and psychometrics. Chen et al. (2013) propose the Crowd-BT model, which captures annotator reliability through an honesty-type parameter corresponding to label flipping, a formulation tailored to settings with random or adversarial workers. Such models are ill-suited to LLM judges, which rarely behave adversarially but instead differ in their ability to resolve fine-grained quality differences.

Our model adopts a discriminability-type notion of reliability, in which the parameter γ_k scales a judge’s sensitivity to quality differences rather than flipping labels. This perspective is closer to Item Response Theory (IRT)-based aggregation models. Otani et al. (2016) introduce judge-specific discrimination parameters for aggregating crowdsourced pairwise evaluations of machine translation systems, but their framework relies on comparisons against fixed references and does not consider fully randomized, reference-free designs.

More broadly, existing IRT-inspired approaches either rely on fixed baselines or do not jointly infer model quality and judge reliability from uncalibrated comparisons, nor do they provide asymptotic guarantees for ranking uncertainty. In contrast, we establish consistency, asymptotic normality, and confidence intervals for both model quality and judge reliability in the LLM-as-a-judge setting.

2.3. Ranking Large Language Models

The LLM-as-a-judge paradigm has emerged as a scalable alternative to costly human evaluation (Zheng et al., 2023; Gu et al., 2024). Most existing LLM ranking methods implicitly assume homogeneous judges. Representative approaches include Ranking-based automatic Evaluation Method (REM) (Yang et al., 2024), which adapts the Glicko2 rating system for label-free ranking, and Greedy Triplet Ranking (GTR) (Dhurandhar et al., 2024), which

aggregates triplet comparisons without accounting for judge quality. Related probabilistic approaches, such as Product-of-Experts aggregation (Fathullah & Gales, 2025), improve uncertainty estimates but do not explicitly model individual judge reliability.

To relax the homogeneity assumption, Dhurandhar et al. (2024) propose the Full Triplet Ranking (FTR) algorithm, which assigns heuristic reputation scores to models based on aggregate win rates and uses these scores when models act as judges. While this introduces adaptive weighting, the resulting rankings lack a formal probabilistic interpretation and do not support principled statistical inference.

Overall, existing methods either assume homogeneous judges or rely on heuristic weighting schemes, obscuring when ranking differences are statistically meaningful. Our framework addresses this gap by explicitly modeling judge reliability and enabling valid uncertainty quantification for LLM rankings.

3. Model and Method

We present a judge-aware ranking framework for aggregating pairwise comparisons produced by heterogeneous LLM judges. We introduce the model and design, describe maximum likelihood estimation under suitable normalizations, and establish asymptotic properties enabling valid uncertainty quantification.

3.1. Problem Setup and Model

We consider a pairwise comparison study among $N \geq 2$ candidate LLMs evaluated by $K \geq 2$ judges. For each comparison $t = 1, \dots, T$, we observe a triple $X_t = (i_t, j_t, k_t)$, indicating that judge k_t compares models i_t and j_t ($i_t < j_t$), together with a binary outcome $Y_t \in \{0, 1\}$, where $Y_t = 1$ indicates preference for model i_t . Judges may be external evaluators or overlap with the candidate set.

We assume i.i.d. random design with

$$X_t \stackrel{\text{i.i.d.}}{\sim} \pi_{ijk}, \quad \pi_{ijk} = \frac{2}{K \cdot N(N-1)},$$

so that each unordered model pair and judge are sampled uniformly. For notational convenience, we represent each unordered pair $\{i, j\}$ as (i, j) with $i < j$.

Conditional on $X_t = (i, j, k)$, the outcome Y_t follows a judge-aware BTL model,

$$\mathbb{P}_\theta(Y_t = 1 \mid X_t = (i, j, k)) = \sigma(\gamma_k(s_i - s_j)), \quad (1)$$

where $\sigma(x) = (1 + e^{-x})^{-1}$. The parameter $\theta = (\mathbf{s}, \boldsymbol{\gamma})$ consists of latent model scores $\mathbf{s} = (s_1, \dots, s_N)$ and judge-specific discrimination parameters $\boldsymbol{\gamma} = (\gamma_1, \dots, \gamma_K)$ with $\gamma_k > 0$. The key departure from the standard BTL model is

the multiplicative factor γ_k , which captures heterogeneity in judge reliability. When γ_k is large, judge k is highly sensitive to quality differences, and even small score gaps lead to decisive preferences. When $\gamma_k \approx 0$, the judge’s preferences approach random chance and contribute little information. The classical BTL model is recovered as the special case $\gamma_k \equiv 1$ for all judges.

Let $Z_t = (X_t, Y_t)$. Under the above assumptions, $\{Z_t\}_{t=1}^T$ are i.i.d. with joint distribution

$$p_\theta(y, i, j, k) = \pi_{ijk} [\sigma(\gamma_k(s_i - s_j))]^y [1 - \sigma(\gamma_k(s_i - s_j))]^{1-y}, \quad (2)$$

for $y \in \{0, 1\}$, $1 \leq i < j \leq N$, and $1 \leq k \leq K$.

We impose a mild regularity condition to rule out degenerate cases.

Assumption 3.1 (Non-degenerate quality scores). There exist $i \neq j$ such that $s_i \neq s_j$.

This assumption is necessary because if all quality scores are identical, the outcome distribution becomes independent of $\boldsymbol{\gamma}$, rendering judge discrimination parameters unidentifiable. The next result characterizes identifiability of the model.

Theorem 3.2 (Identifiability). Suppose Assumption 3.1 holds. If two parameter pairs $(\mathbf{s}, \boldsymbol{\gamma})$ and $(\tilde{\mathbf{s}}, \tilde{\boldsymbol{\gamma}})$ satisfy

$$\sigma(\gamma_k(s_i - s_j)) = \sigma(\tilde{\gamma}_k(\tilde{s}_i - \tilde{s}_j)) \quad \text{for all } i \neq j \text{ and all } k,$$

then there exist constants $a \in \mathbb{R} \setminus \{0\}$ and $b \in \mathbb{R}$ such that $\tilde{\mathbf{s}} = a\mathbf{s} + b\mathbf{1}$ and $\tilde{\boldsymbol{\gamma}} = \boldsymbol{\gamma}/a$. Conversely, any such transformation leaves all comparison probabilities unchanged.

The theorem implies that model scores are identifiable up to a global shift, while judge discrimination parameters are identifiable up to a common scale. To obtain uniqueness, we impose the normalization

$$\sum_{i=1}^N s_i = 0, \quad \sum_{k=1}^K \log \gamma_k = 0, \quad (3)$$

which fixes the location of \mathbf{s} and the scale of $\boldsymbol{\gamma}$.

Corollary 3.3 (Uniqueness under normalization). Under Assumption 3.1, imposing the constraints in (3) renders the model identifiable in the usual sense: if two parameter pairs satisfying these constraints induce the same distribution of observations, then they must coincide.

Finally, we note that although the likelihood depends only on the products $\gamma_k(s_i - s_j)$ and is therefore formally well-defined for signed γ_k , we restrict attention to $\gamma_k > 0$. This sign convention ensures that larger values of γ_k correspond to higher judge discrimination and guarantees that the logarithmic normalization is well-defined.

3.2. Maximum Likelihood Estimation

We derive the MLE for the normalized parameter space and describe the optimization procedure used in practice. From the joint distribution (2), the log-likelihood is

$$\mathcal{L}_{\text{full}}(\mathbf{s}, \gamma) = \sum_{t=1}^T \left[y_t \log \sigma(\gamma_{k_t}(s_{i_t} - s_{j_t})) + (1 - y_t) \log(1 - \sigma(\gamma_{k_t}(s_{i_t} - s_{j_t}))) \right] + C, \quad (4)$$

where $C = \sum_{t=1}^T \log \pi_{i_t, j_t, k_t}$ does not depend on (\mathbf{s}, γ) and can be ignored for optimization.

For computational efficiency, we aggregate observations by comparison triple. Let n_{ijk} denote the number of times judge k compares models (i, j) , and let \bar{y}_{ijk} denote the empirical fraction of times model i is preferred over j by judge k . Define the set of observed triples $\Omega = \{(i, j, k) : n_{ijk} > 0\}$. The aggregated log-likelihood can then be written as

$$\mathcal{L}(\mathbf{s}, \gamma) = \sum_{(i,j,k) \in \Omega} n_{ijk} \left[\bar{y}_{ijk} \log \sigma(z_{ijk}) + (1 - \bar{y}_{ijk}) \log(1 - \sigma(z_{ijk})) \right], \quad (5)$$

where $z_{ijk} = \gamma_k(s_i - s_j)$. This representation highlights that the objective is a weighted sum of binary cross-entropy terms, with weights given by the comparison counts n_{ijk} .

To enforce the positivity constraint $\gamma_k > 0$, we reparameterize $\alpha_k = \log \gamma_k$ and optimize over (\mathbf{s}, α) subject to the constraints in (3) (equivalently, $\sum_{k=1}^K \alpha_k = 0$). We use the Adam optimizer (Kingma & Ba, 2015) with projection onto the constraint set after each update. Adaptive learning rates are particularly helpful here because different comparison triples (i, j, k) may have very different frequencies n_{ijk} , resulting in heterogeneous gradient magnitudes. Implementation details are provided in Appendix B.

3.3. Asymptotic Properties

We now establish the large-sample properties of the MLE, which form the basis for uncertainty quantification in model ranking. Let $\theta_0 = (\mathbf{s}_0, \gamma_0)$ denote the true parameter in the normalized parameter space, and let $\hat{\theta}_T = (\hat{\mathbf{s}}, \hat{\gamma})$ be the MLE based on T comparisons.

Theorem 3.4 (Consistency and asymptotic normality). *Under the i.i.d. random design described in Section 3.1 and Assumption 3.1, the MLE $\hat{\theta}_T$ satisfies:*

1. **Consistency:** $\hat{\theta}_T \xrightarrow{P} \theta_0$ as $T \rightarrow \infty$.

2. **Asymptotic normality:**

$$\sqrt{T}(\hat{\theta}_T - \theta_0) \xrightarrow{d} \mathcal{N}(0, \Sigma_{\theta_0}),$$

where Σ_{θ_0} is the asymptotic covariance matrix, given explicitly in Appendix A.3.

Theorem 3.4 enables principled uncertainty quantification for model scores and judge reliability. For any scalar component θ_i of θ , a $(1 - \varsigma)$ Wald confidence interval is given by

$$\hat{\theta}_{T,i} \pm z_{1-\varsigma/2} \sqrt{\frac{1}{T} \hat{\Sigma}_{\theta,ii}},$$

where $z_{1-\varsigma/2}$ is the $(1 - \varsigma/2)$ quantile of the standard normal distribution and $\hat{\Sigma}_{\theta}$ is the plug-in estimate obtained by evaluating the asymptotic covariance at $\hat{\theta}_T$.

More generally, for any linear functional $h(\theta) = c^\top \theta$ (e.g., score differences $s_i - s_j$),

$$\sqrt{T}(c^\top \hat{\theta}_T - c^\top \theta_0) \xrightarrow{d} \mathcal{N}(0, c^\top \Sigma_{\theta} c).$$

Replacing Σ_{θ} with $\hat{\Sigma}_{\theta}$ yields a $(1 - \varsigma)$ Wald confidence interval

$$c^\top \hat{\theta}_T \pm z_{1-\varsigma/2} \sqrt{\frac{1}{T} c^\top \hat{\Sigma}_{\theta} c}.$$

4. Simulation Study

We conduct simulation studies to validate the theoretical results established in Section 3 and to illustrate the practical consequences of modeling judge heterogeneity. Specifically, we address two questions: (i) whether the MLE achieves the $O(1/T)$ convergence rate implied by asymptotic normality, and (ii) whether the proposed judge-aware model yields valid confidence intervals, in contrast to the standard BTL model that ignores judge reliability.

4.1. Convergence Rate of the MLE

We first examine how estimation error scales with the total number of pairwise comparisons T , validating the consistency and rate implied by Theorem 3.4.

For each configuration (N, K) , we generate a fixed ground-truth parameter $\theta_0 = (\mathbf{s}_0, \gamma_0)$ satisfying the normalization constraints. The quality scores \mathbf{s}_0 and discrimination parameters γ_0 are drawn to exhibit realistic heterogeneity; details are provided in Appendix C. For each sample size T , we generate T independent comparisons according to the judge-aware model (1), with uniformly sampled triples (i, j, k) and outcomes $Y \sim \text{Bernoulli}(\sigma(\gamma_{0,k}(s_{0,i} - s_{0,j})))$. We compute the MLE $(\hat{\mathbf{s}}^{(T)}, \hat{\gamma}^{(T)})$ using Algorithm A.1.

Estimation accuracy is measured by the mean squared errors $\text{MSE}_s(T) = \frac{1}{N} \sum_{i=1}^N (\hat{s}_i^{(T)} - s_{0,i})^2$ and $\text{MSE}_{\gamma, \log}(T) = \frac{1}{K} \sum_{k=1}^K (\log \hat{\gamma}_k^{(T)} - \log \gamma_{0,k})^2$, where the logarithmic scale for γ_k ensures scale-invariant comparison. Each (N, K, T) configuration is repeated $R = 100$ times.

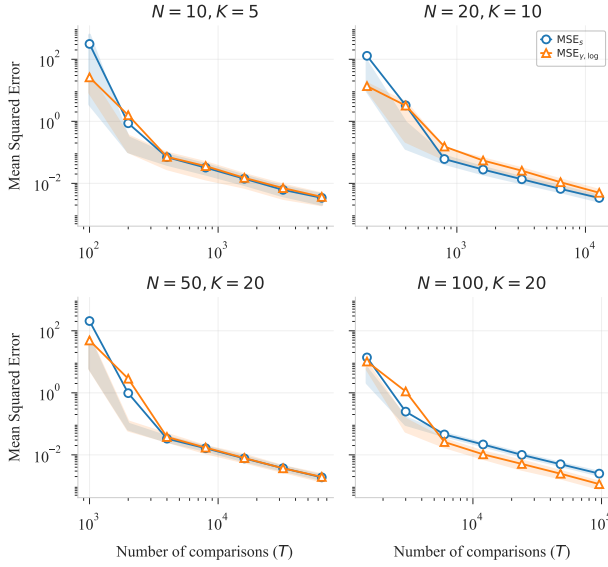


Figure 1. MSE versus the number of comparisons T for four configurations $(N, K) \in \{(10, 5), (20, 10), (50, 20), (100, 20)\}$. Both axes are logarithmic. Solid lines show means over $R = 100$ runs, and shaded bands indicate interquartile ranges.

Figure 1 plots the MSEs as functions of T on logarithmic scales. After an initial transient regime, both MSE_s and MSE_γ decay approximately linearly in the log-log plot, indicating power-law convergence. To quantify the rate, we fit linear regressions to the last five data points for each curve. The estimated slopes, reported in Table A.3 (see Appendix C), are all close to -1 , consistent with the theoretical $O(1/T)$ rate implied by asymptotic normality.

4.2. Coverage and Width of Confidence Intervals

We evaluate the finite-sample performance of confidence intervals from the judge-aware model and compare them with those from the standard BTL model, which assumes homogeneous judges ($\gamma_k \equiv 1$). For each (N, K, T) configuration, we generate $B = 500$ independent datasets using the same data-generating process as in Section 4.1, fit both models, and construct 95% Wald confidence intervals for the scores s_i . We assess performance using empirical coverage and average interval width.

Figure 2 summarizes both empirical coverage probabilities (top) and average interval widths (bottom) as a function of T . The judge-aware model maintains coverage close to the nominal 95% level across all sample sizes and configurations. In contrast, the unweighted BTL model exhibits systematic under-coverage that worsens as T increases. This phenomenon arises from model misspecification: by ignoring judge heterogeneity, the unweighted model produces

biased estimates whose bias does not vanish asymptotically, while the confidence intervals continue to shrink. At the same time, despite achieving correct coverage, the judge-aware model produces consistently shorter intervals than the unweighted model. This efficiency gain reflects the model’s ability to downweight unreliable judges and extract more information from high-quality comparisons, whereas the unweighted model dilutes informative signals with noise.

5. Experiments on LLM Ranking Benchmarks

We evaluate the proposed judge-aware ranking framework on three real-world datasets to assess (i) agreement with established human-preference benchmarks, (ii) statistical efficiency relative to unweighted aggregation, and (iii) robustness of the resulting rankings. We consider MT-Bench and Chatbot Arena (Zheng et al., 2023; Chiang et al., 2024), UltraFeedback (Cui et al., 2024) (evaluated using a panel of 20 selected judge LLMs), and a newly collected in-house dataset with 45 candidate models. For the in-house study, two initially selected judges were unavailable at collection time due to API access issues, resulting in 18 judge LLMs in the final panel. Dataset and judge details are provided in Appendices D and E. Additional results, including estimated judge reliabilities $\hat{\gamma}$, are deferred to Appendix F.

5.1. Experimental Setup

Each dataset provides comparison instances of the form (prompt, model_A, model_B) with two candidate responses. For MT-Bench and Chatbot Arena, we use the original conversations and paired responses. For UltraFeedback, we follow the dataset authors’ filtering protocol (e.g., removing contaminated or duplicated items) to mitigate leakage.

Each instance is evaluated by an automated judge LLM using a standardized prompt template (Appendix E). In the real datasets, the judge may declare a tie or no preference between the two models. We encode such outcomes as $y = 0.5$ so that, when computing the aggregated response \bar{y}_{ijk} , a tie contributes equally to both sides. We use a diverse judge panel spanning multiple model families and sizes to induce realistic heterogeneity in judge reliability. Before fitting, we verify that the comparison graph is connected (via breadth-first search), ensuring all models are comparable through observed comparisons. We fit both the judge-aware model (estimating s and γ) and the standard unweighted BTL model (estimating s with $\gamma_k \equiv 1$) using Algorithm A.1.

5.2. Alignment with Established Benchmarks

We first examine whether the learned scores align with established benchmark evaluations. Table 1 compares our fitted scores with the original MT-Bench metrics reported by Zheng et al. (2023). The ranking induced by \hat{s} matches the

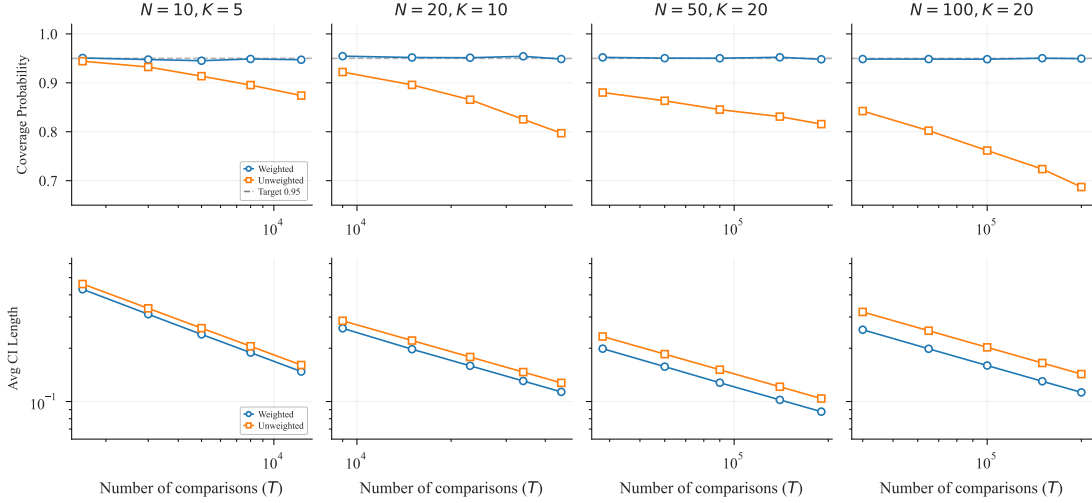


Figure 2. Empirical coverage probability (top) and average confidence-interval width (bottom) versus T for four configurations $(N, K) \in \{(10, 5), (20, 10), (50, 20), (100, 20)\}$. In the top panel, the x -axis is logarithmic; in the bottom panel, both axes are logarithmic. Each point is based on $B = 500$ replications.

published MT-Bench ordering: GPT-4 ranks first, followed by GPT-3.5, Vicuna-13B, Alpaca-13B, and LLaMA-13B. Both weighted and unweighted fits preserve this monotone ordering, indicating that our approach recovers the benchmark preference structure directly from pairwise judgments without requiring ground-truth labels.

To further validate our model, we compare our estimated scores against UltraFeedback’s preference ratings across four evaluation dimensions: helpfulness, truthfulness, honesty, and instruction-following. Figure 3 shows strong positive correlations across all dimensions: models with higher \hat{S} consistently receive higher preference scores. This alignment suggests that the fitted scores reflect multi-dimensional quality assessments, beyond a single benchmark-specific ordering.

5.3. Efficiency of Weighted Aggregation

We next quantify whether modeling judge reliability improves sample efficiency using our in-house dataset with 45 candidate models and 18 judge LLMs.¹ As full-data references, we fit (i) the weighted judge-aware model and (ii) the unweighted BTL model to the complete dataset (all judges and all comparisons), yielding \hat{S}_w^{ref} and \hat{S}_u^{ref} , respectively.

We then run a subsampling study that varies both the judge budget K and the number of comparisons T . For each (K, T) , we (i) sample K judges uniformly at random from the 18 available, (ii) restrict to T comparisons involving these judges, and (iii) fit both the weighted and unweighted models to obtain \hat{S}_w and \hat{S}_u . Agreement is measured by

¹We use hosted models from <https://www.together.ai/models>.

computing the Pearson correlation between \hat{S}_w and \hat{S}_w^{ref} for the weighted model, and between \hat{S}_u and \hat{S}_u^{ref} for the unweighted model. Each condition is repeated five times and averaged to reduce variability from judge selection.

Figure 4 displays the average correlation as a function of sample size T for four judge budgets $K \in \{4, 8, 12, 16\}$. Weighted aggregation consistently matches or outperforms unweighted aggregation across all configurations. The improvement is most pronounced in the small-to-moderate sample regime: the weighted model reaches a given correlation level using fewer comparisons, indicating higher statistical efficiency. As T grows, both methods approach near-perfect agreement with their respective full-data references, consistent with diminishing returns when data become abundant.

Several additional patterns emerge. First, correlation increases monotonically with sample size, approaching 1.0 for large T . Second, increasing the judge budget K improves performance and reduces the gap between weighted and unweighted methods. These patterns confirm that the weighted model increases statistical efficiency by down-weighting unreliable judges, with the largest gains occurring when data or judges are limited.

Table A.7 reports the complete set of model estimates with 95% confidence intervals under both methods.² The average CI width for the weighted model is 0.185, compared to 0.211 for the unweighted model (a reduction of 13.5%). Similarly, Table 2 indicates that the weighted model yields an average CI width of 0.264, whereas the unweighted

²One judge with $\hat{\gamma} \approx 0$ was excluded due to numerical instability; see Appendix F.3 for details.

Table 1. Evaluation results on MT-Bench. The first three columns are taken from Zheng et al. (2023). The two rightmost columns report fitted scores from the MT-Bench judgment data under the unweighted BTL model (\hat{s}_u) and the proposed judge-aware model (\hat{s}_w).

Model	#Token	MMLU	TruthfulQA	MT-Bench Score	\hat{s}_u	\hat{s}_w
LLaMA-13B	1T	47.0	0.26	2.61	-1.27	-1.12
Alpaca-13B	4.4M	48.1	0.30	4.53	-0.62	-0.54
Vicuna-13B (all)	370M	52.1	0.35	6.39	-0.29	-0.25
GPT-3.5	—	70.0	—	7.94	0.51	0.43
GPT-4	—	86.4	—	8.99	0.83	0.73

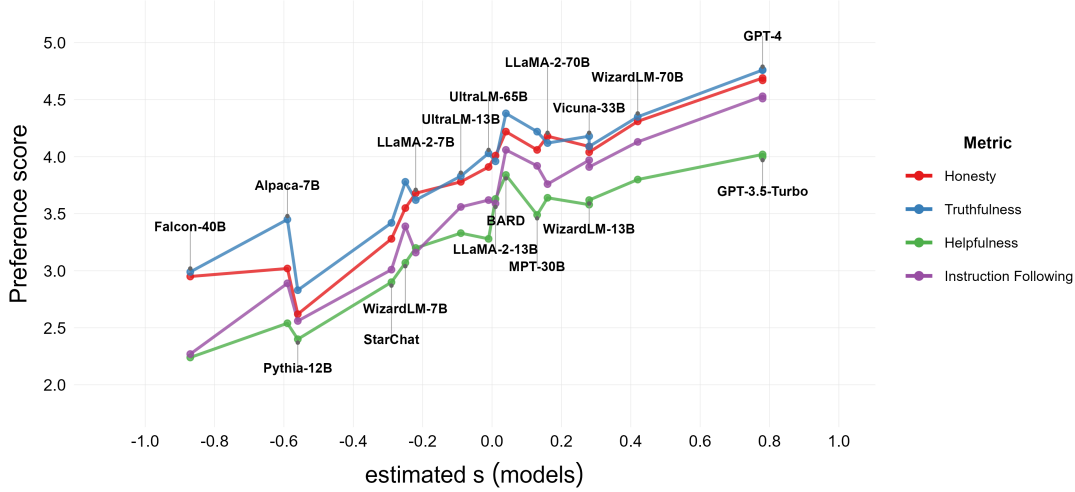


Figure 3. UltraFeedback preference scores versus \hat{s} across four evaluation dimensions (helpfulness, truthfulness, honesty, and instruction-following). Each point corresponds to a model; higher fitted scores are associated with higher preference ratings across all dimensions.

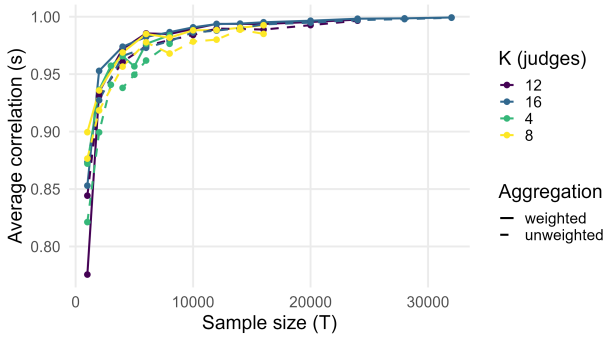


Figure 4. Average correlation of estimated s to the ground truth across different numbers of judges and sample sizes.

model gives 0.278, resulting in a reduction of 5.4%. This confirms the simulation findings (Section 4.2): by concentrating statistical weight on reliable judges, the weighted model extracts more information per comparison, yielding more precise rankings.

5.4. Case Study: Chatbot Arena

Finally, we study Chatbot Arena to examine whether the judge-aware model yields rankings consistent with widely

accepted model relationships. Table 2 reports the top 20 models under both weighted and unweighted fits with 10 judge LLMs.

For the top-tier models, the weighted ranking places the top four models as: GPT-4, Claude-v1, Claude-Instant-v1, and GPT-3.5-Turbo, corresponding to the GPT and Claude families widely regarded as the strongest general-purpose chat models. Notably, the weighted model ranks GPT-4 first, whereas the unweighted model places it third behind both Claude variants. This correction aligns with the broad consensus that GPT-4 was the leading model at the time of data collection.

The weighted ranking also correctly orders the Vicuna family by size: Vicuna-13B (rank 7) > Vicuna-7B (rank 9). The unweighted ranking reverses this relationship in terms of scores (though not ranks), suggesting that judge weighting reduces noise from uneven sampling across model variants.

Moreover, the quartet Koala-13B, Alpaca-13B, Dolly-v2-12B, and LLaMA-13B preserves the same relative ordering reported in the original Chatbot Arena paper. This agreement indicates that the learned judge weights encode evaluation signals consistent with established baselines.

By contrast, the unweighted model exhibits several anoma-

Table 2. Chatbot Arena rankings: weighted vs. unweighted. We show \hat{s} and confidence intervals for both methods. Subscripts u and w denote the unweighted and weighted fits, respectively.

rank _w	rank _u	Model	\hat{s}_w	\hat{s}_u	CI _w ^{low}	CI _w ^{up}	CI _u ^{low}	CI _u ^{up}
1	3	GPT-4	0.728	0.942	0.515	0.941	0.820	1.064
2	1	Claude-v1	0.725	1.106	0.513	0.938	0.978	1.234
3	2	Claude-Instant-v1	0.701	1.088	0.488	0.915	0.936	1.239
4	4	GPT-3.5-Turbo	0.431	0.616	0.296	0.566	0.507	0.724
5	5	Guanaco-33B	0.213	0.246	0.066	0.360	0.030	0.462
6	8	WizardLM-13B	0.165	-0.010	0.030	0.300	-0.216	0.196
7	6	Vicuna-13B	0.159	0.078	0.086	0.231	-0.017	0.173
8	7	PaLM 2	0.131	0.020	0.047	0.216	-0.107	0.146
9	10	Vicuna-7B	0.072	-0.045	-0.010	0.154	-0.179	0.088
10	9	Koala-13B	-0.038	-0.029	-0.098	0.023	-0.126	0.068
11	12	GPT4All-13B-Snoozy	-0.078	-0.127	-0.199	0.043	-0.334	0.081
12	15	MPT-7B-Chat	-0.130	-0.294	-0.218	-0.042	-0.431	-0.157
13	13	Alpaca-13B	-0.230	-0.165	-0.319	-0.140	-0.272	-0.058
14	11	RWKV-4-Raven-14B	-0.246	-0.113	-0.344	-0.149	-0.232	0.006
15	17	OASST-Pythia-12B	-0.259	-0.429	-0.353	-0.165	-0.532	-0.325
16	14	ChatGLM-6B	-0.335	-0.242	-0.454	-0.216	-0.364	-0.119
17	16	FastChat-T5-3B	-0.425	-0.421	-0.565	-0.285	-0.548	-0.295
18	18	Dolly-v2-12B	-0.486	-0.581	-0.644	-0.328	-0.721	-0.440
19	20	StableLM-Tuned-Alpha-7B	-0.516	-0.822	-0.681	-0.350	-0.969	-0.676
20	19	LLaMA-13B	-0.584	-0.816	-0.774	-0.395	-0.982	-0.650

lies: RWKV-4-Raven-14B moves from rank 14 (weighted) to rank 11 (unweighted), and GPT-4 drops from rank 1 to rank 3. These shifts likely reflect the undue influence of a small subset of judges or over-represented comparison contexts. The weighted model mitigates such effects by systematically down-weighting unreliable judges.

Finally, we compare the Spearman correlations between the rankings and the BTL model fitted using human evaluation rankings from (Chiang et al., 2024): the weighted ranking achieves $\rho = 0.9955$, while the unweighted ranking achieves $\rho = 0.9699$. This indicates that the weighted ranking aligns more closely with human judgments.

6. Conclusion and Discussion

We introduce a judge-aware ranking framework for evaluating large language models without ground-truth labels. By extending the BTL model with judge-specific discrimination parameters, our approach jointly estimates latent model quality scores and judge reliability, automatically down-weighting unreliable evaluators through the likelihood function. We establish the statistical foundations of the proposed model, and show that our method consistently outperforms unweighted baselines on real-world benchmarks.

Beyond evaluating LLMs, the proposed judge-aware framework is also applicable to other settings where items are assessed via pairwise comparisons by judges with heterogeneous reliability, such as expert panels in medicine or peer-review-style evaluations. Future work includes incorporating multi-dimensional quality attributes of candidate models and introducing task-specific scores that allow judge reliability to vary across tasks rather than remain static.

References

- Bavaresco, A., Bernardi, R., Bertolazzi, L., Elliott, D., Fernández, R., Gatt, A., Ghaleb, E., Giulianelli, M., Hanna, M., Koller, A., Martins, A., Mondorf, P., Neplenbroek, V., Pezzelle, S., Plank, B., Schlangen, D., Suglia, A., Surikuchi, A. K., Takmaz, E., and Testoni, A. LLMs instead of human judges? A large scale empirical study across 20 NLP evaluation tasks. In Che, W., Nabende, J., Shutova, E., and Pilehvar, M. T. (eds.), *Proceedings of the 63rd Annual Meeting of the Association for Computational Linguistics (Volume 2: Short Papers)*, pp. 238–255, Vienna, Austria, 2025. Association for Computational Linguistics.
- Bradley, R. A. and Terry, M. E. Rank analysis of incomplete block designs: I. The method of paired comparisons. *Biometrika*, 39(3/4):324–345, 1952.
- Chen, X., Bennett, P. N., Collins-Thompson, K., and Horvitz, E. Pairwise ranking aggregation in a crowd-sourced setting. In *Proceedings of the Sixth ACM International Conference on Web Search and Data Mining*, pp. 193–202, New York, NY, USA, 2013. Association for Computing Machinery.
- Chiang, C.-H. and Lee, H.-y. Can Large Language Models be an alternative to human evaluations? In Rogers, A., Boyd-Graber, J., and Okazaki, N. (eds.), *Proceedings of the 61st Annual Meeting of the Association for Computational Linguistics (Volume 1: Long Papers)*, pp. 15607–15631, Toronto, Canada, 2023. Association for Computational Linguistics.
- Chiang, W.-L., Zheng, L., Sheng, Y., Angelopoulos, A. N., Li, T., Li, D., Zhu, B., Zhang, H., Jordan, M., Gonzalez,

- J. E., et al. Chatbot arena: An open platform for evaluating llms by human preference. In *Forty-first International Conference on Machine Learning*, 2024.
- Cui, G., Yuan, L., Ding, N., Yao, G., Zhu, W., Ni, Y., Xie, G., Liu, Z., and Sun, M. UltraFeedback: Boosting language models with high-quality feedback, 2024. URL <https://openreview.net/forum?id=pNkOx3IVWI>.
- Dhurandhar, A., Nair, R., Singh, M., Daly, E., and Natesan Ramamurthy, K. Ranking Large Language Models without ground truth. In Ku, L.-W., Martins, A., and Srikumar, V. (eds.), *Findings of the Association for Computational Linguistics: ACL 2024*, pp. 2431–2452, Bangkok, Thailand, 2024. Association for Computational Linguistics.
- Fan, J., Hou, J., and Yu, M. Covariate assisted entity ranking with sparse intrinsic scores, 2024a. URL <https://arxiv.org/abs/2407.08814>.
- Fan, J., Hou, J., and Yu, M. Uncertainty quantification of MLE for entity ranking with covariates. *Journal of Machine Learning Research*, 25(358):1–83, 2024b.
- Fan, J., Kwon, H., and Zhu, X. Uncertainty quantification for ranking with heterogeneous preferences, 2025. URL <https://arxiv.org/abs/2509.01847>.
- Fathullah, Y. and Gales, M. J. F. Generalised probabilistic modelling and improved uncertainty estimation in comparative LLM-as-a-judge, 2025. URL <https://arxiv.org/abs/2505.15240>.
- Gao, C., Shen, Y., and Zhang, A. Y. Uncertainty quantification in the Bradley-Terry-Luce model. *Information and Inference: A Journal of the IMA*, 12(2):1073–1140, 2023.
- Gilardi, F., Alizadeh, M., and Kubli, M. ChatGPT outperforms crowd workers for text-annotation tasks. *Proceedings of the National Academy of Sciences*, 120(30):e2305016120, 2023.
- Gu, J., Jiang, X., Shi, Z., Tan, H., Zhai, X., Xu, C., Li, W., Shen, Y., Ma, S., Liu, H., Wang, S., Zhang, K., Wang, Y., Gao, W., Ni, L., and Guo, J. A survey on LLM-as-a-Judge, 2024. URL <https://arxiv.org/abs/2411.15594>.
- Hendrycks, D., Burns, C., Basart, S., Zou, A., Mazeika, M., Song, D., and Steinhardt, J. Measuring Massive Multitask Language Understanding, 2021. URL <https://arxiv.org/abs/2009.03300>.
- Huang, F., Kwak, H., and An, J. Is ChatGPT better than human annotators? Potential and limitations of ChatGPT in explaining implicit hate speech. In *Companion Proceedings of the ACM Web Conference 2023*, pp. 294–297. Association for Computing Machinery, 2023.
- Kingma, D. P. and Ba, J. Adam: A method for stochastic optimization. In *Proceedings of the 3rd International Conference on Learning Representations (ICLR)*, 2015.
- Lee, S. J., Sun, W. W., and Liu, Y. Low-Rank contextual reinforcement learning from heterogeneous human feedback, 2024. URL <https://arxiv.org/abs/2412.19436>.
- Luce, R. D. *Individual Choice Behavior: A Theoretical Analysis*. John Wiley & Sons, New York, NY, 1959.
- Otani, N., Nakazawa, T., Kawahara, D., and Kurohashi, S. IRT-based aggregation model of crowdsourced pairwise comparison for evaluating machine translations. In *Proceedings of the 2016 Conference on Empirical Methods in Natural Language Processing*, pp. 511–520, Austin, Texas, November 2016. Association for Computational Linguistics.
- Srivastava, A., Rastogi, A., Rao, A., Shoen, A. A. M., Abid, A., Fisch, A., Brown, A. R., Santoro, A., Gupta, A., Garriga-Alonso, A., et al. Beyond the imitation game: Quantifying and extrapolating the capabilities of language models. *Transactions on Machine Learning Research*, 2023. ISSN 2835-8856.
- Yan, T. Inference in a generalized Bradley-Terry model for paired comparisons with covariates and a growing number of subjects, 2025. URL <https://arxiv.org/abs/2507.22472>.
- Yang, J., Tan, Y., Hu, W., Yang, Z., Zhou, X., Luo, Z., and Luo, W. REM: A ranking-based automatic evaluation method for LLMs. In Wand, M., Malinová, K., Schmidhuber, J., and Tetko, I. V. (eds.), *Artificial Neural Networks and Machine Learning – ICANN 2024*, pp. 371–385, Cham, 2024. Springer Nature Switzerland.
- Zheng, L., Chiang, W.-L., Sheng, Y., Zhuang, S., Wu, Z., Zhuang, Y., Lin, Z., Li, Z., Li, D., Xing, E., Zhang, H., Gonzalez, J. E., and Stoica, I. Judging LLM-as-a-judge with MT-Bench and Chatbot Arena. In *Advances in Neural Information Processing Systems*, volume 36, pp. 46595–46623. Curran Associates, Inc., 2023.