
NEAR-OPTIMAL PRIVATE TESTS FOR SIMPLE AND MLR HYPOTHESES

A PREPRINT

 **Yu-Wei Chen**

Department of Statistics
Purdue University
West Lafayette, IN 47907
chen4357@purdue.edu

 **Raghu Pasupathy**

Department of Statistics
Purdue University
West Lafayette, IN 47907
pasupath@purdue.edu

 **Jordan A. Awan**

Department of Statistics
University of Pittsburgh
Pittsburgh, PA, 15260
jaa557@pitt.edu

January 30, 2026

ABSTRACT

We develop a near-optimal testing procedure under the framework of Gaussian differential privacy for simple, as well as one- and two-sided tests under monotone likelihood ratio conditions. Our mechanism is based on a private mean estimator with data-driven clamping bounds, whose population risk matches the private minimax rate up to logarithmic factors. Using this estimator, we construct private test statistics that achieve the same asymptotic relative efficiency as the non-private, most powerful tests while maintaining conservative type I error control. In addition to our theoretical results, our numerical experiments show that our private tests outperform competing DP methods and offer comparable power to the non-private most powerful tests, even at moderately small sample sizes and privacy loss budgets.

1 Introduction

Differential Privacy (DP), introduced by Dwork et al. [2006], protects individual privacy by injecting calibrated randomness into data processing; this noise complicates statistical analysis and can lead to biased or invalid conclusions if ignored [Santos-Lozada et al., 2020, Kenny et al., 2021]. As a result, classical inferential tools have been extended to the DP setting, including hypothesis testing [Gaboardi et al., 2016, Awan and Slavković, 2018], confidence regions [Wang et al., 2018a, Covington et al., 2021], and finite-sample inference [Awan and Wang, 2024].

Of all of the statistical tasks, hypothesis testing is one of the most fundamental, being a primary tool in scientific research, as well as having connections to confidence intervals and minimax lower bounds [Ibragimov and Has'minskii, 1981]. Given the crucial role of hypothesis testing in statistics, developing its private counterparts is important for the adoption of DP methods.

A critical issue in private testing is small-sample performance, often overlooked in the computer science literature but crucial in clinical trials and experimental designs [Sakpal, 2010, Ledolter and Kardon, 2020], where data collection is costly and time-consuming. More broadly, this concern reflects a central question in DP: how large must a sample be before privacy-induced noise becomes negligible in practice? While Canonne et al. [2019] established the optimal sample complexity for simple hypothesis testing using a clamped and noised per-sample log-likelihood statistic, their use of a fixed clamping range fails to attain optimal constants, resulting in a loss of effective sample size.

This difficulty points to a deeper, unresolved challenge in private testing: the absence of an exact analogue of the *Neyman–Pearson Lemma* under differential privacy. While Awan and Vadhan [2023] proved that there exists a most powerful DP test for simple hypotheses, there is no known closed form for this test, beyond simple settings such as Bernoulli data [Awan and Slavković, 2018].

In this paper, we address both challenges—small-sample inefficiency and the absence of a Neyman–Pearson-type testing principle under DP—in a one-dimensional setting, which underlies higher-dimensional problems [Casella and Berger, 2002, Luenberger and Ye, 2008]. Our method is built around a private mean estimator that is minimax-rate

optimal and preserves non-private asymptotic relative efficiency. This estimator is obtained via a data-dependent clamping rule that is constructed using private quantiles and is inspired by Canonne et al. [2019] and Huang et al. [2021]. Leveraging the private mean estimator, our method yields a near-optimal test for simple and monotone likelihood ratio (MLR) hypotheses. Our results are developed in the Gaussian DP framework [Dong et al., 2022], which is increasingly adopted as the state of the art [Gomez et al., 2025] and also implies zero-concentrated DP [Bun and Steinke, 2016], which was used in the 2020 U.S. Decennial Census products [Abowd et al., 2022].

Rank-error calibration in DP quantile estimation. Our analysis corrects technical errors in Huang et al. [2021] by identifying the crucial role that bin width serves. In particular, we refine the configuration of the noisy binary search used for DP quantile estimation, obtain a corrected rank error bound, and derive a tighter bound for a fixed failure probability.

Near-optimal private mean estimation. We develop a private mean estimator whose population risk, accounting for both the sampling variability and privacy-induced randomness, matches the DP minimax rates up to log-factors. This estimator thus has the same asymptotic distribution as the sample mean, a key ingredient for our private testing procedure. This mechanism is also of independent interest, outperforming competing methods in our simulation studies.

Near-optimal private tests for simple and MLR hypotheses. Building on these components, we introduce a unified framework for private hypothesis testing under simple, one-sided MLR, and two-sided MLR hypotheses. The resulting tests achieve near-optimal power, attaining the same asymptotic efficiency as their non-private counterparts, and are supported by rigorous theoretical guarantees and practical guidance for implementation, including conservative type I error guarantees.

Organization: Section 2 reviews relevant background on hypothesis testing and Gaussian differential privacy. Section 3 introduces the two core algorithms, GDP-Quant and GDP-MeanEst, and establishes their theoretical properties. Section 4 presents our private testing procedures and establishes their asymptotic properties. Section 5 contains numerical experiments to evaluate the performance of our methods against competing approaches, first comparing GDP-MeanEst against other DP mean estimation algorithms and then comparing our DP testing procedure against alternatives. Section 6 discusses implications and possible directions for future work.

Related Work: This work most closely builds upon the contributions of Canonne et al. [2019] and Huang et al. [2021]. Canonne et al. [2019] analyze a randomized, clamped variant of the log-likelihood ratio test, which they showed has optimal sample complexity for simple hypotheses. Huang et al. [2021] developed an instance-optimal private mean estimation mechanism which first estimates the location of the data using a DP quantile mechanism, clamps the data to this estimated range, and then adds Gaussian noise to the clamped mean. While our data-dependent clamping procedure is most inspired by Huang et al. [2021], data-dependent clamping has appeared in several other works [Smith, 2011, Biswas et al., 2020, Covington et al., 2021], with varying details. While not explicitly designed for simple and MLR testing, goodness-of-fit tests such as the Kolmogorov-Smirnov and Cramer-von-Mises tests can be applied in these settings; Awan and Wang [2025] developed DP analogues of these tests, which we compare against.

The statistical literature on differentially private hypothesis testing traces back to work on private chi-squared test statistics for genomic and clinical trial data [Vu and Slavkovic, 2009, Uhler et al., 2013]. This line of research was later extended to differentially private versions of classical finite-sample tests for categorical data, including tests of independence, goodness-of-fit, and distributional closeness [Wang et al., 2015, Gaboardi et al., 2016, Kakizaki et al., 2017, Rogers and Kifer, 2017]. There are also several DP tests based on robust or distribution-free statistics, which yield powerful results in small samples [Couch et al., 2019, Awan and Wang, 2025]. Furthermore, following the universally optimal binomial test of [Awan and Slavković, 2018], a series of works has investigated optimal private tests under various settings [Awan and Slavkovic, 2020, Awan and Vadhan, 2023]. However, universally optimal pure-DP tests are known not to exist in larger domains or multi-dimensional settings [Brenner and Nissim, 2014, Awan and Vadhan, 2023, Awan and Dong, 2022]. While this paper focuses on the “central model” of differential privacy, where the data is held by a trusted curator, there is also a substantial line of research on hypothesis testing under local differential privacy as well [Sheffet, 2018, Gaboardi and Rogers, 2018, Acharya et al., 2019].

For hypothesis testing with generic distributions, several perspectives—including approximation, clamping, and empirical distributions—have been explored. Wang et al. [2018b] construct statistical approximating distributions for DP statistics and apply them to testing problems. Awan and Wang [2024] and Wang et al. [2025] use simulation-based inference strategies to produce hypothesis tests and confidence intervals from privatized test statistics. Kazan et al. [2023] and Peña and Barrientos [2025] developed a DP wrapper to combine multiple hypothesis tests each computed on subsets of the data, which have guarantees on the type I error, but limited power.

2 Background

We introduce the necessary background for hypothesis testing and Gaussian differential privacy.

2.1 Hypothesis Testing

Let Θ_0, Θ_1 be a partition of the parameter space Θ and $\underline{x} = (x_1, \dots, x_n) \in \mathcal{X}^n$ be distributed $x_i \stackrel{\text{i.i.d.}}{\sim} f_\theta$, where $\theta \in \Theta$. A (randomized) test of $H_0 : \theta \in \Theta_0$ versus $H_1 : \theta \in \Theta_1$ is a measurable function $\phi : \mathcal{X}^n \rightarrow [0, 1]$. A test ϕ is said to be level- α if $\sup_{\theta \in \Theta_0} \mathbb{E}_{f_\theta} \phi \leq \alpha$. The power of ϕ at θ is denoted $\beta_\phi(\theta) = \mathbb{E}_{f_\theta} \phi$.

We interpret $\phi(\underline{x})$ is the probability of rejecting the null hypothesis, given an observation $\underline{x} \in \mathcal{X}^n$. The outcome of a test is either “Reject” or “Fail to Reject” with respective probabilities $\phi(\underline{x})$, and $1 - \phi(\underline{x})$. The following are two useful concepts in hypothesis testing. Let $\{\phi_n\}$ be a sequence of test functions. If $\mathbb{E}_{f_{\theta_0}} \phi_n \rightarrow \alpha$ with $\theta_0 \in \Theta_0$, then ϕ_n is said to have asymptotic level α . If $\beta_{\phi_n}(\theta_1) \rightarrow 1$ with $\theta_1 \in \Theta_1$, then ϕ_n is said to be consistent.

Definition 2.1 (Relative efficiency, Van der Vaart, 2000). Let $\varphi_{\nu,n}$ be a test of $H_0 : \theta = \theta_0$ versus $H_1 : \theta = \theta_1$, based on n observations, where $\nu \rightarrow \infty$ indexes the asymptotics. For each ν , let n_ν denote the minimal sample size for which $\varphi_{\nu,n}$ satisfies the requirements as follows. **(i) Pitman setting.** Under local alternatives $\theta_\nu = \theta_0 + h\nu^{-1/2} \in \Theta_1$, n_ν is the smallest n for which $\varphi_{\nu,n}$ attains asymptotic level α and some power $\gamma \in (\alpha, 1)$. **(ii) Bahadur setting.** For a fixed alternative $\theta_1 \neq \theta_0$, n_ν is the smallest n such that $P_{\theta_1}(\varphi_{\nu,n} = 0) \leq a_\nu$ with $a_\nu \downarrow 0$. Then, in either setting, for two sequences of tests $\varphi_{\nu,n}^{(1)}$ and $\varphi_{\nu,n}^{(2)}$, the (asymptotic) relative efficiency is $\text{ARE}(\varphi^{(1)}, \varphi^{(2)}) = \lim_{\nu \rightarrow \infty} \frac{n_\nu^{(2)}}{n_\nu^{(1)}}$.

Proposition 2.2 (Bahadur slope, Bahadur, 1967). *If the type II error $-\frac{1}{n} \log P_{\theta_1}(\varphi_{\nu,n}^{(i)} = 0) \rightarrow c^{(i)}(\theta_1)$, then $c^{(i)}(\theta_1)$ is the Bahadur slope, and $\text{ARE} = \frac{c^{(1)}(\theta_1)}{c^{(2)}(\theta_1)}$.*

While consistency is a minimal requirement, ensuring that a test can distinguish the null from the alternative, relative efficiency more directly captures asymptotic power. Given a most powerful test, another test is asymptotically equivalent if its ARE equals one, whereas lesser values indicate a lower effective sample size compared to the optimal test.

Definition 2.3 (Monotone Likelihood Ratio). A family of densities $\{f(x; \theta) : \theta \in \Theta\}$ has a *monotone likelihood ratio* (MLR) in a statistic $t(x)$ if, for any $\theta_2 > \theta_1$, $\frac{f(x; \theta_2)}{f(x; \theta_1)} = g(t(x))$ for some nondecreasing function g of $t(x)$.

The MLR property is central in classical hypothesis testing, as it allows for the existence of a uniformly most powerful (UMP) test. A classical example is the exponential family, with density $f(x | \theta) = h(x) \exp(\omega(\theta)^\top t(x) - A(\theta))$, where $t(x)$ is a sufficient statistic, $\omega(\theta)$ the natural parameter, and $A(\theta)$ the log-partition function. In a one-parameter exponential family with monotone $\omega(\theta)$, the following is increasing in $t(x)$ and thus satisfies the MLR property:

$$\frac{f(x; \theta_2)}{f(x; \theta_1)} = \exp((\omega(\theta_2) - \omega(\theta_1))t(x) - (A(\theta_2) - A(\theta_1))).$$

2.2 Differential Privacy

Differential Privacy (DP) [Dwork et al., 2006] provides a probabilistic framework for quantifying privacy risks in data analysis. It ensures that the output distribution of a privacy mechanism changes only marginally when the data of an individual is altered, thereby limiting the information an adversary can infer about that individual.

Given a set \mathcal{X}^n , which is the collection of all possible databases, a *privacy mechanism* \mathcal{M} is defined as a set of probability measures $\{\mathcal{M}(\underline{x}) \mid \underline{x} \in \mathcal{X}^n\}$ which take values on a common measurable space \mathcal{Y} .

DP is formalized in terms of the similarity between two distributions from the privacy mechanism, when one data point is changed. Different DP frameworks use alternative ways to quantify this “similarity.” Dong et al. [2022] uses a hypothesis testing formulation to define Gaussian differential privacy (GDP), which is becoming accepted as the state-of-the-art DP framework [Gomez et al., 2025]:

Definition 2.4 (Gaussian Differential Privacy, Dong et al., 2022). A mechanism \mathcal{M} satisfies ϵ -GDP, if for any two neighboring datasets $\underline{x}, \underline{x}' \in \mathcal{X}^n$ differing in one record, any hypothesis test that tries to distinguish whether \underline{x} or \underline{x}' was used by \mathcal{M} has type I error and power (α, β) satisfying

$$\Phi(\Phi^{-1}(1 - \alpha) - \epsilon) \leq 1 - \beta,$$

where Φ is the cumulative distribution function of the standard normal distribution.

The parameter ϵ quantifies that discerning the values for one individual is at least as hard as testing $H_0 : N(0, 1)$ versus $H_1 : N(\epsilon, 1)$. Thus, smaller ϵ means outputs are harder to tell apart, thereby yielding stronger protection but typically at the cost of lower utility.

A common technique to satisfy differential privacy is by an additive noise mechanism. To satisfy GDP, Gaussian noise can be added with scale proportional to the sensitivity of the statistic and inversely proportional to ϵ :

Proposition 2.5 (Gaussian Mechanism, Dong et al., 2022). *Let $f : \mathcal{X}^n \rightarrow \mathbb{R}^d$. The Gaussian mechanism $\mathcal{M}(D) = f(D) + \mathcal{N}\left(0, \frac{(\Delta_2 f)^2}{\epsilon^2} \mathbf{I}_d\right)$ satisfies ϵ -GDP, where $\Delta_2 f = \max_{D, D'} \|f(D) - f(D')\|_2$, is the ℓ_2 -sensitivity of f .*

Differential privacy has a few key properties, including composition and invariance to post-processing. Composition concerns itself with the cumulative privacy cost after multiple sequential releases: If \mathcal{M}_1 and \mathcal{M}_2 satisfy ϵ_1 -GDP and ϵ_2 -GDP respectively, then the sequential release $(\mathcal{M}_1(\underline{x}), \mathcal{M}_2(\underline{x}, \mathcal{M}_1(\underline{x})))$ satisfies $\sqrt{\epsilon_1^2 + \epsilon_2^2}$ -GDP. Invariance to post-processing says that the output of a DP mechanism cannot be made less private by any data-independent procedure: Let $\mathcal{M} : \mathcal{X}^n \rightarrow \mathcal{R}$ be a randomized mechanism that satisfies ϵ -GDP. Then for any (possibly randomized) measurable function $g : \mathcal{R} \rightarrow \mathcal{R}'$, the post-processed mechanism $g \circ \mathcal{M} : \mathcal{X}^n \rightarrow \mathcal{R}'$ also satisfies ϵ -GDP.

3 Problem Formulation and Basic Algorithms

In this section, we first formulate our problem and set up necessary notation. Then, we refine the quantile estimation algorithm of Huang et al. [2021] and propose our private mean estimation method, which will be applied to obtain near-optimal DP tests in Section 4.

3.1 Problem Formulation

Consider a sensitive i.i.d. dataset $\underline{X} = (X_1, \dots, X_n)$ with $\mathbb{E}X_i = \mu$ as our parameter of interest. We impose two mild assumptions on the sample distribution: for $i \in [n]$,

(A.1) X_i has a continuous distribution with a bounded density, f . That is, $f(x) \leq M < \infty$ for all $x \in \mathbb{R}$.

(A.2) $X_i - \mu$ are subexponential. Namely, there exists scale parameter $s > 0$ such that $P(|X_i - \mu| \geq c) \leq 2 \exp(-c/s)$ for all $c > 0$.

Our intermediate goal is to develop a private mean estimator μ_{DP} , satisfying ϵ -GDP, such that

$$|\mu_{DP}(\underline{X}; \epsilon) - \bar{X}| = \tilde{O}_p\left(\frac{s}{\epsilon n}\right), \quad (1)$$

which matches the DP term of the minimax lower bound [Barber and Duchi, 2014]. Then, we apply the private estimator on the data, where X_i 's play the role of log likelihood ratio and MLR statistic in Section 4.

3.2 Private Quantile Estimation

Our private quantile estimation algorithm is inspired by Huang et al. [2021] and a similar algorithm was independently proposed in Drechsler et al. [2022]. The algorithms work by a series of binary DP tests, which iteratively narrow down a region likely to contain the target sample quantile.

To achieve our intermediate goal (1), we first identify a key aspect overlooked by Huang et al. [2021], which is the bin width. Their search is conducted over integers via the floor function, which fixes the bin width at 1. When multiple points fall within the same bin, their algorithm can no longer distinguish among them, leading to increased rank errors. This loss of resolution is the main reason the rank-error guarantee claimed in Huang et al. [2021] is incorrect.

Algorithm 1 serves as a key building block for our subsequent approach. Compared to Huang et al. [2021], it allows for non-integer search points, with more significant differences lying in our analysis and parameter selection. For instance, the number of iterations T is treated as a free parameter. This flexibility in the choice of T directly determines the discretization induced by our algorithm. After T iterations, the search range $[a, b]$ is partitioned into subintervals $B_k = [a + (k-1)w, a + kw]$ for $k \in [2^T]$, where $w = (b-a)/2^T$ is the bin width (discretization error). This makes the choice of T critical to the error trade-off: increasing T reduces discretization error but increases rank error due to smaller per-iteration privacy budgets.

Now, we analyze the accuracy of Algorithm 1 over the DP randomness, holding the data fixed:

Lemma 3.1 (GDP-Quant). *Let $N_k = \sum_{i=1}^n \mathbf{1}\{x_i \in B_k\}$. Assume (B): $N_k \leq 1$ for all $k \in [2^T]$, then Algorithm GDP-Quant satisfies ϵ -GDP and returns a private quantile with rank error less than $\tau + 1$ with probability at least $1 - \beta$, if $\tau = \frac{1}{\epsilon} \sqrt{2T \log \frac{T}{\beta}}$.*

Algorithm 1 Differentially Private Quantile Selection; GDP-Quant($\mathcal{D}, a, b, T, q, \epsilon$)

Input: data set $\mathcal{D} : x_{(1)} \leq \dots \leq x_{(n)}$, search range $[a, b]$, number of steps T , targeted quantile level $q \in (0, 1)$ and privacy budget $\epsilon > 0$

```

1:  $x_i \leftarrow \max\{\min\{x_i, b\}, a\}$ 
2:  $\text{left} \leftarrow a, \text{right} \leftarrow b$ 
3:  $Z_1, \dots, Z_T \stackrel{iid}{\sim} N(0, \frac{T}{\epsilon^2})$ 
4:  $\text{mid} \leftarrow (\text{left} + \text{right})/2$ 
5: for  $t = 1, \dots, T$  do
6:    $\text{noisyCount} \leftarrow \#\{j : a \leq x_j \leq \text{mid}, \forall x_j \in \mathcal{D}\} + Z_t$ 
7:   if  $\text{noisyCount} < nq$  then
8:      $\text{left} \leftarrow \text{mid}$ 
9:   else
10:     $\text{right} \leftarrow \text{mid}$ 
11:   end if
12:    $\text{mid} \leftarrow (\text{left} + \text{right})/2$ 
13: end for
Output:  $\text{mid}$ 

```

Proof Sketch. Lemma B.2, establishes a deterministic rank error bound of $\tau + 1$ under conditions (B) and (C), where (C) requires errors introduced by the Gaussian noise to remain below τ . Our analysis shows that, at termination, our algorithm may be “off by one bin” from the target rank error τ , which translates into a rank error of at most $\tau + 1$ because each bin contains at most one data point. Finally, condition (C) holds with high probability. \square

The proof of Lemma 3.1 highlights the central role played by the bin width. Although implicit, Assumption (B)—that each bin B_k contains at most one data point—effectively requires the number of steps T to be sufficiently large. Increasing T refines the binning but also enlarges the rank-error bound τ , thereby revealing a trade-off between discretization error and rank error.

While Huang et al. [2021] claimed that their DP quantile selection algorithm attains rank error τ with probability $\sqrt{\log(b-a) \log(\log(b-a)/\beta)/(2\rho)}$, where ρ is the privacy parameter under concentrated differential privacy, we show in Example B.1 that this is incorrect. Intuitively, the issue arises because their algorithm can be “off by one bin” and has no control over the number of data points falling within each bin. Lemma 3.1 provides a corrected analysis.

3.3 Private Mean Estimation

This section moves from high-level intuition to our main theoretical result. We explain, at a conceptual level, why our private mean estimation approach can attain minimax-rate optimality up to log factors and perform well with relatively small sample sizes (on the scale of hundreds to thousands). We then contrast our design principles with those of Huang et al. [2021], which is based on a Shifted-Clipped-Mean estimator (denoted as Shifted-CM), and Biswas et al. [2020] (Coinpress), and show how these differences lead to suboptimality in their methods.

A heuristic approach to private mean estimation is to first identify a data “center” and then clamp observations to a symmetric ball. Both competing methods follow this strategy: Shifted-CM privately estimates the median, and then estimates a tail quantile of the radius of the centered data, while Coinpress iteratively constructs a confidence ball based on a privatized mean and variance. Although intuitive, symmetric projection can be suboptimal, particularly under skewed or heavy-tailed distributions.

In contrast, GDP-MeanEst estimates a clamping range by applying GDP-Quant to each tail of the data, using only a small fraction of the total privacy budget. This allows our clamping region to adapt to the data distribution, while minimizing the additive noise needed to protect privacy. Our empirical results in Section 5.1 show that GDP-MeanEst significantly outperforms competing methods.

Proposition 3.2 (GDP Guarantee). *Algorithm GDP-MeanEst($\mathcal{D}, a, b, \epsilon_q, \epsilon_m, \eta$) satisfies ϵ -GDP, where $\epsilon^2 = 2\epsilon_q^2 + \epsilon_m^2$.*

More precisely, GDP-MeanEst, described in Algorithm 2 applies GDP-Quant as follows: It specifies the number of search steps as $T = \lceil \log_2[(b-a)n^\eta] \rceil$ and targets the quantile levels $q_l = (\tau + 2)/n$ and $q_u = 1 - (\tau + 1)/n$. These choices ensure that, with high probability, most observations remain unclamped while the sensitivity for the additive Gaussian noise is kept small.

Algorithm 2 treats the initial search range $[a, b]$ and the privacy budget allocation as free parameters; specific choices are imposed in Definition 3.3 to achieve optimality matching the private minimax lower bound up to logarithmic factors.

Algorithm 2 Differentially Private Instance Mean Estimation; GDP-MeanEst($\mathcal{D}, a, b, \epsilon_q, \epsilon_m, \eta$)**Input:** data set $\mathcal{D} : x_{(1)} \leq \dots \leq x_{(n)}$, search range $[a, b]$, privacy budgets $\epsilon_q, \epsilon_m > 0$ and $\eta > 2$ 1: $x_i \leftarrow \max\{\min\{x_i, b\}, a\}$ 2: $T \leftarrow \lceil \log_2[(b-a)n^\eta] \rceil$ 3: $q_l = (\tau + 2)/n$ and $q_u = 1 - (\tau + 1)/n$, where $\tau = \sqrt{2T \log \frac{T}{n^{2-\eta}} / \epsilon_q}$ 4: $x_{(n_{q_l})}^{DP} \leftarrow \text{GDP-Quant}(\mathcal{D}, a, b, T, q_l, \epsilon_q)$ 5: $x_{(n_{q_u})}^{DP} \leftarrow \max\{\text{GDP-Quant}(\mathcal{D}, a, b, T, q_u, \epsilon_q), x_{(n_{q_l})}^{DP}\}$ 6: $\tilde{x}_i = \max\left\{\min\{x_i, x_{(n_{q_l})}^{DP}\}, x_{(n_{q_u})}^{DP}\right\}$ 7: $z_m \sim N\left(0, (x_{(n_{q_u})}^{DP} - x_{(n_{q_l})}^{DP})^2 / (n^2 \epsilon_m^2)\right)$ **Output:** $\frac{1}{n} \sum_{i=1}^n \tilde{x}_i + z_m$ **Definition 3.3.** Let \underline{X} be a n -dimensional data vector drawn from a distribution, and ϵ as the GDP parameter. Define

$$\mu_{DP}(\underline{X}; \epsilon) = \text{GDP-MeanEst}(\underline{X}, a, b, \epsilon_q, \epsilon_m, \eta)$$

as our private mean estimator, where a, b, ϵ_q , and ϵ_m are specified as follows: $[a, b] = [-v(\log n)^p, v(\log n)^p]$ is the initial search range and $T = \lceil \log_2[(b-a)n^\eta] \rceil$ is the number of iterations, with $p > 1$ and $\eta, v > 0$, $\epsilon_q = \epsilon / (\log n)^k$ and $\epsilon_m = \epsilon \sqrt{1 - \frac{2}{(\log n)^{2k}}}$ with constant $k \in (0, 1]$ such that $\epsilon^2 = 2\epsilon_q^2 + \epsilon_m^2$.

Using Lemma 3.1, the next theorem quantifies the gap between our private mean estimator and its non-private counterpart. The bound accounts for both the privacy-induced randomness and the variability due to sampling.

Theorem 3.4 (GDP-MeanEst Utility). *Assume \underline{X} satisfies (A.1) and (A.2). Given by Definition (3.3), the private mean estimate $\mu_{DP}(\underline{X}, \epsilon)$ has absolute error*

$$\begin{aligned} |\mu_{DP}(\underline{X}; \epsilon) - \bar{X}| &= O_p\left(\frac{s(\log n)^{1+k} \sqrt{T \log T}}{\epsilon n}\right) \\ &= \tilde{O}_p\left(\frac{s}{\epsilon n}\right), \end{aligned}$$

where $T(n, v, p, \eta) = \Theta(\log v + p \log_2(\log n) + \eta \log_2 n)$. Marginally, $\mu_{DP}(\underline{X})$ and \bar{X} share the same asymptotic distribution under the central limit theorem.

Proof Sketch. Lemma B.6 shows that Assumptions (A.1)–(A.2) imply condition (B) with high probability. Combined with Lemma 3.1, this yields a high-probability bound for GDP-Quant under subexponential data. The O_p result then follows by decomposing the error into Gaussian noise and rank error terms as n increases. \square

Remark 3.5. If an initial range for μ is available, say $l_\mu \leq \mu \leq u_\mu$, the search range can be set as $[a, b] = [l_\mu - v(\log n)^p, u_\mu + v(\log n)^p]$. This improves finite-sample performance, while Theorem 3.4 still holds.

Theorem 3.4 is the main technical result of the paper. It characterizes the role of each parameter and matches the GDP minimax lower bound up to logarithmic factors (see Proposition B.8). By contrast, the approach of Huang et al. [2021] does not attain this rate even in the Gaussian mean estimation setting, as it fixes the bin width at $O(1/\sqrt{n})$.

The absolute error bound in Theorem 3.4 is stated at the population level, accounting for both privacy-induced randomness and sampling variability. Under subexponential distributions, the trimmed sensitivity grows only logarithmically with the initial search range, a consequence of our design that allows the range to adapt to the underlying distribution, while clamping only a small fraction of observations (with v a user-chosen constant). Finally, our privacy budget allocation emphasizes accurate mean estimation while ensuring that the private quantile steps contribute only a logarithmic dependence on the sample size.

4 Near-Optimal Private Tests

In this section, we present our results on private hypothesis testing, which apply GDP-MeanEst developed in Section 3. Our goal is to show that the resulting DP tests achieve the same *asymptotic relative efficiency* as their non-private, most powerful counterparts, and therefore have asymptotically optimal power. This contrasts with existing approaches: the private likelihood-ratio-based tests of Canonne et al. [2019] do not attain ARE = 1 due to fixed clamping, while

applying the normal mean estimation method of Huang et al. [2021] to log-likelihood statistics leads to additional inefficiency arising from discretization.

The log-likelihood ratio statistic is central to hypothesis testing. Let P and Q be distinct probability measures on $(\mathcal{X}, \mathcal{A})$, mutually absolutely continuous. Let x_i be i.i.d. samples from a distribution and $\ell(x_i; P, Q) = \log \frac{P(x_i)}{Q(x_i)}$ be the log likelihood ratio. For convenience, we denote $\underline{\ell}(\underline{x}; P, Q) = (\ell(x_1; P, Q), \dots, \ell(x_n; P, Q))$ as the n -dimensional log-likelihood ratio vector.

To derive the non-private optimal test for distinguishing distribution P and Q , the *Neyman–Pearson Lemma* considers the *log-likelihood ratio* statistic $\text{LLR}(\underline{x}; P, Q) = \sum_{i=1}^n \ell(x_i; P, Q)$.

4.1 Simple Hypothesis

For simple hypotheses, likelihood-based tests provide exact control of error rates and large-deviation behavior, forming the basis of asymptotic efficiency theory. In this section, we first show that any non-trivial fixed clamping of LLR tests such as ncLLR in Canonne et al. [2019], necessarily incurs a strict loss in asymptotic relative efficiency. We then prove that $\mu_{DP}(\underline{\ell}; \epsilon)$ attains the same asymptotic efficiency as the non-private *Neyman–Pearson test*.

Proposition 4.1. *For $H_0 : P$ versus $H_1 : Q$, let $Y = g(X) := [\ell(X)]_a^b$ be the clamped log-likelihood ratio for some $a < 0 < b$, and let P_Y and Q_Y denote its laws under P and Q . Assume clamping is nontrivial: $P(\ell(X) \notin [a, b]) > 0$ and $Q(\ell(X) \notin [a, b]) > 0$, and that ℓ is non-constant on each of the sets $\{x : \ell(x) \leq a\}$ and $\{x : \ell(x) \geq b\}$. Then any test based on (Y_1, \dots, Y_n) , with additive noise independent of n , has Bahadur slope at most $2\text{KL}(Q_Y \| P_Y)$, where $\text{KL}(Q \| P) = \int \log \left(\frac{dQ}{dP} \right) dQ$ is the Kullback–Leibler divergence. Moreover,*

$$\text{KL}(Q_Y \| P_Y) < \text{KL}(Q \| P),$$

so every Y -based test has Bahadur ARE < 1 relative to the classical LLR test.

Remark 4.2. The non-constant assumption on the likelihood rules out the extreme cases in which P and Q are proportional on the clamp region and clamping would cause no information loss.

Proposition 4.1 shows that, while ncLLR achieves optimal sample complexity up to constant factors, it incurs a loss in effective sample size.

The *Neyman–Pearson Lemma* states that, for testing $H_0 : \theta = \theta_0$ versus $H_1 : \theta = \theta_1$, the (possibly randomized) likelihood ratio test ψ calibrated to satisfy $\mathbb{E}_{f_{\theta_0}} \psi = \alpha$ is the most powerful (MP) level- α test. With the utility result in Theorem 3.4, we can establish the following theorem.

Theorem 4.3 (GDP Simple Hypothesis Test). *For testing $H_0 : \theta = \theta_0$ against $H_1 : \theta = \theta_1$ ($\theta_0 < \theta_1$), if the data likelihood under H_0 and H_1 is $f(\underline{x}; \theta_0)$ and $f(\underline{x}; \theta_1)$ respectively and assume (A.1) and (A.2) for $\ell(x_i; f_{\theta_0}, f_{\theta_1}) = \log(f_{\theta_0}(x_i)/f_{\theta_1}(x_i))$, for all $i \in [n]$. Consider $\mu_{DP}(\underline{\ell}, \epsilon) = \text{GDP-MeanEst}(\underline{\ell}, a, b, \epsilon_q, \epsilon_m, \eta)$ as defined in Definition 3.3, where $\underline{\ell}$ is the vector of $\ell(x_i; f_{\theta_0}, f_{\theta_1})$. Then,*

$$\phi(\underline{x}) := \begin{cases} 1, & \mu_{DP}(\underline{\ell}, \epsilon) > k(n, \epsilon) \\ \gamma, & \mu_{DP}(\underline{\ell}, \epsilon) = k(n, \epsilon) \\ 0, & \mu_{DP}(\underline{\ell}, \epsilon) < k(n, \epsilon) \end{cases},$$

is a level- α test that satisfies ϵ -GDP and has Bahadur ARE(ϕ, ψ) = 1 when $k(n, \epsilon)$ is chosen such that $\mathbb{E}_{\theta_0} \phi = \alpha$.

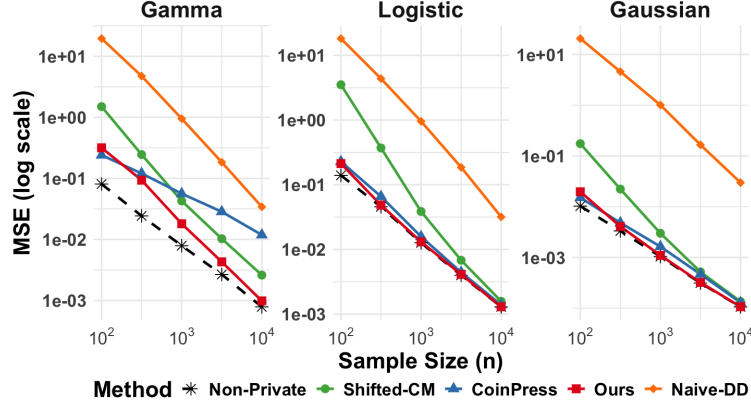
Theorem 4.3 serves as a GDP analogue of the *Neyman–Pearson Lemma*, achieving the same asymptotic efficiency.

4.2 One-sided Hypothesis with MLR

One-sided hypotheses are also of particular interest, as many applications—such as clinical trials and design of experiments—aim to detect a strictly positive or negative effect. Moreover, many common statistical models, including one-parameter exponential families, satisfy MLR, under which the likelihood ratio test yields a UMP test for one-sided hypotheses.

Let Φ be a set of tests. Then, $\psi \in \Phi$ is the UMP level α test among Φ for $H_0 : \theta \in \Theta_0$ versus $H_1 : \theta \in \Theta_1$ if (i) $\sup_{\theta \in \Theta_0} \beta_\psi(\theta) \leq \alpha$ and (ii) for any $\phi \in \Phi$ such that $\sup_{\theta \in \Theta_0} \beta_\phi(\theta) \leq \alpha$ we have $\beta_\psi(\theta) \geq \beta_\phi(\theta)$ for all $\theta \in \Theta_1$.

For testing $H_0 : \theta \leq \theta_0$ against $H_1 : \theta > \theta_0$, if $\{f(x; \theta)\}$ has a monotone likelihood ratio in $t(x)$, then the test ϕ that rejects for large values of t —with a possibly randomized cutoff—and satisfies $\mathbb{E}_{f_{\theta_0}} \phi = \alpha$ is the UMP level- α test. This is the *Karlin–Rubin Theorem*. With the utility result in Theorem 3.4, we have the following analogous result.

Figure 1: GDP mean estimation comparison ($\epsilon = 1$)

Theorem 4.4 (GDP One-Sided Hypothesis Test with MLR). *For testing $H_0 : \theta \leq \theta_0$ against $H_1 : \theta > \theta_0$, if $\{f(x; \theta)\}$ has a monotone likelihood ratio in $t(x)$ and assume (A.1) and (A.2) for $t(x)$. Consider $\mu_{DP}(\underline{t}, \epsilon) = \text{GDP-MeanEst}(\underline{t}, a, b, \epsilon_q, \epsilon_m, \eta)$ as defined in Definition 3.3, where $\underline{t} = (t(x_1), \dots, t(x_n))$ is the n -dimensional MLR statistic vector. Then,*

$$\phi(\underline{x}) = \begin{cases} 1, & \mu_{DP}(\underline{t}, \epsilon) > k(n, \epsilon) \\ r, & \mu_{DP}(\underline{t}, \epsilon) = k(n, \epsilon) \\ 0, & \mu_{DP}(\underline{t}, \epsilon) < k(n, \epsilon), \end{cases}$$

is a level- α that satisfies ϵ -GDP and has Pitman $\text{ARE}(\phi, \psi) = 1$ when $k(n, \epsilon)$ is chosen such that $\mathbb{E}_{\theta_0} \phi = \alpha$.

4.3 Two-sided Hypothesis with Exponential Family

Although there is no UMP test for a two-sided hypothesis, we can derive optimality under a smaller class of tests; classically, tests are restricted to be unbiased: A test ϕ is *unbiased* if $\beta_\phi(\theta) \leq \alpha$ under H_0 and $\beta_\phi(\theta) \geq \alpha$ under H_1 .

For testing $H_0 : \theta = \theta_0$ against $H_1 : \theta \neq \theta_0$, if $\{f(x; \theta)\}$ is a one-parameter exponential family, then the test ϕ that rejects for extreme values of the sufficient statistic $t(x)$ —with possibly randomized cutoffs—and satisfies the level- α condition $\mathbb{E}_{f_{\theta_0}} \phi = \alpha$ together with the unbiased condition $\mathbb{E}_{f_{\theta_0}} [\phi(x) t(x)] = \alpha \mathbb{E}_{f_{\theta_0}} [t(x)]$ is the UMP unbiased level- α test. Combined with the utility result in Theorem 3.4, we obtain the following analogous result.

Theorem 4.5 (GDP Two-Sided Hypothesis Test with Exponential Family). *For testing $H_0 : \theta = \theta_0$ against $H_1 : \theta \neq \theta_0$, if $\{f(x; \theta)\}$ belongs to a one-parameter exponential family distribution and assume (A.1) and (A.2) for $t(x)$. Consider $\mu_{DP}(\underline{t}, \epsilon) = \text{GDP-MeanEst}(\underline{t}, a, b, \epsilon_q, \epsilon_m, \eta)$ as defined in Definition 3.3, where $\underline{t} = (t(x_1), \dots, t(x_n))$ is the n -dimensional MLR statistic vector. Then,*

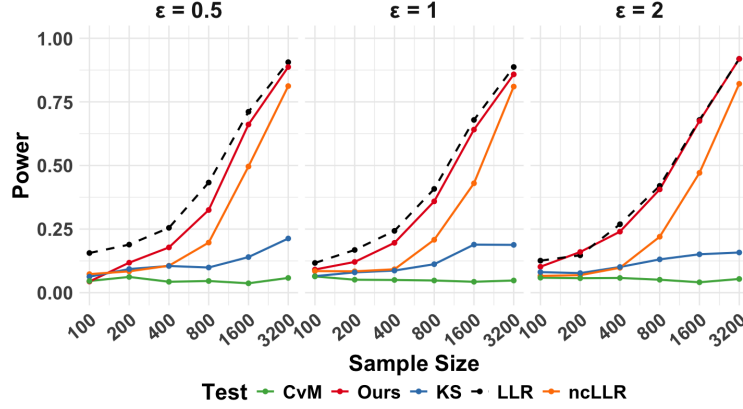
$$\phi(\underline{x}) = \begin{cases} 1, & \mu_{DP}(\underline{t}, \epsilon) < k_l(n, \epsilon) \\ 1, & \mu_{DP}(\underline{t}, \epsilon) > k_u(n, \epsilon) \\ r_a, & \mu_{DP}(\underline{t}, \epsilon) = k_l(n, \epsilon) \\ r_b, & \mu_{DP}(\underline{t}, \epsilon) = k_u(n, \epsilon) \\ 0, & k_l(n, \epsilon) \leq \mu_{DP}(\underline{t}, \epsilon) \leq k_u(n, \epsilon) \end{cases} \quad (2)$$

is an asymptotically unbiased level- α test that satisfies ϵ -GDP and has Pitman $\text{ARE}(\phi, \psi) = 1$ when $k_l(n, \epsilon)$ and $k_u(n, \epsilon)$ are chosen such that $\mathbb{E}_{\theta_0} [1\{\mu_{DP}(\underline{t}, \epsilon) < k_l(n, \epsilon)\}] = \mathbb{E}_{\theta_0} [1\{\mu_{DP}(\underline{t}, \epsilon) > k_u(n, \epsilon)\}] = \frac{\alpha}{2} + o(1)$.

In Theorem 4.5, (2) is only asymptotically level- α because ϕ is asymptotically unbiased. However, any bias in its local power expansion—equivalently, any deviation from the derivative-zero condition at θ_0 —is of smaller order and therefore does not affect the Pitman efficiency. In practice, a conservative type I error guarantee can be achieved by Monte Carlo calibration, detailed in the next section.

5 Simulation

In this section, we first demonstrate the strength of GDP-MeanEst against other private mean estimators. Then, we apply GDP-MeanEst to simple and MLR hypothesis testing problems and compares their performance with

Figure 2: Simple hypothesis under t data

other private testing methods. Throughout the simulation section, we fix type I error to be 0.05, privacy budgets $\epsilon \in \{0.5, 1, 2\}$ and vary sample sizes. Each configuration is replicated 1,000 times. The source codes are available at https://github.com/garyUAachen/GDP_NearOptimTest.

For conservative p-value calculation, we adopt the Monte Carlo procedure from Barber and Janson [2022]: if the test statistic such as the log likelihood ratio test is determined such that smaller values are seen as evidence against the null. Let $\mathbb{I}_m := \mathbf{1}\{t(\underline{x}^{(m)}) \geq t(\underline{x})\}$. Given M i.i.d. draws from the null distribution, $\underline{x}^{(1)}, \dots, \underline{x}^{(M)}$, a p-value is,

$$\text{p-val}_t(\underline{x}, \underline{x}^{(1)}, \dots, \underline{x}^{(M)}) := \frac{1}{M+1} \left(1 + \sum_{m=1}^M \mathbb{I}_m \right). \quad (3)$$

For methods that were not designed for Gaussian DP, we replaced their noise adding distribution (Laplace or Tulap) with Gaussian noise so that all methods satisfy the same level of Gaussian DP guarantee. Additional simulation results can be found in Appendix A.

5.1 Private Mean Estimation

In this section, we compare four private mean estimation methods: (1) GDP-MeanEst, (2) CoinPress [Biswas et al., 2020], (3) Shifted-CM [Huang et al., 2021], and (4) mean estimation with data-dependent clamps that grow with the sample size, Naive-DD. The non-private sample mean is used as a benchmark.

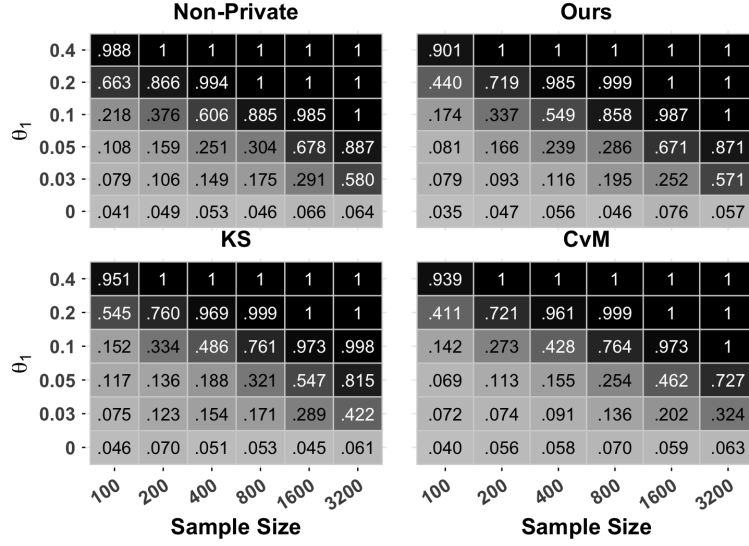
We consider three data-generating distributions: a Gamma distribution with shape parameter 2 and rate 0.5, a Logistic distribution with location 5 and scale 2, and a Gaussian distribution with mean 3 and variance 1. The sample size ranges from 100 to 100,000. The Gamma and Logistic distributions are chosen to represent, respectively, skewed and heavy-tailed settings.

Figure 1 shows that our private mean estimator outperforms competing methods across all three data distributions for sample sizes $n \geq 10^{2.5}$. Moreover, our method exhibits a slope comparable to that of Coinpress, indicating the same convergence rate, while achieving smaller error levels, corresponding to a smaller leading constant. This behavior is consistent with the \tilde{O}_p bound established in Theorem 3.4.

5.2 Simple Hypothesis

We study a simple hypothesis testing problem with $H_0 : t$ distribution with d.f. = 1 and H_1 : equally weighted mixture of two t distributions, one with d.f. = 1 and the other with d.f. = 1.1 and noncentrality parameter 0.1. We compare four methods: $\mu_{DP}(\ell; \epsilon)$, ncLLR [Canonne et al., 2019], the private Kolmogorov–Smirnov (KS) test, and the private Cramér–von Mises (CvM) test [Awan and Wang, 2025]. Note that, in this and the following simulations, the sample size ranges from 100 to 3,200, and the p -values for $\mu_{DP}(\ell; \epsilon)$ and ncLLR are computed using (3), whereas LLR, KS and CvM have exact type I error, up to Monto Carlo errors (following the implementations in Awan and Wang [2025]).

Figure 2 shows that our testing method achieves substantially higher power than the competing methods, while the KS and CvM tests struggle to distinguish the mixture t alternatives.

Figure 3: One-sided hypothesis under Gaussian data ($\epsilon = 1$)

5.3 One-Sided Hypothesis with MLR

Consider a one-sided hypothesis testing problem with $H_0 : N(0, 1)$ versus $H_1 : N(\theta_1, 1)$, where $\theta_1 > 0$. We compare three methods: $\mu_{DP}(\underline{t}; \epsilon)$, the private Kolmogorov–Smirnov (KS) test, and the private Cramér–von Mises (CvM) test. Note that ncLLR is not applicable to one-sided testing, as its test statistic requires specification of both the null and alternative distributions.

Figure 3 shows that for sample sizes $n \geq 200$, $\mu_{DP}(\underline{t}; \epsilon)$ attains the highest power among the DP methods. At a sample size of 100, $\mu_{DP}(\underline{t}; \epsilon)$ is comparable to CvM, while KS achieves slightly higher power.

5.4 Two-Sided Hypothesis with Exponential Family

In this section, we consider a two-sided hypothesis testing problem with H_0 given by a Logistic distribution with location 0 and scale 1 and H_1 given by a Logistic distribution with location θ_1 and scale 1, where $\theta_1 \in \{\pm 0.05, \pm 0.1, \pm 0.2\}$. We compare three methods: $\mu_{DP}(\underline{t}; \epsilon)$, the private Kolmogorov–Smirnov (KS) test, and the private Cramér–von Mises (CvM) test.

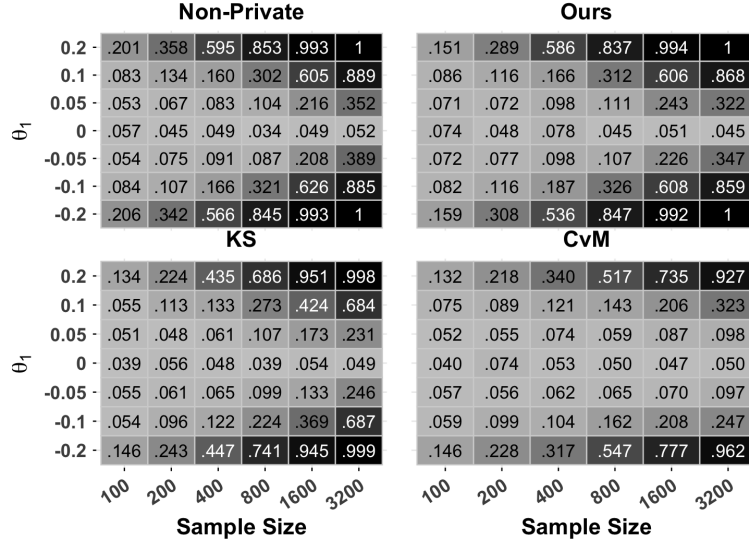
Figure 4 shows that, among the DP tests, $\mu_{DP}(\underline{t}; \epsilon)$ attains the highest power across the majority of alternatives and sample sizes, and closely approaches the performance of the non-private LLR test, especially for $n \geq 800$.

6 Discussion

We propose an adaptive clamping rule based on private quantiles for private mean estimation, optimally balancing DP noise and clamping bias by expanding and trimming the range to adapt to the data distribution. This design establishes population-level optimality—absent from prior private quantile-based approaches—recovers the correct constants, and yields near-optimal performance compared to non-private estimators. Applied to private hypothesis testing, our approach gives tests for simple, and certain one- and two-sided hypotheses that achieve optimal asymptotic relative efficiency compared to the most powerful non-private tests.

Despite these strengths, the framework has some notable limitations. The adaptive clamping rule is currently restricted to one-dimension. Extending it to higher dimensions would require identifying suitable projection strategies or norms that preserve efficiency under privacy constraints [Huang et al., 2021].

While many applications focus on a single parameter of interest, nuisance parameters frequently arise in practice. Incorporating them in a principled manner under privacy constraints, for example via profile likelihood, conditional testing, or simulation-based calibration methods [Reid and Fraser, 2003, Andrews and Mikusheva, 2016, Talts et al., 2018], remains an important direction for future research.

Figure 4: Two-sided hypothesis under Logistic data ($\epsilon = 1$)

Our approach relies on GDP-Quant as a preliminary step and therefore requires splitting the privacy budget, which can be less effective under very small privacy budgets or limited sample sizes (see Appendix A for empirical studies). Thus, identifying methods to optimize performance in these settings is a direction for future research.

For private tests, asymptotic relative efficiency is established, but we were unable to establish whether our method is rate-optimal compared to other DP methods, due to limitations of existing tools. Nevertheless, given the near-optimality proved for private mean estimation, we expect analogous results to hold, though a rigorous proof remains open.

References

- John M Abowd, Robert Ashmead, Ryan Cumings-Menon, Simson Garfinkel, Micah Heineck, Christine Heiss, Robert Johns, Daniel Kifer, Philip Leclerc, Ashwin Machanavajjhala, et al. The 2020 census disclosure avoidance system topdown algorithm. *Harvard Data Science Review*, 2, 2022.
- Jayadev Acharya, Clement Canonne, Cody Freitag, and Himanshu Tyagi. Test without trust: Optimal locally private distribution testing. In Kamalika Chaudhuri and Masashi Sugiyama, editors, *Proceedings of the Twenty-Second International Conference on Artificial Intelligence and Statistics*, volume 89 of *Proceedings of Machine Learning Research*, pages 2067–2076. PMLR, 16–18 Apr 2019.
- Isaiah Andrews and Anna Mikusheva. Conditional inference with a functional nuisance parameter. *Econometrica*, 84(4):1571–1612, 2016.
- Jordan Awan and Jinshuo Dong. Log-concave and multivariate canonical noise distributions for differential privacy. *Advances in Neural Information Processing Systems*, 35:34229–34240, 2022.
- Jordan Awan and Aleksandra Slavković. Differentially private uniformly most powerful tests for binomial data. *Advances in Neural Information Processing Systems*, 31, 2018.
- Jordan Awan and Salil Vadhan. Canonical noise distributions and private hypothesis tests. *The Annals of Statistics*, 51(2):547–572, 2023.
- Jordan Awan and Yue Wang. Differentially private Kolmogorov-Smirnov-type tests. *Electronic Journal of Statistics*, 19(1):718–744, 2025.
- Jordan Awan and Zhanyu Wang. Simulation-based, finite-sample inference for privatized data. *Journal of the American Statistical Association*, pages 1–14, 2024.
- Jordan Alexander Awan and Aleksandra Slavkovic. Differentially private inference for binomial data. *Journal of Privacy and Confidentiality*, 10(1), 2020.
- R. R. Bahadur. Rates of convergence of estimates and test statistics. *The Annals of Mathematical Statistics*, 38:303–324, 1967.
- Rina Foygel Barber and John C Duchi. Privacy and statistical risk: Formalisms and minimax bounds. *arXiv preprint arXiv:1412.4451*, 2014.
- Rina Foygel Barber and Lucas Janson. Testing goodness-of-fit and conditional independence with approximate co-sufficient sampling. *The Annals of Statistics*, 50(5):2514–2544, 2022.
- Sourav Biswas, Yihe Dong, Gautam Kamath, and Jonathan Ullman. Coinpress: Practical private mean and covariance estimation. *Advances in Neural Information Processing Systems*, 33:14475–14485, 2020.
- Hai Brenner and Kobbi Nissim. Impossibility of differentially private universally optimal mechanisms. *SIAM Journal on Computing*, 43(5):1513–1540, 2014.
- Mark Bun and Thomas Steinke. Concentrated differential privacy: Simplifications, extensions, and lower bounds. In *Theory of cryptography conference*, pages 635–658. Springer, 2016.
- Clément L Canonne, Gautam Kamath, Audra McMillan, Adam Smith, and Jonathan Ullman. The structure of optimal private tests for simple hypotheses. In *Proceedings of the 51st Annual ACM SIGACT Symposium on Theory of Computing*, pages 310–321, 2019.
- George Casella and Roger L. Berger. *Statistical Inference*. Duxbury, 2 edition, 2002.
- Simon Couch, Zeki Kazan, Kaiyan Shi, Andrew Bray, and Adam Groce. Differentially private nonparametric hypothesis testing. In *Proceedings of the 2019 ACM SIGSAC Conference on Computer and Communications Security*, pages 737–751, 2019.
- Thomas M. Cover and Joy A. Thomas. *Elements of Information Theory*. Wiley-Interscience, 2001.
- Christian Covington, Xi He, James Honaker, and Gautam Kamath. Unbiased statistical estimation and valid confidence intervals under differential privacy. *arXiv preprint arXiv:2110.14465*, 2021.
- Jinshuo Dong, Aaron Roth, and Weijie J Su. Gaussian differential privacy. *Journal of the Royal Statistical Society: Series B (Statistical Methodology)*, 84(1):3–37, 2022.
- Jörg Drechsler, Ira Globus-Harris, Audra Mcmillan, Jayshree Sarathy, and Adam Smith. Nonparametric differentially private confidence intervals for the median. *Journal of Survey Statistics and Methodology*, 10(3):804–829, 2022.
- Cynthia Dwork, Frank McSherry, Kobbi Nissim, and Adam Smith. Calibrating noise to sensitivity in private data analysis. In *Theory of Cryptography: Third Theory of Cryptography Conference, TCC 2006, New York, NY, USA, March 4-7, 2006. Proceedings 3*, pages 265–284. Springer, 2006.

- Marco Gaboardi and Ryan Rogers. Local private hypothesis testing: Chi-square tests. In Jennifer Dy and Andreas Krause, editors, *Proceedings of the 35th International Conference on Machine Learning*, volume 80 of *Proceedings of Machine Learning Research*, pages 1626–1635. PMLR, 10–15 Jul 2018.
- Marco Gaboardi, Hyun Lim, Ryan Rogers, and Salil Vadhan. Differentially private chi-squared hypothesis testing: Goodness of fit and independence testing. In *International Conference on Machine Learning*, pages 2111–2120. PMLR, 2016.
- Juan Felipe Gomez, Bogdan Kulynych, Georgios Kaissis, Jamie Hayes, Borja Balle, and Antti Honkela. Gaussian DP for reporting differential privacy guarantees in machine learning. *arXiv preprint arXiv:2503.10945*, 2025.
- Ziyue Huang, Yuting Liang, and Ke Yi. Instance-optimal mean estimation under differential privacy. *Advances in Neural Information Processing Systems*, 34:25993–26004, 2021.
- I. A. Ibragimov and R. Z. Has’minskii. *Statistical Estimation: Asymptotic Theory*, volume 16 of *Applications of Mathematics*. Springer-Verlag, 1981. ISBN 978-0387905235.
- Kazuya Kakizaki, Kazuto Fukuchi, and Jun Sakuma. Differentially private chi-squared test by unit circle mechanism. *Proceedings of the 34th International Conference on Machine Learning*, 70:1761–1770, 06–11 Aug 2017.
- Zeki Kazan, Kaiyan Shi, Adam Groce, and Andrew P Bray. The test of tests: A framework for differentially private hypothesis testing. In *International Conference on Machine Learning*, pages 16131–16151. PMLR, 2023.
- Christopher T. Kenny, Shiro Kuriwaki, Cory McCartan, Evan T. R. Rosenman, Tyler Simko, and Kosuke Imai. The use of differential privacy for census data and its impact on redistricting: The case of the 2020 U.S. Census. *Science Advances*, 7(41):eabk3283, 2021.
- J. Ledolter and R. H. Kardon. Focus on data: Statistical design of experiments and sample size selection using power analysis. *Investigative Ophthalmology & Visual Science*, 61(8):11, 2020. doi:10.1167/iovs.61.8.11.
- David G. Luenberger and Yinyu Ye. *Linear and Nonlinear Programming*. Springer, 2008.
- Víctor Peña and Andrés F Barrientos. Differentially private hypothesis testing with the subsampled and aggregated randomized response mechanism. *Statistica Sinica*, 35:671–691, 2025.
- N Reid and DAS Fraser. Likelihood inference in the presence of nuisance parameters. *Statistical Problems in Particle Physics, Astrophysics and Cosmology*, page 265, 2003.
- Ryan Rogers and Daniel Kifer. A new class of private chi-square hypothesis tests. *Proceedings of the 20th International Conference on Artificial Intelligence and Statistics*, 54:991–1000, 20–22 Apr 2017.
- Tushar Vijay Sakpal. Sample size estimation in clinical trial. *Perspectives in Clinical Research*, 1(2):67–69, 2010.
- Alexis R. Santos-Lozada, Jeffrey T. Howard, and Ashton M. Verdery. How differential privacy will affect our understanding of health disparities in the United States. *Proceedings of the National Academy of Sciences*, 117(24):13405–13412, 2020.
- Or Sheffet. Locally private hypothesis testing. *Proceedings of the 35th International Conference on Machine Learning*, 80:4605–4614, 10–15 Jul 2018.
- Adam Smith. Privacy-preserving statistical estimation with optimal convergence rates. *Proceedings of the Forty-Third Annual ACM Symposium on Theory of Computing*, page 813–822, 2011.
- Sean Talts, Michael Betancourt, Daniel Simpson, Aki Vehtari, and Andrew Gelman. Validating Bayesian inference algorithms with simulation-based calibration. *arXiv preprint arXiv:1804.06788*, 2018.
- Caroline Uhler, Aleksandra B. Slavkovic, and Stephen E. Fienberg. Privacy-preserving data sharing for genome-wide association studies. *Journal of Privacy and Confidentiality*, 5, Aug. 2013.
- Aad W Van der Vaart. *Asymptotic Statistics*, volume 3. Cambridge university press, 2000.
- Duy Vu and Aleksandra Slavkovic. Differential privacy for clinical trial data: Preliminary evaluations. In *2009 IEEE International Conference on Data Mining Workshops*, pages 138–143, 2009.
- Yue Wang, Jaewoo Lee, and Daniel Kifer. Revisiting differentially private hypothesis tests for categorical data. *arXiv preprint arXiv:1511.03376*, 2015.
- Yue Wang, Daniel Kifer, and Jaewoo Lee. Differentially private confidence intervals for empirical risk minimization. *arXiv preprint arXiv:1804.03794*, 2018a.
- Yue Wang, Daniel Kifer, Jaewoo Lee, and Vishesh Karwa. Statistical approximating distributions under differential privacy. *Journal of Privacy and Confidentiality*, 8(1), 2018b.
- Zhanyu Wang, Arin Chang, and Jordan Awan. Optimal debiased inference on privatized data via indirect estimation and parametric bootstrap. *arXiv preprint arXiv:2507.10746*, 2025.

A More Simulation Results

A.1 Complete Privacy Budgets for Private Mean Estimation

The following two figures correspond to privacy budgets $\epsilon = 0.5$ and $\epsilon = 2$, completing the cases omitted from Section 5.1.

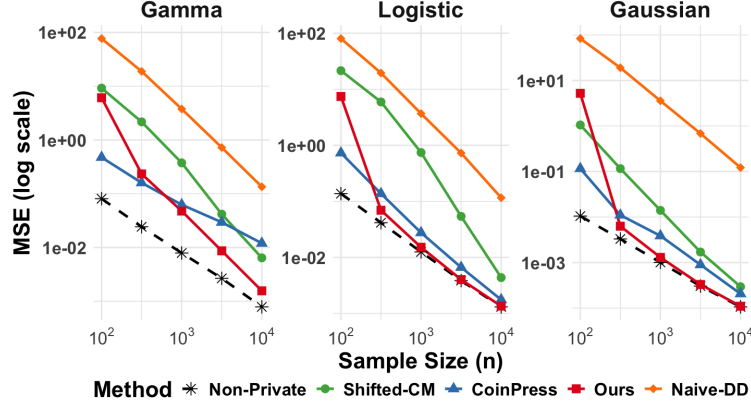


Figure 5: GDP mean estimation comparison ($\epsilon = 0.5$)

Figure 5 exhibits a trend similar to that in Figure 1. However, when $\epsilon = 0.5$, the performance ranking is more pronounced: our method achieves the smallest mean squared error, while Shifted-CM incurs the largest.

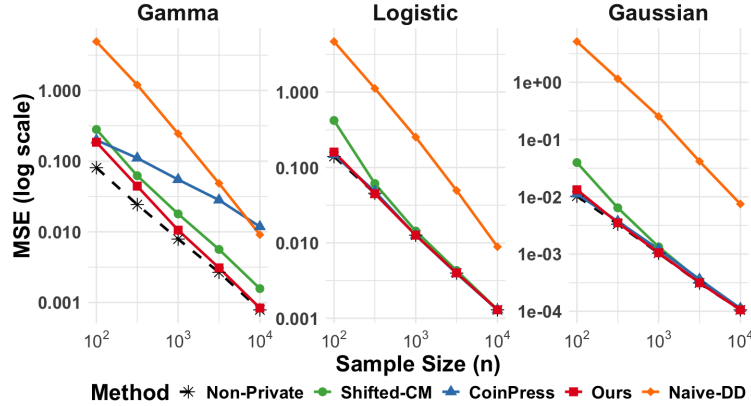


Figure 6: GDP mean estimation comparison ($\epsilon = 2$)

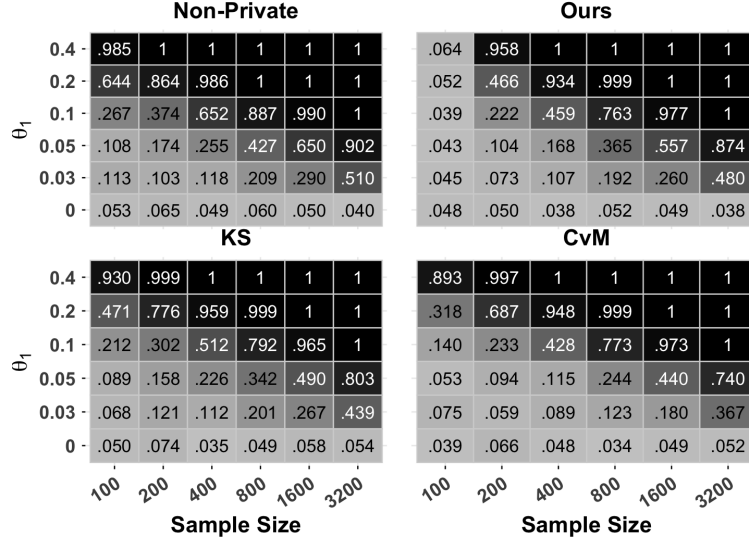
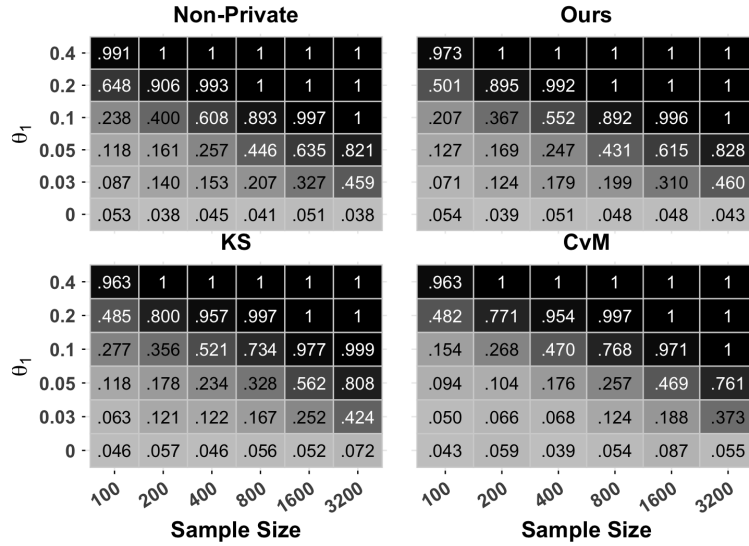
With $\epsilon = 2$, all four methods exhibit very similar slopes in Figure 6. However, differences in the constant term again enable our method to achieve the smallest mean squared error.

A.2 Complete Privacy Budgets for One-Sided Hypothesis

The following two figures displays the cases with privacy budgets $\epsilon = 0.5$ and $\epsilon = 2$ that were omitted from Section 5.3.

When $\epsilon = 0.5$ and the sample size is 100, $\mu_{DP}(\underline{t}; \epsilon)$ performs poorly in Figure 7. This is because our method allocates part of the privacy budget to private quantile estimation. When the privacy budget is limited, the quantile estimator can be unstable, particularly for small sample sizes. However, $\mu_{DP}(\underline{t}; \epsilon)$ improves rapidly and performs comparably to the other two methods at moderate sample sizes (200 and 400), and outperforms them when the sample size exceeds 800.

When $\epsilon = 2$, $\mu_{DP}(\underline{t}; \epsilon)$ essentially dominates once the sample size exceeds 200 in Figure 8. More importantly, for alternatives with $\theta_1 \leq 2$ —which correspond to more challenging cases for distinguishing the null from the alternative— $\mu_{DP}(\underline{t}; \epsilon)$ is the most powerful among the three methods.

Figure 7: One-sided hypothesis under Gaussian data ($\epsilon = 0.5$)Figure 8: One-sided hypothesis under Gaussian data ($\epsilon = 2$)

A.3 Complete Privacy Budgets for Two-Sided Hypothesis

The following two figures present the cases with privacy budgets $\epsilon = 0.5$ and $\epsilon = 2$ that were omitted from Section 5.4.

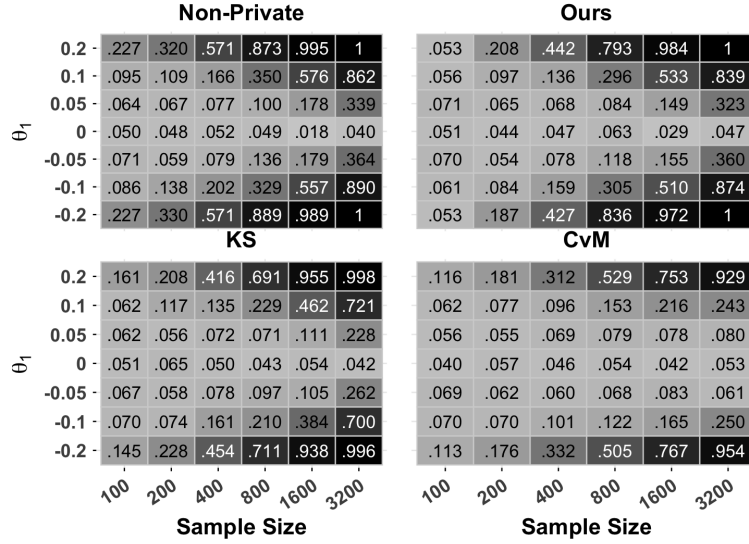


Figure 9: Two-sided hypothesis under Logistic data ($\epsilon = 0.5$)

While $\mu_{DP}(\underline{t}; \epsilon)$ still suffers when the privacy budget is small ($\epsilon = 0.5$) and the sample size is 100, the other two methods also degrade under these conditions shown in Figure 9. For alternatives with $-0.1 \leq \theta_1 \leq 0.1$, $\mu_{DP}(\underline{t}; \epsilon)$ performs favorably relative to the other two methods. This advantage becomes more pronounced across all values of θ_1 for sample sizes exceeding 400.

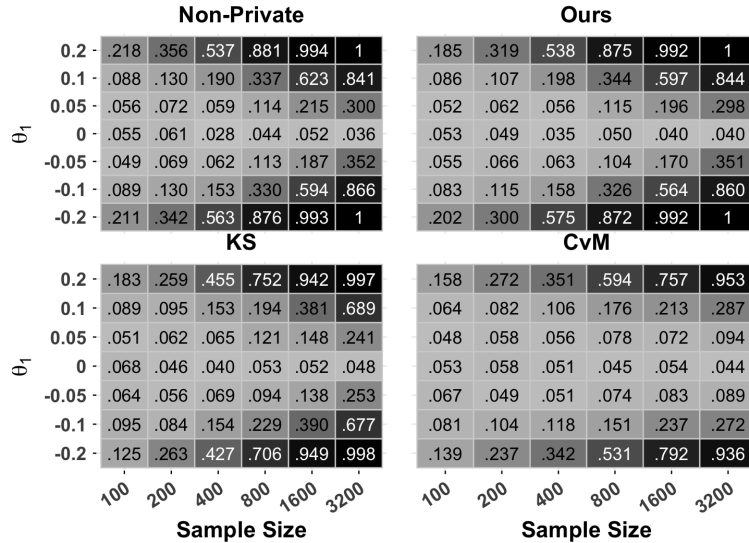


Figure 10: Two-sided hypothesis under Logistic data ($\epsilon = 2$)

Consistent with the patterns observed in the previous sections, Figure 10 demonstrates a clear advantage of $\mu_{DP}(\underline{t}; \epsilon)$ over the other methods across all hypothesized values θ_1 and sample sizes when $\epsilon = 2$.

B Proofs and Technical Details

Before presenting the proofs in this paper, we first provide Example B.1 as a counterexample to the claim in Huang et al. [2021].

Example B.1 (Noisy binary search with $\tau = 1$). Let $D = \{1, \dots, 10\}$, $n = 10$, search range $[0, 20]$, and target rank $m = 3$ (true value $x_{(3)} = 3$). Assume each noisy rank count satisfies $|\hat{c} - c| \leq 1$ and equals $c - 1$ in this example.

- **Iteration 1:** (left, right, mid) = (0, 20, 10); $c = 10$, $\hat{c} = 9$; since $\hat{c} > m$, set right $\leftarrow 10$.
- **Iteration 2:** (0, 10, 5); $c = 5$, $\hat{c} = 4$; since $\hat{c} > m$, set right $\leftarrow 5$.
- **Iteration 3:** (0, 5, 2); $c = 2$, $\hat{c} = 1$; since $\hat{c} < m$, set left $\leftarrow 3$.
- **Iteration 4:** (3, 5, 4); $c = 4$, $\hat{c} = 3$; since $\hat{c} \leq m$, set left $\leftarrow 5$.
- **Iteration 5:** (5, 5, 5); loop ends and the algorithm outputs $v = 5$.

The returned value has true rank 5, yielding a rank error of $|5 - 3| = 2$, which is $\tau + 1$. If there are p data points taking a particular value, then the rank error becomes $\tau + p$. These two facts were overlooked in Huang et al. [2021]’s paper.

B.1 Supplementary Material of Chapter 3.2: Additional Lemmas, Proofs, and Results

Let the empirical CDF be $F_n(\cdot) : \mathbb{R} \rightarrow [0, 1]$. Recall that $w = (b - a)/2^T$ is discretization error and $[a, b]$ is partitioned into 2^T subintervals $B_k = [a + (k - 1)w, a + kw]$ with length w . For a dataset $\underline{x} = (x_1, \dots, x_n)$, let $N_k = \sum_{i=1}^n \mathbf{1}\{x_i \in B_k\}$ be the count of data points falling in each bin B_k and

$$S_{\underline{x}} = \{N_k \leq 1 \text{ for all } k = 1, \dots, 2^T\}$$

be the event of all counts less than 1 for all 2^T bins.

Lemma B.2. *Given a sample $\underline{x} = (x_1, \dots, x_n)$ of size n . Let l_t, m_t, r_t be the left, middle and right value for the t -th step in GDP-Quant. Let D_t be a random variable such that $D_t = 1$ if $q - F_n(m_t) > 0$ and $D_t = -1$ if $q - F_n(m_t) < 0$. Suppose*

$$(B) \ N_k \leq 1 \text{ for all } k = [2^T],$$

$$(C) \ -\infty < D_t Z_t < \tau \text{ for all } t \in [T].$$

Then the output of GDP-Quant has rank error less than or equal to $\tau + 1$.

Proof. We prove by contradiction. Suppose that the output m_T has rank error larger than $\tau + 1$. Without loss of generality, we consider $nF_n(m_T) < nq - (\tau + 1)$. By condition (B) and $r_T = m_T + \frac{w}{2}$, we have $nF_n(r_T) \leq nF_n(m_T) + 1$, which gives

$$nF_n(r_T) < nq - \tau. \quad (4)$$

Now, let $t^* = \min\{t : r_t = r_T\}$ be the first step t the right value reaches r_T , then

$$nF_n(m_{t^*-1}) + Z_{t^*-1} \geq nq, \quad (5)$$

which can be seen from line 8 in GDP-Quant. Since $m_{t^*-1} = r_{t^*}$ and $q - F_n(r_{t^*}) > 0$ from (4), $q - F_n(m_{t^*-1}) > 0$. By Assumption (C), $D_t = 1$ and hence $D_{t^*-1} Z_{t^*-1} = Z_{t^*-1} < \tau$. Thus, (5) gives

$$nF_n(r_T) = nF_n(m_{t^*-1}) \geq nq - Z_{t^*-1} > nq - \tau,$$

which contradicts to (4). \square

Lemma B.2 provides a deterministic guarantee conditional on events (B) and (C), where (B) implies that T is so large that the search grid is fine enough to distinguish every data points from a continuous distribution. Although Z_t represents additive noise, the lemma analyzes the algorithm on a restricted event where this noise satisfies condition (C). In contrast, Lemma 3.1 considers the full randomness of Z_t , under which condition (C) holds only with high probability. Consequently, Lemma 3.1 yields a probabilistic guarantee.

Lemma 3.1 (GDP-Quant). Let $N_k = \sum_{i=1}^n \mathbf{1}\{x_i \in B_k\}$. Assume (B): $N_k \leq 1$ for all $k = [2^T]$, then Algorithm GDP-Quant satisfies ϵ -GDP and returns a private quantile with rank error less than $\tau + 1$ with probability at least $1 - \beta$, if $\tau = \frac{1}{\epsilon} \sqrt{2T \log \frac{T}{\beta}}$.

Proof. We continue to use the notation defined in Lemma B.2 for the proof. Recall that D_t represents the underlying true direction in each step of GDP-Quant. That is, if $D_t = -1$, no matter how large of a positive Z_t is added to $\#\{j : a \leq x_j \leq \text{mid}, \forall x_j \in \mathcal{D}\}$ at step t , GDP-Quant will move along the ground-truth direction. Therefore, we only need to bound $D_t Z_t$ instead of $|Z_t|$.

To bound $D_t Z_t$, first recall that $Z_1, \dots, Z_T \stackrel{iid}{\sim} N\left(0, \sigma^2 = \frac{T}{\mu^2}\right)$, which are symmetric about zero. Let $Y_t = D_t Z_t$ and $\tau = \frac{1}{\mu} \sqrt{2T \log \frac{T}{\beta}}$. Then,

$$P(E) := P\left(\max_{1 \leq i \leq T} Y_i > \tau\right) \leq T \exp\left(\frac{-\tau^2}{2\sigma^2}\right) = \beta. \quad (6)$$

Now, due to the discretization error, the output can have rank error $\tau + 1$. \square

Although $P(E)$ in (6) can be tightly bounded using the product of Gaussian distribution functions, we adopt the maximal inequality because it provides a more straightforward interpretation of the resulting choice of τ .

B.2 Supplementary Material of Chapter 3.3: Additional Lemmas, Proofs, and Results

In this section, we develop a sequence of proofs, beginning with the simplest setting and culminating in the setting required for Theorem 3.4.

Lemma B.3. Assume (A.1) with a bounded domain $[a, b]$. Let number of steps $T = \lceil \log_2[(b-a)n^\eta] \rceil$ with $\eta > 0$. Then, probability $P(S_{\underline{x}})$ can be lower bounded by

$$1 - \binom{n}{2} \frac{M}{n^\eta}.$$

Proof. Consider the probability of a data point falling in bin B_k ,

$$p_i := P(X \in B_i) = \int_{B_i} f(x) dx,$$

for all $1 \leq k \leq 2^T$. Note that $\sum_{i=1}^{2^T} p_i = 1$ and the bin width $w = \frac{b-a}{2^T} \leq \frac{1}{n^\eta}$. Consider events $E_{ij} = \{\text{points } i, j \text{ are in the same bin}\}$ and the number of colliding pairs can be defined as $E := \sum_{1 \leq i < j \leq n} 1_{E_{ij}}$. Then, the probability of no collision is

$$P_{n,2^T} = P(E = 0) = 1 - P(E \geq 1) \geq 1 - \mathbb{E}E \quad (7)$$

$$\begin{aligned} &= 1 - \sum_{1 \leq i < j \leq n} P(E_{ij}) \\ &= 1 - \sum_{1 \leq i < j \leq n} \sum_{k=1}^{2^T} P(X_i \in B_k) P(X_j \in B_k) \end{aligned} \quad (8)$$

$$\begin{aligned} &= 1 - \sum_{1 \leq i < j \leq n} \sum_{k=1}^{2^T} p_k^2 \\ &\geq 1 - \sum_{1 \leq i < j \leq n} \frac{(b-a)M}{2^T} \sum_{k=1}^{2^T} p_k \end{aligned} \quad (9)$$

$$\geq 1 - \binom{n}{2} \frac{M}{n^\eta}. \quad (10)$$

In the above, (7) is guaranteed by Markov's inequality, (8) holds as X_i, X_j are independent for $i \neq j$, (9) uses the fact that $p_k = \int_{B_k} f(x) dx \leq \frac{b-a}{2^T} M$, and (10) uses the fact that $T \geq \log(b-a)n^\eta$. \square

Lemma B.3 shows that a sufficiently large number of steps is required for the lower bound to converge to 1 as $\eta > 2$ and $n \rightarrow \infty$.

Remark B.4. If the distribution in (A.1) is Uniform, then Lemma B.3 reduces to the classic birthday problem. The probability of n points lying in different bins are $P_{n,n^\eta} = \prod_{k=0}^{n-1} (1 - \frac{k}{n^\eta})$, which converges to 1 for $\eta > 2$ as $n \rightarrow \infty$. (If $\eta = 2$, then the probability converges to $e^{-1/2}$.) Both cases can be seen from the Poisson approximation $P_{n,n^\eta} \approx e^{-\lambda}$ with rate $\lambda = \mathbb{E}[E] = \binom{n}{2}/n^\eta$.

Lemma B.5. *Assume (A.1). Let number of steps $T = \lceil \log_2[(b-a)n^\eta] \rceil$ with $\eta > 0$. Let search range $[a, b]$ be bounded and $x_i^c = \min\{\max\{x_i, a\}, b\}$, then probability $P(S_{\underline{x}^c})$ can be lower bounded by*

$$1 - \binom{n}{2} \left(\frac{M}{n^\eta} + p_a^2 + p_b^2 \right),$$

where $p_a = P(X_1 < a + w)$ and $p_b = P(X_1 > b - w)$.

Proof. Since X_1, \dots, X_n are i.i.d. with left tail probability $p_a = P(X_1 < a + w)$, $C_a \sim \text{Binomial}(n, p_a)$, where $C_a = |\{i : X_i < a + w\}|$. Then, we want to calculate or upper bound the event of $\{C_a \geq 2\}$:

$$P(C_a \geq 2) = 1 - P(C_a = 0) - P(C_a = 1) = 1 - (1 - p_a)^n - np_a(1 - p_a)^{n-1} \quad (11)$$

Or we could consider events $A_{ij} = \{\text{points } i, j \text{ are below } a + w\}$ and the number of colliding pairs can be defined as $A := \sum_{1 \leq i < j \leq n} 1_{A_{ij}}$. Then,

$$P(C_a \geq 2) = P(A \geq 1) \quad (12)$$

$$\leq \mathbb{E}A \quad (13)$$

$$\begin{aligned} &= \sum_{1 \leq i < j \leq n} P(A_{ij}) \\ &= \sum_{1 \leq i < j \leq n} P(X_i < a + w)P(X_j < a + w) \\ &= \binom{n}{2} p_a^2. \end{aligned} \quad (14)$$

In the above, (12) holds as no less than two points on the tail means at least one colliding pair over the same tail region, (13) is guaranteed by the Markov's inequality, and (14) holds as X_i, X_j are independent for $i \neq j$.

Similarly, we can derive a similar result for $p_b = P(X > b - w)$. Then, the probability of no collision within $[a, b]$ and no more than two points outside $[a + w, b - w]$ is

$$\begin{aligned} 1 - P(E \geq 1, A \geq 1, B \geq 1) &\geq 1 - P(E \geq 1) - P(A \geq 1) - P(B \geq 1) \\ &= 1 - \binom{n}{2} \left(\frac{M}{n^\eta} + p_a^2 + p_b^2 \right). \end{aligned}$$

□

Lemma B.5 relaxes the bounded-domain assumption by enforcing a bounded search range through clamping the data, and therefore yields a slightly smaller lower bound than Lemma B.3.

Lemma B.6. *Assume (A.1) and (A.2). Let number of steps $T = \lceil \log_2[(b-a)n^\eta] \rceil$ with $\eta > 0$. Let search range $[a, b] = [\mu - \frac{s\eta}{2} \log n, \mu + \frac{s\eta}{2} \log n]$. Let $x_i^c = \min\{\max\{x_i, a\}, b\}$, then probability of $P(S_{\underline{x}^c})$ can be lower bounded by*

$$1 - \frac{1}{n^{\eta-2}} \left(\frac{M}{2} + 1 \right).$$

Proof. By the definition of a subexponential distribution, for all $c > 0$

$$P(|X_1 - \mu| \geq c) = P(X_1 - \mu \leq -c, X_1 - \mu \geq c) \leq 2 \exp(-c/s)$$

for the scale parameter s . Let $\exp(-c/s) = n^{-\eta/2}$ to match the tail probability of each X_i as shown in Lemma B.5. We solve for $c(n) = \frac{s\eta}{2} \log n$, which is a function of n . Let $a(n) + w = \mu - c(n)$ and $b(n) - w = \mu + c(n)$, then we

have $p_{a(n)} = p_{b(n)} = n^{-\eta/2}$. Now, by the result of the previous lemma,

$$\begin{aligned} 1 - P(E \geq 1, A \geq 1, B \geq 1) &\geq 1 - \binom{n}{2} \left(\frac{M}{n^\eta} + p_{a(n)}^2 + p_{b(n)}^2 \right) \\ &= 1 - \binom{n}{2} \frac{M+2}{n^\eta} \\ &\geq 1 - \frac{1}{n^{\eta-2}} \left(\frac{M}{2} + 1 \right). \end{aligned} \quad (15)$$

□

Starting from Lemma B.6, Assumption (A.2) is included in all subsequent lemma and theorem statements. To accommodate the subexponential data, the search range must expand logarithmically to preserve the lower bound established in Lemma B.5.

Lemma B.7. *Assume (A.1) and (A.2). Let number of steps $T = \lceil \log_2[(b-a)n^\eta] \rceil$ with $\eta > 0$. Let search range $[a, b] = [\mu - \frac{s\eta}{2} \log n, \mu + \frac{s\eta}{2} \log n]$. Let $\epsilon > 0, T \geq 1$ and $\beta \in (0, 1)$ such that $\tau = \frac{1}{\epsilon} \sqrt{2T \log \frac{T}{\beta}}$. Let $x_i^c = \min\{\max\{x_i, a\}, b\}$, then **GDP-Quant** satisfies ϵ -GDP and returns a quantile with rank error less than $\tau + 1$ and with probability at least*

$$(1 - \beta) \left(1 - \frac{1}{n^{\eta-2}} \left(\frac{M}{2} + 1 \right) \right).$$

Proof. Since the two sources of randomness—the subexponential sample distribution and the additive Gaussian noise—are independent, the result follows directly by applying Lemma 3.1 and Lemma B.6. □

Lemma B.7 explains why in Algorithm 2 the two target quantiles are chosen as

$$q_l = \frac{\tau + 2}{n} \quad \text{and} \quad q_u = 1 - \frac{\tau + 1}{n}. \quad (16)$$

These choices correspond to the $(\tau + 1)$ -st and $(n - \tau - 1)$ -st order statistics, respectively.

Theorem 3.4 (GDP-MeanEst Utility). *Assume \underline{X} satisfies (A.1) and (A.2). Given by Definition (3.3), the private mean estimate $\mu_{DP}(\underline{X}, \epsilon)$ has absolute error*

$$\begin{aligned} |\mu_{DP}(\underline{X}; \epsilon) - \bar{X}| &= O_p \left(\frac{s(\log n)^{1+k} \sqrt{T \log T}}{\epsilon n} \right) \\ &= \tilde{O}_p \left(\frac{s}{\epsilon n} \right), \end{aligned}$$

where $T(n, v, p, \eta) = \Theta(\log v + p \log_2(\log n) + \eta \log_2 n)$. Marginally, $\mu_{DP}(\underline{X})$ and \bar{X} share the same asymptotic distribution under the central limit theorem.

Proof. Fix $\gamma \in (0, 1)$. For constants $r^* > 0, \tau \geq 0$, and $z^* > 0$, define

$$\begin{aligned} E_1(r^*) &:= \{ \underline{X} : r(\underline{X}) \leq r^* \}, \\ E_{2_l}(\tau) &:= \{ (\underline{X}, \underline{z}_l) : \text{GDP-Quant}(\underline{X}, a, b, T, q_l, \epsilon_q) \text{ has rank error} \leq \tau \}, \\ E_{2_u}(\tau) &:= \{ (\underline{X}, \underline{z}_u) : \text{GDP-Quant}(\underline{X}, a, b, T, q_u, \epsilon_q) \text{ has rank error} \leq \tau \}, \\ E_3(r^*, z^*) &:= \left\{ z_m : |z_m| \leq \frac{r^* z^*}{n \epsilon_m} \right\}, \end{aligned}$$

where $\underline{X} \sim F^n, \underline{z}_l, \underline{z}_u \stackrel{iid}{\sim} N\left(0, \frac{T}{\epsilon_q^2} I_T\right)$ and $z_m \sim N\left(0, \left(\frac{r(\underline{X})}{n \epsilon_m}\right)^2\right)$. Define the joint event

$$G(r^*, \tau, z^*) := E_1(r^*) \cap E_{2_l}(\tau) \cap E_{2_u}(\tau) \cap E_3(r^*, z^*).$$

We will choose r^*, τ, z^* later to ensure $P(G(r^*, \tau, z^*)) \geq 1 - \gamma$.

To make the probability that G happens at least $1 - \gamma$, we assign $P(E_i) = 1 - \frac{\gamma}{4}$ and determine the corresponding values of r^*, τ, z^* . For E_1 , consider

$$P\left(\max_{1 \leq i \leq n} |X_i - \mu| > c\right) = nP(|X_i - \mu| > c) \leq 2n \exp(-c/s) \leq \frac{\gamma}{4},$$

then we derive $c = s \log(\frac{8n}{\gamma})$ and hence

$$r^* = 2s \log\left(\frac{8n}{\gamma}\right).$$

For E_{2_l} , according to Lemma B.7, we let $\beta = \frac{\gamma}{8}$. Then, there exists large n such that $n^{2-\eta}(\frac{M}{2} + 1) \leq \frac{\gamma}{8}$, so

$$\tau = \frac{1}{\epsilon_q} \sqrt{2T \log \frac{8T}{\gamma}}.$$

Note that to establish a high-probability statement, it suffices to verify that a finite η can be determined, which is indeed possible. Since our goal is an O_p result and $\eta > 2$ is fixed, the inequality to hold for sufficiently large n . Similarly, we can replicate for E_{2_u} as well.

For E_3 , set

$$z^* = \Phi^{-1}(1 - \frac{\gamma}{8}),$$

then we have $|z_m| \leq \frac{r^*}{n\epsilon_m} z^*$ with probability $1 - \gamma/4$.

Now, for any given $\gamma \in (0, 1)$, under its G which has probability $1 - \gamma$,

$$|\mu_{DP} - \bar{X}| \leq |\mu_{DP} - \bar{X}_c| + |\bar{X}_c - \bar{X}| \leq \frac{r^* z^*}{n\epsilon_m} + \frac{r^*(4\tau + 4)}{n},$$

since $\bar{X} - \frac{r^*(4\tau + 4)}{n} \leq \bar{X}_c \leq \bar{X} + \frac{r^*(4\tau + 4)}{n}$ from (1) and (2).

To claim that for all $\gamma \in (0, 1)$, there exists a constant $\Gamma(\gamma)$ such that for all $n > N(\gamma)$,

$$P\left(\frac{|\mu_{DP} - \bar{X}|}{m(n)} \leq \Gamma\right) \geq 1 - \gamma.$$

we need to factorize some upper bound of $\frac{r^* z^*}{n\epsilon_m} + \frac{r^*(4\tau + 4)}{n}$ into $\Gamma m(n)$ for sufficiently large N .

Since $r^* = 2s \log(\frac{8n}{\gamma})$, then for any fixed $\gamma \in (0, 1)$, there exists $N_1(\gamma)$ such that for all $n > N_1$,

$$r^* = 2s \log n \left(1 + \frac{\log(8/\gamma)}{\log n}\right) \leq A_1(\gamma) s \log n$$

with $A_1(\gamma) = \left(1 + \frac{\log(8/\gamma)}{\log N_1(\gamma)}\right)$ and

$$\frac{1}{\epsilon_m} = \frac{1}{\epsilon} \left(1 - \frac{2}{(\log n)^{2k}}\right)^{-1/2} \leq B_1(\gamma) \frac{1}{\epsilon}$$

with $B_1(\gamma) = \left(1 - \frac{2}{(\log N_1(\gamma))^{2k}}\right)^{-1/2}$. These follow from the fact that $\left(1 + \frac{\log(8/\gamma)}{\log n}\right)$ and $\left(1 - \frac{2}{(\log n)^{2k}}\right)^{-1/2}$ are both decreasing in n . Thus,

$$|\mu_{DP} - \bar{X}_c| \leq \frac{r^* z^*}{n\epsilon_m} \leq \frac{A_1(\gamma) B_1(\gamma) \phi(\gamma) s \log n}{\epsilon n}, \quad (17)$$

where $\phi(\gamma) = \Phi^{-1}(1 - \frac{\gamma}{8})$.

Since $\tau = \frac{1}{\epsilon_q} \sqrt{2T(n) \log \frac{8T(n)}{\gamma}}$, then for any fixed $\gamma \in (0, 1)$, there exists $N_2(\gamma)$ such that for all $n > N_2$,

$$\tau = \frac{\sqrt{2T(n) \log T(n)}}{\epsilon_q} \sqrt{1 + \frac{\log \frac{8}{\gamma}}{\log T(n)}} \leq \frac{(\log n)^k \sqrt{T(n) \log T(n)}}{\epsilon} A_2(\gamma)$$

with $A_2(\gamma) = \sqrt{2} \sqrt{1 + \frac{\log \frac{8}{\gamma}}{\log T(N_2(\gamma))}}$. This follows from the fact that $\sqrt{1 + \frac{\log \frac{8}{\gamma}}{\log T(n)}}$ is decreasing in n . Thus,

$$|\bar{X}_c - \bar{X}| \leq \frac{4r^*(1 + \tau)}{n} = 4sA_1(\gamma) \frac{\log n}{n} + \frac{4s}{\epsilon} A_1(\gamma) A_2(\gamma) \frac{(\log n)^{1+k} \sqrt{T(n) \log T(n)}}{n}. \quad (18)$$

Together, for any $\gamma \in (0, 1)$, there exists $N_3(\gamma) \geq \max\{N_1(\gamma), N_2(\gamma)\}$ such that for all $n > N_3$,

$$|\mu_{DP} - \bar{X}| \leq \left(\frac{B_1(\gamma)\phi(\gamma)}{\epsilon} + 4 \right) sA_1(\gamma) \frac{\log n}{n} + \frac{4s}{\epsilon} A_1(\gamma)A_2(\gamma) \frac{(\log n)^{1+k} \sqrt{T(n) \log T(n)}}{n} \quad (19)$$

$$\begin{aligned} &\leq sA_1(\gamma) \frac{(\log n)^{1+k} \sqrt{T(n) \log T(n)}}{n} \left(\frac{B_1(\gamma)\phi(\gamma)/\epsilon + 4}{(\log n)^k \sqrt{T(n) \log T(n)}} + \frac{4}{\epsilon} A_2(\gamma) \right) \\ &\leq \frac{(\log n)^{1+k} \sqrt{T(n) \log T(n)}}{n} \frac{s}{\epsilon} A_1(\gamma) [(B_1(\gamma)\phi(\gamma) + 4\epsilon)A_3(\gamma) + 4A_2(\gamma)] \\ &= m(n) \cdot \Gamma(\gamma), \end{aligned} \quad (20)$$

where $A_3(\gamma) = \frac{1}{\log N_3(\gamma) \sqrt{T(N_3(\gamma)) \log T(N_3(\gamma))}}$ and $m(n) = \frac{(\log n)^{1+k} \sqrt{T(n) \log T(n)}}{n}$ such that $\Gamma(\gamma) = \frac{s}{\epsilon} A_1(\gamma) [(B_1(\gamma)\phi(\gamma) + 4\epsilon)A_3(\gamma) + 4A_2(\gamma)]$. (19) follows from (17) and (18). (20) holds as $n > N_3$. Thus,

$$|\mu_{DP} - \bar{X}| = O_p \left(\frac{s(\log n)^{1+k} \sqrt{T(n) \log T(n)}}{\epsilon n} \right),$$

where $T(n) = \Theta(p \log_2(\log n) + \eta \log_2 n)$. This is because

$$T(n) \leq 1 + \log_2[(b(n) - a(n))n^\eta] = 1 + \log_2[2v(\log n)^p n^\eta] = 2 + \log v + p \log_2(\log n) + \eta \log_2 n.$$

In addition, we can now write the central limit theorem result of \bar{X} as $\sqrt{n}(\bar{X} - \theta) \xrightarrow{d} N(0, \sigma^2)$ for some $\theta \in \mathbb{R}$ and $\sigma^2 > 0$. Since $\mu_{DP} = \bar{X} + o_p(\frac{1}{\sqrt{n}})$,

$$\sqrt{n}(\mu_{DP} - \theta) = \sqrt{n}(\bar{X} - \theta) + o_p(1) \xrightarrow{d} N(0, \sigma^2).$$

□

Using Lemma B.7, Theorem 3.4 establishes an O_p bound on the absolute error between the private and non-private means. Proposition B.8 below then shows that this bound matches the GDP minimax lower bound for mean estimation.

Proposition B.8. *Let $\mathcal{P}_{\text{subexp}}$ be the family of distributions that satisfy (A.1) and (A.2) and $\mathcal{Q}_\epsilon^{\text{GDP}}$ be the family of privacy mechanisms that satisfy ϵ -GDP. Define the minimax risk under absolute error loss by*

$$\mathfrak{M}_n(\mu(\mathcal{P}_{\text{subexp}}), \mathcal{Q}_\epsilon^{\text{GDP}}, |\cdot|) := \inf_{\mathcal{M} \in \mathcal{Q}_\epsilon^{\text{GDP}}} \sup_{P \in \mathcal{P}_{\text{subexp}}} \mathbb{E}_{P, \mathcal{M}}[|\hat{\mu} - \mu(P)|],$$

where the infimum is taken over all ϵ -GDP mechanisms and $\hat{\mu}$ denotes the resulting estimator. Consider the mean estimation problem over $\mathcal{P}_{\text{subexp}}$ under ϵ -GDP, then

$$\mathfrak{M}_n(\mu(\mathcal{P}_{\text{subexp}}), \mathcal{Q}_\epsilon^{\text{GDP}}, |\cdot|) = \tilde{\Omega}_p \left(\frac{\sigma}{\sqrt{n}} + \frac{\sigma}{n\epsilon} \right).$$

Proof. We follow Barber and Duchi [2014]’s notation for the proof and apply Le Cam’s method. First, fix $\delta > 0$ (to be decided later) and define

$$P_0 \sim N(\mu_0 = -\delta, \sigma_0^2 = \sigma^2), \quad P_1 \sim N(\mu_0 = \delta, \sigma_1^2 = \sigma^2)$$

to be normally distributed, which are indeed subexponential. The total variation between P_0 and P_1 is,

$$\|P_0 - P_1\|_{TV} \leq \left(\frac{1}{2} \text{KL}(P_0 \| P_1) \right)^{1/2} = \left(\frac{1}{2} \left(\log \frac{\sigma_1}{\sigma_2} + \frac{\sigma_0^2 + (\mu_0 - \mu_1)^2}{2\sigma_1^2} - \frac{1}{2} \right) \right)^{1/2} = \frac{\delta}{\sigma}. \quad (21)$$

Then, the minimax lower bound for any α -total variation mechanism $Q \in \mathcal{Q}_\alpha^{\text{TV}}$ under absolute error loss:

$$m(\mu(\mathcal{P}_{\text{subexp}}), Q, |\cdot|) \geq \frac{1}{2} \left| \frac{\mu_0 - \mu_1}{2} \right| \left(1 - 2n\alpha \|P_0 - P_1\|_{TV} \right) = \frac{\delta}{2} \left(1 - 2n\alpha \frac{\delta}{\sigma} \right)$$

where the inequality is given by the Le Cam’s Lemma [Barber and Duchi, 2014] and (21). Choosing $\delta = \sigma/(4n\alpha)$, we substitute to have that

$$m(\mu(\mathcal{P}_{\text{subexp}}), Q, |\cdot|) \geq \frac{\sigma}{16n\alpha}.$$

To apply this bound to the GDP setting, we first note that a ϵ -GDP mechanism satisfies $(0, \epsilon/2)$ -DP:

$$\text{TV}(N(0, 1), N(\epsilon, 1)) \leq \left(\frac{1}{2} \text{KL}(N(0, 1) \| N(\epsilon, 1)) \right)^{1/2} = \left(\frac{1}{2} \left[\frac{\epsilon^2}{2} \right] \right)^{1/2} = \frac{\epsilon}{2},$$

where we used Pinsker's inequality and standard calculations of the KL divergence. Substituting yields,

$$m(\mu(\mathcal{P}_{\text{subexp}}), Q, |\cdot|) \geq \frac{\sigma}{8n\epsilon}.$$

Since the non-private bound is standard, we have the sum of two as the minimax lower bound of such mean estimation problem. \square

B.3 Supplementary Material of Chapter 4: Additional Lemmas, Proofs, and Results

In this section, we develop a sequence of proofs, beginning with simple hypotheses and extending to the one- and two-sided cases.

Remark B.9. Many light-tailed exponential family models, such as Gaussian and logistic location families, have subexponential log-likelihood ratio statistics, whereas heavy-tailed models, such as inverse gamma, do not.

Proposition 4.1. *For $H_0 : P$ versus $H_1 : Q$, let $Y = g(X) := [\ell(X)]_a^b$ be the clamped log-likelihood ratio for some $a < 0 < b$, and let P_Y and Q_Y denote its laws under P and Q . Assume clamping is nontrivial: $P(\ell(X) \notin [a, b]) > 0$ and $Q(\ell(X) \notin [a, b]) > 0$, and that ℓ is non-constant on each of the sets $\{x : \ell(x) \leq a\}$ and $\{x : \ell(x) \geq b\}$. Then any test based on (Y_1, \dots, Y_n) , with additive noise independent of n , has Bahadur slope at most $2\text{KL}(Q_Y \| P_Y)$, where $\text{KL}(Q \| P) = \int \log\left(\frac{dQ}{dP}\right) dQ$ is the Kullback–Leibler divergence. Moreover,*

$$\text{KL}(Q_Y \| P_Y) < \text{KL}(Q \| P),$$

so every Y -based test has Bahadur ARE < 1 relative to the classical LLR test.

Proof. For $H_0 : P$ versus $H_1 : Q$, the classical likelihood ratio test rejects for large $\sum_{i=1}^n \log(q(X_i)/p(X_i)) = -\sum_{i=1}^n \ell(X_i)$. By the Chernoff–Stein Lemma in chapter 12 of Cover and Thomas [2001], its type-II error under Q decays with exponent $\text{KL}(Q \| P)$; hence its Bahadur slope is $2\text{KL}(Q \| P)$.

If only $Y_i = g(X_i)$ are observed, then under H_0 and H_1 the sample is i.i.d. from P_Y and Q_Y . Chernoff–Stein again gives that any test based on (Y_1, \dots, Y_n) (with any n -independent additive noise) has Bahadur slope at most $2\text{KL}(Q_Y \| P_Y)$.

To show $\text{KL}(Q_Y \| P_Y) < \text{KL}(Q \| P)$, let $P_{X,Y}$ and $Q_{X,Y}$ denote the joint laws of (X, Y) under P and Q , with $Y = g(X)$ deterministic. Since $\text{KL}(Q \| P) = D(Q_{X,Y} \| P_{X,Y})$, the KL chain rule yields

$$\text{KL}(Q \| P) = \text{KL}(Q_Y \| P_Y) + \mathbb{E}_Q[D(Q_{X|Y} \| P_{X|Y})].$$

Nontrivial clamping implies that for some $y \in \{a, b\}$ we have $P(Y = y), Q(Y = y) > 0$ and g is not injective on $\{x : g(x) = y\}$. Without loss of generality, we discuss the case of $y = b$ with $S_b := \{x : \ell(x) \geq b\}$. Since $\ell(x)$ is not constant on S_b , $Q_{X|Y=b} \neq P_{X|Y=b}$. The same argument works with $Y = a$. Together, we have

$$D(Q_{X|Y=y} \| P_{X|Y=y}) > 0,$$

which gives

$$\mathbb{E}_Q[D(Q_{X|Y} \| P_{X|Y})] > 0,$$

and therefore $\text{KL}(Q_Y \| P_Y) < \text{KL}(Q \| P)$. It follows that any Y -based test has Bahadur slope strictly smaller than $2\text{KL}(Q \| P)$, and hence Bahadur ARE < 1 relative to the classical LLR test. \square

Proposition 4.1 shows that any non-trivial fixed clamping incurs a loss in effective sample size, as is the case for ncLLR. The following example illustrates this phenomenon.

Theorem 4.3 (GDP Simple Hypothesis Test). *For testing $H_0 : \theta = \theta_0$ against $H_1 : \theta = \theta_1$ ($\theta_0 < \theta_1$), if the data likelihood under H_0 and H_1 is $f(\underline{x}; \theta_0)$ and $f(\underline{x}; \theta_1)$ respectively and assume (A.1) and (A.2) for $\ell(x_i; f_{\theta_0}, f_{\theta_1}) = \log(f_{\theta_0}(x_i)/f_{\theta_1}(x_i))$, for all $i \in [n]$. Consider $\mu_{DP}(\underline{\ell}, \epsilon) = \text{GDP-MeanEst}(\underline{\ell}, a, b, \epsilon_q, \epsilon_m, \eta)$ as defined in Definition 3.3, where $\underline{\ell}$ is the vector of $\ell(x_i; f_{\theta_0}, f_{\theta_1})$. Then,*

$$\phi(\underline{x}) := \begin{cases} 1, & \mu_{DP}(\underline{\ell}, \epsilon) > k(n, \epsilon) \\ \gamma, & \mu_{DP}(\underline{\ell}, \epsilon) = k(n, \epsilon) \\ 0, & \mu_{DP}(\underline{\ell}, \epsilon) < k(n, \epsilon) \end{cases},$$

is a level- α test that satisfies ϵ -GDP and has Bahadur ARE(ϕ, ψ) = 1 when $k(n, \epsilon)$ is chosen such that $\mathbb{E}_{\theta_0} \phi = \alpha$.

Proof. To set up the notation for mean, denote $\text{LLR}(\underline{x}; P, Q) = n\bar{\ell}_n$, where $\ell_n = (\ell_1, \dots, \ell_n)$ following the same convention as \underline{x} . Since Assumption (A.1) and (A.2) is posed on $\ell(x_i; f_{\theta_0}, f_{\theta_1})$ for all $i \in [n]$,

$$|\mu_{DP}(\underline{\ell}_n, \epsilon) - \bar{\ell}_n| = \tilde{O}_p\left(\frac{1}{n}\right).$$

By the *Neyman–Pearson Lemma*, we know that

$$\psi(\underline{x}) = \begin{cases} 1, & \bar{\ell}_n > \lambda_n \\ \gamma, & \bar{\ell}_n = \lambda_n \\ 0, & \bar{\ell}_n < \lambda_n \end{cases}$$

is the most powerful level- α test for $H_0 : \theta = \theta_0$ versus $H_1 : \theta = \theta_1$ so that $P_{\theta_0}(\bar{\ell}_n > \lambda_n) = \alpha$, where $\lambda_n = \Lambda/n$. For $\mu_{DP}(\underline{\ell}_n, \epsilon)$, we can similarly construct a private level- α test

$$\phi(\underline{x}) = \begin{cases} 1, & \mu_{DP}(\underline{\ell}, \epsilon) > k(n, \epsilon) \\ \gamma, & \mu_{DP}(\underline{\ell}, \epsilon) = k(n, \epsilon) \\ 0, & \mu_{DP}(\underline{\ell}, \epsilon) < k(n, \epsilon) \end{cases}$$

such that $P_{\theta_0}(\mu_{DP}(\underline{\ell}_n, \epsilon) > k(n, \epsilon)) = \alpha$. By Lemma 3.2, we know that ϕ satisfies ϵ -GDP.

By Theorem 3.4, we have known that $\mu_{DP}(\underline{t}_n, \epsilon)$ and \bar{t}_n have the same limiting distribution. Under the null hypothesis H_0 , we can write that $\sqrt{n}(\bar{t}_n - \theta_0) \rightarrow N(0, \sigma_0^2)$ and hence $\sqrt{n}(\mu_{DP}(\underline{t}_n, \epsilon) - \theta_0) \rightarrow N(0, \sigma_0^2)$. Now, let $T_{1,n} = \mu_{DP}(\underline{t}_n, \epsilon)$, $T_{2,n} = \bar{t}_n$ be two sequences of statistics. Then, for $i = 1, 2$, let $e_i(y) = (y - \theta_0)^2 / \sigma_0^2$ and $\mu_i(\theta) = \theta$, we have

$$\begin{aligned} \frac{-2}{n} \log P_{\theta_0}(T_{i,n} \geq y) &\rightarrow e_i(y) \\ T_{i,n} &\xrightarrow{P_{\theta_0}} \mu_i(\theta), \end{aligned}$$

where the first convergence can be seen from the sub-Gaussian concentration inequality and the second convergence follows from the *law of large numbers*. With the conditions of Theorem 14.22 in Van der Vaart [2000] satisfied, the Bahadur efficiency is

$$\frac{e_1(\mu_1(\theta_1))}{e_2(\mu_2(\theta_1))} = \frac{(\theta_1 - \theta_0)^2 / \sigma_0^2}{(\theta_1 - \theta_0)^2 / \sigma_0^2} = 1.$$

□

Leveraging Theorem 3.4 and Theorem 14.22 in Van der Vaart [2000], Theorem 4.3 shows that $\mu_{DP}(\underline{\ell}; \epsilon)$ satisfies Gaussian differential privacy and attains asymptotic relative efficiency equal to one in the simple-hypothesis setting.

Example B.10. In the Gaussian setting $H_0 : P = N(0, 1)$ and $H_1 : Q = N(\delta, 1)$ with $\delta \neq 0$, the log-likelihood ratio is

$$\ell(x) = \log \frac{p(x)}{q(x)} = -\delta x + \frac{\delta^2}{2},$$

and the KL divergence is $\text{KL}(Q \| P) = \delta^2/2$. Since $\ell(X)$ has unbounded support under both P and Q , any finite clamp $[a, b]$ is nontrivial, and thus Proposition 4.1 yields $\text{ARE}(\text{ncLLR} : \text{LLR}) < 1$.

Theorem 4.4 (GDP One-Sided Hypothesis Test with MLR). *For testing $H_0 : \theta \leq \theta_0$ against $H_1 : \theta > \theta_0$, if $\{f(x; \theta)\}$ has a monotone likelihood ratio in $t(x)$ and assume (A.1) and (A.2) for $t(x)$. Consider $\mu_{DP}(\underline{t}, \epsilon) = \text{GDP-MeanEst}(\underline{t}, a, b, \epsilon_q, \epsilon_m, \eta)$ as defined in Definition 3.3, where $\underline{t} = (t(x_1), \dots, t(x_n))$ is the n -dimensional MLR statistic vector. Then,*

$$\phi(\underline{x}) = \begin{cases} 1, & \mu_{DP}(\underline{t}, \epsilon) > k(n, \epsilon) \\ r, & \mu_{DP}(\underline{t}, \epsilon) = k(n, \epsilon) \\ 0, & \mu_{DP}(\underline{t}, \epsilon) < k(n, \epsilon), \end{cases}$$

is a level- α that satisfies ϵ -GDP and has Pitman $\text{ARE}(\phi, \psi) = 1$ when $k(n, \epsilon)$ is chosen such that $\mathbb{E}_{\theta_0} \phi = \alpha$.

Proof. To set up the notation of mean carefully, the non-private sufficient statistic for data size n is \bar{t}_n and the private counterpart is $\mu_{DP}(\underline{t}_n, \epsilon)$. Since Assumption (A.1) and (A.2) is posed on $t(x_i)$ for all $i \in [n]$,

$$|\mu_{DP}(\underline{t}_n, \epsilon) - \bar{t}_n| = \tilde{O}_p\left(\frac{1}{n}\right).$$

By the *Neyman–Pearson Lemma* and the *Karlin–Rubin Theorem*, we know that

$$\psi(\underline{x}) = \begin{cases} 1, & \bar{t}_n > \lambda_n \\ \gamma, & \bar{t}_n = \lambda_n \\ 0, & \bar{t}_n < \lambda_n \end{cases}$$

is the uniformly most powerful level- α test for $H_0 : \theta \leq \theta_0$ versus $H_1 : \theta > \theta_0$ such that $P_{\theta_0}(\bar{t}_n > \lambda_n) = \alpha$, where $\lambda_n = \Lambda/n$. For $\mu_{DP}(\underline{t}_n, \epsilon)$, we can similarly construct a private level- α test

$$\phi(\underline{x}) = \begin{cases} 1, & \mu_{DP}(\underline{t}_n, \epsilon) > k(n, \epsilon) \\ \gamma, & \mu_{DP}(\underline{t}_n, \epsilon) = k(n, \epsilon) \\ 0, & \mu_{DP}(\underline{t}_n, \epsilon) < k(n, \epsilon) \end{cases}$$

such that $P_{\theta_0}(\mu_{DP}(\underline{t}_n, \epsilon) > k(n, \epsilon)) = \alpha$. By Lemma 3.2, we know that ϕ satisfies ϵ -GDP.

By Theorem 3.4, we have known that $\mu_{DP}(\underline{t}_n, \epsilon)$ and \bar{t}_n have the same limiting distribution. Under the null hypothesis H_1 , we can write that $\sqrt{n}(\bar{t}_n - \theta_0) \rightarrow N(0, \sigma_0^2)$ and hence $\sqrt{n}(\mu_{DP}(\underline{t}_n, \epsilon) - \theta_0) \rightarrow N(0, \sigma_0^2)$. Now, let $\theta_n = \theta_0 + h/\sqrt{n}$ be a real sequence that converges to θ_0 and $T_{1,n} = \mu_{DP}(\underline{t}_n, \epsilon)$, $T_{2,n} = \bar{t}_n$ be two sequences of statistics. Then, for $i = 1, 2$,

$$\frac{\sqrt{n}(T_{i,n} - \theta_n)}{\sigma_{i,n}} \rightarrow N(0, 1),$$

and $\sigma_{i,n} \rightarrow \sigma_0$. With the conditions of Theorem 14.19 in Van der Vaart [2000] satisfied, the Pitman efficiency is

$$\lim_{n \rightarrow \infty} \left(\frac{1/\sigma_{1,n}}{1/\sigma_{2,n}} \right) = 1.$$

□

Leveraging Theorem 3.4 and Theorem 14.19 of Van der Vaart [2000], Theorem 4.4 shows that $\mu_{DP}(\underline{t}; \epsilon)$ satisfies Gaussian differential privacy and attains asymptotic relative efficiency equal to one in the one-sided-hypothesis setting.

The following two lemmas are for the preparation of proving Theorem 4.5.

Lemma B.11. Consider statistical models $\{P_{n,\theta} : \theta \geq \theta_0\}$ such that $\|P_{n,\theta} - P_{n,\theta_0}\| \rightarrow 0$ as $\theta \rightarrow \theta_0$ for every fixed n . Let $T_{1,n}$ and $T_{2,n}$ be sequences of statistics satisfying

$$\frac{\sqrt{n}(T_{i,n} - \mu_i(\theta_n))}{\sigma_i(\theta_n)} \xrightarrow{\theta_n} N(0, 1),$$

for every sequence $|\theta_n - \theta_0| \rightarrow 0$, where the functions μ_i and σ_i satisfy: μ_i is differentiable at θ_0 with $\mu'_i(\theta_0) > 0$ and σ_i is continuous at θ_0 with $\sigma_i(\theta_0) > 0$. Suppose the corresponding two-sided tests reject $H_0 : \theta = \theta_0$ for large values of $|T_{i,n} - m_{i,n}|$, where the centering sequences satisfy $m_{i,n} - \mu_i(\theta_0) = o(1/\sqrt{n})$. Then, for every sequence of local alternatives $|\theta_n - \theta_0| \rightarrow 0$, the Pitman asymptotic relative efficiency of the two test sequences is

$$\text{ARE}(T_{1,n}, T_{2,n}) = \left(\frac{\mu'_1(\theta_0)/\sigma_1(\theta_0)}{\mu'_2(\theta_0)/\sigma_2(\theta_0)} \right)^2,$$

independently of $\alpha > 0$ and $\beta \in (\alpha, 1)$.

Proof. In the first part of Van der Vaart [2000]’s proof, it is shown by contradiction that $n_{\nu,i} \rightarrow \infty$ as $\nu \rightarrow \infty$. The contradiction arises because when $\theta_\nu \rightarrow \theta_0$, any fixed n cannot distinguish P_{n,θ_ν} from P_{n,θ_0} , which can be seen from the fact that for fixed n the sum of the type I and type II probabilities tends to 1, contradicting that it must be bounded above by $\alpha + (1 - \beta) < 1$. The same argument applies in the present two-sided setting.

Once we have established that $n_{\nu,i} \rightarrow \infty$ as $\nu \rightarrow \infty$, the asymptotic normality of the test statistic $T_{i,n}$ applies. Since the limiting distribution is continuous, the minimal sample sizes required to achieve level at most α and power at least

β attain asymptotic level exactly α and asymptotic power exactly β . For the two-sided tests that reject H_0 for large values of $|T_{i,n} - \mu_i(\theta_0)|$, the unbiasedness condition, together with the asymptotic symmetry of the limiting normal distribution around $\mu_i(\theta_0)$, implies that asymptotically the upper and lower tails each carry probability $\alpha/2$ under H_0 . Therefore the asymptotic level- α test rejects the null if

$$\begin{aligned} T_{n_\nu,i} &> \mu_i(\theta_0) + \frac{\sigma_i(\theta_0)z_{\alpha/2}}{\sqrt{n_\nu}} + r_{n_\nu,i}^a =: c_{n_\nu,i}^a, \\ T_{n_\nu,i} &< \mu_i(\theta_0) - \frac{\sigma_i(\theta_0)z_{\alpha/2}}{\sqrt{n_\nu}} + r_{n_\nu,i}^b =: c_{n_\nu,i}^b, \end{aligned}$$

where $r_{n_\nu,i}^a, r_{n_\nu,i}^b = o(1/\sqrt{n_\nu})$. Let $m_{n_\nu,i} = (c_{n_\nu,i}^a + c_{n_\nu,i}^b)/2$, then the test rejects for large values of $|T_{n_\nu,i} - m_{n_\nu,i}|$. While $m_{n_\nu,i}$ may not equal $\mu_i(\theta_0)$, $m_{n_\nu,i} - \mu_i(\theta_0) = (r_{n_\nu,i}^a + r_{n_\nu,i}^b)/2 = o(1/\sqrt{n_\nu})$. Thus, by Slutsky's theorem,

$$\sqrt{n_\nu}(T_{n_\nu,i} - m_{n_\nu,i}) = \sqrt{n_\nu}(T_{n_\nu,i} - \mu_i(\theta_0)) + o(1)$$

so centering at $m_{n_\nu,i}$ or at $\mu_i(\theta_0)$ is asymptotically equivalent. Under the local alternatives $\theta_\nu = \theta_0 + h/\sqrt{n_\nu}$, the LAN expansion yields

$$\sqrt{n_\nu}(T_{n_\nu,i} - \mu_i(\theta_0)) \rightarrow N(h\mu'_i(\theta_0), \sigma_i^2(\theta_0)),$$

so the standardized statistic converges to $N(\lambda_i(h), 1)$, where $\lambda_i(h) = h\mu'_i(\theta_0)/\sigma_i(\theta_0)$. Therefore the local powers of these tests are

$$\beta_{n_\nu,i}(\theta_\nu) = 1 - \Phi\left(z_{\alpha/2} - \sqrt{n_\nu}\theta_\nu \frac{\mu'_i(\theta_0)}{\sigma_i(\theta_0)}\right) + \Phi\left(-z_{\alpha/2} - \sqrt{n_\nu}\theta_\nu \frac{\mu'_i(\theta_0)}{\sigma_i(\theta_0)}\right) + o(1).$$

Define

$$g(\lambda) = 1 - \Phi(z_{\alpha/2} - \lambda) + \Phi(-z_{\alpha/2} - \lambda).$$

Then g is continuous and strictly increasing, so

$$\beta_{n_\nu,i}(\theta_\nu) \rightarrow \beta \iff g\left(\sqrt{n_\nu}\theta_\nu \frac{\mu'_i(\theta_0)}{\sigma_i(\theta_0)}\right) \rightarrow \beta \iff \sqrt{n_\nu}\theta_\nu \frac{\mu'_i(\theta_0)}{\sigma_i(\theta_0)} \rightarrow \lambda_\beta,$$

where λ_β is the unique solution of $g(\lambda_\beta) = \beta$. Squaring both sides gives

$$n_{\nu,i}\theta_\nu^2 \rightarrow \frac{\lambda_\beta^2}{(\mu'_i(\theta_0)/\sigma_i(\theta_0))^2}.$$

Applying this for $i = 1, 2$ and taking the ratio, we obtain

$$\begin{aligned} \lim_{\nu \rightarrow \infty} \frac{n_{\nu,2}}{n_{\nu,1}} &= \frac{\lambda_\beta^2/(\mu'_2(\theta_0)/\sigma_2(\theta_0))^2}{\lambda_\beta^2/(\mu'_1(\theta_0)/\sigma_1(\theta_0))^2} \\ &= \left(\frac{\mu'_1(\theta_0)/\sigma_1(\theta_0)}{\mu'_2(\theta_0)/\sigma_2(\theta_0)}\right)^2, \end{aligned}$$

which is the asserted relative efficiency. \square

Lemma B.12 (Two-sided cutoff proximity). *Let \bar{t}_n be the non-private sufficient statistic and let $\mu_{DP}(\underline{t}_n, \epsilon)$ be its ϵ -GDP private counterpart from $GDP\text{-}MeanEst$ such that $\mu_{DP}(\underline{t}_n, \epsilon) = \bar{t}_n + \Delta_n$ with $\Delta_n = \tilde{O}_p(1/n)$. Let $(\lambda_l(n), \lambda_u(n))$ be the lower and upper cutoffs of the non-private UMPU level- α test based on \bar{t}_n such that*

$$\mathbb{E}_{\theta_0}\psi = \alpha \text{ and } \mathbb{E}_{\theta_0}[\psi t] = \alpha \mathbb{E}_{\theta_0} t,$$

and let $(k_l(n, \epsilon), k_u(n, \epsilon))$ be the corresponding cutoffs of the private level- α test based on $\mu_{DP}(\underline{t}_n, \epsilon)$ such that

$$\mathbb{E}_{\theta_0}[1\{\mu_{DP}(\underline{t}_n, \epsilon) < k_l(n, \epsilon)\}] = \mathbb{E}_{\theta_0}[1\{\mu_{DP}(\underline{t}_n, \epsilon) > k_u(n, \epsilon)\}] = \frac{\alpha}{2} + o(1).$$

Then,

$$k_l(n, \epsilon) - \lambda_l(n) = \tilde{O}(1/n), \quad k_u(n, \epsilon) - \lambda_u(n) = \tilde{O}(1/n).$$

Proof. Let $F_n(y) = P_{\theta_0}(\bar{t}_n \leq y)$ denote the cumulative distribution function of \bar{t}_n under H_0 . By the level- α constraints for the private and non-private tests, $\alpha = P_{\theta_0}(\mu_{DP}(\underline{t}_n, \epsilon) < k_l(n, \epsilon)) + P_{\theta_0}(\mu_{DP}(\underline{t}_n, \epsilon) > k_u(n, \epsilon)) = \mathbb{E}_{\Delta_n}[F_n(k_l(n, \epsilon) - \Delta_n) + 1 - F_n(k_u(n, \epsilon) - \Delta_n)]$, and $\alpha = F_n(\lambda_l(n)) + 1 - F_n(\lambda_u(n))$. Subtracting yields

$$\mathbb{E}_{\Delta_n}[F_n(k_l(n, \epsilon) - \Delta_n) - F_n(k_u(n, \epsilon) - \Delta_n)] - [F_n(\lambda_l(n)) - F_n(\lambda_u(n))] = 0. \quad (22)$$

Applying the mean-value theorem pointwise, $F_n(k_l(n, \epsilon) - \Delta_n) = F_n(k_l(n, \epsilon)) - f_n(\xi_l(n))\Delta_n$, and $F_n(k_u(n, \epsilon) - \Delta_n) = F_n(k_u(n, \epsilon)) - f_n(\xi_u(n))\Delta_n$, for some random $\xi_l(n)$ between $k_l(n, \epsilon) - \Delta_n$ and $k_l(n, \epsilon)$ and similarly for $\xi_u(n)$. Substituting into (22) gives

$$[F_n(k_l(n, \epsilon)) - F_n(\lambda_l(n))] - [F_n(k_u(n, \epsilon)) - F_n(\lambda_u(n))] = [f_n(\xi_l(n)) - f_n(\xi_u(n))] \mathbb{E}(\Delta_n) = \tilde{O}(1/n). \quad (23)$$

Applying the mean-value theorem again to F_n , $F_n(k_l(n, \epsilon)) - F_n(\lambda_l(n)) = f_n(\zeta_l(n))(k_l(n, \epsilon) - \lambda_l(n))$, and $F_n(k_u(n, \epsilon)) - F_n(\lambda_u(n)) = f_n(\zeta_u(n))(k_u(n, \epsilon) - \lambda_u(n))$ for some $\zeta_l(n)$ between $k_l(n, \epsilon)$ and $\lambda_l(n)$ and similarly for $\zeta_u(n)$. Thus (23) becomes

$$f_n(\zeta_l(n))(k_l(n, \epsilon) - \lambda_l(n)) - f_n(\zeta_u(n))(k_u(n, \epsilon) - \lambda_u(n)) = \tilde{O}(1/n). \quad (24)$$

Exact unbiasedness of the UMPU test ψ and asymptotic unbiasedness of the private test ϕ imply that the corresponding unbiasedness moment constraint holds up to a vanishing remainder. In particular,

$$\mathbb{E}_{\theta_0}[(\psi - \phi)\bar{t}_n] = \int_{[k_l(n, \epsilon), \lambda_l(n)] \cup [k_u(n, \epsilon), \lambda_u(n)]} t f_{\theta_0}(t) dt = \tilde{O}(1/n).$$

Applying the mean-value theorem yields

$$g(\varrho_{a,n})(k_l(n, \epsilon) - \lambda_l(n)) + g(\varrho_{b,n})(k_u(n, \epsilon) - \lambda_u(n)) = \tilde{O}(1/n), \quad (25)$$

where $\varrho_{a,n} \in [k_l(n, \epsilon), \lambda_l(n)]$, $\varrho_{b,n} \in [k_u(n, \epsilon), \lambda_u(n)]$, and $g(t) = t f_{\theta_0}(t)$. Equations (24) and (25) form a linear system in $(k_l(n, \epsilon) - \lambda_l(n), k_u(n, \epsilon) - \lambda_u(n))$ with coefficients bounded away from zero. Solving the system yields $k_l(n, \epsilon) - \lambda_l(n) = \tilde{O}(1/n)$ and $k_u(n, \epsilon) - \lambda_u(n) = \tilde{O}(1/n)$ as claimed. \square

Theorem 4.5 (GDP Two-Sided Hypothesis Test with Exponential Family). *For testing $H_0 : \theta = \theta_0$ against $H_1 : \theta \neq \theta_0$, if $\{f(x; \theta)\}$ belongs to a one-parameter exponential family distribution and assume (A.1) and (A.2) for $t(x)$. Consider $\mu_{DP}(\underline{t}, \epsilon) = \text{GDP-MeanEst}(\underline{t}, a, b, \epsilon_q, \epsilon_m, \eta)$ as defined in Definition 3.3, where $\underline{t} = (t(x_1), \dots, t(x_n))$ is the n -dimensional MLR statistic vector. Then,*

$$\phi(\underline{x}) = \begin{cases} 1, & \mu_{DP}(\underline{t}, \epsilon) < k_l(n, \epsilon) \\ 1, & \mu_{DP}(\underline{t}, \epsilon) > k_u(n, \epsilon) \\ r_a, & \mu_{DP}(\underline{t}, \epsilon) = k_l(n, \epsilon) \\ r_b, & \mu_{DP}(\underline{t}, \epsilon) = k_u(n, \epsilon) \\ 0, & k_l(n, \epsilon) \leq \mu_{DP}(\underline{t}, \epsilon) \leq k_u(n, \epsilon) \end{cases} \quad (2)$$

is an asymptotically unbiased level- α test that satisfies ϵ -GDP and has Pitman $ARE(\phi, \psi) = 1$ when $k_l(n, \epsilon)$ and $k_u(n, \epsilon)$ are chosen such that $\mathbb{E}_{\theta_0}[1\{\mu_{DP}(\underline{t}, \epsilon) < k_l(n, \epsilon)\}] = \mathbb{E}_{\theta_0}[1\{\mu_{DP}(\underline{t}, \epsilon) > k_u(n, \epsilon)\}] = \frac{\alpha}{2} + o(1)$.

Proof. We follow the notation in the proof of Theorem 4.4. Let \bar{t}_n denote the non-private sufficient statistic based on n observations, and let $\mu_{DP}(\underline{t}_n, \epsilon)$ be its ϵ -GDP private counterpart. By Assumption (A.1) and (A.2) on the sufficient statistic $t(x_i)$ and Theorem 3.4, we can write $\mu_{DP}(\underline{t}_n, \epsilon) = \bar{t}_n + \Delta_n$ with $\Delta_n = \tilde{O}_p(1/n)$. Let

$$\psi(\underline{x}) = \begin{cases} 1, & \bar{t}_n < \lambda_l(n) \text{ or } \bar{t}_n > \lambda_u(n), \\ \rho_a, & \bar{t}_n = \lambda_l(n), \\ \rho_b, & \bar{t}_n = \lambda_u(n), \\ 0, & \lambda_l(n) \leq \bar{t}_n \leq \lambda_u(n), \end{cases}$$

be the uniformly most powerful unbiased (UMPU) level- α test for $H_0 : \theta = \theta_0$ versus $H_1 : \theta \neq \theta_0$, so that $\mathbb{E}_{\theta_0}\psi = \alpha$ and $\mathbb{E}_{\theta}\psi \geq \alpha$ for all $\theta \neq \theta_0$. Define the private two-sided test

$$\phi(\underline{x}) = \begin{cases} 1, & \mu_{DP}(\underline{t}_n, \epsilon) < k_l(n, \epsilon) \text{ or } \mu_{DP}(\underline{t}_n, \epsilon) > k_u(n, \epsilon), \\ r_a, & \mu_{DP}(\underline{t}_n, \epsilon) = k_l(n, \epsilon), \\ r_b, & \mu_{DP}(\underline{t}_n, \epsilon) = k_u(n, \epsilon), \\ 0, & k_l(n, \epsilon) \leq \mu_{DP}(\underline{t}_n, \epsilon) \leq k_u(n, \epsilon), \end{cases}$$

with $(k_l(n, \epsilon), k_u(n, \epsilon), r_a, r_b)$ chosen such that $\lim_{n \rightarrow \infty} \mathbb{E}_{\theta_0} \phi = \alpha$. By Lemma 3.2, the test ϕ satisfies ϵ -GDP.

Unlike ψ , the test ϕ need not be exactly unbiased in finite samples because its rejection region is defined through the perturbed statistic $\mu_{DP}(t_n, \epsilon) = \bar{t}_n + \Delta_n$. Nevertheless, since $\Delta_n = \tilde{O}_p(1/n)$, the perturbation vanishes on the \sqrt{n} -scale relevant for Pitman local alternatives, and ϕ is asymptotically unbiased in the sense that any bias in its local power expansion (equivalently, any deviation from the derivative-zero condition at θ_0) is of smaller order and does not affect the Pitman efficiency calculation.

Now, we define the centering sequences

$$m_{1,n} := \frac{k_l(n, \epsilon) + k_u(n, \epsilon)}{2}, \quad m_{2,n} := \frac{\lambda_l(n) + \lambda_u(n)}{2}.$$

First, for the UMPU test ψ , exact unbiasedness together with the asymptotic normality (and hence asymptotic symmetry) of \bar{t}_n under H_0 implies that the two-sided rejection region is asymptotically centered at θ_0 , and more precisely that

$$m_{2,n} - \theta_0 = O(1/n).$$

Equivalently, under H_0 one has $\lambda_l(n) = \theta_0 - \sigma_0 z_{\alpha/2}/\sqrt{n} + O(1/n)$ and $\lambda_u(n) = \theta_0 + \sigma_0 z_{\alpha/2}/\sqrt{n} + O(1/n)$, so averaging yields the stated bound. Next, by the cutoff comparison result in Lemma B.12,

$$m_{1,n} - m_{2,n} = \frac{(k_l(n, \epsilon) - \lambda_l(n)) + (k_u(n, \epsilon) - \lambda_u(n))}{2} = \tilde{O}(1/n).$$

Combining the preceding two displays gives, for $i = 1, 2$,

$$m_{i,n} - \theta_0 = \tilde{O}\left(\frac{1}{n}\right), \quad (26)$$

which is exactly the centering condition required to apply Lemma B.11.

We are now ready to conclude the Pitman efficiency. By Theorem 3.4, $\mu_{DP}(t_n, \epsilon)$ and \bar{t}_n have the same limiting distribution. Under H_0 , $\sqrt{n}(\bar{t}_n - \theta_0) \xrightarrow{d} N(0, \sigma_0^2)$ and hence $\sqrt{n}(\mu_{DP}(t_n, \epsilon) - \theta_0) \xrightarrow{d} N(0, \sigma_0^2)$. Let $|\theta_n - \theta_0| = h/\sqrt{n}$ be a sequence of local alternatives and set $T_{1,n} = \mu_{DP}(t_n, \epsilon)$ and $T_{2,n} = \bar{t}_n$. Then, for $i = 1, 2$,

$$\frac{\sqrt{n}(T_{i,n} - \theta_n)}{\sigma_{i,n}} \xrightarrow{d} N(0, 1),$$

and $\sigma_{i,n} \rightarrow \sigma_0$ and by (26) the corresponding two-sided tests reject for large values of $|T_{i,n} - m_{i,n}|$ with $m_{i,n} - \theta_0 = o(1/\sqrt{n})$. Therefore the conditions of Lemma B.11 are satisfied, and the Pitman asymptotic relative efficiency is

$$\lim_{n \rightarrow \infty} \left(\frac{1/\sigma_{1,n}}{1/\sigma_{2,n}} \right)^2 = 1.$$

This completes the proof. \square

Leveraging Lemma B.11, B.12 and Theorem 3.4, Theorem 4.4 shows that $\mu_{DP}(t; \epsilon)$ satisfies Gaussian differential privacy and attains asymptotic relative efficiency equal to one in the two-sided-hypothesis setting.