

The Economics of No-Regret Learning Algorithms *

Jason Hartline

Abstract

A fundamental challenge for modern economics is to understand what happens when actors in an economy are replaced with algorithms. Like rationality has enabled understanding of outcomes of classical economic actors, no-regret can enable the understanding of outcomes of algorithmic actors. This review article covers the classical computer science literature on no-regret algorithms to provide a foundation for an overview of the latest economics research on no-regret algorithms, focusing on the emerging topics of manipulation, statistical inference, and algorithmic collusion.

Keywords: no-regret learning, multi-armed bandit, swap regret, correlated equilibrium, econometrics, Stackelberg equilibrium, manipulation, algorithmic collusion.

1 Introduction

Everything is an algorithm. At a high level, an algorithm takes inputs, processes them, and produces outputs. For a decision maker, inputs might be preferences, signals, and beliefs; while outputs might be actions. For an economy, inputs are actions of individuals and realizations of state variables such as supply, while outputs are outcomes according to the aggregation rule of the economy. Firms and individuals can be thought of as taking actions via algorithms. For example, the algorithm could be Bayes-Nash best response: Bayesian update based on signals, calculate equilibrium strategies of others, and best respond according to that equilibrium. More so, individuals and firms are more often now literally employing computerized algorithms to make these decisions. Perhaps in a repeated game, a computerized algorithm will have inputs according to historical actions and payoffs, and will repeatedly make the next decision. For example, sellers in an online marketplaces such as Airbnb, eBay, Amazon, and Google Ads all employ algorithms. Many of these marketplaces even offer algorithms as products to their participants. Of course the rules of the marketplaces themselves are also governed by algorithms.

The field of algorithms within theoretical computer science aims to make sense of the world through the perspective that everything is an algorithm. For economic scenarios such as the ones mentioned above, this involves integrating central concepts in economics such as game theory, mechanism design, and information design and asking how the theory of algorithms gives new

*Thanks to Michihiro Kandori and the Econometric Society for inviting this review article to the 2025 World Congress of the Econometric Society. Thanks to the participants of the world congress for insightful discussion and questions. Thanks to Nicole Immorlica for discussing the article and providing exceptional recommendations. This review article is appearing in *Advances in Economics and Econometrics: Thirteenth World Congress, Volume 2*.

perspective and understanding. A classic contribution from the mid 2000s is the algorithmic complexity of Nash equilibrium.¹ Under standard assumptions of algorithmic complexity, in general two-player bimatrix games, there is no algorithm that computes a Nash equilibrium in every such game in a reasonable amount of time. Thus, while Nash equilibria are guaranteed to exist in all such games—a key property that has led to their widespread adoption in economic theory—algorithms cannot generally find them. And if algorithms cannot find them, neither can individuals, interacting or not. After all, individuals and groups of individuals are algorithms too (recall, they map inputs to outputs via a process).

The premier venue for interdisciplinary research between economics and computer science is the Association for Computing Machinery’s annual Symposium on Economics and Computation (EC). Top papers from computer science, operations research, and economics regularly appear at EC before journal publication. It is quite impossible in the format of a single Econometric Society World Congress review article to adequately summarize all the activities in this interface. The EC 2025 call for papers lists the following topics (in alphabetical order): agent-based modeling, algorithmic fairness and data privacy, **auctions and pricing**, **behavioral economics and bounded rationality**, blockchain and cryptocurrencies, contract design, crowdsourcing and information elicitation, decision theory, econometrics, **economic aspects of learning algorithms**, economic aspects of neural networks and large language models, **equilibrium analysis and the price of anarchy**, **equilibrium computation and complexity**, fair division, industrial organization, information design, laboratory and field experiments, market design and matching markets, market equilibria, mechanism design, **online algorithms**, **online platforms and applications**, social good and ethics, social choice and voting theory, and social networks and social learning. Instead, this review article will focus on one topic – *the economics of no-regret learning algorithms* – and be somewhat comprehensive. The areas above that include this topic are in bold.

Correlated equilibrium (Aumann, 1974) is a tractable equilibrium notion and corresponds to dynamics of simple “no regret” learning algorithms in repeated games. Correlated equilibrium is a canonical relaxation of Nash equilibrium. While Nash requires the distribution of actions selected by players to be independent, i.e., the joint distribution of play is an outer product, i.e., a rank-one matrix; correlated equilibrium allows any joint distribution of play and requires that each action of each player be in a conditional best response with respect to this joint distribution. In the same bimatrix games where Nash equilibrium is intractable, correlated equilibria can be computed easily by linear programs. Moreover, Foster and Vohra (1997) and Hart and Mas-Colell (2000) show that there are simple learning algorithms that, via repeated interaction, reach correlated equilibrium. In fact, many standard so called “no regret” algorithms from the extensive computer science literature on online learning, i.e., learning from repeated interactions—that are not explicitly designed for strategic scenarios—result in the empirical distribution of play converging to a coarse correlated equilibrium (a further relaxation of correlated equilibrium, Moulin and Vial, 1978). No regret—the condition that after playing a game for a while, a player does not regret the actions they took versus actions from benchmark strategies—is a relaxed notion of rationality that is easy to achieve (via algorithms, Hannan, 1957). It is in a sense a lower bound on rationality, as rational best response also satisfies no regret. Thus, it is well accepted now, in the computer science literature, that the stage-game equilibrium concepts of correlated and coarse correlated equilibrium correspond to computationally and informationally tractable outcomes of strategic interaction.

¹This work was recognized by the Game Theory Society’s 2008 Kalai Prize in Computer Science and Game Theory. See further discussion in Section 5.

This article will review the basic definitions of correlated and coarse correlated equilibrium, the classic algorithms that achieve them in repeated interactions, and some new consequences for economics that arise from these concepts. Specifically, there are two canonical formulations of regret, best-in-hindsight regret and swap regret. For these concepts, the review article highlights the following results:

- Swap regret algorithms result in correlated equilibrium (Foster and Vohra, 1997; Hart and Mas-Colell, 2000), and best-in-hindsight regret algorithms result in coarse correlated equilibrium (e.g., Young, 2004):
- There is a reduction that converts any no best-in-hindsight regret algorithm into a no swap regret algorithm (Blum and Mansour, 2007).
- These concepts differ in their robustness to manipulation in a Stackelberg sense. First, any reasonable learning algorithm against a static Stackelberg leader will learn to best respond, giving the Stackelberg leader and follower (the algorithm) their Stackelberg equilibrium payoffs. Second, no-best-in-hindsight-regret algorithms can be manipulated beyond the Stackelberg payoff (increasing the leader’s payoff), while no-swap-regret algorithms guarantee no improvement on the leader’s Stackelberg payoff (Braverman et al., 2018; Deng et al., 2019).
- The relaxation of Nash equilibrium to no-regret or low-regret outcomes admits methods for structural inference that identify the rationalizable set of preferences and regrets that are consistent with empirical play (Nekipelov et al., 2015).
- Algorithmic collusion (e.g., Calvano et al., 2020) and how to regulate algorithms for collusion can be understood from no-regret guarantees and the non-manipulability of no-swap-regret algorithms (Hartline et al., 2024, 2025).

This overview of no-regret learning algorithms presents the most fundamental methods and results and connects them to the forefront of current research at the interface between computer science and economics. The analysis provided herein focuses on developing the main intuitions, with full proofs of the most fundamental results.

2 Online Learning

Online learning is the problem of making sequential decisions in an unknown and potentially adversarial environment, with the goal of performing nearly as well as the best fixed action in hindsight. The classical online learning model is stateless, in that the actions only affect the payoff in the current rounds and have no effect on payoffs in future rounds. In each of n rounds, a decision maker chooses one of k possible actions, receives a payoff that depends on the chosen action, and then observes the payoffs of all actions. The goal is for an algorithm’s performance to approach that of the best action in hindsight as the number of rounds grows.

The term *online* comes from the area of *online algorithms* which refers to a family of algorithmic problems where the algorithm must make decisions before all of the algorithm’s inputs are revealed.

2.1 Model

Consider a learner repeatedly choosing one of k actions $a \in A$ over n rounds. Let $u_a^i \in [0, h]$ denote the payoff of action a in round i . In each round i :

1. the learner chooses an action a^i ,
2. observes all payoffs $\mathbf{u}^i = (u_1^i, \dots, u_k^i)$, and
3. receives the payoff of the chosen action $u_{a^i}^i$.

The total payoff of the algorithm is

$$\text{ALG}_n = \sum_{i=1}^n u_{a^i}^i,$$

while the total payoff of the best fixed action in hindsight is

$$\text{OPT}_n = \max_a \sum_{i=1}^n u_a^i.$$

The per-round *regret* after n rounds is defined as

$$\text{Regret}_n = \frac{1}{n} [\text{OPT}_n - \text{ALG}_n] = \frac{1}{n} \left[\max_a \sum_{i=1}^n u_a^i - \sum_{i=1}^n u_{a^i}^i \right].$$

An algorithm has *vanishing regret* if on all input sequences; $\mathbf{u}^1, \dots, \mathbf{u}^n$; the regret satisfies $\lim_{n \rightarrow \infty} \text{Regret}_n = 0$.

This framework assumes a worst-case (adversarial) environment, which will later be useful for reductions from more complex learning models. The adversarial model contrasts with the i.i.d. stochastic model where the payoffs in each round are drawn independently and identically, but from an unknown distribution. The adversarial analysis of online learning is especially useful when attempting to develop algorithms for more challenging learning problems. Specifically, the next two sections will give algorithms for such problems via a reduction to the online learning problem solved in this section.

2.2 Follow the Leader, FTL

First, we see that the natural Follow the Leader (FTL) algorithm fails completely in the adversarial environment.

Definition 2.1 (Follow the Leader, FTL). *Let $U_a^i = \sum_{i'=1}^i u_a^{i'}$ be the cumulative payoff of action a up to round i . In each round i , the algorithm chooses $a^i = \arg\max_a U_a^{i-1}$.*

The follow the leader algorithm is, in fact, optimal in the i.i.d. stochastic environment (Hartline et al., 2020). Our focus on the adversarial model is motivated by applications that cannot be captured by the i.i.d. model, and for these applications its failure is significant. The follow the leader algorithm is the one player version of fictitious play. It is also related to the stateless Q-learning algorithm that has been recently studied in the economics literature on algorithmic collusion.

The following example shows that the algorithm fails. Moreover, as established next, the pathology is not just with this algorithm but with any deterministic algorithm. Essentially, learning well against an adversarial online input requires randomization.

Example 2.1. Consider the case of $k = 2$ actions and payoffs, and assume without loss of generality that in the first round that FTL chooses action 1.

Round	1	2	3	4	5	6	...
Action 1	0	1	0	1	0	1	...
Action 2	1/2	0	1	0	1	0	...

On this sequence $\text{OPT}_n \approx n/2$ by choosing either action while $\text{FTL}_n = 0$ by choosing the actions in bold. Thus, the per-round regret of FTL is $\frac{1}{n}[\text{OPT}_n - \text{FTL}_n] \approx 1/2$, which does not vanish with n .

Theorem 2.1. All deterministic online learning algorithms have constant per-round regret in worst case.

Proof. Since the algorithm is deterministic, in each round Nature can adversarially choose the payoff as 0 for the action chosen by the algorithm and payoff 1 to all other actions. With this choice, clearly $\text{ALG}_n = 0$ while $\text{OPT} \geq n/2$ as there must be an action that is not chosen by the algorithm more than half the time. The per-round regret is at least $1/2$. \square

This impossibility result implies that randomization is essential for achieving vanishing regret in the adversarial model.

2.3 Learning Algorithms

A natural approach is to replace maximum with a soft-max: multiplicatively increase (resp. decrease) the probability of choosing actions with high (respectively low) past payoffs. The resulting algorithm is known as *exponential weights*, *multiplicative weights update*, and *Hedge* and originated in Littlestone and Warmuth (1994) and Freund and Schapire (1997).

Definition 2.2 (Exponential Weights, EW). Let $\epsilon > 0$ denote the learning rate. In round i , define $U_a^{i-1} = \sum_{i'=1}^{i-1} u_a^{i'}$ and choose action a with probability

$$\alpha_a^i = \frac{(1 + \epsilon)^{U_a^{i-1}/h}}{\sum_{j'} (1 + \epsilon)^{U_{j'}^{i-1}/h}}.$$

Example 2.2. For $\epsilon = 1$ and $u_a^i \in \{0, 1\}$, Exponential Weights doubles the weight of an action whenever it achieves payoff 1. For the following payoffs (left), Exponential Weights calculates the weights (center) and action selection probabilities (right) as follows:

Round i	1	2	3	4	Round i	1	2	3	4	Round i	1	2	3	4
u_1^i	1	1	0	0	$2^{U_1^{i-1}}$	1	2	4	4	α_1^i	1/2	2/3	4/5	2/3
u_2^i	0	0	1	1	$2^{U_2^{i-1}}$	1	1	1	2	α_2^i	1/2	1/3	1/5	1/3

The total expected payoff of Exponential Weights is given by the dot product of all values and probabilities. In this example: $1/2 + 2/3 + 1/5 + 1/3 = 1.7$.

The following theorem and corollary show that Exponential Weights has vanishing best-in-hindsight regret.

Theorem 2.2. *For payoffs in $[0, h]$, k actions, and learning rate ϵ :*

$$\mathbb{E}[\text{EW}] \geq (1 - \epsilon) \text{OPT} - \frac{h}{\epsilon} \ln k.$$

Small ϵ slows adaptation to data, making the algorithm more stable to adversarial noise but slower to learn good actions; large ϵ yields rapid adjustment but higher sensitivity to adversarial noise. This tradeoff can be better understood by comparing the performance of Exponential Weights on the extreme input of Example 2.1 and the extreme input given by the constant input $\mathbf{u}^i = (1, 0)$ for all rounds i .

Corollary 2.1. *For n rounds with payoffs in $[0, h]$, choosing $\epsilon = \sqrt{(\ln k)/n}$ yields*

$$\mathbb{E}[\text{Regret}(\text{EW})] \leq 2h \sqrt{\frac{\ln k}{n}}.$$

Proof. Since $\text{OPT} \leq hn$, Theorem 2.2 gives $\mathbb{E}[\text{EW}] \geq \text{OPT} - \epsilon hn - \frac{h}{\epsilon} \ln k$. Balancing the error terms via $\epsilon hn = \frac{h}{\epsilon} \ln k$ yields $\epsilon = \sqrt{(\ln k)/n}$ and the bound $2h \sqrt{(\ln k)/n}$. \square

From Corollary 2.1, it is evident that a slower learning rate is beneficial when the number of rounds n is large, whereas a faster one is beneficial when the number of actions k is large. The proof of Theorem 2.2 follows from algebraic manipulations and inequalities that, though simple, do not afford clear intuition. The remainder of the section will present a different algorithm that affords more intuition.

2.4 An upper-bound: Be the Leader

A standard approach in developing approximately optimal algorithms is to (a) identify a benchmark that upper bounds the optimal performance and (b) follow the intuition of the benchmark to develop an algorithm with provably similar performance. In the following definition, Be the Leader (BTL) is a benchmark, not an implementable algorithm.

Definition 2.3 (Be the Leader, BTL). *The be-the-leader benchmark chooses, at each round i , the action that would be optimal after observing round i : $a^i = \arg\max_a U_a^i$.*

The subsequent example and theorem show that BTL upper bounds the best-in-hindsight performance OPT. See Figure 2.1.

Example 2.3. *For two actions with payoffs*

	1	2	3	4
Action 1	0.4	0.3	0.3	1.0
Action 2	0.2	0.2	1.0	0.2

the cumulative performances after each round are $(0.4, 0.7, 1.7, 2.7)$ for BTL and $(0.4, 0.7, 1.4, 2.0)$ for OPT. BTL takes action 1 in rounds 1, 2, and 4 and obtains the full payoff from those rounds, denoted as btl^i for round i . OPT switches to track the leader in these rounds, but only obtains the marginal increase in the cumulative performance, denoted as opt^i in round i .

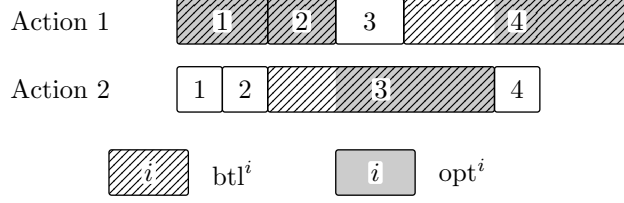


Figure 2.1: Illustration of Example 2.3 and Theorem 2.3. Payoff for each of the actions are depicted as the width of rectangles numbered by their round. In each round i , the payoffs btl^i selected by BTL are striped, the payoffs opt^i accumulated by OPT are shaded gray, and we have $\text{btl}^i \geq \text{opt}^i$.

Theorem 2.3. $\text{BTL} \geq \text{OPT}$.

Proof. Let OPT^i denote the best-in-hindsight value after i rounds, and $\text{opt}^i = \text{OPT}^i - \text{OPT}^{i-1}$. I.e., opt^i equals the change in the leaders' cumulative payoffs before and after round i . Similarly define BTL^i and btl^i where btl^i is the full payoff that the leader receives in round i . Thus, $\text{btl}^i \geq \text{opt}^i$ for all i . Summing over all rounds gives $\text{BTL} \geq \text{OPT}$. \square

Intuitively, BTL is unimplementable in the online learning model because it requires foresight, while FTL is implementable but can perform poorly due to adversarial noise. To connect the two, we introduce random perturbations to smooth out the noise.

2.5 Perturbed Follow the Leader, PFTL

We now design an algorithm that approximates the unattainable BTL upper bound. The *Perturbed Follow the Leader* (PFTL) algorithm randomizes initial values to break ties and stabilize learning. The analysis presented here is from Kalai and Vempala (2005).

Definition 2.4 (Perturbed Follow the Leader, PFTL). *Fix a learning rate $\epsilon > 0$. For each action a , hallucinate an initial payoff $u_a^0 = h \times Z_a$, where Z_a is the number of consecutive tails obtained by flipping an ϵ -biased coin (a geometric random variable). Let $U_a^i = \sum_{i'=1}^i u_a^{i'}$. In each round i , choose*

$$a^i = \arg\max_a (u_a^0 + U_a^{i-1}).$$

Example 2.4. *Revisiting Example 2.1 with PFTL:*

	0	1	2	3	4	5	6	...
Action 1	2	0	1	0	1	0	1	...
Action 2	3	1/2	0	1	0	1	0	...

The bold payoffs are selected by PFTL for the round 0 perturbation shown. On average over the perturbations, about half the time PFTL selects the bold payoffs and half the time it selects the other payoffs; on average its payoff is about $n/2$. Thus, $\text{PFTL} \approx n/2$. Of course, $\text{OPT} \approx n/2$ as well.

Theorem 2.4. *For payoffs in $[0, h]$,*

$$\mathbb{E}[\text{PFTL}] \geq (1 - \epsilon) \text{OPT} - \frac{h}{\epsilon} (1 + \ln k).$$

Corollary 2.2. For n rounds and payoffs in $[0, h]$, tuning $\epsilon = \sqrt{(1 + \ln k)/n}$ gives

$$\mathbb{E}[\text{Regret}(\text{PFTL})] \leq 2h\sqrt{\frac{1 + \ln k}{n}}.$$

Proof. The argument is the same as for Corollary 2.1. \square

Many distributions can be used to perturb the scores in PFTL;² the geometric distribution is especially convenient because it is memoryless. Specifically, for any integer ℓ , a geometric random variable X satisfies $\mathbb{E}[X \mid X \geq \ell] = \ell + \mathbb{E}[X]$.

Lemma 2.1 (Maximum of geometric variables.). *Let X_1, \dots, X_k be independent geometric random variables with parameter ϵ . Then $\mathbb{E}[\max_i X_i] \leq \frac{1+\ln k}{\epsilon}$.*

Proof. If we flip coins of each of the k geometric distributions in parallel rounds, then in each round we expect an ϵ fraction of the k coins to succeed (*Heads*; and $1 - \epsilon$ fraction remain). The expected number of rounds until there are at most one left is at most $\log_{1/(1-\epsilon)} k$ —by induction and Jensens’ inequality—and the final one lasts $1/\epsilon$ rounds in expectation giving a total of $\frac{1+\ln k}{\epsilon}$. \square

2.6 Analysis of PFTL

Our strategy for analysis of PFTL will be to introduce Perturbed Be The Leader (PBTL). PBTL is the same as PFTL, except that round i payoffs are included in the cumulative scores, i.e., $a^i = \text{argmax}_a (u_a^0 + U_a^i)$. We will (a) relate PFTL and PBTL via a stability lemma and (b) relate PBTL to OPT via a small perturbation lemma and Theorem 2.3.

Lemma 2.2 (Stability). $\mathbb{E}[\text{PFTL}] \geq (1 - \epsilon)\mathbb{E}[\text{PBTL}]$.

Lemma 2.3 (Small perturbation). $\mathbb{E}[\text{PBTL}] \geq \text{OPT} - \frac{h}{\epsilon}(1 + \ln k)$.

Proof of Lemma 2.2. Couple PFTL and PBTL under the same random perturbations and break ties consistently. For each round i , begin with the unperturbed scores and place a coin on each action (See Figure 2.2a), then add perturbations as follows: pick the action with the lowest total score; flip its coin; if *Tails* (probability $1 - \epsilon$), add h to its score, otherwise discard it (on *Heads*); repeat until only one action a^* remains (See Figure 2.2b). Flip a^* ’s coin. If it lands *Tails* (with probability $1 - \epsilon$), then the best action’s score exceeds the second-best by more than h , so both PFTL and PBTL choose the same action. Hence, conditioned on the action of PBTL, PFTL agrees with PBTL with probability at least $1 - \epsilon$; and otherwise PFTL ≥ 0 . The lemma follows by linearity of expectation. \square

Proof of Lemma 2.3. Let $\text{MAXPTRB} = \max_a u_a^0$ denote the maximum hallucinated perturbation. The same argument as for Theorem 2.3 shows that $\text{PBTL} + \text{MAXPTRB} \geq \text{OPT}$: consider the round 0 payoffs as real payoffs and then note that OPT without the hallucinations is less than OPT with the hallucinations. Rearrange as $\text{PBTL} \geq \text{OPT} - \text{MAXPTRB}$, take expectations, and apply Lemma 2.1 to get the desired bound. \square

²In fact the exponential weights algorithm is equivalent to a variant of PFTL with Gumbel perturbations.

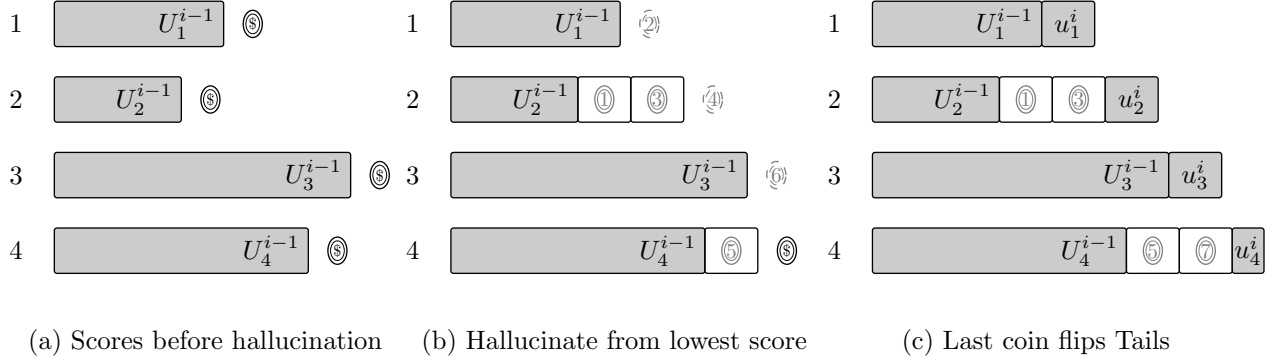


Figure 2.2: The coupling argument of Lemma 2.2 depicted. The coin flips depicted in the center figure are *Tails*; *Heads*; *Tails*; *Heads*; *Tails*; *Heads* (as numbered 1–6 in the figure). Coins that flip *Heads* are dashed gray. The coin flip in the right figure is *Tails* (numbered 7). Depicted on the right, for these coin flips in round $i = 4$, PFTL and PBTL obtain the same payoff.

Combining Lemmas 2.2 and 2.3 yields Theorem 2.4, establishing that PFTL achieves the same asymptotic regret rate as Exponential Weights. Stability (Lemma 2.2) gives robustness to adversarial noise and small perturbation (Lemma 2.3) means the algorithm learns to track the best action quickly.

Note: the formal definition of Perturbed Follow the Leader (Definition 2.4) randomizes only before making any decisions. For this definition, the vanishing-regret analysis above holds on any input that is fixed in advance. When employing this algorithm in games as discussed in later sections, we will prefer a bound that holds against adaptive input sequences. It is easy to see from the analysis above that, on such inputs the same bound can be proved for a version of the algorithm that re-randomizes the hallucination in each round.

3 (Online) Multi-Armed Bandit Learning

Multi-armed bandit learning extends online learning to the setting of *partial feedback*. Whereas in full-feedback online learning the learner observes the payoffs of all actions after each round, in the bandit setting the learner only observes the payoff of the action played. This informational restriction creates a fundamental tradeoff between *exploration* (learning about uncertain actions) and *exploitation* (playing the best-known action).

3.1 Model

Consider k actions A and n rounds. Let $u_a^i \in [0, h]$ denote the payoff of action a in round i . In each round, the learner:

1. chooses an action a^i ,
2. observes the realized payoff $u_{a^i}^i$, and
3. receives that payoff.

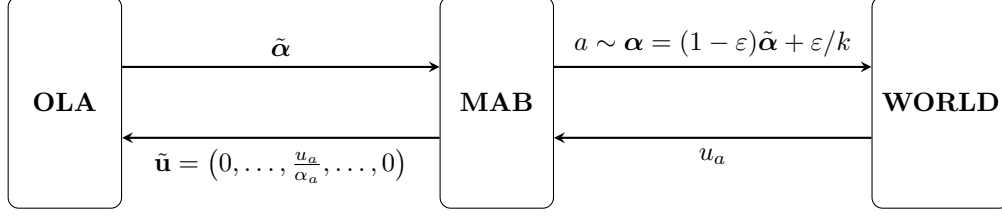


Figure 3.1: Reduction from multi-armed bandit learning to full-feedback online learning.

The total payoff is $\text{ALG}_n = \sum_{i=1}^n u_{a^i}^i$.

Identically to the online learning problem, the objective remains to achieve vanishing regret against best fixed action in hindsight, $\text{OPT}_n = \max_a \sum_{i=1}^n u_a^i$. The difference between the online learning model of Section 2 and the multi-armed bandit model is that in the latter only $u_{a^i}^i$ is observed in each round; the learner does not see the other u_a^i for $a \neq a^i$. Hence, if an action a is not played, its quality cannot be directly assessed.

It will be useful to have explicit notation for the probability distribution over actions of the algorithm. Let $\alpha^i = (\alpha_1^i, \dots, \alpha_k^i)$ denote the vector of probabilities used to sample an action in round i . The learner draws $a^i \sim \alpha^i$. On payoffs $\mathbf{u}^i = (u_1^i, \dots, u_k^i)$ the learner obtains expected payoff $\mathbb{E}[u_{a^i}^i] = \sum_a u_a^i \alpha_a^i = \mathbf{u}^i \cdot \alpha^i$ where $\mathbf{u}^i \cdot \alpha^i$ is the vector dot product.

3.2 Reduction to Full-Feedback Learning

We will *reduce* the partial-feedback bandit setting to the full-feedback online learning setting. In this reduction the multi-armed bandit algorithm (henceforth MAB) will interact with an online learning algorithm (henceforth OLA). The OLA will recommend actions. The multi-armed bandit algorithm will choose an action that may or may not be what the OLA recommended. The multi-armed bandit algorithm will learn the payoff of the chosen action. It will then have to construct a full vector of payoffs, one for each action, to feed into the OLA. This structure is depicted in Figure 3.1. The key difficulty of what to input into the OLA for actions that are not played will be solved by producing unbiased estimates of the payoffs of all actions.

3.2.1 Propensity Scoring

We must specify what payoff vector to report to the underlying full-feedback algorithm. Let $\tilde{\mathbf{u}}^i$ denote the reported (estimated) payoff vector. The goal is to ensure that $\tilde{\mathbf{u}}^i$ is an unbiased estimator of the true payoff vector \mathbf{u}^i . This technique, known as *propensity scoring*, scales the observed payoff inversely by its sampling probability and records a score of zero for unobserved payoffs.

Definition 3.1 (Propensity Scores). *For distribution α^i over realized actions a^i , the propensity score is the vector of estimates $\tilde{\mathbf{u}}^i$ of true payoffs $\mathbf{u}^i = (u_1^i, \dots, u_k^i)$ defined as*

$$\tilde{u}_a^i = \begin{cases} u_a^i / \alpha_a^i & \text{if } a = a^i, \\ 0 & \text{otherwise.} \end{cases}$$

Lemma 3.1. *The propensity score $\tilde{\mathbf{u}}^i$ is an unbiased estimator of the true payoff \mathbf{u}^i , i.e. $\mathbb{E}[\tilde{\mathbf{u}}^i] = \mathbf{u}^i$.*

Proof. For each action a ,

$$\begin{aligned}\mathbb{E}[\tilde{u}_a^i] &= \mathbb{E}[\tilde{u}_a^i \mid a^i = a] \Pr[a^i = a] + \mathbb{E}[\tilde{u}_a^i \mid a^i \neq a] \Pr[a^i \neq a] \\ &= \frac{u_a^i}{\alpha_a^i} \alpha_a^i + 0(1 - \alpha_a^i) = u_a^i.\end{aligned}$$

Applying this equality to all actions a gives $\mathbb{E}[\tilde{\mathbf{u}}^i] = \mathbf{u}^i$. \square

In the reduction following Figure 3.1, the propensity scores $\tilde{\mathbf{u}}^i$ will be used as input to the online learning algorithm. Intuitively, an online learning algorithm that obtains good performance against the best-in-hindsight action is also able to do so when it only has access to unbiased estimates. Indeed, this result will be shown in the subsequent analysis.

3.2.2 Bounding the Effective Payoff Range

The performance of the online learning algorithm OLA depends on the range of payoffs it receives. (Recall Theorem 2.2.) Denote this range $[1, \tilde{h}]$. Using the propensity scores, the non-zero inputs to the online learning algorithm are $\tilde{u}_a^i = u_a^i/\alpha_a^i$. Note that rare actions, with small α_a^i , can produce large estimated payoffs. The range of these payoffs is bounded by $\tilde{h} = \max_{i,a} u_a^i/\alpha_a^i$. If the probabilities α_a^i are not bounded away from zero, \tilde{h} may be arbitrarily large, and the regret bounds of the underlying algorithm become vacuous.

Fortunately, our multi-armed bandit algorithm is free to pick the probabilities and it can ensure they do not get too small. The most straightforward approach to ensuring these probabilities are not too small is to require a minimal probability ϵ of exploring a random one of the k actions. Such random exploration would give a lower bound on the probability of taking each action a of $\alpha_a^i \geq \epsilon/k$.

Lemma 3.2. *For payoffs $u_a^i \in [0, h]$, if $\alpha_a^i \geq \epsilon/k$ for all i, a , then $\tilde{u}_a^i \leq \tilde{h} = kh/\epsilon$.*

Proof. Since $u_a^i \leq h$, we have $\tilde{u}_a^i = u_a^i/\alpha_a^i \leq h/\epsilon/k = kh/\epsilon$. \square

The tradeoff is clear: ensuring sufficient exploration (large ϵ) keeps \tilde{h} small, while excessive exploration reduces the payoff from exploitation.

3.2.3 Reduction Algorithm

We can now combine unbiased estimation with minimal exploration. The following reduction converts any full-feedback online learning algorithm (OLA) into a multi-armed bandit algorithm (MAB). Applying this reduction to the Exponential Weights algorithm gives a variant of the *Exp3* algorithm of Auer et al. (2002). In the reduction, the learning rate and the exploration probability are equated at ϵ .

Definition 3.2 (Reduction from MAB to OLA). *In each round i :*

1. Obtain probabilities $\tilde{\alpha}^i$ from OLA.
2. Define the actual sampling probabilities α^i as

$$\alpha_a^i = (1 - \epsilon) \tilde{\alpha}_a^i + \epsilon/k.$$

3. Draw an action $a^i \sim \alpha^i$ and receive payoff $u_{a^i}^i$.

4. Report the estimated payoff vector $\tilde{\mathbf{u}}^i$ to OLA as

$$\tilde{u}_a^i = \begin{cases} u_a^i / \alpha_a^i & \text{if } a = a^i, \\ 0 & \text{otherwise.} \end{cases}$$

Theorem 3.1. *Suppose the online learning algorithm OLA on payoffs in $[0, \tilde{h}]$ guarantees:*

$$\mathbb{E}[\text{OLA}] \geq (1 - \epsilon) \widetilde{\text{OPT}} - \frac{\tilde{h}}{\epsilon} \ln k.$$

Then, for payoffs in $[0, h]$, the reduced multi-armed bandit algorithm satisfies

$$\mathbb{E}[\text{MAB}] \geq (1 - 2\epsilon) \text{OPT} - \frac{h k}{\epsilon^2} \ln k.$$

Intuitively, by Lemma 3.1, the estimated payoffs are unbiased. Using Lemma 3.2, payoffs are bounded by $\tilde{h} = kh/\epsilon$ which plugs into the second term of the regret bound. Since we only follow the OLA with probability $1 - \epsilon$ we lose an additional $(1 - \epsilon)$ on the entire bound and the $(1 - \epsilon) \text{OPT}$ we would get if we always followed OLA degrades to $(1 - \epsilon)^2 \text{OPT}$ which is more convenient to lower bound as $(1 - 2\epsilon) \text{OPT}$. The formal proof given next will ensure our intuition about the unbiased estimates is correct.

We can solve for the optimal learning and exploring rate ϵ and plug in the Exponential Weights algorithm to obtain the following corollary. This combined algorithm is a variant of Exp3, the Exponential-weights algorithm for Exploration and Exploitation. The regret bound of the corollary is improved to $2.63 h \sqrt{\frac{k}{n} \ln k}$ in the direct analysis of Auer et al. (2002)—which applies a better bound on the variance of the unbiased estimates, sets the learning and exploration rates differently, and achieves the optimal statistical dependence on the number of rounds n .

Corollary 3.1. *For payoffs in $[0, h]$, by setting $\epsilon = \sqrt[3]{\frac{k}{n} \ln k}$ the multi-armed bandit algorithm based on exponential weights (Exp3) satisfies vanishing per-round regret*

$$\text{Regret}_n \leq 3h \sqrt[3]{\frac{k}{n} \ln k}.$$

We complete the section with the formal proof of Theorem 3.1.

Proof of Theorem 3.1. This analysis applies the guarantee of the online learning algorithm (OLA) on its input, which is the estimated payoffs, to derive a guarantee for the multi-armed bandit algorithm (MAB) on the true payoffs. Let $\tilde{r} = \tilde{h}/\epsilon \ln k$ be the additive loss on the estimated payoffs and let $a^* = \arg\max_a \sum_i u_a^i$ denote the best fixed action in hindsight on the true payoffs. By the assumption of the theorem statement, the full-feedback algorithm OLA ensures for any input $\tilde{\mathbf{u}}^1, \dots, \tilde{\mathbf{u}}^n$ and an arbitrary action a^* (while a^* is the optimal action for the true payoffs, it is an arbitrary action for the estimated payoffs):

$$\text{OLA} = \sum_i \tilde{\alpha}^i \cdot \tilde{\mathbf{u}}^i \geq (1 - \epsilon) \sum_i \tilde{u}_{a^*}^i - \tilde{r}$$

Taking expectations of both sides, we have:

$$\begin{aligned}
\mathbb{E}_{\tilde{\alpha}, \tilde{\mathbf{u}}}[\text{OLA}] &= \sum_i \mathbb{E}_{\tilde{\alpha}, \tilde{\mathbf{u}}}[\tilde{\alpha}^i \cdot \tilde{\mathbf{u}}^i] \geq (1 - \epsilon) \sum_i \mathbb{E}_{\tilde{\mathbf{u}}}[\tilde{u}_{a^*}^i] - \tilde{r} \\
&\quad \parallel \quad \parallel \\
&= \sum_i \mathbb{E}_{\tilde{\alpha}}[\tilde{\alpha}^i \cdot \mathbf{u}^i] \geq (1 - \epsilon) \sum_i u_{a^*}^i - \tilde{r}.
\end{aligned} \tag{1}$$

The equalities between the two lines follow from $\tilde{\mathbf{u}}^i$ being an unbiased estimator of \mathbf{u}^i , even when conditioned on $\tilde{\alpha}^i$, i.e., $\mathbb{E}_{\tilde{\mathbf{u}}^i, \tilde{\alpha}^i}[\tilde{\mathbf{u}}^i \mid \tilde{\alpha}^i] = \mathbf{u}^i$.

The multi-armed bandit algorithm satisfies,

$$\begin{aligned}
\mathbb{E}[\text{MAB}] &= \sum_i \mathbb{E}[\alpha^i \cdot \mathbf{u}^i] = (1 - \epsilon) \sum_i \mathbb{E}[\tilde{\alpha}^i \cdot \mathbf{u}^i] + \frac{\epsilon}{k} \sum_{i,a} u_a^i \\
&\geq (1 - \epsilon) \sum_i \mathbb{E}[\tilde{\alpha}^i \cdot \mathbf{u}^i].
\end{aligned} \tag{2}$$

Combine inequalities (1) and (2) with $(1 - \epsilon)^2 \geq (1 - 2\epsilon)$ and $\tilde{r} = \frac{\tilde{h}}{\epsilon} \ln k = \frac{hk}{\epsilon^2} \ln k$:

$$\mathbb{E}[\text{MAB}] \geq (1 - 2\epsilon) \text{OPT} - \tilde{r} = (1 - 2\epsilon) \text{OPT} - \frac{hk}{\epsilon^2} \ln k. \quad \square$$

Notice that the adversarial bound of OLA was crucial for this reduction. Even if the original payoffs of the multi-armed bandit problem are i.i.d. across rounds, the unbiased estimates are not. Thus, the guarantee of an online learning algorithm for the i.i.d. model cannot be extended to the multi-armed bandit setting by this proof.

4 Swap Regret

The goal in this section is to extend the analysis of (full feedback) online learning algorithms from minimizing best-in-hindsight regret (also called external regret) to minimizing *swap regret* (also called internal regret). Swap regret considers the total improvement from considering each action, looking at the rounds in which the action is used, swapping it with the best action in hindsight for these rounds. As we will see in subsequent sections, vanishing swap regret algorithms have important economics properties. This section will return to the full feedback model of Section 2 and follow the analysis of Blum and Mansour (2007); however, the reduction of this section can also be combined with the reduction of Section 3 to give a vanishing swap regret algorithm for the partial feedback model.

Swap regret minimization affords the following intuition (Camara et al., 2020). A learner using different actions in different rounds reveals the timing of payoff-relevant information resulting in this distinct choice of actions. Vanishing swap regret requires that the learner has fully optimized with respect to this revealed information.

4.1 Model

Following the model of Section 2, an online learning algorithm chooses, in each round $i = 1, \dots, n$, a mixed strategy $\alpha^i \in \Delta_k$, where α_a^i is the probability that the algorithm picks action a in round i and Δ_k is the set of distributions over actions $\{1, \dots, k\}$. Let $\mathbf{u}^i \in [0, h]^k$ denote the realized payoff vector in round i .

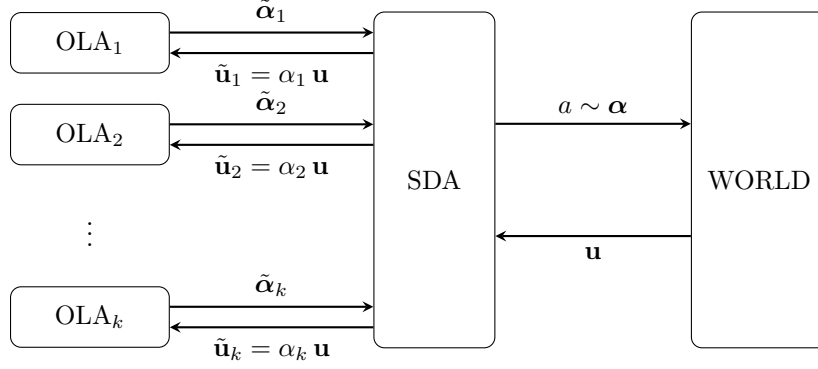


Figure 4.1: Reduction from swap regret to best-in-hindsight regret.

Definition 4.1 (Best-in-hindsight Regret). *An algorithm has best-in-hindsight regret at most r over n rounds if, for all deviation actions $a \in \{1, \dots, k\}$,*

$$\text{ALG} = \sum_{i=1}^n \alpha^i \cdot \mathbf{u}^i \geq \sum_{i=1}^n u_a^i - rn.$$

Definition 4.2 (Swap Regret). *An algorithm has swap regret at most r over n rounds if, for any function $f : \{1, \dots, k\} \rightarrow \{1, \dots, k\}$ representing a deviation rule,*

$$\text{ALG} = \sum_{i=1}^n \alpha^i \cdot \mathbf{u}^i \geq \sum_{i=1}^n \sum_{a=1}^k \alpha_a^i u_{f(a)}^i - rn.$$

For a fixed input, swap regret compares to what would have happened had the learner consistently replaced each of its actions a with some alternative $f(a)$. Clearly, minimizing swap regret is a stronger condition than minimizing best-in-hindsight regret. Thus, algorithms with vanishing swap regret also have vanishing best-in-hindsight regret.

4.2 Reduction from Swap Regret to Best-in-hindsight Regret

Recall, an important feature of the worst-case online learning model is that more complex regret minimization problems, such as swap regret minimization, can be reduced to best-in-hindsight regret minimization. Again, this reduction does not hold under stochastic (i.i.d.) assumptions, highlighting the relevance of the worst-case model. The reduction proceeds by maintaining one best-in-hindsight algorithm for each action and combining them through a stationary mixing rule that ensures consistency between the probability of delegating to an algorithm a to choose an action and the probability that action a is chosen (see Figure 4.1).

A Markov chain on k states is given by k vectors of transition probabilities $\tilde{\alpha}_1, \dots, \tilde{\alpha}_k$ which can be organized in rows of a row-stochastic matrix \tilde{A} . Every finite Markov chain has at least one stationary distribution $\alpha \in \Delta_k$ which can be viewed as a row vector and satisfies $\alpha \tilde{A} = \alpha$. In other words, if we start with probabilities given by α and we take one transition through \tilde{A} , the resulting distribution over states is again α . Note, a stationary distribution α is also a principal eigenvector of \tilde{A} , i.e., an eigenvector with eigenvalue equal to 1. With such an α , we have $(\alpha \tilde{A})_a = \sum_{\ell} \alpha_{\ell} \tilde{A}_{\ell a} = \alpha_a$.

4.3 Stationary Delegation Algorithm

For learning with k actions, the Stationary Delegation algorithm (SDA) achieves low swap regret by delegating the decision to one of a set of k best-in-hindsight algorithms. When delegated to, algorithm OLA_a decides what action to take and observes the payoffs of all actions (in expectation over the delegation decision). These algorithms are identical, but their inputs are different, and thus, they will generally make distinct recommendations.

Definition 4.3 (Stationary Delegation Algorithm, SDA). *Instantiate k best-in-hindsight algorithms $\text{OLA}_1, \dots, \text{OLA}_k$. In round i :*

1. *Each algorithm OLA_a recommends a mixed strategy $\tilde{\alpha}_a^i \in \Delta_k$, and we collect these as the rows of the matrix:*

$$\tilde{A}^i = \begin{bmatrix} \text{---} \tilde{\alpha}_1^i \text{---} \\ \vdots \\ \text{---} \tilde{\alpha}_k^i \text{---} \end{bmatrix}$$

2. *Let α^i be the stationary distribution of \tilde{A}^i , satisfying $\alpha^i \tilde{A}^i = \alpha^i$.*
3. *The algorithm chooses an action by sampling $a^i \sim \alpha^i$. Equivalently, it first selects algorithm a with probability α_a^i and then selects an action according to $\tilde{\alpha}_a^i$.*
4. *Input payoffs $\tilde{\mathbf{u}}_a^i = \alpha_a^i \mathbf{u}^i$ to each algorithm OLA_a .*

Theorem 4.1. *If each base algorithm OLA_a guarantees best-in-hindsight regret at most r , then the SDA algorithm achieves swap regret at most kr . That is, for all swap functions $f : \{1, \dots, k\} \rightarrow \{1, \dots, k\}$,*

$$\frac{1}{n} \sum_{i=1}^n \alpha^i \cdot \mathbf{u}^i \geq \frac{1}{n} \sum_{i=1}^n \sum_{a=1}^k \alpha_a^i v_{f(a)}^i - kr.$$

Proof. For any a and $f(a)$, each base algorithm OLA_a satisfies

$$\sum_{i=1}^n \alpha_a^i (\tilde{\alpha}_a^i \cdot \mathbf{u}^i) \geq \sum_{i=1}^n \alpha_a^i v_{f(a)}^i - rn. \quad (3)$$

Summing the left-hand side over all a gives

$$\sum_{i=1}^n \sum_{a=1}^k \alpha_a^i (\tilde{\alpha}_a^i \cdot \mathbf{u}^i) = \sum_{i=1}^n (\alpha^i \tilde{A}^i) \cdot \mathbf{u}^i = \sum_{i=1}^n \alpha^i \cdot \mathbf{u}^i,$$

where the last equality holds because α^i is the stationary distribution of \tilde{A}^i . Thus, summing both sides of inequality (3) over a yields

$$\sum_{i=1}^n \alpha^i \cdot \mathbf{u}^i \geq \sum_{i=1}^n \sum_{a=1}^k \alpha_a^i v_{f(a)}^i - krn,$$

and proves the theorem. □

Combining Theorem 4.1 with Theorem 2.2 gives the following corollary. Though we will not give the details, it is possible to improve this corollary to obtain a swap regret bound of $2h\sqrt{\frac{k \ln k}{n}}$, i.e., moving the k inside the square-root. This improvement follows from instantiating the reduction with best-in-hindsight learning algorithms that obtain the optimal regret bound without knowledge of the time horizon n . In fact, both Perturbed Follow the Leader and Exponential Weights can be modified to satisfy this condition.

Corollary 4.1. *The SDA reduction instantiated with Exponential Weights as the online learning algorithm achieves per-round swap regret at most $2kh\sqrt{\frac{\ln k}{n}}$.*

5 Learning in Repeated Games

A repeated game is one where a stage game is repeated many times. A standard question of learning in games is whether there are natural procedures by which players playing in a repeated game with initially unknown payoffs will eventually learn to play an equilibrium of the stage game. This section will take a similar approach looking at convergence of the joint distribution of the empirical distribution of play to standard static equilibrium concepts.

5.1 Model

Consider a repeated finite two-player bimatrix game in which the row player chooses an action $a \in A$, and the column player chooses an action $b \in B$. The corresponding payoffs are denoted $U_R(a, b)$ for the row player and $U_C(b, a)$ for the column player. On each day i ,

1. Row and Column choose actions a^i and b^i , respectively, and
2. observe realized payoffs; for example, Row observes $U_R(a^i, b^i)$.

Average payoffs are computed over the n days; for instance, Row's average payoff is $1/n \sum_{i=1}^n U_R(a^i, b^i)$.

Recall that a mixed Nash equilibrium imagines the players independently randomize their actions, i.e., the joint distribution of actions is a product distribution. Learning in repeated games does not, in general, converge quickly to independent randomization.

5.2 Non-convergence to Nash Equilibrium

A central result in the computational study of Nash equilibrium is that computing Nash equilibrium is not generally tractable (Daskalakis et al., 2009). This impossibility implies that simple learning dynamics are not generally going to quickly converge, in any sense, to Nash equilibria. If even centralized algorithms cannot efficiently compute such an equilibrium, neither can learning algorithms.

Theorem 5.1. *Computing a Nash equilibrium of a bimatrix game is, in the worst case and under standard assumptions in computational complexity, computationally intractable*

5.3 Equilibrium of No-regret Learning

Following the analysis of Foster and Vohra (1997) and Hart and Mas-Colell (2000), we will show that outcomes of no-swap-regret learning and no-best-in-hindsight-regret learning correspond to correlated equilibria and coarse correlated equilibria, respectively.

Definition 5.1 (Correlated Equilibrium, CE). *A joint distribution over actions (a, b) is a correlated equilibrium if, when a mediator draws (a, b) according to this distribution and privately recommends a to the row player and b to the column player, each player finds it optimal to follow the recommendation. Formally, for the row player,*

$$a \in \operatorname{argmax}_{a'} \mathbb{E}_{(a,b)} [U_R(a', b) \mid a],$$

and analogously for the column player.

Definition 5.2 (Coarse Correlated Equilibrium, CCE). *A joint distribution over actions (a, b) is a coarse correlated equilibrium if, when a mediator draws (a, b) from this distribution and privately recommends a to Row and b to Column, each player weakly prefers following the recommendation to committing ex ante to any fixed action that ignores the recommendation. Formally, for the row player and all actions $a \in A$,*

$$\mathbb{E}_{(a,b)} [U_R(a, b)] \geq \mathbb{E}_{(a,b)} [U_R(a', b)] \quad \text{for all } a',$$

and analogously for the column player.

Mixed Nash equilibrium equals CE intersected with independent play and also equals CCE intersected with independent play. Thus, $\text{Nash} \subseteq \text{CE} \subseteq \text{CCE}$. It is also known that in two-player zero-sum games $\text{Nash} = \text{CE} = \text{CCE}$. In the following No-tie Rock-Paper-Scissors, these concepts are all distinct.

Example 5.1 (No-tie Rock-Paper-Scissors). *Consider the modified rock-paper-scissors game with payoffs shown below.*

	Rock	Paper	Scissors
Rock	−6, −6	−1, 1	1, −1
Paper	1, −1	−6, −6	−1, 1
Scissors	−1, 1	1, −1	−6, −6

The unique Nash equilibrium is uniform mixing. There are additional correlated equilibria that are not Nash equilibria; for example, uniform mixing over $\{(R, P), (R, S), (P, R), (P, S), (S, R), (S, P)\}$ yields a payoff of 0 from following the mediator and a best payoff of 0 on recommendation P . There are also coarse correlated equilibria that are not correlated equilibria: uniform mixing over $\{(S, P), (P, S)\}$ yields a payoff of 0 from following the mediator, while ex ante deviations to R , P , and S yield payoffs 0, $-7/2$, and $-5/2$, respectively.

Theorem 5.2. *Play has no best-in-hindsight regret if and only if the empirical distribution of play is a CCE, and play has no swap regret if and only if the empirical distribution of play is a CE.*

Proof. Fix a sequence $((a^1, b^1), \dots, (a^n, b^n))$. For the CCE statement, no-regret for Row means that, for every a' ,

$$\sum_{i=1}^n U_R(a^i, b^i) \geq \sum_{i=1}^n U_R(a', b^i).$$

Consider a mediator who picks i uniformly from $\{1, \dots, n\}$ and recommends a^i to Row and b^i to Column. Then no-regret for Row and Column holds if and only if the mediator induces a CCE, since the inequalities coincide. Analogously, CE follows for no swap regret play. \square

Importantly, it is not the case that the distribution of play that the algorithms choose converges (a.k.a. last iterate convergence); it is the whole empirical distribution of play that converges. Specifically, play that cycles satisfies this definition.

Example 5.2. *Consider two players in the No-tie Rock-Paper-Scissors game (Example 5.1) repeatedly best-responding to each other starting with (R, S) . The progression of subsequent action pairs is (R, P) , (S, P) , (S, R) , (P, R) , (P, S) , (R, S) repeating forever. The empirical distribution of play converges to the correlated equilibrium given in Example 5.1 that mixes evenly over the six no-tie action pairs. The distribution over action played in each round, which is a pointmass on the best response to the previous round, never converges.*

6 Manipulation

A central question in the study of no-regret learning in games is understanding the ways in which it is similar to or different from classical models of strategic behavior. One important aspect is manipulation, where the classical model is Stackelberg equilibrium: a leader commits to a strategy and a follower best responds. This section follows the analysis of Deng et al. (2019) and shows that in complete-information games, vanishing best-in-hindsight regret learners can be further manipulated while vanishing swap-regret learners cannot.

6.1 Model

Consider a finite two-player bimatrix game in which the *leader* (the row player) chooses an action $a \in A$, and the *follower* (the column player) chooses an action $b \in B$. The corresponding payoffs are denoted $U_L(a, b)$ for the leader and $U_F(b, a)$ for the follower.

Definition 6.1 (Stackelberg equilibrium). *When the leader commits to a (possibly randomized) action, and the follower best responds, a Stackelberg equilibrium is given by an optimal such strategy for the leader, and the Stackelberg value (SV) is their expected payoff.*

For ease of exposition, we will assume that the follower's action is a unique best response to the leader's Stackelberg strategy. If this is not the case, the leader can still force their preferred action of the follower as long as it is undominated.

Proposition 6.1. *All no-regret algorithms can be led to play the Stackelberg outcome.*

Proof. If the leader plays its Stackelberg strategy in every round—i.e., plays statically—then the follower faces a stationary environment. A no-regret learner in a stationary environment converges to a best response, which is precisely the follower's Stackelberg response. Hence play converges to the Stackelberg outcome. \square

Definition 6.2 (Manipulability). *A learning algorithm is manipulable if there exists a game and a leader strategy such that the difference between the leader's payoff and the Stackelberg value is positive and non-vanishing.*

Informally, algorithms that only guarantee vanishing best-in-hindsight regret tend to be manipulable, whereas those that guarantee vanishing swap regret are not. Although vanishing swap regret implies vanishing best-in-hindsight regret, the converse is not true, so to obtain lower bounds we focus on a weaker subclass of best-in-hindsight learners.

Definition 6.3 (Mean-based learner). *A learning algorithm is mean-based if, in each round, actions that are γ worse than the best-in-hindsight action's per-round payoff are played with probability at most γ .*

Canonical examples of mean-based algorithms include Exponential Weights (EW) and Perturbed Follow the Leader (PFTL).

6.2 Manipulability of Mean-based Learners

Theorem 6.1. *Mean-based no-regret algorithms are manipulable.*

Proof. Consider the following bimatrix game, with the leader (row player, bold) and learner (column player).

	Left	Mid	Right
Up	0, ϵ	-2, -1	-2, 0
Down	0, -1	-2, 1	2, 0

The leader's manipulation strategy is to first play *Up* for $m = n/2$ rounds and then play *Down* for $m = n/2$ rounds. On such a sequence a mean based learner behaves similarly to Be the Leader (BTL). For simplicity we give the analysis for BTL. The main difference between BTL and a mean-based learner is that the latter will gradually shift probability as a new action starts to compete with the best action in hindsight, while the former shifts it immediately when the new action overtakes the best action in hindsight.

For the first $m = n/2$ rounds, the leader plays *Up*. During these rounds BTL plays *Left* and their cumulative payoffs across (*Left*, *Mid*, *Right*) become approximately $(\epsilon m, -m, 0)$. For the remaining m rounds, the leader switches to *Down*. Initially, BTL continues to play *Left*; after ϵm additional rounds, the cumulative payoffs shift to $(0, -m + \epsilon m, 0)$, at which point BTL switches to *Right*. The play ends with cumulative payoffs roughly $(-m + \epsilon m, 0, 0)$. The leader's total payoff is then approximately

$$0 \cdot (m + \epsilon m) + 2 \cdot (m - \epsilon m) \approx 2m = n.$$

On the other hand, the Stackelberg value for this game is 0. To see this, consider the analysis of the leader's payoff as a function of their mixed strategy (defined by the probability that they play *Up*):

$\Pr[\text{play Up}]$	Learner Action	Leader Payoff
$[0, \frac{1}{2})$	Mid	-2
$(\frac{1}{2}, \frac{1}{1+\epsilon})$	Right	$2 - 4\Pr[\text{play Up}] \leq 0$
$(\frac{1}{1+\epsilon}, 1]$	Left	0

Thus, against a mean-based learner the leader achieves a per-round payoff bounded away from the Stackelberg value, establishing manipulability of mean-based no-regret learners. \square

Notice that a no-swap-regret algorithm would not be manipulated in the above game. This is because a swap-regret learner keeps track of payoffs conditioned on the action they took. When it switches actions, it immediately begins gathering fresh data for the new action rather than relying on stale cumulative averages. In the game above, after the initial $m + m\epsilon$ rounds in which *Left* is played the cumulative payoffs are $(0, -m + \epsilon m, 0)$. A switch to *Right* starts freshly collecting payoff ascribed to the right action of $(-1, 1, 0)$ across $(Left, Mid, Right)$, making *Mid* attractive right away instead of after the $2m$ -th round; the leader's manipulation therefore fails.

6.3 Non-manipulability of No-Swap-Regret Learners

Theorem 6.2. *No-swap-regret algorithms are not manipulable.*

The analysis will make use of the following generalization of the Stackelberg value.

Definition 6.4 (Optimistic Stackelberg value, $OSV(b, r)$). *For a follower action b and regret tolerance r , $OSV(b, r)$, is the maximum leader payoff over mixed strategies $\alpha \in \Delta(A)$ such that b is within r of a best response:*

$$\mathbb{E}_{a \sim \alpha}[U_F(b, a)] \geq \max_{b' \in B} \mathbb{E}_{a \sim \alpha}[U_F(b', a)] - r.$$

If action follower action b is not forceable with regret at most r then $OSV(b, r) = -\infty$.

The optimistic Stackelberg value has several important properties that are captured by the subsequent fact, lemma, and corollary.

Fact 6.1. *The Stackelberg value is $SV = \max_{b \in B} OSV(b, 0)$.*

Lemma 6.1. *For each b , $OSV(b, r)$ can be expressed as a finite linear program in which r appears as a single linear constraint; hence $OSV(b, r)$ is piecewise linear and concave in r (where not $-\infty$).*

Corollary 6.1. *There exists a constant C such that for all b and r , $OSV(b, r) \leq SV + Cr$.*

Proof. By Fact 6.1, all actions $b \in B$ satisfy $OSV(b, 0) \leq SV$. Each curve $OSV(b, r)$ is piecewise linear, so $\max(SV, OSV(b, r))$ is piecewise linear in r . Combining, $OSV(b, r)$ is upper bounded by $SV + rC$ for some finite constant C . \square

Proof of Theorem 6.2. Consider the sequence $((a^1, b^1), \dots, (a^n, b^n))$. Let $\beta \in \Delta(B)$ be the empirical frequencies of follower actions, and let ρ_b be the follower's per-round regret conditional on playing b . The total average regret is $r = \rho \cdot \beta$. Let α^b be the leader's conditional distribution over actions when the follower plays b . The leader's average payoff equals:

$$\sum_b \beta_b \mathbb{E}_{a \sim \alpha^b}[U_L(a, b)] \leq \sum_b \beta_b OSV(b, \rho_b) \leq \sum_b \beta_b [SV + C \rho_b] \leq SV + Cr,$$

where the inequalities use the definition of OSV , Corollary 6.1, and Fact 6.1. As regret r vanishes, the leader's payoff approaches the Stackelberg value, so the leader cannot secure a constant per-round advantage; thus a no-swap-regret learner is not manipulable. \square

Thus, we see that the follower’s vanishing swap-regret guarantees that in finite games of complete information that a Stackelberg leader cannot obtain more than the Stackelberg value. The rate at which the vanishing swap regret brings the leader’s value to the Stackelberg value can be very slow (see Example 6.1, below). Interestingly, for Bayesian games and extensive form games, stronger conditions than no-swap-regret are needed to guarantee non-manipulability (Arunachaleswaran et al., 2025).

Example 6.1. Consider the following game with Stackelberg value $SV = 0$:

	Left	Right
Up	1, 0	0, ϵ
Down	0, 0	0, 0

On the other hand for $r \leq \epsilon$ the leader can achieve $OSV(\text{Left}, r) = r/\epsilon$, i.e. $C = 1/\epsilon$, an arbitrarily large number, in Corollary 6.1.

6.4 Notes

The manipulability of learning algorithms was introduced by Braverman et al. (2018) who defined the class of mean-based learners and showed that, in the Bayesian pricing game between a buyer running a mean-based learning algorithm and the seller attempting to manipulate the algorithm to maximize revenue, the seller can extract the full surplus, which exceeds the Stackelberg value (in this case, the Stackelberg value is also known as the monopoly revenue, Myerson, 1981). The analysis above for normal form games, i.e., the manipulability of mean-based algorithm and the non-manipulability of algorithms with vanishing swap-regret is from Deng et al. (2019). This theory of manipulability can be generalized to Bayesian games; however, a more sophisticated notion of swap regret is needed. See Mansour et al. (2022), Rubinstein and Zhao (2024), and Arunachaleswaran et al. (2025).

7 Inference for Learning Bidders

There is lots of evidence that bids by persistent bidders in frequent auctions, such as the online advertisement auctions popularized by the Google Ad Words platform, are not in equilibrium of the stage game. These bids exhibit cyclic behaviors and generally look like they come from algorithms. This section follows the method of Nekipelov et al. (2015) for inferring bidders’ private values in repeated auctions from the assumption that bidders have low best-in-hindsight regret.

Recall that if all bidders are low-regret learners, then the joint distribution of play approximates a coarse correlated equilibrium (Theorem 5.2) and that coarse correlated equilibrium is a generalization of Nash equilibrium. Thus, the development of econometric methods for low-regret learners is a relaxation of the classical econometric approach.

7.1 Model

There are m bidders indexed by j with fixed values $\mathbf{v} = (v_1, \dots, v_m)$. The mechanism is repeated for n rounds, indexed by $i = 1, \dots, n$. In round i ,

1. bidders submit bids \mathbf{b}^i ,

2. the mechanism applies an allocation rule \mathbf{x}^i and a payment rule \mathbf{p}^i , and
3. each bidder j receives allocation $x_j^i(\mathbf{b}^i)$, pays $p_j^i(\mathbf{b}^i)$, and has linear utility $U_j(\mathbf{b}^i) = v_j x_j^i(\mathbf{b}^i) - p_j^i(\mathbf{b}^i)$.

We assume bidders' behaviors satisfy low best-in-hindsight regret over the n rounds.

For bidder j , the average realized utility from the observed play $\mathbf{b}^1, \dots, \mathbf{b}^n$ is

$$\frac{1}{n} \sum_i [v_j x_j^i(\mathbf{b}^i) - p_j^i(\mathbf{b}^i)].$$

Let z denote any alternative bid. Bidder j 's observed behavior exhibits per-round regret at most r_j against hindsight bid z if

$$\frac{1}{n} \sum_i [v_j x_j^i(\mathbf{b}^i) - p_j^i(\mathbf{b}^i)] \geq \frac{1}{n} \sum_i [v_j x_j^i(z, \mathbf{b}_{-j}^i) - p_j^i(z, \mathbf{b}_{-j}^i)] - r_j.$$

7.2 Rationalizable Set

An analyst who possesses the bid data $\mathbf{b}^1, \dots, \mathbf{b}^n$ and knows the stage allocation and payment rules $\mathbf{x}^1, \dots, \mathbf{x}^n$ and $\mathbf{p}^1, \dots, \mathbf{p}^n$ would like to infer the values of the bidders. Unfortunately, while the analyst is willing to assume that the bidders have low regret, the analyst does not generally know how low their regrets are. This lack of knowledge motivates considering both values and regrets as parameters and identifying the set of parameters that is consistent with the data. The goal is, thus, to characterize the set of values and regrets that are rationalizable given the sequence of bids.

Definition 7.1 (Rationalizable Set, R_j). *Bidder j 's rationalizable set R_j is the set of all pairs (v_j, r_j) such that the bid sequence $\mathbf{b}^1, \dots, \mathbf{b}^n$ satisfies the above regret inequality for all deviations z .*

For each deviation z , define the average changes in allocation and payment that bidder j would experience relative to the observed play:

$$\begin{aligned} \Delta x_j(z) &= \frac{1}{n} \sum_i [x_j^i(\mathbf{b}^i) - x_j^i(z, \mathbf{b}_{-j}^i)], \\ \Delta p_j(z) &= \frac{1}{n} \sum_i [p_j^i(\mathbf{b}^i) - p_j^i(z, \mathbf{b}_{-j}^i)]. \end{aligned}$$

Note that $\Delta x_j(z)$ and $\Delta p_j(z)$ are constants in the data. Rearranging the regret inequality yields, for every z ,

$$v_j \Delta x_j(z) - \Delta p_j(z) \geq -r_j.$$

Each deviation z thus imposes a linear constraint on (v_j, r_j) . See Figure 7.1.

Proposition 7.1. *The rationalizable set of bidder j ,*

$$R_j = \{(v_j, r_j) : v_j \Delta x_j(z) - \Delta p_j(z) \geq -r_j \text{ for all } z\},$$

is convex.

Proof. Each inequality gives a half-space in (v_j, r_j) ; and an intersection of half-spaces is convex. \square

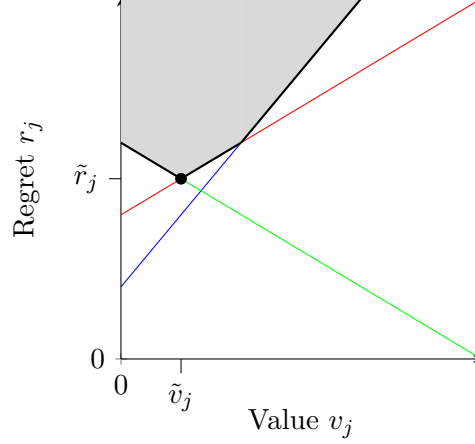


Figure 7.1: Rationalizable set for bidder j defined by linear inequalities. The minimum rationalizable regret gives the value-regret pair $(\tilde{v}_j, \tilde{r}_j)$.

7.3 Identification and Interpretation

Because the true (v_j, r_j) must lie in R_j , a reasonable way to identify one point is to select the value \tilde{v}_j that minimizes the implied regret \tilde{r}_j :

$$(\tilde{v}_j, \tilde{r}_j) = \arg \min_{(v_j, r_j) \in R_j} r_j.$$

This approach identifies the value consistent with the smallest possible regret.

If the learner has large regret, then a wider range of values v_j are consistent with observed play. If the learner has small regret, then fewer values are consistent. Extremely small regrets less than \tilde{r}_j (See Figure 7.1) are not rationalizable.

Note that in the full-feedback setting, i.e., when the counterfactual allocations and payments are known for every counterfactual bid z , the rationalizable set is not a statistical object. It holds for the ex post realizations. A similar method of inference can be performed in the partial-feedback model, as long as the learners are sufficiently exploring (See Section 3) and as long as the analyst has access to the exploration probabilities. In this case the bounds are statistical because they are based on estimated counterfactual allocations and payments.

7.4 Notes

The methods of Nekipelov et al. (2015), described above, have been refined and extended in several directions. Nisan and Noti (2017) give a method for point identifying the values of the agents under the assumption that values with lower regret are more likely. They apply this method to several data sets from human subjects experiments and observe that its predictions outperform classical models. Alaei et al. (2019) and Noti and Syrgkanis (2021) apply these methods to bid simulation and prediction in online ad auctions, respectively. Noti and Syrgkanis (2021) show that their method is better at predicting counterfactual behavior, e.g., when the supply changes, than classical econometric methods.

The methods for regulating algorithmic collusion from data that are discussed subsequently in Section 8 generalize those of Nekipelov et al. (2015) from full to partial feedback and from

best-in-hindsight to swap regret. As small swap regret implies small best-in-hindsight regret, the rationalizable set for small swap regret bidders is contained in that for small best-in-hindsight regrets.

8 Regulation of Algorithmic Collusion

An important application area for online learning is pricing in repeated markets. While the families of algorithms developed in Sections 2 to 4 provably attain equilibrium in the stage game (which defines competitiveness, see Section 5), empirical studies of other natural families of algorithms have shown a tendency towards super competitive prices, either by explicitly learning tit-for-tat or via statistical mistakes (discussed more below in Section 8.5). Given this dichotomy of outcomes, a regulator may wish to enforce that algorithms of the former family rather than the latter families are employed. This section presents the approach of Hartline et al. (2024) for understanding and regulating algorithmic collusion.

Both the space of possible pricing algorithms and the space of equilibria in repeated games are complex. While this survey has presented several online learning algorithms that could be used to learn prices, there are certainly other algorithms that sellers may use. Moreover, it is well known that equilibria in repeated games can sustain cooperation between players, even when non-cooperation is a dominant strategy in the stage game. For example, two sellers could cooperate by both posting a high price even when posting a low price dominates posting a high price (i.e., regardless of what the other seller does, posting a low price is a best response). It is straightforward to construct algorithms that attempt to find and sustain such cooperation. Moreover, simple cooperative strategies can be learned automatically without explicit algorithmic programming.

The current legal theory of collusion focuses on explicit agreements, allowing other methods that might arrive at the same outcomes as tacit collusion which are legal. Nonetheless, a regulator may wish to limit potential harm to consumers of supra-competitive prices by adopting regulation. Should such regulation be to restrict the space of algorithms that are allowed? If so, what are the allowed algorithms and how should such restrictions be enforced?

8.1 Model

Consider the following simple model of imperfect price competition with side information. Sellers 1 and 2, with fixed marginal costs c_1 and c_2 , participate in a repeated market. In each round i , both sellers receive private signals x_1^i and x_2^i that are potentially correlated with each other and the buyer's values $\mathbf{v} = (v_1^i, v_2^i)$ for each of the seller's products. Each seller j then posts a price p_j^i . Buyer i purchases from the seller j offering the higher net value,

$$\operatorname{argmax}_j \{v_j^i - p_j^i\},$$

provided that the buyer's utility is positive. Hence, seller i sells whenever the buyer's values $\mathbf{v} = (v_1^i, v_2^i)$ lie in region A_i of the valuation space where the buyer prefers seller i 's offer, as depicted in Figure 8.1a.

Both sellers can potentially benefit by setting prices above the competitive level. For instance, consider an example with $c_1 = 0.1$ and $c_2 = 0.2$, where the buyers' values are drawn from $\mathbf{v} \sim U[0, 1]^2$. Figure 8.1b illustrates the Nash equilibrium prices and the optimal supra-competitive

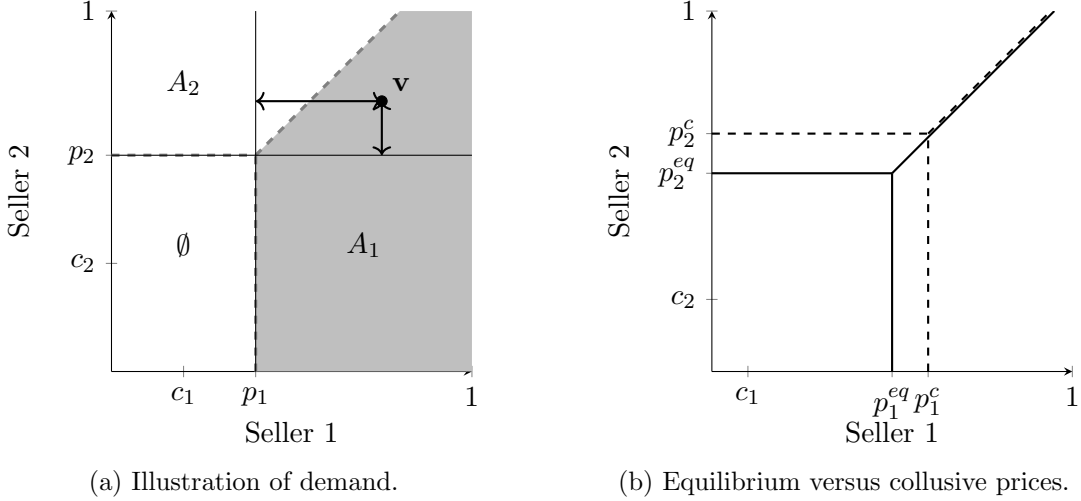


Figure 8.1: On the left, the buyer purchases from seller i in the region $A_i \subseteq \mathbb{R}^2$ where $v_i - p_i \geq \max(v_{-i} - p_{-i}, 0)$. Prices are shown with solid lines. An example pair of values $\mathbf{v} = (v_1, v_2)$ is depicted as a point, with distances to each price corresponding to the buyer's utilities. The regions \emptyset, A_1, A_2 are separated by dashed lines; e.g., region A_1 is shaded gray and contains the values \mathbf{v} . On the right, the example with costs $c_1 = 0.1$, $c_2 = 0.2$, and $\mathbf{v} \sim U[0, 1]^2$ is depicted along with equilibrium and collusive prices. The collusive prices harm consumers because, relative to the equilibrium price, consumers are either excluded or are charged a higher price.

prices attainable through coordination. The central policy concern is therefore whether learning algorithms employed by the sellers converge to competitive or non-competitive outcomes.

This model allows the possibility that sellers have private information that is correlated with each other and the demand. The regulatory perspective of Hartline et al. (2024) is that the sellers might possess such side information and that their conditioning their prices on this side information is not collusion. Thus, a model for regulation of algorithmic collusion must allow it. Of course, the case that there is no side information is included in the model.

8.2 Competitive Behavior

There is opportunity for disagreement as to what sorts of behaviors constitute collusion. For example, there are markets where the only Bertrand equilibrium is for the sellers to all post low prices; while it is possible for a Stackelberg leader to commit to high prices, for which followers best respond with medium-high prices, and all sellers are better off. This (Stackelberg) behavior and the resulting outcome are not competitive, but is the behavior collusion? Moreover, this Stackelberg leader cannot be distinguished from an ignorant seller who just posts a high price without understanding whether it is good or bad. On the other hand, (unilateral) competitive behavior is straightforward to define. In the example above, both the Stackelberg seller and the ignorant seller are non-competitive; while a best-responding follower is being competitive. It is straightforward to argue that competitive behavior is not collusive. Thus, we will focus on regulating (unilateral) competitive behavior.

In games without side information, the canonical notion of competitive outcomes is Nash equi-

librium. Unfortunately, Nash equilibrium is not such a good notion for ensuring algorithms are competitive. As we saw in Section 5, Nash equilibria are not generally computationally tractable (Theorem 5.1). Thus, we cannot generally expect algorithms, in a reasonable amount of time, to reach a Nash equilibrium.

On the other hand, Nash equilibria is also too restrictive a concept as it does not allow the sellers to have side information. Acknowledging that sellers can possess side-information that is potentially correlated with each other expands the set of possible equilibria. Specifically, the set of Bayes-Nash equilibria with all possible information structures is the set of Bayes-correlated equilibria (Aumann, 1987).

Proposition 8.1. *The set Bayes-Nash equilibria (BNE) of a stochastic game for all information structures equals the set of the Bayes-correlated equilibria (BCE).*

Proof. Any Bayes-Nash equilibrium with side-information induces a joint distribution on actions and the state. Consider the mediator that recommends this joint distribution of actions conditioned on the state. The Bayes-Nash property then implies the Bayes-correlated property. Conversely, consider any mediator’s conditional joint distribution on actions given the state that induces a BCE. Consider the side information that is equal to these actions, i.e., each player’s side information is their action in this BCE. A possible joint strategy profile is for each seller to take the action that corresponds to their side-information. This joint strategy is a BNE with the same outcome as the BCE. \square

In Section 5, we saw that (in games without information) the set of correlated equilibria corresponds to the set of outcomes where all players have vanishing swap regret (Theorem 5.2). The same result holds in games with information for Bayes-correlated equilibria and players with vanishing contextual swap regret.³ From the regulators point of view, with the context hidden, vanishing contextual swap regret looks like vanishing swap regret. Thus, a unilateral definition of competitive behavior that is achievable by algorithms is vanishing swap regret. Since our goal in identifying competitive behavior is in regulating algorithmic collusion, it is important to identify a unilateral property; it should be a choice that sellers can make to not collude according to the definition.

Definition 8.1. *A seller in a pricing game has competitive behavior if their actions satisfy vanishing swap regret.*

8.3 Learning and Misspecification

The literature in economics has focused on understanding algorithmic collusion of a specific family of *Q-learning* algorithms. Q-learning is an online learning algorithm for Markov decision processes. Q-learning assumes that the environment has a known state space but unknown, stationary transition dynamics and payoffs that are independent and identically distributed conditional on the state.

Definition 8.2 (Markov Decision Process, MDP). *A Markov decision process is specified by a finite set of states, a set of actions, transition probabilities for each action-state pair to other states, and payoff distributions for each action-state pair. When the decision maker is in a given state and taking a given action, the state transitions according to the transition probabilities and the decision maker obtains payoff according to the payoff distribution.*

³The context is the signal that a seller obtains. Contextual swap regret allows the swap function to depend on both the action and the context. See Blum and Mansour (2007), this review article will not discuss this model further.

Note that in the definition of an MDP, the distribution of next state and payoff is independent conditioned on the current state and action. Assuming the feedback includes both the state and the payoff, and that there exist policies that reach every state infinitely often, the Q-learning algorithm will learn to maximize its payoff on the Markov decision processes.

Empirical evidence suggests that some learning algorithms may converge to supra-competitive prices. In one example, Calvano et al. (2020) show that Q-learning with the *state* defined as a one-round history can learn a “tit-for-tat” pattern that sustains high prices. This result is important as it shows that algorithms that are not explicitly programmed to sustain collusions can learn to do so. Importantly, investigation of the source code of such algorithms will not turn up any intent to collude. Note that this application of Q-learning is misspecified because the opponent’s strategy is not determined only by the state (one round of history). In another example, Banchio and Skrzypacz (2022) consider stateless Q-learning and show that even the statistical mistakes made because the model is misspecified can produce supra-competitive prices.

Importantly, though these supra-competitive outcomes might be equilibria of the repeated game (many outcomes are), they are not equilibria of the stage game. Thus, whether or not they are considered collusive, they are definitely not competitive (Definition 8.1). In the remainder of this section we will see that it is possible to design a regulation that can audit algorithms for whether they are competitive.

8.4 Designing Regulation

The policy challenge is to regulate algorithmic pricing to ensure competitiveness while allowing innovation and optimization. A regulation should satisfy the following desiderata:

1. it should permit the use of information and optimization;
2. it should be unilateral, i.e., any seller can choose to be competitive (and non-collusive);
3. it should be computationally reasonable, i.e., the computational requirements required to satisfy it are not onerous; and
4. it should rely only on observable data rather than access to source code, preserving intellectual property and allowing algorithmic innovation.

Recall that computing a Nash equilibrium is, in general, computationally intractable (Theorem 5.1). However, in games with information, a Nash equilibrium coincides with a correlated equilibrium (Proposition 8.1). Moreover, standard online learning algorithms (Section 4) are known to guarantee convergence to correlated equilibria (Theorem 5.2). This observation suggests a promising regulatory approach: require that learning algorithms used by market participants achieve vanishing *swap regret*. Recall that swap-regret-minimizing play converges to the set of correlated equilibria.

A key detail is that costs and informational structures of sellers may not be directly observable. The legal theory of collusion suggests that judges are reluctant to rule on what is in the minds of the sellers. Thus, a compatible theory for evaluating whether a seller is being competitive should allow any consistent information structure or costs, i.e., it should use revealed preference and revealed information. For revealed preference, the costs for which the swap regret is the lowest can be inferred using the methods developed in Section 7. For revealed information, checking for

vanishing swap regret ensures that all information, that a seller reveals that they have by selecting different prices, is optimally used.

Hartline et al. (2024) established that, given sufficient data, swap regret can be estimated with known sample complexity bounds, enabling empirical regulation of algorithmic behavior without inspecting proprietary source code. A key step in their statistical test is the method of estimating the minimum rationalizable regret (Section 7 and Figure 7.1) by generalizing the methods of Section 7. The main takeaways from the theorem below which measures the “sample complexity” of the statistical test is the order of the dependence on various model parameters. Some of the strong assumptions of this theorem, such as the known discrete price levels and minimum exploration probability, are relaxed by Hartline et al. (2025).

Theorem 8.1. *Given k price levels, maximum price \bar{p} , minimum probability of exploring any price of $\underline{\alpha}$, target regret \bar{r} , and failure probability δ ; there is a statistical test that with probability $1 - \delta$ passes algorithms with regret at most \bar{r} and fails algorithms with regret more than $2\bar{r}$ in number of rounds $n = O((\frac{k\bar{p}}{\underline{\alpha}\bar{r}})^2(\log k/\delta))$.*

It is also possible to regulate to force coarse correlated equilibria by auditing for vanishing best-in-hindsight regret. This has two drawbacks, first it is a larger set than is necessary (Proposition 8.1) so it admits potentially worse outcomes for consumers. Moreover, by the manipulation results of Section 6, these worse-for-consumer outcomes can be found by a Stackelberg leader manipulating the best-in-hindsight learner (Hartline et al., 2025).

In summary, the regulation of algorithmic collusion can be grounded in the theory of no-regret learning. By mandating that learning algorithms exhibit vanishing swap regret, regulators can ensure that market outcomes correspond to competitive (stage-game) equilibria, while maintaining flexibility and innovation in algorithm design. This approach offers a data-driven, computationally tractable, and information-based foundation for the governance of algorithmic markets.

8.5 Notes

See Harrington (2018) for a discussion of the legal theory around algorithmic collusion as well as discussion of various methods of regulating algorithmic collusion. There is now an extensive mostly-experimental literature in economics that studies various families of algorithms and observes supra-competitive prices in some configurations (Calzolari, 2027).

One family of papers shows that algorithms that learn over internal strategies that include collusive ones like tit-for-tat and price-war-avoidance do learn to employ those strategies, even though they are not explicitly programmed. Calvano et al. (2020) does so with Q-learning with one time-period history. Calvano et al. (2021) extends the prior analysis to noisy observation. Klein (2021) extends to asynchronous updates. Finally, Fish et al. (2024) obtains this behavior from pricing algorithms developed from large language models.

Another family of papers shows that algorithms with misspecified models make statistical mistakes that result in supra-competitive prices. The statistical mistake that is made is assuming that payoffs are i.i.d. when they are not, i.e., misspecification. The main result of Asker et al. (2024) compares stateless Q-learning with full feedback and partial feedback where the partial feedback model makes statistical mistakes due to misspecification; in their stylized price competition setting, they find that full feedback gives competitive prices while misspecified partial feedback gives supra-competitive prices. Thus, the statistical mistakes of Q-learning come from the partial feedback

model.⁴ Note that, without including the last round of play as in Calvano et al. (2020), collusive strategies like tit-for-tat cannot be learned. In parallel, Banchio and Skrzypacz (2022) give an empirical analysis of stateless Q-learning and Banchio and Mantegazza (2023) give a theoretical analysis. Other algorithms have been considered as well. Hansen et al. (2021) gives an empirical analysis of the Upper Confidence Bound (UCB) algorithm, which is a multi-armed bandit algorithm with provable guarantees when the demand is i.i.d. across rounds, but which is misspecified in pricing competition.

In contrast, Hartline et al. (2024) suggest that vanishing swap regret is a unilateral definition of competitive behavior that, as we have seen in Section 4, algorithms can easily satisfy. As discussed above, the swap regret property can be audited from data. Hartline et al. (2025) extend the method to remove some technical assumptions of Hartline et al. (2024). As a caveat for this method, Hartline et al. (2025) demonstrate, via a simulation of Q-learning in a setup similar to Banchio and Skrzypacz (2022), that the audit can have false negatives when the true costs of the sellers are unknown and the market converges to prices that look like they are competitive for higher costs. Nonetheless, this definition of non-collusion enables regulators to identify sellers that are running bad algorithms (that make statistical mistakes) or ones that learn collusive strategies like tit-for-tat.

A central idea in Hartline et al. (2024, 2025)—that information is revealed in the actions of a no-regret agent and that vanishing swap regret corresponds to optimal use of this revealed information—is from Camara et al. (2020). They relax the common prior assumption in principal-agent mechanism design to no-regret learning by both the principal and the agent. Collina et al. (2024) improve on the computational and statistical efficiency of the approach.

References

- Alaei, S., Badanidiyuru, A., Mahdian, M., and Yazdanbod, S. (2019). Response prediction for low-regret agents. In *Conference on Web and Internet Economics*, volume 11920, pages 31–44.
- Arunachaleswaran, E. R., Collina, N., Mansour, Y., Mohri, M., Schneider, J., and Sivan, B. (2025). Swap regret and correlated equilibria beyond normal-form games. In *ACM Conference on Economics and Computation*, pages 130–157.
- Asker, J., Fershtman, C., and Pakes, A. (2024). The impact of artificial intelligence design on pricing. *Journal of Economics & Management Strategy*, 33(2):276–304.
- Auer, P., Cesa-Bianchi, N., Freund, Y., and Schapire, R. E. (2002). The nonstochastic multiarmed bandit problem. *SIAM Journal on Computing*, 32(1):48–77.
- Aumann, R. J. (1974). Subjectivity and correlation in randomized strategies. *Journal of Mathematical Economics*, 1(1):69–96.
- Aumann, R. J. (1987). Correlated equilibrium as an expression of bayesian rationality. *Econometrica*, 55(1):1–18.

⁴Note, the success of Q-learning with full feedback, which is similar to the Follow the Leader algorithm of Section 2, in simulations of stylized models is not incompatible with its lack of theoretical guarantees in adversarial models. E.g., see Bichler et al. (2024) a theoretical analysis of these algorithms in Bertrand competition.

- Banchio, M. and Mantegazza, G. (2023). Adaptive algorithms and collusion via coupling. In *ACM Conference on Economics and Computation*, page 208.
- Banchio, M. and Skrzypacz, A. (2022). Artificial intelligence and auction design. In *ACM Conference on Economics and Computation*, pages 30–31.
- Bichler, M., Durmann, J., and Oberlechner, M. (2024). Online optimization algorithms in repeated price competition: Equilibrium learning and algorithmic collusion. *arXiv preprint arXiv:2412.15707*.
- Blum, A. and Mansour, Y. (2007). From external to internal regret. *Journal of Machine Learning Research*, 8:1307–1324.
- Braverman, M., Mao, J., Schneider, J., and Weinberg, S. M. (2018). Selling to a no-regret buyer. In *ACM Conference on Economics and Computation*, pages 523–540.
- Calvano, E., Calzolari, G., Denicolo, V., and Pastorello, S. (2020). Artificial intelligence, algorithmic pricing, and collusion. *American Economic Review*, 110(10):3267–3297.
- Calvano, E., Calzolari, G., Denicolò, V., and Pastorello, S. (2021). Algorithmic collusion with imperfect monitoring. *International Journal of Industrial Organization*, 79:102712.
- Calzolari, G. (2027). Algorithms and competition in agentic markets. In *Advances in Economics and Econometrics: Thirteenth World Congress*, volume 2. Cambridge.
- Camara, M., Hartline, J., and Johnsen, A. (2020). Mechanisms for a no-regret agent: Beyond the common prior. In *IEEE Symp. on Foundations of Computer Science*, pages 259–270.
- Collina, N., Roth, A., and Shao, H. (2024). Efficient prior-free mechanisms for no-regret agents. In *ACM Conference on Economics and Computation*, pages 511–541.
- Daskalakis, C., Goldberg, P. W., and Papadimitriou, C. H. (2009). The complexity of computing a nash equilibrium. *SIAM Journal on Computing*, 39(1):195–259.
- Deng, Y., Schneider, J., and Sivan, B. (2019). Strategizing against no-regret learners. In *Advances in Neural Information Processing Systems*, pages 1577–1585.
- Fish, S., Gonczarowski, Y. A., and Shorrer, R. I. (2024). Algorithmic collusion by large language models. *arXiv preprint. arXiv:2404.00806*.
- Foster, D. P. and Vohra, R. V. (1997). Calibrated learning and correlated equilibrium. *Games and Economic Behavior*, 21:40–55.
- Freund, Y. and Schapire, R. E. (1997). A decision-theoretic generalization of on-line learning and an application to boosting. *Journal of Computer and System Sciences*, 55(1):119–139.
- Hannan, J. (1957). Approximation to bayes risk in repeated play. In *Contributions to the Theory of Games*, volume 3, pages 97–139. Princeton University Press.
- Hansen, K. T., Misra, K., and Pai, M. M. (2021). Frontiers: Algorithmic collusion: Supra-competitive prices via independent algorithms. *Marketing Science*, 40(1):1–12.

- Harrington, J. E. (2018). Developing competition law for collusion by autonomous artificial agents. *Journal of Competition Law & Economics*, 14(3):331–363.
- Hart, S. and Mas-Colell, A. (2000). A simple adaptive procedure leading to correlated equilibrium. *Econometrica*, 68(5):1127–1150.
- Hartline, J., Johnsen, A., and Li, Y. (2020). Benchmark design and prior-independent optimization. In *IEEE Symposium on Foundations of Computer Science*, pages 294–305.
- Hartline, J., Long, S., and Zhang, C. (2024). Regulation of algorithmic collusion. In *ACM Symposium on Computer Science and Law*, pages 98–108.
- Hartline, J., Wang, C., and Zhang, C. (2025). Regulation of algorithmic collusion, refined: Testing pessimistic calibrated regret. In *ACM Symposium on Computer Science and Law*, pages 108–120.
- Kalai, A. and Vempala, S. (2005). Efficient algorithms for online decision problems. *Journal of Computer and System Sciences*, 71(3):291–307.
- Klein, T. (2021). Autonomous algorithmic collusion: Q-learning under sequential pricing. *RAND Journal of Economics*, 52(3):538–558.
- Littlestone, N. and Warmuth, M. K. (1994). The weighted majority algorithm. *Information and Computation*, 108(2):212–261.
- Mansour, Y., Mohri, M., Schneider, J., and Sivan, B. (2022). Strategizing against learners in bayesian games. In *Conference on Learning Theory*, volume 178 of *Proceedings of Machine Learning Research*, pages 5221–5252.
- Moulin, H. and Vial, J.-P. (1978). Strategically zero-sum games: the class of games whose completely mixed equilibria cannot be improved upon. *International Journal of Game Theory*, 7(3-4):201–221.
- Myerson, R. B. (1981). Optimal auction design. *Mathematics of operations research*, 6(1):58–73.
- Nekipelov, D., Syrgkanis, V., and Tardos, É. (2015). Econometrics for learning agents. In *ACM Conference on Economics and Computation*, pages 1–18.
- Nisan, N. and Noti, G. (2017). A quantal regret method for structural econometrics in repeated games. In *ACM Conference on Economics and Computation*, page 123.
- Noti, G. and Syrgkanis, V. (2021). Bid prediction in repeated auctions with learning. In *The Web Conference*, pages 3953–3964. ACM.
- Rubinstein, A. and Zhao, J. (2024). Strategizing against no-regret learners in first-price auctions. In *ACM Conference on Economics and Computation*, pages 894–921.
- Young, H. P. (2004). *Strategic learning and its limits*. Oxford University Press.