

# Testing the Association of Supermassive Black Hole Infrared Flares and High-energy Neutrinos

MEGAN WANG,<sup>1</sup> CHRISTOS PANAGIOTOU,<sup>1</sup> KISHALAY DE,<sup>2,3</sup> ERIN KARA,<sup>1</sup> MEGAN MASTERSON,<sup>1</sup> AND FOTEINI OIKONOMOU<sup>4</sup>

<sup>1</sup>*MIT Kavli Institute for Astrophysics and Space Research, Massachusetts Institute of Technology, Cambridge, MA 02139, USA*

<sup>2</sup>*Department of Astronomy and Columbia Astrophysics Laboratory, Columbia University, 550 W 120th St. MC 5246, New York, NY 10027, USA*

<sup>3</sup>*Center for Computational Astrophysics, Flatiron Institute, 162 5th Ave., New York, NY 10010, USA*

<sup>4</sup>*Department of Physics, Norwegian University of Science and Technology, Høgskoleringen 5, Trondheim 7491, Norway*

## ABSTRACT

The physical origin of the observed cosmic neutrinos remains an open question and the subject of active research. While matter accretion onto supermassive black holes is long thought to accelerate particles to high energies, it has recently been suggested that tidal disruption events, and accretion flares in general, with prominent IR echoes can account for a fraction of the diffuse high-energy neutrino signal. Motivated by this result, we compile a sample of nearby accretion flares detected in the NEOWISE survey featuring strong IR echoes, and we cross-match it with the latest catalog of neutrino alerts, IceCat-1. We recover only a single spatial coincidence between the two catalogs, consistent with a chance coincidence. We find no temporal and spatial coincidences between the two samples, which, given the properties of our sample, appears to challenge previous conclusions. We discuss the physical implications of our results and potential future explorations.

## 1. INTRODUCTION

Observations of astrophysical neutrinos offer a novel and independent way to probe high-energy astrophysical phenomena. The IceCube Neutrino Observatory began operations in 2011, detecting neutrinos and providing a new view of the multimessenger sky. Data collected revealed a diffuse high-energy neutrino flux, consistent with a neutrino population that has origins beyond the solar system (IceCube Collaboration 2013; IceCube Collaboration et al. 2024). The sources that contribute to this astrophysical neutrino background, however, remain largely unknown.

Accretion of matter onto supermassive black holes, which powers active galactic nuclei (AGN), comprises one of the most efficient ways to release energy and has been proposed as a mechanism to accelerate particles to high energies (Farrar & Gruzinov 2009; Murase 2017). In fact, NGC 1068, a nearby radio-quiet Seyfert galaxy, is so far the only extragalactic source found to emit high-energy neutrinos with high significance, above  $4\sigma$  (IceCube Collaboration et al. 2022). A few recent studies have also reported evidence for neutrino emission

from three additional nearby Seyfert galaxies, namely NGC 4151, NGC 3079, and CGCG 420-015, further strengthening the link between accreting supermassive black holes and detected neutrino events (Neronov et al. 2024; Abbasi et al. 2025a,b). Moreover, the blazar TXS 0506+056 was identified as a potential neutrino source after a neutrino event was shown to coincide temporally and spatially with a gamma-ray flare from this object (IceCube Collaboration et al. 2018). While the population of known blazars is not expected to dominate the TeV-PeV neutrino sky (Aartsen et al. 2017), this result motivated additional searches for a connection between neutrino signals and transient events.

If steady matter accretion onto supermassive black holes, as is the case in typical AGN, is a source of astrophysical neutrinos, it is tempting to explore whether episodic accretion events, such as tidal disruption events (TDEs, Rees 1988; Gezari 2021) or flaring AGN, may also contribute to the observed neutrino sky. TDEs occur when an unlucky star wanders too close to a black hole and gets shredded apart by tidal forces. A fraction of the stellar debris is accreted onto the black hole, leading to emission across the electromagnetic spectrum.

The first strong evidence for a connection between TDEs and neutrino events was presented by Stein et al. (2021), who deduced the likely association of a spectro-

scopically classified TDE, AT2019dsg, with the IceCube neutrino event IC191001A, thanks to real-time IceCube alert follow-up by the Zwicky Transient Facility (ZTF). Later, [Reusch et al. \(2022\)](#) reported a coincidence between a neutrino event and a prominent AGN flare, AT2019fdr, which was classified as a TDE candidate. Building on these two results, [van Velzen et al. \(2024\)](#) conducted a systematic search of ZTF nuclear flares and found a third coincidence between IceCube alerts and a TDE candidate, namely AT2019aalc. They estimated a significant association between high-energy neutrinos and accretion flares and concluded that around 20% of the IceCube neutrino events may originate from accretion flares. However, it should be noted that a later detailed search utilizing the full neutrino data sample did not find a significant excess of neutrino signal in the direction of optical accretion flares ([Necker 2023](#)). More recently, [Jiang et al. \(2023\)](#) presented two likely coincidences between neutrino events and TDE candidates, identified in a sample of mid-infrared outbursts in nearby galaxies, and [Ji et al. \(2025\)](#) reported a coincidence between a repeating TDE candidate and two neutrino events.

Interestingly, a common characteristic of all the TDE candidates linked with neutrino events, is a strong mid-IR echo. This mid-IR emission is a result of the surrounding dust reprocessing the original UV/optical flare (e.g. [Jiang et al. 2016](#); [Velzen et al. 2016](#); [Panagiotou et al. 2023](#)). The reported coincidences also exhibit a neutrino arrival time delayed relative to the optical flare peak of the TDE candidates, but well aligned with the mid-IR peak, hinting at a potential connection between neutrino emission and dust echoes. Time-dependent models of neutrino production in TDEs have tried to theoretically explain this time delay due to possible delayed onset of particle acceleration ([Winter & Lunardini 2023](#)).

Motivated by these results, we compile a catalog of bright nearby mid-IR accretion flares utilizing the NEOWISE survey. In contrast to previous studies, our sample consists of accretion flares identified in the mid-IR wavelength range, with little to no optical counterpart, suggesting high levels of dust obscuration or intrinsic optical weakness ([Jiang et al. 2023](#)). These sources comprise an ideal data set to examine whether accretion flares with prominent dust echo are strong neutrino emitters, whereas they may have been missed in previous optical and X-ray surveys ([Masterson et al. 2024](#)). We use the latest neutrino catalog published by the IceCube collaboration to perform this exploration. The construction of our sample of mid-IR accretion flares is

presented in Section 2. The main results of our analysis are given in Section 3 and are discussed in Section 4.

## 2. DATA

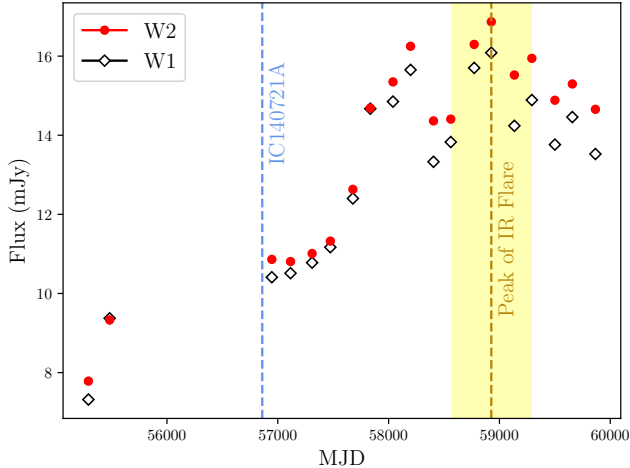
### 2.1. WISE Accretion Flare Selection

The Wide-field Infrared Survey Explorer (WISE) satellite was launched in 2009 and was active until 2011. It was reactivated in 2013 as NEOWISE, surveying the entire sky every six months in two infrared wavebands, W1 (3.4  $\mu\text{m}$ ) and W2 (4.6  $\mu\text{m}$ ), until being deactivated in 2024. In this work, we search the NEOWISE archive to construct a catalog of nearby accretion flares. Initially, we employ a customized pipeline to perform difference photometry on coadded data from the unWISE project to detect mid-infrared transients ([Lang 2014](#); [Meisner et al. 2017a,b](#)), using for reference images the full-depth unWISE coadded images from 2010 to 2011. Further details of the process followed to identify transient events will be presented in a dedicated future publication (De et al. in prep., see also [De et al. 2023](#)). We, then, identify nuclear transients by spatially cross-matching our sample of NEOWISE transients to the Census of the Local Universe (CLU-compiled) catalog, a highly complete collection of known galaxies with spectroscopic redshift within 200 Mpc ([Cook et al. 2019](#)). More specifically, we require the transient event to occur within 2" from the center of a galaxy. It should be mentioned that the host galaxies of the TDE candidates AT2019dsg, AT2019fdr and AT2019aalc are not in the CLU catalog and these events will thus not be included in our sample.

Following [van Velzen et al. \(2024\)](#), we seek to obtain a sample of high-amplitude, fast rising, and slowly declining accretion flares. However, the population of mid-infrared transients produced by the above cross-match contains our desired accretion flares as well as contaminants such as supernovae (SNe) and standard AGN featuring normal stochastic variability.

To minimize contamination from SNe, we consider the duration of the transient event, defined as the temporal interval over which the event is detected over the host galaxy's emission in difference imaging. We remove events with a duration shorter than two years, since typical SNe are not expected to be bright in the mid-IR for longer than that (e.g. [Wright 1980](#); [Johansson et al. 2017](#)), while accretion flares typically last considerably longer ([Masterson et al. 2024](#); [Necker et al. 2025](#)). We confirmed a posteriori that most optical flares of [van Velzen et al. \(2024\)](#), up to 80%, including the three with neutrino association, satisfy this criterion as well.

Then, we consider the complete NEOWISE W1 light curves of our sources in order to eliminate AGN dis-



**Figure 1.** The NEOWISE W1 ( $3.4\mu\text{m}$ ) and W2 ( $4.6\mu\text{m}$ ) aperture photometry light curve of the accretion flare WTP14acznpc, which was found to be spatially coincident with the neutrino event IC140721A. The arrival window for the employed temporal coincidence criterion is highlighted with yellow, and the neutrino arrival time is marked with a blue dashed line. Open black diamonds and filled red circles represent the W1 and W2 waveband flux respectively.

playing typical stochastic variability. To compute the W1 light curves, we performed aperture photometry on the estimated position of each transient and applied the WISE photometric zero points to obtain the flux in physical units (Wright et al. 2010)<sup>1</sup>. Using these light curves, we first remove sources with low variability by calculating the fractional rms variability amplitude ( $F_{var}$ , Vaughan et al. 2003) of our light curve and requiring  $F_{var} \geq 0.1$ . We further remove transients that show only a minimal increase in brightness to keep solely sources featuring a prominent flare in our sample. To enforce this, we estimate the average peak magnitude of a flare as the mean magnitude within one year of the brightest observation. We also define the baseline magnitude as the average pre-flare magnitude of the source. Then, we require a magnitude decrease of  $\Delta m < -0.2$  between the baseline and peak magnitude of the flare, which is typically a lower threshold for IR selected TDEs (Masterson et al. 2024) and larger than regular AGN variability on the considered time scales (e.g. Son et al. 2023).

Altogether, these criteria yield a final sample of 99 accretion flare candidates, consisting of both TDEs and high-amplitude flares from AGN. An example light curve of one such transient is shown in Fig. 1, while the details of all our sources are listed in Table 1. It should be

noted that a number of the transients in our sample have previously been presented as TDE candidates in Masterson et al. (2024). Our sample construction successfully recovers all high-confidence TDEs of that work.

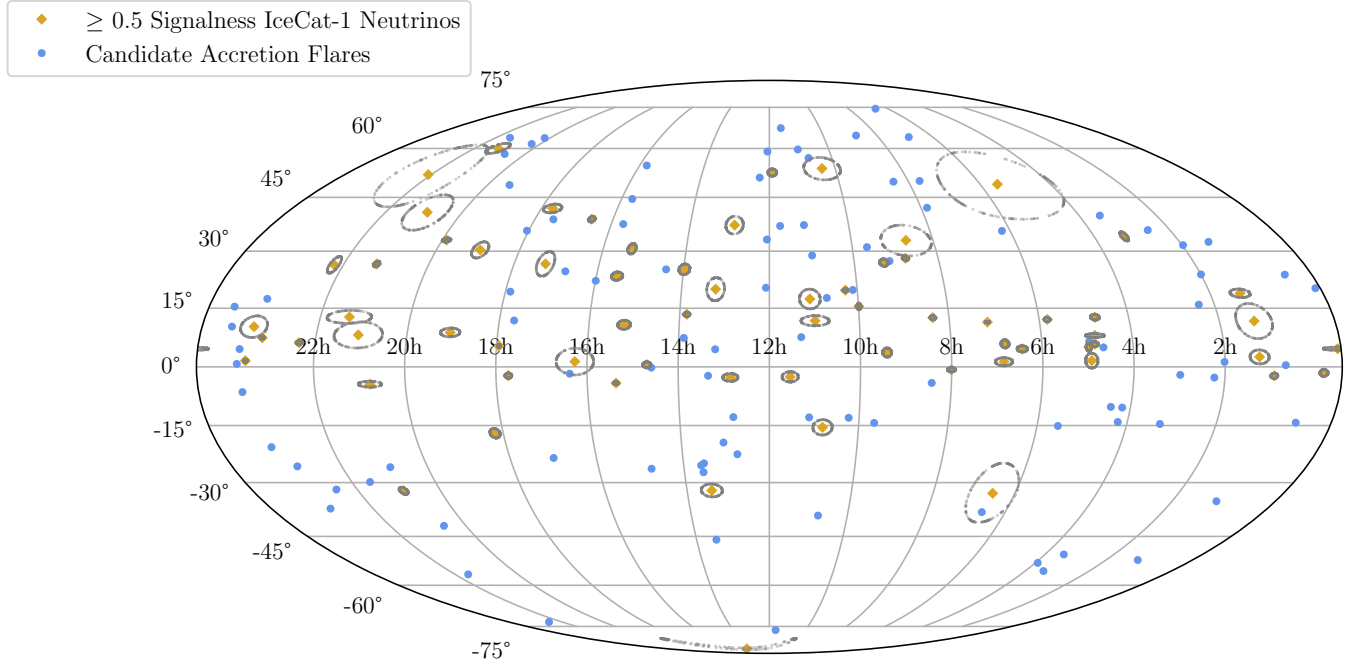
## 2.2. IceCube Neutrino Alerts

The IceCube Neutrino Observatory (Abbasi et al. 2009a), located at the South Pole, detects Cherenkov radiation produced by secondary charged particles that result from neutrino interactions with the ice. Our parent sample of neutrino alerts is the most recent catalog of astrophysical neutrino events produced by the IceCube collaboration, IceCat-1 (Abbasi et al. 2023). This catalog consists of track-like events which are mainly produced by muons traveling through the instrumented volume of IceCube. The direction and energy of track-like events can then be reconstructed and used to estimate the likelihood of an event being astrophysical in origin. This likelihood is a function of the reconstructed energy, reconstructed declination, and assumed astrophysical neutrino spectrum. The catalog contains events from May 13, 2011 to December 31, 2020. For this analysis, we only consider events following January 1, 2014 because the reactivation of the WISE satellite as the NEOWISE mission does not occur until September 2013. Moreover, we only consider neutrino events with signalness above 0.5, suggesting a larger than 50% probability of being astrophysical (see Abbasi et al. 2023, for details). This signalness based criterion is similar to that of Jiang et al. (2023), but stricter than the one employed in the exploration of van Velzen et al. (2024). We also exclude neutrino events with a 90% angular uncertainty greater than  $50^\circ$  in any direction, resulting in the exclusion of one neutrino event, IC140410A. These criteria yield a final sample of 68 IceCube neutrino events. Together with our selection of 99 accretion flares, we use larger samples than previous works (e.g. Reusch et al. 2022; van Velzen et al. 2024), allowing a more detailed investigation of possible associations.

## 3. RESULTS

We cross-match our sample of accretion flare candidates, listed in Table 1, with the neutrino sample from IceCat-1, in order to determine whether any of our mid-IR-selected transients are associated with neutrino events. A skymap of the accretion flare sample and all the considered IceCat-1 neutrino events is plotted in Fig. 2. We note that the two samples have different observational selection effects. An apparent excess of neutrino events in the northern hemisphere is due to the declination-dependent sensitivity of the IceCube observatory (e.g. Abbasi et al. 2009b). Instead, the NEOWISE survey provides a more homogeneous sensitivity

<sup>1</sup> [https://wise2.ipac.caltech.edu/docs/release/allsky/expsup/sec4\\_4h.html](https://wise2.ipac.caltech.edu/docs/release/allsky/expsup/sec4_4h.html)



**Figure 2.** An all-sky map in equatorial coordinates of the considered IceCat-1 neutrino events, with signalness above 0.5 and 90% angular uncertainty contours below  $50^\circ$  as reported by Abbasi et al. (2023), and our final sample of 99 mid-IR accretion flares.

across the whole sky, while the chosen galaxy catalog, CLU, also includes more galaxies in the northern hemisphere. These observing limitations become important when one wishes to estimate the exact fraction of astrophysical neutrinos a class of celestial sources can account for. However, these effects are not expected to affect significantly our analysis and main conclusions, as presented below.

For a flare to be considered spatially coincident with a neutrino event, we require that the flare falls within the neutrino alert’s 90% uncertainty contours. In addition, for the neutrino event and accretion flare to be physically linked, the two events must also coincide temporally. We follow a conservative approach and assume a temporal coincidence when the neutrino arrives within one year of the transient’s IR flux peak. This is consistent with past studies which found that for accretion flares coincident with neutrinos, the neutrinos have arrived in a narrow window around the IR peak of the flare (Jiang et al. 2023; van Velzen et al. 2024).

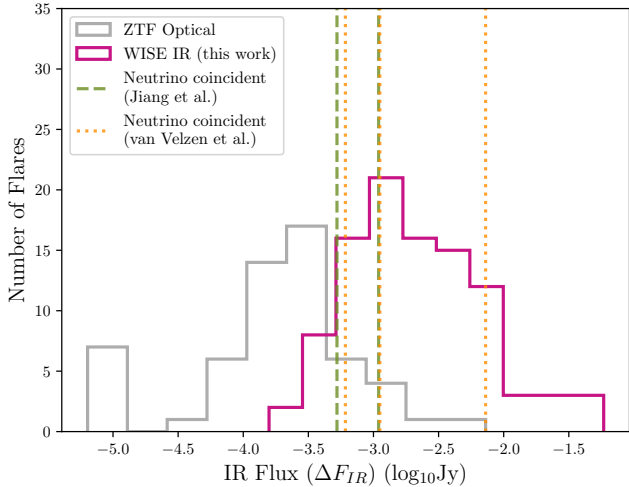
Our analysis leads to a singular spatial coincidence between WTP14acznep and IC140721A. The light curve of the galactic nucleus hosting WTP14acznep is shown in Fig. 1 along with the neutrino event time. WTP14acznep features two flares, both of which though are temporally far from the arrival time of IC140721A. While we lack WISE data in the years before the neutrino recorded time, the neutrino event seems to coin-

cide with a low flux state for the IR transient, before the onset of the flare, which disfavors a physical association between the two events and points at a chance association. We deduce that our analysis yields zero complete coincidences between our sample of mid-IR accretion flares and high signalness neutrinos.

To further explore the lack of coincidence between accretion flares and neutrino events, and to conclude on its significance, we calculate the infrared W1 flux of our sources, which has been assumed to scale with the neutrino flux of accretion flares. The peak flux and baseline flux of each transient are estimated following the procedure described in 2.1. In order to allow for a direct comparison with the work of van Velzen et al. (2024), we follow their approach in estimating the IR flux of a transient,  $\Delta F_{IR}$ , as the peak minus the baseline flux. The computed values are given in Table 1. We further calculate the IR flux of all accretion flare candidates in van Velzen et al. (2024) using our custom pipeline to estimate their NEOWISE W1 light curve. In this way, we can compare our sample with other accretion flares in the nearby Universe, including the three reported coincidences. Similarly, we measure the IR flux of the two TDE candidates considered in (Jiang et al. 2023).

Figure 3 plots the histogram of the computed IR fluxes for all sources. It is evident that the mid-IR detected accretion flares, identified in our analysis, feature a systematically larger flux when compared to accretion flares





**Figure 3.** Distribution of the IR flux of the mid-IR accretion flares identified in our analysis (magenta) and of the optical accretion flares (gray curve) considered by [van Velzen et al. \(2024\)](#). The vertical orange dotted lines and green dashed lines denote the flux of the TDE candidates reported to coincide with a neutrino even by [van Velzen et al. \(2024\)](#) and [Jiang et al. \(2023\)](#) respectively.

identified in the optical. Their flux is also similar, if not larger, to the reported accretion flares with a neutrino event association. Hence, the lack of any coincidence with neutrino events seems to challenge previous results that accretion flares with strong dust echo accounts for a fraction of the observed high-energy neutrino sky. In fact, [van Velzen et al. \(2024\)](#) assumed that mid-IR emission, presumed to be a proxy for the bolometric flux, and neutrino flux of accretion flares are correlated in order to infer a statistically significant coincidence between the two populations. Under such an assumption, we expect our sample, given its size and the high mid-IR fluxes, to coincide with several IceCube events, which we do not observe. Therefore, we conclude that the general population of accretion flares does not feature a prominent neutrino emission.

To explore potential biases imposed by our selection criterion for the flare duration, we also investigate possible coincidences between high signalness neutrinos and shorter duration flares. Upon including all events with a duration greater than half of a year (i.e. events with more than 1 NEOWISE detection) in our analysis, and applying the same criteria outlined above, we again find no complete coincidences between these shorter dura-

tion flares and high signalness neutrinos, which further strengthens our results.

#### 4. CONCLUSIONS

In this work, we compiled a sample of the brightest nearby mid-IR accretion flares by systematically searching for nuclear transients in NEOWISE survey data and enforcing additional criteria to select TDE candidates and high-amplitude AGN flares. Then, we utilized the latest IceCube neutrino catalog, IceCat-1, and we cross-matched our sample with neutrino events of high signalness to identify mid-IR accretion transients that are potentially sources of astrophysical neutrinos. Our analysis yields zero coincidences between accretion flares and astrophysical neutrinos, pointing at the lack of a prominent physical association between the two populations.

In retrospect, this is perhaps expected. As discussed in detail by [van Velzen et al. \(2024\)](#), the energy reservoir and the fluence of regular AGN is significantly larger than in transient accretion flares. As both phenomena are thought to be powered by the same process, that is the accretion of matter onto a supermassive black hole, neutrino emission of AGN should dominate the observed neutrino sky over any contribution from flaring events. Indeed, [Fiorillo et al. \(2025\)](#) have recently shown that AGN emission can account for the diffuse neutrino signal of IceCube, further confirming earlier explorations (e.g. [Padovani et al. 2024](#)). In addition, preliminary results from a refined analysis of the IceCube events with improved angular resolution dispute the previously reported association between neutrino events and optical TDEs ([Zegarelli et al. 2025](#)).

Although our results disfavor a strong association between the general population of accretion flares and neutrino events, it should be mentioned that an association with a specific class of accretion flares cannot be ruled out. For example, if there are intrinsic differences between mid-IR and optical detected flares, perhaps only the latter could accelerate neutrinos efficiently. Nevertheless, our work highlights that accretion flares with strong dust echoes fail to account for a large fraction of the observed neutrinos, disputing a correlation between their mid-IR flux and neutrino emission. We motivate further work with larger samples to constrain the fraction of neutrino events, if any, associated with different groups of accretion flares. Future studies with the Rubin observatory ([Ivezić et al. 2019](#)), the Roman Space Telescope ([Akeson et al. 2019](#)), SPHEREx ([Doré et al. 2014](#)), and NEOSurveor ([Mainzer et al. 2023](#)) have the potential to conclusively address this.

#### REFERENCES

- Aartsen, M. G., Abraham, K., Ackermann, M., et al. 2017, *The Astrophysical Journal*, 835, 45, doi: [10.3847/1538-4357/835/1/45](https://doi.org/10.3847/1538-4357/835/1/45)
- Abbasi, R., Ackermann, M., Adams, J., et al. 2009a, *Nuclear Instruments and Methods in Physics Research A*, 601, 294, doi: [10.1016/j.nima.2009.01.001](https://doi.org/10.1016/j.nima.2009.01.001)
- Abbasi, R., Abdou, Y., Abu-Zayyad, T., et al. 2009b, *PhRvL*, 103, 221102, doi: [10.1103/PhysRevLett.103.221102](https://doi.org/10.1103/PhysRevLett.103.221102)
- Abbasi, R., Ackermann, M., Adams, J., et al. 2023, *The Astrophysical Journal Supplement Series*, 269, 25, doi: [10.3847/1538-4365/acfa95](https://doi.org/10.3847/1538-4365/acfa95)
- Abbasi, R., Ackermann, M., Adams, J., et al. 2025a, *ApJ*, 981, 131, doi: [10.3847/1538-4357/ada94b](https://doi.org/10.3847/1538-4357/ada94b)
- . 2025b, *ApJ*, 988, 141, doi: [10.3847/1538-4357/addd05](https://doi.org/10.3847/1538-4357/addd05)
- Akeson, R., Armus, L., Bachelet, E., et al. 2019, arXiv e-prints, arXiv:1902.05569, doi: [10.48550/arXiv.1902.05569](https://doi.org/10.48550/arXiv.1902.05569)
- Cook, D. O., Kasliwal, M. M., Sistine, A. V., et al. 2019, *The Astrophysical Journal*, 880, 7, doi: [10.3847/1538-4357/ab2131](https://doi.org/10.3847/1538-4357/ab2131)
- De, K., MacLeod, M., Karambelkar, V., et al. 2023, *Nature*, 617, 55, doi: [10.1038/s41586-023-05842-x](https://doi.org/10.1038/s41586-023-05842-x)
- Doré, O., Bock, J., Ashby, M., et al. 2014, arXiv e-prints, arXiv:1412.4872, doi: [10.48550/arXiv.1412.4872](https://doi.org/10.48550/arXiv.1412.4872)
- Farrar, G. R., & Gruzinov, A. 2009, *The Astrophysical Journal*, 693, 329–332, doi: [10.1088/0004-637X/693/1/329](https://doi.org/10.1088/0004-637X/693/1/329)
- Fiorillo, D. F. G., Comisso, L., Peretti, E., Petropoulou, M., & Sironi, L. 2025, arXiv e-prints, arXiv:2504.06336, doi: [10.48550/arXiv.2504.06336](https://doi.org/10.48550/arXiv.2504.06336)
- Gezari, S. 2021, *ARA&A*, 59, 21, doi: [10.1146/annurev-astro-111720-030029](https://doi.org/10.1146/annurev-astro-111720-030029)
- IceCube Collaboration. 2013, *Science*, 342, 1242856, doi: [10.1126/science.1242856](https://doi.org/10.1126/science.1242856)
- IceCube Collaboration, Aartsen, M., Ackermann, M., et al. 2018, *Science*, 361, 147, doi: [10.1126/science.aat2890](https://doi.org/10.1126/science.aat2890)
- IceCube Collaboration, Abbasi, R., Ackermann, M., et al. 2022, *Science*, 378, 538, doi: [10.1126/science.abg3395](https://doi.org/10.1126/science.abg3395)
- . 2024, *Physical Review D*, 110, 022001, doi: [10.1103/PhysRevD.110.022001](https://doi.org/10.1103/PhysRevD.110.022001)
- Ivezić, Ž., Kahn, S. M., Tyson, J. A., et al. 2019, *ApJ*, 873, 111, doi: [10.3847/1538-4357/ab042c](https://doi.org/10.3847/1538-4357/ab042c)
- Ji, S., Wang, Z., Zhu, L., Geier, S., & Gupta, A. C. 2025, *ApJ*, 991, 20, doi: [10.3847/1538-4357/adfb73](https://doi.org/10.3847/1538-4357/adfb73)
- Jiang, N., Dou, L., Wang, T., et al. 2016, *ApJL*, 828, L14, doi: [10.3847/2041-8205/828/1/L14](https://doi.org/10.3847/2041-8205/828/1/L14)
- Jiang, N., Zhou, Z., Zhu, J., Wang, Y., & Wang, T. 2023, *The Astrophysical Journal Letters*, 953, L12, doi: [10.3847/2041-8213/acebe3](https://doi.org/10.3847/2041-8213/acebe3)
- Johansson, J., Goobar, A., Kasliwal, M. M., et al. 2017, *MNRAS*, 466, 3442, doi: [10.1093/mnras/stw3350](https://doi.org/10.1093/mnras/stw3350)
- Lang, D. 2014, *AJ*, 147, 10
- Mainzer, A. K., Masiero, J. R., Abell, P. A., et al. 2023, *PSJ*, 4, 224, doi: [10.3847/PSJ/ad0468](https://doi.org/10.3847/PSJ/ad0468)
- Masterson, M., De, K., Panagiotou, C., et al. 2024, *The Astrophysical Journal*, 961, 211, doi: [10.3847/1538-4357/ad18bb](https://doi.org/10.3847/1538-4357/ad18bb)
- Meisner, A. M., Lang, D., & Schlegel, D. J. 2017a, *AJ*, 153, 38, doi: [10.3847/1538-3881/153/1/38](https://doi.org/10.3847/1538-3881/153/1/38)
- . 2017b, *AJ*, 154, 161, doi: [10.3847/1538-3881/aa894e](https://doi.org/10.3847/1538-3881/aa894e)
- Murase, K. 2017, *Active Galactic Nuclei as High-Energy Neutrino Sources*, 15–31, doi: [10.1142/9789814759410\\_0002](https://doi.org/10.1142/9789814759410_0002)
- Necker, J. 2023, arXiv e-prints, arXiv:2307.15531, doi: [10.48550/arXiv.2307.15531](https://doi.org/10.48550/arXiv.2307.15531)
- Necker, J., Graikou, E., Kowalski, M., et al. 2025, *A&A*, 695, A228, doi: [10.1051/0004-6361/202451340](https://doi.org/10.1051/0004-6361/202451340)
- Neronov, A., Savchenko, D., & Semikoz, D. V. 2024, *PhRvL*, 132, 101002, doi: [10.1103/PhysRevLett.132.101002](https://doi.org/10.1103/PhysRevLett.132.101002)
- Padovani, P., Gilli, R., Resconi, E., Bellenghi, C., & Henningsen, F. 2024, *A&A*, 684, L21, doi: [10.1051/0004-6361/202450025](https://doi.org/10.1051/0004-6361/202450025)
- Panagiotou, C., De, K., Masterson, M., et al. 2023, *ApJL*, 948, L5, doi: [10.3847/2041-8213/acc02f](https://doi.org/10.3847/2041-8213/acc02f)
- Rees, M. J. 1988, *Nature*, 333, 523, doi: [10.1038/333523a0](https://doi.org/10.1038/333523a0)
- Reusch, S., Stein, R., Kowalski, M., et al. 2022, *PhRvL*, 128, 221101, doi: [10.1103/PhysRevLett.128.221101](https://doi.org/10.1103/PhysRevLett.128.221101)
- Son, S., Kim, M., & Ho, L. C. 2023, *ApJ*, 958, 135, doi: [10.3847/1538-4357/ad01bc](https://doi.org/10.3847/1538-4357/ad01bc)
- Stein, R., van Velzen, S., Kowalski, M., et al. 2021, *Nature Astronomy*, 5, 510, doi: [10.1038/s41550-020-01295-8](https://doi.org/10.1038/s41550-020-01295-8)
- van Velzen, S., Stein, R., Gilfanov, M., et al. 2024, *Monthly Notices of the Royal Astronomical Society*, 529, 2559, doi: [10.1093/mnras/stae610](https://doi.org/10.1093/mnras/stae610)
- Vaughan, S., Edelson, R., Warwick, R. S., & Uttley, P. 2003, *MNRAS*, 345, 1271, doi: [10.1046/j.1365-2966.2003.07042.x](https://doi.org/10.1046/j.1365-2966.2003.07042.x)
- Velzen, S. v., Mendez, A. J., Krolik, J. H., & Gorjian, V. 2016, *The Astrophysical Journal*, 829, 19, doi: [10.3847/0004-637X/829/1/19](https://doi.org/10.3847/0004-637X/829/1/19)
- Winter, W., & Lunardini, C. 2023, *The Astrophysical Journal*, 948, 42, doi: [10.3847/1538-4357/acbe9e](https://doi.org/10.3847/1538-4357/acbe9e)
- Wright, E. L. 1980, *The Astrophysical Journal*, 242, L23, doi: [10.1086/183393](https://doi.org/10.1086/183393)
- Wright, E. L., Eisenhardt, P. R. M., Mainzer, A. K., et al. 2010, *The Astronomical Journal*, 140, 1868, doi: [10.1088/0004-6256/140/6/1868](https://doi.org/10.1088/0004-6256/140/6/1868)

Zegarelli, A., Franckowiak, A., Sommani, G.,  
Valtonen-Mattila, N., & Yuan, T. 2025, arXiv e-prints,  
arXiv:2507.06176, doi: [10.48550/arXiv.2507.06176](https://doi.org/10.48550/arXiv.2507.06176)

Zuckerman, L., De, K., Eilers, A.-C., Meisner, A. M., &  
Panagiotou, C. 2023, MNRAS, 523, 3555,  
doi: [10.1093/mnras/stad1625](https://doi.org/10.1093/mnras/stad1625)

**Table 1.** WISE IR Transients. The flare names follow the naming scheme outlined in [Zuckerman et al. \(2023\)](#). The fourth columns lists the peak W1 flux of the transient event. The redshift values were retrieved from NED<sup>3</sup>.

Flare Name	Right Ascension	Declination	W1 flux (mJy)	Redshift
WTP14acznep	102.573	-38.087	6.9967	0.0300
WTP18aamodk	36.961	1.254	0.1578	0.1863
WTP14acrehd	180.857	33.146	0.3424	0.0349
WTP14acrprg	346.762	4.549	6.4714	0.0430
WTP14abmntz	57.723	39.789	4.1231	0.0187
WTP20aancak	79.111	6.472	16.6613	0.0339
WTP17aamhvw	74.789	4.975	1.9970	0.0156
WTP14acqmec	146.425	-14.326	44.4391	0.0077
WTP17aaiosn	304.297	58.202	2.5429	0.0123
WTP14acyrpi	103.049	74.427	28.5947	0.0195
WTP14aclgv	54.778	-14.611	1.2554	0.0358
WTP14adccll	11.386	-14.259	0.8398	0.0220
WTP10aczqiu	199.264	-2.261	1.2763	0.0193
WTP14acqreo	161.390	17.668	0.8511	0.0414
WTP20aajfjy	200.861	-45.970	1.5558	0.0366
WTP14aczyhc	128.902	49.595	1.3211	0.0424
WTP17aamoxe	317.243	-56.475	4.5237	0.0431
WTP14acljhb	44.697	35.733	3.3690	0.0454
WTP13aabtfk	167.311	-12.931	1.6626	0.0256
WTP15acbuuv	154.673	-13.002	5.7886	0.0306
WTP15abzydu	266.572	35.572	5.1269	0.0225
WTP14abnpgk	251.478	-23.452	7.2920	0.0203
WTP14acxcsm	259.161	38.724	2.4499	0.0728
WTP14adaukh	330.508	-31.870	58.5813	0.0087
WTP14acstok	1.581	20.203	20.3012	0.0258
WTP14adbrmc	176.125	36.886	2.1696	0.0381
WTP18aanzwl	152.783	19.741	0.7327	0.0289
WTP14ackylvh	41.778	15.929	1.4641	0.0250
WTP15abzcdt	36.727	23.800	6.2325	0.0336
WTP14adbonj	184.029	50.825	1.8774	0.0310
WTP16aaqrer	280.830	-62.112	3.0773	0.0151
WTP15abulxt	68.453	-14.090	0.6949	0.0310
WTP14acsxcf	234.160	54.559	8.6476	0.0389
WTP15abnrzj	96.971	35.517	2.9096	0.0250
WTP18aalxpd	194.938	-19.404	0.4928	0.0457
WTP20aajikb	71.658	-10.226	3.4916	0.0151
WTP14actuee	202.239	-27.225	1.5414	0.0448
WTP14aczsef	133.803	64.396	3.2934	0.0362
WTP14ackhvn	8.958	23.744	1.6797	0.0675
WTP15abwllz	302.891	-41.959	0.9904	0.0486
WTP14acqidh	338.671	-37.112	1.2299	0.0430
WTP14actpwn	201.803	-24.862	1.7117	0.0405
WTP20aanifd	307.137	-25.877	0.6049	0.0400
WTP20aalcbh	346.185	-6.428	1.3229	0.0449



Table 1. WISE IR Transients (continued)

Flare Name	Right Ascension	Declination	W1 flux (mJy)	Redshift
WTP18aajsxw	68.012	-10.402	0.8242	0.0708
WTP18aampwj	26.677	32.508	4.6341	0.0375
WTP20aajhyv	219.582	-26.292	1.1623	0.0473
WTP14acrubs	23.274	-52.001	1.3283	0.0200
WTP14acskaw	20.976	-35.065	24.2546	0.0191
WTP14adbkno	167.493	37.136	1.5988	0.0260
WTP14adbjsh	342.953	-20.608	51.2272	0.0106
WTP14aczser	120.428	42.005	1.3214	0.0317
WTP14acyjnm	87.365	-15.118	2.3063	0.0403
WTP14acwadj	175.035	-76.554	1.2462	0.0403
WTP18aamkzk	237.180	22.137	6.9732	0.0313
WTP15abymdq	57.220	-55.427	2.6354	0.0374
WTP14acnjbu	264.329	19.292	1.2734	0.0391
WTP14adahfj	317.000	-29.836	2.6821	0.0199
WTP14acznqs	117.966	49.814	4.2951	0.0244
WTP14ackmmo	190.543	-22.472	3.1717	0.0462
WTP14acqpmt	338.126	-25.662	4.2604	0.0192
WTP14acksqa	64.394	-52.885	0.7469	0.0456
WTP14ackjvh	191.489	-12.856	0.9177	0.0781
WTP14acmcha	242.755	-1.742	2.0505	0.0426
WTP15abxvyr	347.334	0.757	1.7067	0.0324
WTP14adatfn	173.483	67.019	1.5970	0.0397
WTP17aalzpx	50.857	-2.047	1.5484	0.0372
WTP14ackwxx	217.085	-0.204	3.8298	0.0241
WTP19aalqow	233.165	44.534	0.7117	0.0376
WTP16aaveqn	17.747	0.434	0.4767	0.0188
WTP14acyxyr	106.645	63.849	6.9545	0.0142
WTP14acnfwn	261.268	11.871	6.5440	0.0180
WTP15aayqdd	315.732	63.607	5.5862	0.0110
WTP14acknzv	214.498	25.137	14.6646	0.0172
WTP19aaleui	342.377	17.434	0.5336	0.0453
WTP14adaqlx	139.377	27.344	0.8947	0.0993
WTP16aavohn	298.911	61.512	0.6882	0.0641
WTP18aanjtn	332.060	-73.167	1.9558	0.0465
WTP18aajkmk	40.099	-2.728	4.9069	0.0289
WTP17aaldjb	197.065	4.486	0.5330	0.0483
WTP18aaojju	162.141	-39.044	1.9341	0.0447
WTP20aakleq	165.412	28.844	0.3388	0.0344
WTP15acbgn	166.258	59.685	4.1321	0.0337
WTP18aajqqd	232.965	37.413	0.3922	0.0299
WTP16aavawr	169.933	7.592	2.3399	0.0393
WTP17aamzew	146.236	31.098	1.1912	0.0347
WTP14acrnt	181.124	20.316	3.9250	0.0226
WTP14acsdqt	351.841	15.410	2.4538	0.0460
WTP14acvhdx	36.427	31.623	0.9117	0.0172
WTP15acbfkt	162.040	56.917	0.3062	0.0462
WTP14adeqka	297.354	63.509	12.7971	0.0190

**Table 1.** WISE IR Transients (continued)

<b>Flare Name</b>	<b>Right Ascension</b>	<b>Declination</b>	<b>W1 flux (mJy)</b>	<b>Redshift</b>
WTP14ackodc	207.025	7.388	1.2301	0.0235
WTP13aabqed	350.530	10.306	0.9033	0.0612
WTP15abyuwj	57.598	-50.310	0.8098	0.0365
WTP14acttuy	202.808	-25.403	7.6342	0.0260
WTP18aakapq	247.998	24.628	0.2943	0.0433
WTP14acpcnd	128.912	-4.088	7.7089	0.0142
WTP19aakidi	285.670	48.619	0.4700	0.0608
WTP17aanbso	180.910	58.987	0.1728	0.0469