

# Gradient dynamics model for chemically driven running drops

Justus Niehoff,<sup>1,\*</sup> Florian Voss,<sup>1,†</sup> and Uwe Thiele<sup>1,2,‡</sup>

<sup>1</sup>*Institute of Theoretical Physics, University of Münster,  
Wilhelm-Klemm-Str. 9, 48149 Münster, Germany*

<sup>2</sup>*Center for Data Science and Complexity (CDSC),  
University of Münster, Corrensstr. 2, 48149 Münster, Germany*

# Abstract

We present a thermodynamically consistent model for chemically driven running drops on a solid substrate with reversible substrate adsorption of a wettability-changing chemical species. We consider drops confined to a vertical gap, thereby allowing us to first obtain a gradient dynamics description of the closed system, corresponding to a set of coupled dynamical equations for the drop profile and the chemical concentration profiles of species on the substrate and in both fluids (drop, ambient medium). Chemostatting the species in the drop and the ambient medium, we then derive a reduced model for the dynamics of the drop and the adsorbate on the substrate. When the externally imposed chemical potentials are distinct, the system is driven away from thermodynamic equilibrium, allowing for sustained drop self-propulsion across the substrate due to a wettability contrast maintained by chemical reactions. We numerically study the resulting running drops and show how they emerge from drift-pitchfork bifurcations.

## 1 INTRODUCTION

It is well-known that external gradients can drive fluid motion, e.g., causing liquid drops to run uphill on a chemically altered substrate [1], and driving the downwards motion of bubbles in a vertically increasing temperature field [2]. By contrast, insights into self-induced drop and colloidal particle motion are relatively recent. Examples include catalytic Janus particles [3], enzyme-enriched biomolecular condensates [4, 5], active polar drops [6, 7] and droplet microswimmers [8, 9]. Often, such systems are also considered as particular instances of active matter, where self-organized local energy influxes prevent relaxation to thermodynamic equilibrium and drive sustained dynamic behavior, e.g., self-propulsion. A classical example for self-propelled liquid drops on solid substrates are chemically driven running drops [10–16], where drops are laden with a substance that can reduce (or generally alter) the wettability of the underlying surface via chemical reactions. Initially stationary drops then sit on a less wettable “patch” due to the occurring reactions. Their spatial symmetry is eventually broken by fluctuations and they are driven away from their current position on the substrate. The motion is then further maintained by the reactions that continuously render the underlying substrate less wettable, thereby sustaining a driving wet-

---

\* [jniehoff@uni-muenster.de](mailto:jniehoff@uni-muenster.de); ORCID ID: 0009-0006-1533-7062; JN and FV contributed equally to this work.

† [f\\_voss09@uni-muenster.de](mailto:f_voss09@uni-muenster.de); ORCID ID: 0009-0003-9679-035X; JN and FV contributed equally to this work.

‡ [u.thiele@uni-muenster.de](mailto:u.thiele@uni-muenster.de); <http://www.uwethiele.de>; ORCID ID: 0000-0001-7989-9271

tability contrast. A distinction is made between scenarios where the substrate is either irreversibly [10, 12, 13] or reversibly [11, 16] altered. In the former case, drops avoid their own less wettable “trail”, whereas in the latter case, drop motion is unrestricted. Reversible substrate coverage occurs, e.g., when the adsorbed chemical dissolves into an ambient fluid once the drop has passed the corresponding area on the substrate.

In both cases, the experimentally observed dynamics has been modeled by combining a thin-film description of partially wetting drops with reaction-diffusion dynamics of the chemical species on the substrate [14, 15]. In these models, the chemomechanical coupling occurs via a concentration-dependent disjoining (or Derjaguin) pressure that describes wettability. Notably, it is assumed that the coupling is “one-sided”, i.e., it affects neither diffusion on the substrate nor the reaction kinetics, which is assumed of ideal mass-action type and only occurs below the drop. These strong assumptions imply that this simple approach is not thermodynamically consistent.

A thermodynamically consistent model for the *irreversible* case is proposed in Ref. [17]. There, reciprocal couplings between, on the one hand, a concentration-dependent disjoining pressure and, on the other hand, the reaction kinetics and diffusion follow directly from the thermodynamic structure of the model. The corresponding back-couplings yield modifications of diffusion and reaction kinetics in the contact line region, resulting, e.g., in concentration gradients even at thermodynamic equilibrium. By treating the drop bulk as a large particle reservoir with an externally imposed chemical potential (chemostat) for the chemical species, drops may then self-propel across the substrate. However, without nontrivial flows imposed at the system boundaries, this self-propulsion is transient and drops ultimately come to rest. This is either because they are slowed down by the continuous diffusion of the chemical in their trail and due to concentration gradients forming at the advancing contact line (caused by the reciprocal coupling of wettability and reaction kinetics), or because they run into their own “trail”. This process in fact always reflects a relaxation toward thermodynamic equilibrium, independently of the value of the externally imposed chemical potential, and is characterized by a monotonic decrease of the semi-grand free energy [18] in contrast to the increasing free energy shown in Ref. [17]. Note that for a domain of infinite extent the relaxation process can take the form of a steadily moving drop in analogy of a drop sliding down an infinitely extended incline.

Here, we introduce a thermodynamically consistent (gradient dynamics) model for the *reversible* case. To this end, we consider sessile drops in an ambient medium that is confined in a vertical gap between two parallel plates. For the closed system, this geometry allows us to derive

a gradient dynamics description for the drop and the concentrations of the chemical substance in the drop, on the substrate and in the ambient fluid. By then treating the drop and the surrounding medium as chemostats, respectively representing a large particle source and sink, we obtain a reduced model for the drop and the adsorbate on the substrate. When the externally imposed chemical potentials of the chemostats are distinct, conditions for thermodynamic equilibrium are violated and the system is driven out of equilibrium. For sufficiently strong nonequilibrium driving, drops then exhibit self-propulsion across the substrate that is sustained indefinitely. This is in contrast to the case of a single chemostat, i.e., irreversible substrate coverage, which is always relaxational.

The outline of this paper is as follows. In Sec. 2, we briefly review the general gradient dynamics structure for spatially extended systems, including chemical reactions. We refer to Ref. [19] for a general account of nonequilibrium thermodynamics. Specifically for chemical reactions, see Refs. [18, 20, 21]. For applications to (reactive) thin-film hydrodynamics, see Refs. [17, 22–24]. In Sec. 3, we present our model based on a gradient dynamics structure. We first provide a description of the relaxational closed system and then introduce nonequilibrium driving by chemostatting reactants in the drop and the ambient medium. The resulting persistent drop self-propulsion is numerically studied in some detail. In Sec. 4, we conclude and discuss possible extensions of the model.

## 2 N-FIELD GRADIENT DYNAMICS MODEL WITH CHEMICAL REACTIONS

We consider a closed isothermal system of  $N$  scalar field variables  $\boldsymbol{\psi} = (\psi_1, \dots, \psi_N)^T$ . These fields are functions of time  $t$  and position  $\vec{x}$  and may represent profiles of chemical concentrations, film thicknesses or mechanical deformations. We assume that the system is overdamped, i.e., inertial effects are negligible. For systems sufficiently close to thermodynamic equilibrium, the time evolution is then described by equations in gradient dynamics form [17, 22]

$$\partial_t \boldsymbol{\psi}(\vec{x}, t) = \vec{\nabla} \cdot \left[ \underline{\mathbf{Q}}(\boldsymbol{\psi}) \vec{\nabla} \frac{\delta \mathcal{F}}{\delta \boldsymbol{\psi}} \right] - \underline{\mathbf{M}}(\boldsymbol{\psi}) \frac{\delta \mathcal{F}}{\delta \boldsymbol{\psi}} + \mathbf{R}(\boldsymbol{\psi}), \quad (1)$$

where  $\mathcal{F}$  is the free energy functional of the system. The partial derivative with respect to time is denoted by  $\partial_t$  and  $\vec{\nabla}$  is the spatial gradient operator. The variational derivatives  $\delta \mathcal{F} / \delta \boldsymbol{\psi} = (\delta \mathcal{F} / \delta \psi_1, \dots, \delta \mathcal{F} / \delta \psi_N)^T$  represent thermodynamically conjugate quantities to the fields such as

pressures or chemical potentials. Equation (1) comprises three contributions. The first term corresponds to spatial transport, driven by, e.g., spatial gradients of variations. The second term represents local exchanges between the fields, e.g., due to evaporation or imbibition. There, the currents are driven by local differences between variations. Both mobility matrices,  $\underline{\mathcal{Q}}$  and  $\underline{\mathcal{M}}$ , are symmetric and positive semi-definite, reflecting microscopic reversibility and a nonnegative entropy production [19]. The last term represents contributions from chemical reactions and has the form  $\mathcal{R} = -\sum_r (\nu_r^+ - \nu_r^-) j_r$ , where  $\nu_r^+$  and  $\nu_r^-$  are the (tuples of) stoichiometric coefficients in the forward and backward direction of reaction  $r$ , respectively. We assume that in total  $R$  reactions take place. The entries  $\nu_{r\alpha}^+$  and  $\nu_{r\alpha}^-$  with  $\alpha = 1, \dots, N$  and  $r = 1, \dots, R$  reflect the stoichiometry of the field  $\psi_\alpha$  in reaction  $r$ . The corresponding reaction current  $j_r = j_r^+ - j_r^-$  similarly contains contributions from the forward ( $j_r^+$ ) and backward ( $j_r^-$ ) directions. Note that  $j_r^+, j_r^- \geq 0$  and every reaction is assumed reversible. Further, the forward and backward currents of each reaction obey local detailed balance [18, 21]

$$k_B T \ln \frac{j_r^+}{j_r^-} = \langle \nu_r^+ - \nu_r^-, \frac{\delta \mathcal{F}}{\delta \psi} \rangle, \quad (2)$$

where  $\langle \varphi, \omega \rangle = \sum_{\alpha=1}^N \varphi_\alpha \omega_\alpha$ .<sup>1</sup> Equation (2) is equivalent to the general form

$$j_r = k_r \left[ \exp \left( \frac{1}{k_B T} \langle \nu_r^+, \frac{\delta \mathcal{F}}{\delta \psi} \rangle \right) - \exp \left( \frac{1}{k_B T} \langle \nu_r^-, \frac{\delta \mathcal{F}}{\delta \psi} \rangle \right) \right], \quad (3)$$

where  $k_r \geq 0$  is an unspecified rate function that may, e.g., depend on the fields. Note that Eq. (2) is a nonlinear flux-force relation that connects the ratio of the forward and backward reaction currents to the chemical affinity  $\langle \nu_r^+ - \nu_r^-, \frac{\delta \mathcal{F}}{\delta \psi} \rangle$  [19], i.e., the thermodynamic force that drives the reaction. By contrast, the other fluxes in Eq. (1) are *linear* superpositions of (spatial gradients of) the variations, with coefficients given by  $\underline{\mathcal{Q}}$  and  $\underline{\mathcal{M}}$ .

From the structure of Eq. (1) as well as from Eq. (2) and the positive semidefiniteness of  $\underline{\mathcal{Q}}$  and  $\underline{\mathcal{M}}$ , it follows that  $d\mathcal{F}/dt \leq 0$  [17, 18], i.e., the system monotonically relaxes to thermodynamic equilibrium (or to some metastable steady state). In particular, this precludes time-periodic behavior such as sustained oscillations<sup>2</sup> and traveling states, as well as spatio-temporal chaos, as

<sup>1</sup> We remark that in Eq. (2), we have not restricted ourselves to fields  $\psi_\alpha$  that actually correspond to chemical concentrations. However, we assume that all fields that engage in some chemical reaction can be linearly transformed to some effective chemical concentration or density. This applies, e.g., to film thicknesses of homogeneous liquids.

<sup>2</sup> Because of the symmetry of  $\underline{\mathcal{Q}}$  and  $\underline{\mathcal{M}}$ , damped oscillations are also excluded.

commonly observed in systems that are driven away from thermodynamic equilibrium [23, 25–30]. Sources for nonequilibrium driving may be introduced in Eq. (1) in several ways. One could, e.g., directly add nonvariational terms, reflecting some internal forcing, and thereby break the structure of Eq. (1) [6, 28, 29]. Alternatively, one could break the thermodynamic constraints imposed on  $\underline{Q}$  or  $\underline{M}$  by rendering them indefinite<sup>3</sup> [25, 31], or break local detailed balance (2) [18]. The latter may be realized via *chemostatting*, i.e., particle exchange with external reservoirs. Then, the chemical potentials of some of the reacting species are imposed externally and appear as additional terms (that are not related to the variations) on the right hand side of Eq. (2). Nonequilibrium driving then arises from a violation of thermodynamic equilibrium conditions, e.g., when the imposed values of several chemical potentials are mutually incompatible at equilibrium or when spatial gradients in chemical potentials are imposed [18]. Often, the presence of chemostats is rationalized by assuming that some species are highly abundant and their concentrations then remain approximately constant. For closed finite systems, it can be shown under certain restrictions that when some species become highly abundant, they may indeed be treated as chemostats and the system behaves like an open one [32].

To obtain specific (passive) models, Eq. (1) is supplemented with expressions for the free energy  $\mathcal{F}$ , the mobilities  $\underline{Q}$ ,  $\underline{M}$ , the stoichiometries  $\nu_r^+$ ,  $\nu_r^-$  and the reaction rate functions  $k_r$ . Examples that are then captured by Eq. (1) include diffusion equations [17, 33, 34], Cahn-Hilliard models [34–36], (non-ideal) reaction-diffusion systems [18], reactive [17, 23, 24] and non-reactive [33, 37–41] thin-film models and other soft matter systems [34].

### 3 CHEMICALLY DRIVEN RUNNING DROPS

We now specifically consider drops of a partially wetting solution situated on a flat rigid substrate and enclosed in a vertical gap of height  $d$  (Fig. 1). The dissolved molecules may reversibly adsorb from the drop onto the substrate, thereby locally altering its wettability. Away from the drop, molecules may also reversibly desorb from the substrate into a surrounding medium. We assume that both processes can be modeled by reversible monomolecular reactions and formally

---

<sup>3</sup> In some cases, this is equivalent to the addition of nonvariational terms [25, 31].

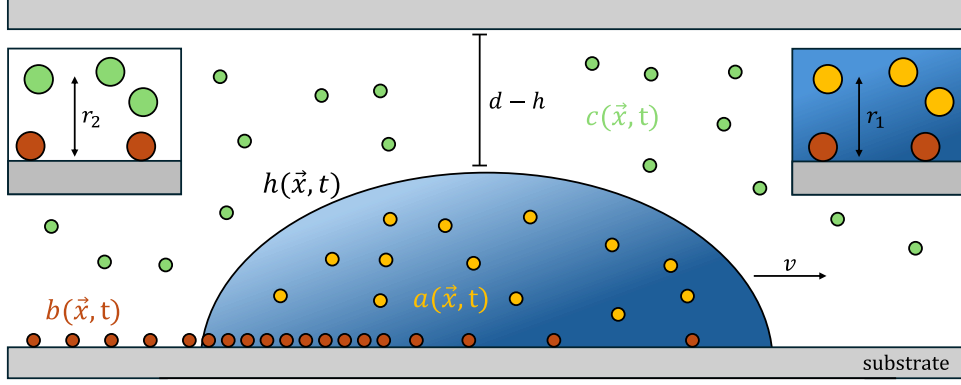


FIG. 1. Sketch of a chemically driven running drop confined to a vertical gap of height  $d$ . The local film height is denoted by  $h(\vec{x}, t)$ . The concentration of particles in the drop, on the substrate and in the surrounding medium are given by  $a(\vec{x}, t)$ ,  $b(\vec{x}, t)$  and  $c(\vec{x}, t)$  (respectively yellow, red and green). Particles may adsorb from the drop onto the substrate or dissolve from the substrate into the surrounding medium with the reaction rates  $r_1$  and  $r_2$ , respectively. Particles that adsorb onto the substrate render it less wettable, thereby causing the drop to move along the wettability gradient with velocity  $v$

treat each state of the molecules as a separate chemical species,



where  $A$ ,  $B$  and  $C$  denote the species in the drop, the species on the substrate and the species dissolved in the surrounding medium, respectively. The reaction rates are given by  $r_1, r_2 \geq 0$ . Note that we do not consider processes like evaporation of the drop and of the chemical on the substrate and therefore have  $\underline{\mathcal{M}} = 0$  in Eq. (1). We assume shallow drops such that spatial gradients in the local film height  $h(\vec{x}, t)$  are small, i.e., we employ a long-wave approximation [42, 43]. The particle number densities for species  $A$ ,  $C$  and  $B$  are respectively given by  $a(\vec{x}, t)$ ,  $c(\vec{x}, t)$  (particles per unit volume) and  $b(\vec{x}, t)$  (particles per unit substrate area). All fields are parametrized in substrate coordinates  $\vec{x} = (x, y)^T$ . Note that in this thin-film geometry,  $a(\vec{x}, t)$  and  $c(\vec{x}, t)$  correspond to vertically averaged quantities [17, 37]. Furthermore, in this geometry the concentration dynamics in the surrounding medium can only be captured for a *closed* system when there exists a vertical bound, i.e., drops must be confined to a gap. For details on analogous case of evaporating drops,

see Ref. [44]. The free energy of this system is given by

$$\mathcal{F} = \int \left[ f(h, b) + h g_a(a) + g_b(b) + (d - h) g_c(c) + \frac{\gamma}{2} |\vec{\nabla} h|^2 + h \frac{\sigma_a}{2} |\vec{\nabla} a|^2 + \frac{\sigma_b}{2} |\vec{\nabla} b|^2 + (d - h) \frac{\sigma_c}{2} |\vec{\nabla} c|^2 \right] d^2 r, \quad (6)$$

where integration is performed over substrate coordinates. The first contribution  $f(h, b) = A_h \left( 1 + \lambda \frac{b}{b_0} \right) \left( -\frac{1}{2h^2} + \frac{h_a^3}{h^5} \right)$  represents a mesoscopic wetting energy with the Hamaker constant  $A_h > 0$  and a single minimum in the film height at  $h = h_a$ , corresponding to the thickness of the adsorption layer that coexists with the drop in the mesoscopic picture. Note that the thickness of the adsorption layer  $h_a$  is independent of  $b$ . We assume a linear dependence on the adsorbate density  $b$  where  $\lambda > 0$  is a dimensionless proportionality factor and  $b_0 > 0$  is a reference density.<sup>4</sup> This choice implies that the adsorbate renders the substrate *less* wettable. We remark that the corresponding spreading coefficient  $S$  must be determined from the consistency of macroscopic and mesoscopic descriptions of thermodynamic equilibrium, in analogy to Ref. [45]. This results in an expression for the spreading coefficient that, in general, differs from the one that is obtained for the simple thin-film equation and was given in Refs. [14, 17]. We derive an expression for  $S$  for the chemostatted passive (relaxational) system in Appendix A. Here, we have  $S < 0$  for our choice of  $f(h, b)$ , corresponding to partial wetting. The next three terms  $h g_a$ ,  $g_b$  and  $(d - h) g_c$  represent the free energy contributions of species  $A$ ,  $B$  and  $C$ , respectively. Note that in contrast to  $g_b$  (energy per unit substrate area), the contributions  $g_a$  and  $g_c$  are energies per unit volume. The remaining terms penalize gradients in the interface height and the densities, where  $\gamma > 0$  is the surface tension of the liquid and  $\sigma_a, \sigma_b, \sigma_c > 0$  are interface stiffnesses. When the system is closed, i.e., the total mass of chemical species  $M = m \int [h a + b + (d - h) c] d^2 r$  (with the mass per particle  $m$ )<sup>5</sup> and the liquid volume  $V = \int h d^2 r$  are conserved and finite, the system is described by a gradient dynamics of the form (1) with the dynamical fields  $\psi_1 = h, \psi_2 = h a, \psi_3 = b$  and  $\psi_4 = (d - h) c$ , see Refs. [17, 37, 44] for details on the choice of fields. Specifically, the mobility

<sup>4</sup> We do not combine  $\lambda$  and  $b_0$  into a single factor due to the employed nondimensionalization where  $b_0$  is used for scaling, see Appendix B.

<sup>5</sup> Note that reactions (4) and (5) imply that all species have identical masses per particles.



matrix for spatial transport is given by

$$\underline{\underline{\mathcal{Q}}} = \begin{pmatrix} \frac{h^3}{3\eta} & \frac{h^3 a}{3\eta} & 0 & 0 \\ \frac{h^3 a}{3\eta} & \frac{h^3 a^2}{3\eta} + D_a h a & 0 & 0 \\ 0 & 0 & D_b b & 0 \\ 0 & 0 & 0 & D_c (d - h) c \end{pmatrix}, \quad (7)$$

where  $\eta$  is the dynamic viscosity of the liquid. The upper-left  $2 \times 2$ -matrix in (7) corresponds to a description of thin films of mixtures or suspensions with no-slip and no-penetration boundary conditions at the substrate and with a stress-free ambient medium [37]. Note that (7) is positive definite and symmetric. The diffusivity of each species is given by  $D_i > 0$  with  $i = a, b, c$ . Specifically for species  $B$  and  $C$ , we assume purely diffusive transport. This follows directly from the underlying boundary conditions of the thin-film problem at the substrate (vanishing liquid velocity) and at the free surface (vanishing stress). The latter boundary condition, corresponding to purely diffusive transport of species  $C$ , is appropriate when the ambient medium mechanically relaxes much faster than the drop, e.g., due to large differences in the viscosities of the two fluids. From our choice of fields and Eq. (6), we obtain the variations

$$\begin{aligned} \frac{\delta \mathcal{F}}{\delta \psi_1} = p = \partial_h f - \gamma \vec{\nabla}^2 h + g_a - a \partial_a g_a + \frac{\sigma_a}{2} |\vec{\nabla} a|^2 + \sigma_a \frac{a}{h} \vec{\nabla} \cdot (h \vec{\nabla} a), \\ - g_c + c \partial_c g_c - \frac{\sigma_c}{2} |\vec{\nabla} c|^2 - \sigma_c \frac{c}{(d - h)} \vec{\nabla} \cdot [(d - h) \vec{\nabla} c], \end{aligned} \quad (8)$$

$$\frac{\delta \mathcal{F}}{\delta \psi_2} = \mu_a = \partial_a g_a - \frac{\sigma_a}{h} \vec{\nabla} \cdot (h \vec{\nabla} a), \quad (9)$$

$$\frac{\delta \mathcal{F}}{\delta \psi_3} = \mu_b = \partial_b g_b + \partial_b f - \sigma_b \vec{\nabla}^2 b, \quad (10)$$

$$\frac{\delta \mathcal{F}}{\delta \psi_4} = \mu_c = \partial_c g_c - \frac{\sigma_c}{(d - h)} \vec{\nabla} \cdot [(d - h) \vec{\nabla} c], \quad (11)$$

where  $\vec{\nabla}^2$  denotes the two-dimensional Laplace operator. Note that Eq. (8) is the liquid pressure  $p$  and the Eqs. (9)-(11) are the chemical potentials  $\mu_a, \mu_b$  and  $\mu_c$  of  $A, B$  and  $C$ , respectively. The first term in (8) corresponds to the disjoining pressure  $\Pi(h, b) = -\partial_h f$  and the expressions  $g_a - a \partial_a g_a$  and  $-g_c + c \partial_c g_c$  are osmotic pressures. The reaction currents in Eq. (1) are now given

by  $\mathcal{R} = (0, -\mathcal{R}_{ab}, \mathcal{R}_{ab} - \mathcal{R}_{bc}, \mathcal{R}_{bc})^T$  with

$$\mathcal{R}_{ab} = \bar{r}_1(h) \left[ \exp\left(\frac{1}{k_B T} \frac{\delta \mathcal{F}}{\delta \psi_2}\right) - \exp\left(\frac{1}{k_B T} \frac{\delta \mathcal{F}}{\delta \psi_3}\right) \right], \quad (12)$$

$$\mathcal{R}_{bc} = \bar{r}_2(h) \left[ \exp\left(\frac{1}{k_B T} \frac{\delta \mathcal{F}}{\delta \psi_3}\right) - \exp\left(\frac{1}{k_B T} \frac{\delta \mathcal{F}}{\delta \psi_4}\right) \right]. \quad (13)$$

To account for the circumstance that reactions (4) and (5) respectively only take place either underneath the drop or away from it, the reaction rates  $\bar{r}_1(h)$ ,  $\bar{r}_2(h)$  carry film-height dependencies with  $\bar{r}_1(h) = \frac{r_1}{2} [1 + \tanh(\frac{h-h_0}{\Delta h})]$  and  $\bar{r}_2(h) = \frac{r_2}{2} [1 - \tanh(\frac{h-h_0}{\Delta h})]$ . Both rates are smooth step-like functions in  $h$  such that reactions (4) and (5) are suppressed in the adsorption layer and below the drop, respectively. The parameters  $h_0$  and  $\Delta h$  give the midpoint and the steepness of the step. Typically,  $h_0$  is chosen slightly greater than  $h_a$  and  $\Delta h$  is small (such that  $\bar{r}_1$  is negligible at  $h = h_a$ ). Note that Eqs. (12) and (13) nevertheless obey local detailed balance (2).

The model (6)-(13) represents a closed system that relaxes to thermodynamic equilibrium, i.e., a resting drop coexisting with an adsorption layer. In this state, assuming that  $A$  and  $C$  do not phase separate, the densities  $a$  and  $c$  are uniform while  $b$  typically features an interface near the contact line due to the contribution of the wetting energy in (10) (cf. Refs. [17, 37]). We are now interested in an out-of-equilibrium setting where the particles in the drop are highly abundant and the volume of the surrounding medium is large. The drop and the ambient medium may then be regarded as infinite reservoirs for particles of species  $A$  and  $C$ , respectively, i.e., they are chemostats with uniform and constant chemical potentials  $\mu_a, \mu_c$ . For a justification of this approximation for dilute mixtures, see Ref. [32]. Because  $A$  and  $C$  do not phase separate, their densities are also uniform and constant. Then, the dynamics is described by the reduced system

$$\partial_t h = \vec{\nabla} \cdot \left( \frac{h^3}{3\eta} \vec{\nabla} \frac{\delta F}{\delta h} \right), \quad (14)$$

$$\partial_t b = \vec{\nabla} \cdot \left( D_b b \vec{\nabla} \frac{\delta F}{\delta b} \right) + R_{ab} - R_{bc}, \quad (15)$$

with the reduced free energy

$$F = \int \left[ f(h, b) + \frac{\gamma}{2} |\vec{\nabla} h|^2 + g_b(b) + \frac{\sigma_b}{2} |\vec{\nabla} b|^2 \right] d^2 r, \quad (16)$$

and the reaction currents

$$R_{ab} = \bar{r}_1(h) \left[ \exp \left( \frac{\mu_a}{k_B T} \right) - \exp \left( \frac{1}{k_B T} \frac{\delta F}{\delta b} \right) \right], \quad (17)$$

$$R_{bc} = \bar{r}_2(h) \left[ \exp \left( \frac{1}{k_B T} \frac{\delta F}{\delta b} \right) - \exp \left( \frac{\mu_c}{k_B T} \right) \right]. \quad (18)$$

In the following, we employ the energy

$$g_b(b) = \gamma_{sl}^0 + k_B T b [\ln b/b_0 - 1], \quad (19)$$

where  $\gamma_{sl}^0 > 0$  is the solid-liquid interfacial tension of the bare substrate. Note that in principle, the constant term  $\gamma_{sl}^0$  may be neglected. Here, we keep it for consistency with the free energy in the macroscopic picture (see also Appendix A). Then, Eqs. (14)-(18) differ from the model presented in Ref. [17] by the additional reaction term  $-R_{bc}$  that represents the exchange of adsorbate on the substrate with the ambient medium. The corresponding system is open but may nevertheless be passive. This is the case for  $\mu_a = \mu_c = \mu_0$ , where the semi-grand free energy  $F_s = F - \mu_0 \int b d^2r$  is minimized (cf. Ref. [18]). Otherwise, the system is kept permanently out of equilibrium. In particular, when  $\mu_a > \mu_c$ , particles tend to adsorb onto the substrate when the drop is present and dissolve into the ambient medium away from the drop. That is, the drop and the surrounding fluid respectively represent a reactive source (fuel reservoir) and sink (waste reservoir) for particles on the substrate. For sufficiently strong nonequilibrium driving, drops may then self-propel across the substrate with some velocity  $v$ , driven by a localized wettability gradient across the drop that is sustained by reactions (4) and (5). We give a nondimensionalization of Eqs. (14)-(18) in Appendix B. In the following, all quantities are nondimensional.

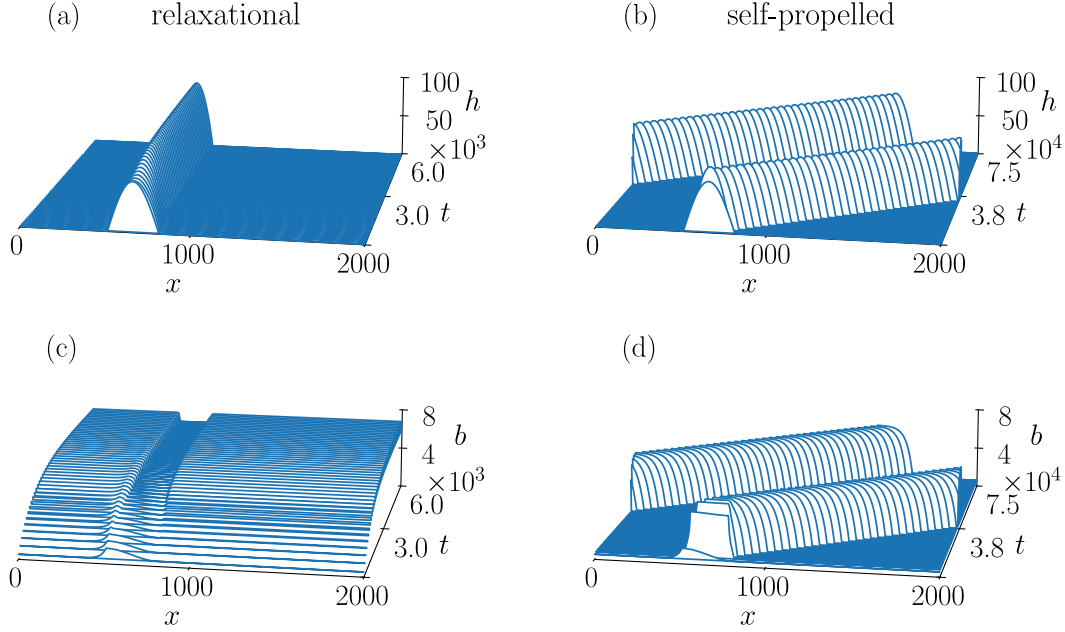


FIG. 2. Comparison of (a, c) relaxational dynamics converging to a resting drop and (b, d) persistent out-of-equilibrium dynamics converging to a self-propelled drop. Panels (a) and (b) [(c) and (d)] show space-time representations of the drop profile [adsorbate profile] for an initially symmetric drop with a small adsorbate concentration gradient (i.e., a wettability gradient) underneath the drop. In the passive relaxational case, the initial concentration gradient is equilibrated and the overall adsorbate concentration gradually increases. In the contact line regions, interfaces are formed in the concentration profile as the system relaxes to thermodynamic equilibrium, where the drop is at rest. In the persistently out-of-equilibrium case, the initial concentration gradient beneath the drop is amplified while adsorbate is continuously removed from the surrounding substrate. Ultimately, drops self-propel across the substrate with constant velocity. The external chemical potentials are (a, c)  $\mu_a = \mu_c = \ln 6$  and (b, d)  $\mu_a = \ln 6, \mu_c = \ln 0.5$ . The remaining parameters are  $W = 1, D_b = 0.001, r_1 = 0.001, r_2 = 0.001, h_0 = 2.4, \Delta h = 0.6, \sigma_b = 1, \lambda = 0.5$ . The periodic computational domain is  $[0, 2000]$

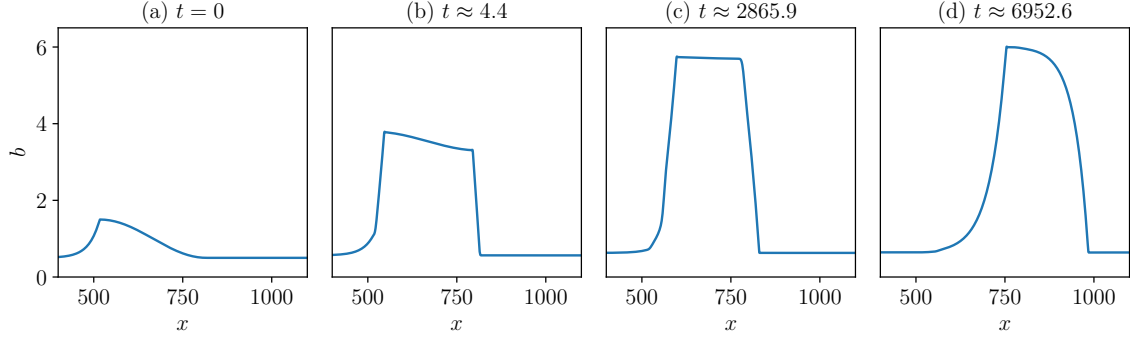


FIG. 3. Snapshots of the adsorbate profile at different times in the persistently out-of-equilibrium case in Fig. 2. Panel (a) corresponds to the initial condition. As time progresses, the initially small concentration gradient beneath the drop is amplified [panels (b) and (c)] and develops into a profile that increases across the drop and then decays behind it [panel (d)]. In (d), the profile corresponds to stable uniform drop motion

### 3.1 Numerical Results

We numerically investigate the model (14)-(18) via finite-element time simulations employing finite-element open source library oomph-lib [46]. Time simulations are performed on the one-dimensional periodic domain  $[0, 2000]$  that is discretized using a spatially adaptive mesh with linear Lagrange elements. For temporal discretization, we use a second-order backward differentiation scheme [BDF(2)] with adaptive time stepping.

Fig. 2 shows a comparison of the passive relaxational case ( $\mu_a = \mu_c$ ) converging to thermodynamic equilibrium, i.e., a resting drop, and persistently out-of-equilibrium dynamics converging a self-propelled drop ( $\mu_a > \mu_c$ ). Both simulations are initiated with symmetric drop profiles and weakly asymmetric profile in  $b$ , i.e., with a small initial wettability gradient underneath the drop [Fig. 3(a)]. In the passive case [Figs. 2(a) and 2(c)], interfaces in  $b$  form in the contact line regions and drops approximately remain at rest as the system relaxes to thermodynamic equilibrium. Note that the interfaces in  $b$  appear due to the wetting energy contribution in the chemical potential (10). This is analogous to the passive case in Ref. [17]. In the persistently out-of-equilibrium case [Figs. 2(b) and 2(d)], the initial wettability gradient is gradually amplified (Fig. 3) as adsorbate accumulates beneath the drop while it is continuously removed from the surrounding substrate. Ultimately, drops then persistently self-propel across the substrate with constant velocity.

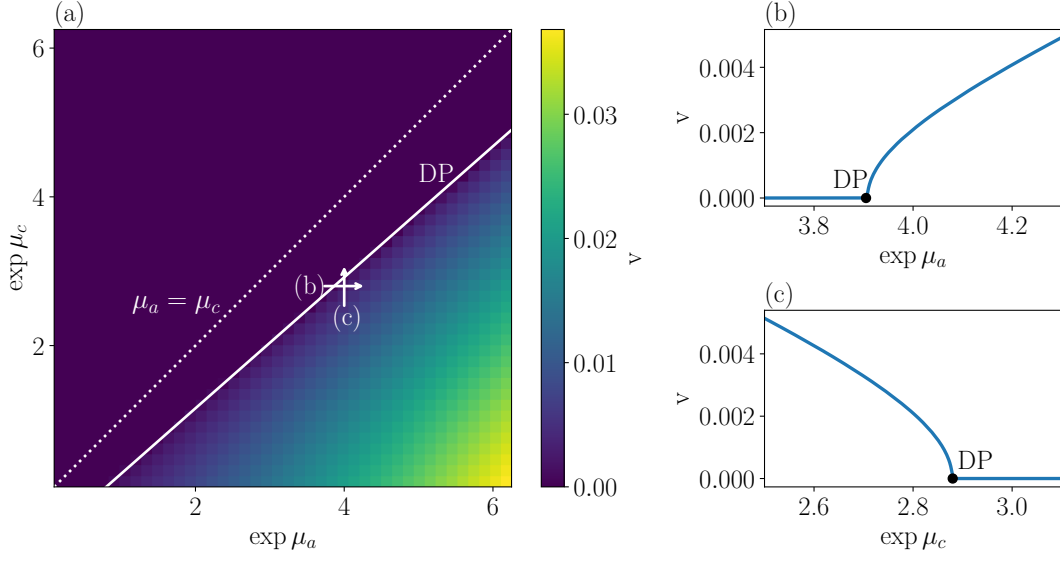


FIG. 4. Emergence of drop self-propulsion in dependence of the external chemical potentials  $\mu_a$  and  $\mu_c$  that characterize the chemostats. (a) Parameter scan of time simulations in the  $(e^{\mu_a}, e^{\mu_c})$ -plane. Colors indicate the drop velocity in the converged state. The passive case  $\mu_a = \mu_b$  is represented as a dotted line. Self-propelled drops emerge at a line of supercritical drift-pitchfork bifurcations (DP, white solid line). Panels (b) and (c) respectively show the velocity  $v$  in dependence of  $e^{\mu_a}$  and  $e^{\mu_c}$  near the bifurcation, i.e., for horizontal and vertical cuts in (a) (visualized as white arrows). The drift-pitchfork bifurcations are marked with black filled circles. The remaining parameters and the initial condition are as in Fig. 2

It is possible to transition between cases of convergence to a resting and to a self-propelled drop by varying the chemostats, i.e., either  $\mu_a$  or  $\mu_c$  [Fig. 4(a)]. Specifically, self-propulsion can occur for  $\mu_a > \mu_c$  when crossing a threshold in the  $(\mu_a, \mu_c)$ -plane (that does not coincide with  $\mu_a = \mu_c$ ). In this parameter plane the threshold corresponds to a line of supercritical drift-pitchfork bifurcations (DP) [47, 48], where broken-parity self-propelled drops emerge [Figs. 4(b) and 4(c)]. Notably, the velocity vanishes at the DP and increases as  $v \propto |e^{\mu_i} - e^{\mu_i^0}|^{1/2}$  beyond the instability threshold where  $i = a, b$  and  $\mu_a^0, \mu_b^0$  are the parameter values at the bifurcation. We remark that the line of DP in Fig. 4(a) is not parallel to the main diagonal that represents the passive case  $\mu_a = \mu_c$ . That is, it is insufficient to only consider the difference  $\Delta\mu = \mu_a - \mu_c$  for the occurrence of self-propelled drops (although  $\Delta\mu > 0$  is a necessary condition).

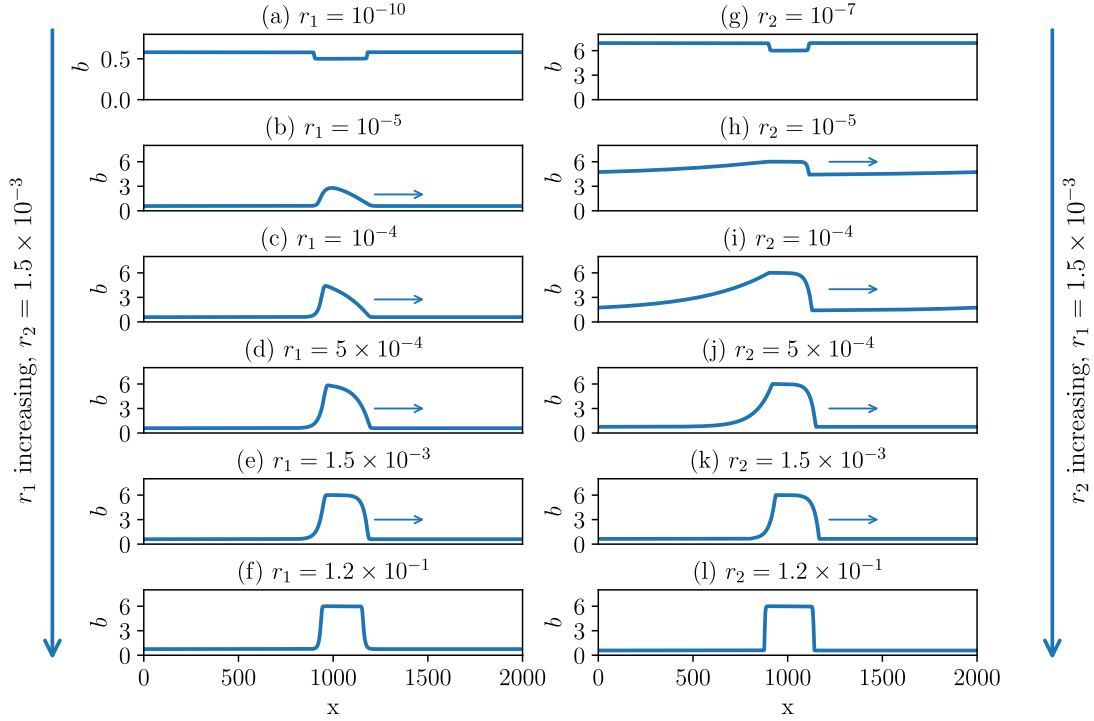


FIG. 5. Concentration profiles of stationary [(a), (g), (f), (l)] and self-propelled drops [(b)-(e), (h)-(k)] in dependence of the reaction rates  $r_1$  and  $r_2$ . Arrows indicate moving drops. In the left [right] column, the reaction rate  $r_1$  [ $r_2$ ] increases from top to bottom. As  $r_1$  is increased at fixed  $r_2 = 1.5 \times 10^{-3}$ , the overall concentration beneath the drop is increased until a saturation value is reached. This corresponds to a plateau in  $b$  across the drop, see (e). When  $r_2$  is increased at fixed  $r_1 = 1.5 \times 10^{-3}$ , the adsorbate concentration on the substrate away from the drop is reduced, reaching a lower plateau value, see (j) and (k). When values of either  $r_1$  or  $r_2$  are too small [(a), (g)] or too large [(f), (l)], drops are stationary. The remaining parameters are as in the self-propelled case in Fig. 2, except for  $D_b = 0.1$  and  $\Delta h = 0.35$  in (a)-(f)

Further, we show in Fig. 5 how the rates  $r_1$  and  $r_2$  of reactions (4) and (5), respectively, influence the adsorbate profiles on the substrate for the converged self-propelled drops. Specifically, an increase in  $r_1$  corresponds to a faster adsorption of particles from the drop at the substrate. This results in an overall increase of adsorbate density beneath the drop [Fig. 5(a)-(f)]. For fast adsorption, the concentration underneath the drop saturates to a plateau value given by  $R_{ab} = 0$  [Figs. 5(e), 5(f)]. However, when the adsorbate deposition is too slow or too fast [Figs. 5(a), 5(f)], the adsorbate profile becomes symmetric and drops remain at rest. Similarly, a change in  $r_2$  increases the rate of dissolution into the surrounding medium and, correspondingly, the adsorbate

concentration away from the drop decreases with increasing  $r_2$ . For sufficiently large values of  $r_2$ , the adsorbate profile away from the drop also saturates to a lower plateau value determined by  $R_{bc} = 0$  [Figs. 5(j)-(l)]. As before, for very slow or very fast dissolution drops do not self-propel [Figs. 5(g) and 5(l)]. Note that the former case ( $r_2 \rightarrow 0$ ) recovers the model presented in Ref. [17], i.e., the case of an irreversible substrate coverage.

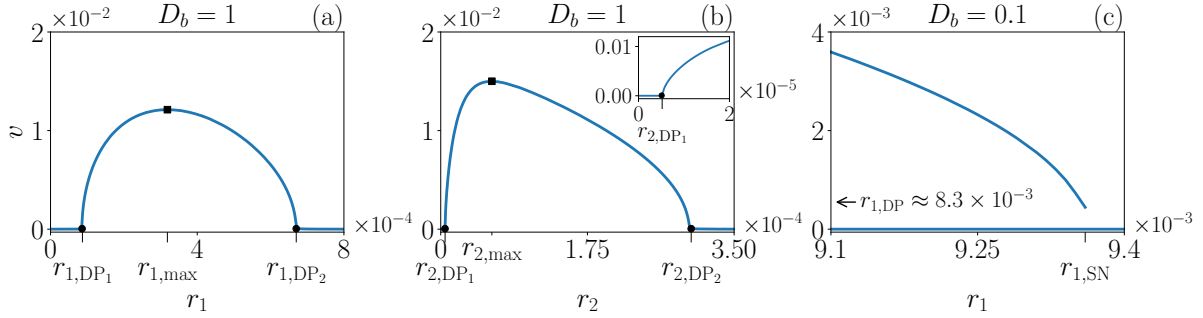


FIG. 6. Drop velocity  $v$  in dependence of  $r_1$  and  $r_2$  for different adsorbate diffusivities  $D_b$ . Panels (a) and (b) respectively show the dependence on  $r_1$  and  $r_2$  for  $D_b = 1$ . Panel (c) shows the dependence on  $r_1$  for  $D_b = 0.1$ . In (a) [(b)], supercritical drift-pitchfork bifurcations (black circles) occur at  $r_{1,DP1}$  and  $r_{1,DP2}$  [ $r_{2,DP1}$  and  $r_{2,DP2}$ ]. Furthermore, the velocity is respectively maximal at  $r_{1,max}$  and  $r_{2,max}$  (black squares). The inset in (b) shows a magnification of the left drift-pitchfork. In (c), the bifurcation is subcritical, as indicated by the multistability of stationary ( $v = 0$ ) and self-propelled drops ( $v \neq 0$ ). We expect that a saddle-node bifurcation of the self-propelled drop branch occurs at  $r_{1,SN}$ , where it turns towards lower  $r_1$ , ultimately reconnecting to the branch of resting drops at a subcritical driftpitchfork at  $r_{1,DP} \approx 8.3 \times 10^{-2}$ . The reaction rates are (a)  $r_2 = 1.6 \times 10^{-4}$ , (b)  $r_1 = 2.6 \times 10^{-4}$  and (c)  $r_2 = 1.5 \times 10^{-3}$ . In (c), we use  $\Delta h = 0.35$ . The remaining parameters are as in the self-propelled case in Fig. 2

As drops only self-propel when reactions (4) and (5) are not too fast or too slow, we also expect DP when using  $r_1$  and  $r_2$  as control parameters. Indeed, we find corresponding transitions between resting and self-propelled drops [Figs. 6(a)-(b)]. Varying either  $r_1$  or  $r_2$ , drop self-propulsion occurs in between two critical values of the reaction rates, each corresponding to a supercritical DP. From Figs. 6(a)-(b), we further see that the self-propulsion speed is maximal for some intermediate values of  $r_1$  and  $r_2$ , respectively given by  $r_{1,max}$  and  $r_{2,max}$ . Finally, while in Fig. 6(a)-(b) all DP are supercritical, we note that changes in the adsorbate diffusivity  $D_b$  can result in a subcritical DP, as indicated by the multistability of stationary and self-propelled drops in Fig. 6(c). We expect that the branch of moving drops undergoes a saddle-node bifurcation at  $r_{1,SN}$  [Fig. 6(c)], where



it turns toward lower values of  $r_1$ , and ultimately connects to a subcritical DP at  $r_{1,\text{DP}}$  far left of the right limit of Fig. 6(c). Similar behavior when varying the adsorbate diffusivity has previously been reported for models without full thermodynamic consistency and with reversible substrate coverage [15].

## 4 CONCLUSION

In conclusion, we have presented a thermodynamically consistent model of chemically driven running drops for the case of reversible substrate coverage. In our derivation of the model, we have started with a full gradient dynamics description of a closed system by considering sessile drops in a surrounding fluid medium confined to a vertical gap. This has allowed us to capture the dynamics of the drop and of the different chemical species in the drop, at the substrate and in the ambient fluid. By then chemostatting the species in the drop and in the ambient fluid, we have transitioned to a description of only the dynamics of the drop profile and the adsorbate profile at the substrate. The thus obtained model represents an extension of the one presented for the irreversible case in Ref. [17], with additional exchange between the substrate and the ambient medium. In contrast to Ref. [17], the present model admits genuine sustained nonequilibrium when the external chemical potentials are distinct, thereby allowing for persistent drop self-propulsion, e.g., on a periodic domain, driven by self-sustained local wettability gradients.

We have studied the emerging drop self-propulsion using direct numerical simulations. Notably, the employed description involving chemostats allows for the study of drop self-propulsion in dependence of the external chemical potentials, i.e., a well-defined nonequilibrium driving. When the chemostatted species are ideal, i.e., purely entropic, the external chemical potentials may be directly translated into concentrations, representing a common experimental control parameter [10, 13]. Within previous models [14, 15], these (implicitly) externally imposed concentrations are inaccessible. We find that by varying the chemostats, self-propelled drops emerge via (supercritical) drift-pitchfork bifurcations. Further, drift-pitchfork bifurcations also occur when the reaction rates are employed as control parameters. Specifically, drops are at rest when either reaction proceeds too fast or too slow. Here, depending on the speed of adsorbate diffusion, the bifurcation may be super- or subcritical.

The present study may be extended in several directions. First, one may employ numerical continuation methods [49–53] to further investigate the underlying bifurcation structure, thereby also

obtaining branch sections of unstable states that are inaccessible via direct numerical simulations. Here, it is of particular interest how the underlying multi-parameter bifurcation structure differs between the present thermodynamically consistent approach and previous models, e.g., via the signatures of higher-codimension points or bifurcations. Furthermore, the present model is readily extended to capture more involved systems. For example, it could be amended to include experimentally common liquid substrates [54–57] along the lines of [41], where one then also needs to consider the solutal Marangoni effect [33, 38]. The interplay of thereby caused Marangoni flows with chemical reactions of different surfactant species can result in intricate modes of drop motion when kept permanently out of equilibrium via chemostats [23, 24]. Alternatively, more involved reaction schemes with higher-order reactions may be explored, representing, e.g., active cooperative binding to the substrate similar to effects in cell adhesion [58–60]. Depending on the complexity of the binding process, one may expect sustained dynamic wettability patterns beneath the drop, possibly leading to highly complex forms of drop motion. Beyond the given examples of reactive wetting, also other systems and models of reactive hydrodynamics should be reconsidered with a focus on thermodynamic consistency of the chemo-mechanical coupling and controlled out-of-equilibrium settings. Examples include the hydrodynamics of droplets that are immersed in an ambient liquid and undergo a Belousov-Zhabotinsky reaction [61, 62], self-oscillating gels and vesicles [63], and the interplay of chemical reactions and bulk flow driven by emerging gradients of mass density [64, 65].

## COMPETING INTERESTS

The authors have no competing interests to declare.

## AUTHOR CONTRIBUTIONS

Conceptualization: FV, UT; Methodology: JN, FV, UT; Formal Analysis: JN, FV; Investigation: JN; Interpretation: JN, FV, UT; Software: JN, FV; Visualization: JN; Writing - original draft: FV; Writing - review and editing: JN, FV, UT; Supervision: FV, UT; Funding Acquisition: UT; Project Administration: UT;

JN and FV contributed equally to this work.

## ACKNOWLEDGEMENTS

Part of the calculations for this publication were performed on the HPC cluster PALMA II of the University of Münster, subsidized by the Deutsche Forschungsgemeinschaft (DFG) (INST 211/667-1). We acknowledge financial support by the DPG via the grant no. TH 781/12-2 within SPP 2171. UT would like to thank the Kavli Institute for Theoretical Physics (KITP), Santa Barbara, for support and hospitality during the programme *Active Solids* where part of the work was undertaken. This research was supported in part by grant NSF PHY-2309135 to KITP.

## DATA AVAILABILITY

The data that support the findings of this study as well as the python codes for creating the figures are publicly available at [\[66\]](#).

## Appendix A: Spreading coefficient

Here, we determine the spreading coefficient of the chemostatted passive system given by Eqs. (14)-(18) with  $\mu_a = \mu_b = \mu_0$ . To this end, we follow the approach presented in Ref. [45]. Essentially, we compute the conditions for thermodynamic equilibrium (corresponding to a symmetric drop) in both the macroscopic and the mesoscopic picture, resulting in two formulations of Young's law. A comparison then yields an expression for the spreading coefficient in terms of mesoscopic quantities. In the following, we again restrict ourselves to one-dimensional substrates. First, we consider the macroscopic description based on the the semi-grand free energy

$$F_s^{\text{macro}} = \int_0^{R_c} dx [\gamma\xi + g_{sl}(b) - ph - \mu_0 b] + \int_{R_c}^{\infty} dx [g_{sg}(b) - \mu_0 b] + \lambda_h h(R_c), \quad (\text{A1})$$

where  $\xi = (1 + (\partial_x h)^2)^{1/2}$  is the metric factor for the drop surface. Macroscopically, the three-phase contact line has a sharp position given by  $x = R_c$ . For symmetry reasons, we consider only the half-domain  $[0, \infty)$ . Equation (A1) is the macroscopic full-curvature equivalent of the semi-grand free energy in the mesoscopic picture that is minimized for  $\mu_a = \mu_c = \mu_0$ . In (A1), the first term  $\gamma\xi$  represents the energetic contribution of the liquid-gas interface. Note that by transitioning from the full-curvature formulation to the long-wave limit  $|\partial_x h| \ll 1$ , this contribution becomes  $\frac{\gamma}{2} (\partial_x h)^2$  (dropping the constant contribution  $\gamma$ ). The terms  $g_{sl}(b)$  and  $g_{sg}(b)$  are the energetic

contributions of the solid-liquid and the solid-gas interface, respectively. They are, in general, functions of the particle number density on the substrate. The Lagrange multipliers  $p$  and  $\lambda_h$  correspond to liquid volume conservation and to an imposed vanishing film height at the contact line, respectively. Specifically,  $p$  is the liquid pressure. Note that  $\mu_0$  is the externally imposed chemical potential of the chemostats and is *not* a Lagrange multiplier. The variation of  $F_s^{\text{macro}}$  is

$$\begin{aligned} \delta F_s^{\text{macro}} = & \int_0^{R_c} dx [-\gamma\kappa - p] \delta h(x) + \int_0^{R_c} dx [\partial_b g_{sl} - \mu_0] \delta b(x) + \int_{R_c}^{\infty} dx [\partial_b g_{sg} - \mu_0] \delta b(x) \\ & + \left[ \gamma \frac{\partial_x h}{\xi} + \lambda_h \right] \delta h(R_c) + [\gamma\xi - ph + g_{sl} - \mu_0 b_d - (g_{sg} - \mu_0 b_a) + \lambda_h \partial_x h] \delta R_c, \end{aligned} \quad (\text{A2})$$

where we have introduced the curvature  $\kappa = \partial_{xx} h / \xi^3$ . Note that the final two terms in (A2) are evaluated in the limit  $x \rightarrow R_c$ . In particular, the concentrations  $b_d$  and  $b_a$  correspond to the evaluation of  $b$  in the limits  $x \nearrow R_c$  and  $x \searrow R_c$ , respectively. Importantly, they need not be identical, i.e., there may be a concentration discontinuity at the contact line in the macroscopic picture. At thermodynamic equilibrium we have  $\delta F_s^{\text{macro}} = 0$ , which implies the relations

$$p = -\gamma\kappa, \quad x \in [0, R_c), \quad (\text{A3})$$

$$\mu_0 = \partial_b g_{sl}, \quad x \in [0, R_c), \quad (\text{A4})$$

$$\mu_0 = \partial_b g_{sg}, \quad x \in [R_c, \infty), \quad (\text{A5})$$

$$\lambda_h = -\gamma \frac{\partial_x h}{\xi}, \quad \text{at } x = R_c, \quad (\text{A6})$$

$$\gamma\xi = ph - (g_{sl} - \mu_0 b_d) + g_{sg} - \mu_0 b_a - \lambda_h \partial_x h, \quad \text{at } x = R_c. \quad (\text{A7})$$

Equation (A3) is the Laplace law. From Eqs. (A4) and (A5), we see that  $b$  is spatially uniform underneath the drop and away from it, assuming that  $B$  does not phase separate (i.e.,  $\partial_b g_{sl}$  and  $\partial_b g_{sg}$  are invertible). Then, the corresponding densities below and away from the drop are given by  $b_d$  and  $b_a$ , respectively. From Eqs. (A7) and (A6), using the constraint  $h(R_c) = 0$  and the relation  $1/\xi = \cos \theta_e$  at  $x = R_c$  with the equilibrium contact angle  $\theta_e$ , we obtain the macroscopic Young law

$$\gamma(\cos \theta_e - 1) = \gamma_{sg} - \gamma_{sl} - \gamma = S, \quad (\text{A8})$$

where we have identified the equilibrium interfacial tensions,

$$\gamma_{sl} = g_{sl}(b_d) - \mu_0 b_d, \quad (\text{A9})$$

$$\gamma_{sg} = g_{sg}(b_a) - \mu_0 b_a, \quad (\text{A10})$$

as semi-grand free energy densities (analogous to the grand potential density in Ref. [45]). The spreading coefficient is denoted by  $S$ .

Next, we turn to the mesoscopic picture where wettability is encoded in the wetting energy and the contact line becomes a contact line region. There, the semi-grand free energy is given by

$$F_s^{\text{meso}} = \int_0^\infty dx \left[ f(h, b) + g_b(b) + \gamma\xi + \frac{\sigma_b}{2}(\partial_x b)^2 - \mu_0 b - ph \right] \quad (\text{A11})$$

Again,  $p$  is the Laplace multiplier representing liquid volume conservation and  $\mu_0$  is the externally imposed chemical potential of the chemostats. The remaining terms are as in Eq. (16), where  $\frac{\gamma}{2}(\partial_x h)^2$  can be obtained from  $\gamma\xi$  in the long-wave limit  $|\partial_x h| \ll 1$ . Minimization of  $F_s^{\text{meso}}$  with respect to  $h$  and  $b$  yields

$$p = \partial_h f - \gamma\kappa, \quad (\text{A12})$$

$$\mu_0 = \partial_b g_b + \partial_b f - \sigma_b \Delta b. \quad (\text{A13})$$

Equations (A12) and (A13) are the Euler-Lagrange equations of the variational problem. The associated first integral is

$$E = -\frac{\gamma}{\xi} + \frac{\sigma_b}{2}(\partial_x b)^2 - f - g_b + \mu_0 b + ph, \quad (\text{A14})$$

where  $E$  is a constant.

Following Ref. [45], we consider Eqs. (A12)-(A14) in two different regions, namely in the adsorption layer far away from the drop and in a wedge region of the drop that is defined by a vanishing curvature and where the film thickness is large. Specifically, we have in the adsorption layer  $h \rightarrow h_a$ ,  $b \rightarrow b_a$ , i.e., both fields are spatially uniform. In the wedge region, we have  $\kappa \rightarrow 0$  and  $f, \partial_h f, \partial_b f \rightarrow 0$ . We also have  $b \rightarrow b_w$ , where  $b_w$  is the spatially uniform density of  $B$  in this region, and  $1/\xi \rightarrow \cos \theta_e$  (that is, the slope of the wedge is directly related to the equilibrium contact angle). Note that  $b_w$  may be identified with  $b_d$  in the macroscopic picture. In the adsorption

layer, Eqs. (A12)-(A14) become

$$p = \partial_h f(h_a, b_a), \quad (\text{A15})$$

$$\mu_0 = \partial_b g(b_a) + \partial_b f(h_a, b_a), \quad (\text{A16})$$

$$E = -\gamma - f(h_a, b_a) - g_b(b_a) + \mu_0 b_a + p h_a. \quad (\text{A17})$$

In the wedge region, we have

$$p = 0, \quad (\text{A18})$$

$$\mu_0 = \partial_b g_b(b_w), \quad (\text{A19})$$

$$E = -\gamma \cos \theta_e - g_b(b_w) + \mu_0 b_w. \quad (\text{A20})$$

Note that in Eq. (A20) we have already used Eq. (A18). Since  $p$ ,  $\mu_0$  and  $E$  are constants, we obtain by comparing wedge and adsorption layer region

$$0 = \partial_h f(h_a, b_a), \quad (\text{A21})$$

$$\partial_b g_b(b_w) = \partial_b g_b(b_a) + \partial_b f(h_a, b_a), \quad (\text{A22})$$

$$\gamma \cos \theta_e + g_b(b_w) - \mu_0 b_w = \gamma + f(h_a, b_a) + g_b(b_a) - \mu_0 b_a. \quad (\text{A23})$$

Rearranging yields the mesoscopic Young's law

$$\gamma(\cos \theta_e - 1) = g_b(b_a) - \mu_0 b_a + f(h_a, b_a) - [g_b(b_w) - \mu_0 b_w] \quad (\text{A24})$$

By comparison with Eq. (A8), the right hand side of (A24) is the spreading coefficient. Further, we identify expressions for the (macroscopic) interfacial tensions,

$$\gamma_{sl} = g_b(b_w) - \mu_0 b_w, \quad (\text{A25})$$

$$\gamma_{sg} = g_b(b_a) - \mu_0 b_a + f(h_a, b_a) + \gamma. \quad (\text{A26})$$

We see from Eqs. (A25)-(A26) that the mesoscopic expression for  $\gamma_{sl}$  is identical to the macroscopic one (A9) when  $b_w$  is identified with  $b_d$ . By contrast, the solid-gas interfacial tension  $\gamma_{sg}$  is represented mesoscopically by the sum of the energetic contributions of the solid-liquid interface, the

adsorption layer and the liquid-gas interface, respectively given by  $g_b(b_a) - \mu_0 b_a$ ,  $f(h_a, b_a)$  and  $\gamma$ .

We next show that for the choice  $f(h, b) = A_h \left(1 + \lambda \frac{b}{b_0}\right) \left(-\frac{1}{2h^2} + \frac{h_a^3}{h^5}\right)$  and with  $g_b(b) = \gamma_{sl}^0 + k_B T b [\ln b/b_0 - 1]$  as in the main text, one has  $S < 0$  corresponding to partial wetting. More generally, we consider wetting energies of the form  $f(h, b) = k_1(1 + k_2 b)\hat{f}(h)$ , where  $\hat{f}$  is a function with a single global minimum at  $h = h_a$  with  $\hat{f}(h_a) < 0$  and  $k_1, k_2 > 0$ . Using Eqs. (A16), (A19), (A24) and the relation  $g_b = \gamma_{sl}^0 + b [\partial_b g_b - k_B T]$  (which is only valid for purely entropic  $g_b$ ), we then have for the spreading coefficient

$$\begin{aligned} S &= b_a \left[ \mu_0 - k_1 k_2 \hat{f}(h_a) - k_B T \right] - b_w [\mu_0 - k_B T] - \mu_0 (b_a - b_w) + k_1 (1 + k_2 b_a) \hat{f}(h_a), \\ &= -k_B T (b_a - b_w) + k_1 \hat{f}(h_a) < 0. \end{aligned} \quad (\text{A27})$$

The final inequality follows from  $b_a > b_w$ , which is obtained from (A16) and (A19), using  $\hat{f}(h_a) < 0$  and  $k_1, k_2 > 0$ .

## Appendix B: Nondimensionalization

Here, we briefly describe nondimensionalization of Eqs. (14)-(18). To this end, we introduce the scales

$$(x, y) = L(\tilde{x}, \tilde{y}), \quad h = l\tilde{h}, \quad t = \tau\tilde{t}, \quad b = b_0\tilde{b}, \quad (\text{B1})$$

with the scaling factors

$$L = l \sqrt{\frac{\gamma}{k_b T b_0}}, \quad l = h_a, \quad \tau = \frac{L^2 \eta}{h_a k_b T b_0}. \quad (\text{B2})$$

Dimensionless quantities are denoted by tildes. The dimensionless time evolution equations are then given by

$$\partial_{\tilde{t}} \tilde{h} = \tilde{\nabla} \cdot \left[ \frac{\tilde{h}^3}{3} \tilde{\nabla} \tilde{p} \right], \quad (\text{B3})$$

$$\partial_{\tilde{t}} \tilde{b} = \tilde{\nabla} \cdot \left[ \tilde{D}_b \tilde{b} \tilde{\nabla} \tilde{\mu}_b \right] + \tilde{R}_{ab} - \tilde{R}_{bc}, \quad (\text{B4})$$

with the nondimensional pressure and chemical potential given as

$$\tilde{p} = W \cdot \left(1 + \lambda \tilde{b}\right) \cdot \left(\frac{1}{\tilde{h}^3} - \frac{1}{\tilde{h}^6}\right) - \tilde{\nabla}^2 \tilde{h}, \quad (\text{B5})$$

$$\tilde{\mu}_b = \ln \tilde{b} + \lambda W \left(-\frac{1}{2\tilde{h}^2} + \frac{1}{5\tilde{h}^5}\right) - \tilde{\sigma}_b \tilde{\nabla}^2 \tilde{b}. \quad (\text{B6})$$

The nondimensional reactive currents are

$$\tilde{R}_{ab} = \tilde{r}_1(\tilde{h}) [\exp(\tilde{\mu}_a) - \exp(\tilde{\mu}_b)], \quad (\text{B7})$$

$$\tilde{R}_{bc} = \tilde{r}_2(\tilde{h}) [\exp(\tilde{\mu}_b) - \exp(\tilde{\mu}_c)], \quad (\text{B8})$$

where the rate functions are given by

$$\tilde{r}_1(\tilde{h}) = \frac{\tilde{r}_1}{2} \left[ 1 + \tanh \left( \frac{\tilde{h} - \tilde{h}_0}{\Delta \tilde{h}} \right) \right], \quad (\text{B9})$$

$$\tilde{r}_2(\tilde{h}) = \frac{\tilde{r}_2}{2} \left[ 1 - \tanh \left( \frac{\tilde{h} - \tilde{h}_0}{\Delta \tilde{h}} \right) \right]. \quad (\text{B10})$$

The remaining dimensionless quantities are

$$W = \frac{A_h}{h_a^2 b_0 k_B T}, \quad (\text{B11})$$

$$\tilde{\sigma}_b = \frac{b_0}{L^2 k_B T} \sigma_b, \quad (\text{B12})$$

$$\tilde{D}_b = \frac{\tau k_B T}{L^2} D_b, \quad (\text{B13})$$

$$\tilde{r}_{1,2} = \frac{\tau}{b_0} r_{1,2}, \quad (\text{B14})$$

$$\tilde{\mu}_{a,c} = \frac{1}{k_B T} \mu_{a,c}, \quad (\text{B15})$$

$$\tilde{h}_0 = \frac{1}{h_a} h_0, \quad (\text{B16})$$

$$\Delta \tilde{h} = \frac{1}{h_a} \Delta h. \quad (\text{B17})$$



In the main text, tildes denoting nondimensional quantities are omitted.

---

- [1] M. K. Chaudhury and G. M. Whitesides. How to make water run uphill. *Science*, 256:1539–1541, 1992. doi:<https://doi.org/10.1126/science.256.5063.1539>.
- [2] N. O. Young, J. S. Goldstein, and M. J. Block. The motion of bubbles in a vertical temperature gradient. *J. Fluid Mech.*, 6:350–356, 1959. doi:<https://doi.org/10.1017/s0022112059000684>.
- [3] R. Golestanian, T. B. Liverpool, and A. Ajdari. Propulsion of a molecular machine by asymmetric distribution of reaction products. *Phys. Rev. Lett.*, 94:220801, 2005. doi:<https://doi.org/10.1103/physrevlett.94.220801>.
- [4] L. Demarchi, A. Goychuk, I. Maryshev, and E. Frey. Enzyme-enriched condensates show self-propulsion, positioning, and coexistence. *Phys. Rev. Lett.*, 130:128401, 2023. doi:<https://doi.org/10.1103/PhysRevLett.130.128401>.
- [5] A. Goychuk, L. Demarchi, I. Maryshev, and E. Frey. Self-consistent sharp interface theory of active condensate dynamics. *Phys. Rev. Research*, 6:033082, 2024. doi:<https://doi.org/10.1103/physrevresearch.6.033082>.
- [6] S. Trinschek, F. Stegemerten, K. John, and U. Thiele. Thin-film modelling of resting and moving active droplets. *Phys. Rev. E*, 101:062802, 2020. doi:<https://doi.org/10.1103/PhysRevE.101.062802>.
- [7] F. Stegemerten, K. John, and U. Thiele. Symmetry-breaking, motion and bistability of active drops through polarization-surface coupling. *Soft Matter*, 18:5823–5832, 2022. doi:<https://doi.org/10.1039/D2SM00648K>.
- [8] S. Michelin. Self-propulsion of chemically active droplets. *Annu. Rev. Fluid Mech.*, 55:77–101, 2023. doi:<https://doi.org/10.1146/annurev-fluid-120720-012204>.
- [9] R. Seemann, J. B. Fleury, and C. C. Maass. Self-propelled droplets. *Eur. Phys. J.-Spec. Top.*, 225:2227–2240, 2016. doi:<https://doi.org/10.1140/epjst/e2016-60061-7>.
- [10] F. Domingues Dos Santos and T. Ondarçuhu. Free-running droplets. *Phys. Rev. Lett.*, 75:2972–2975, 1995. doi:<https://doi.org/10.1103/PhysRevLett.75.2972>.
- [11] Y. Sumino, N. Magome, T. Hamada, and K. Yoshikawa. Self-running droplet: Emergence of regular motion from nonequilibrium noise. *Phys. Rev. Lett.*, 94:068301, 2005. doi:<https://doi.org/10.1103/PhysRevLett.94.068301>.

- [12] S. W. Lee and P. E. Laibinis. Directed movement of liquids on patterned surfaces using noncovalent molecular adsorption. *J. Am. Chem. Soc.*, 122:5395–5396, 2000. doi:<https://doi.org/10.1021/ja994076a>.
- [13] S. W. Lee, D. Y. Kwok, and P. E. Laibinis. Chemical influences on adsorption-mediated self-propelled drop movement. *Phys. Rev. E*, 65:051602, 2002. doi:<https://doi.org/10.1103/PhysRevE.65.051602>.
- [14] U. Thiele, K. John, and M. Bär. Dynamical model for chemically driven running droplets. *Phys. Rev. Lett.*, 93:027802, 2004. doi:<https://doi.org/10.1103/PhysRevLett.93.027802>.
- [15] K. John, M. Bär, and U. Thiele. Self-propelled running droplets on solid substrates driven by chemical reactions. *Eur. Phys. J. E*, 18:183–199, 2005. doi:<https://doi.org/10.1140/epje/i2005-10039-1>.
- [16] Y. Sumino, H. Kitahata, K. Yoshikawa, M. Nagayama, S. M. Nomura, N. Magome, and Y. Mori. Chemosensitive running droplet. *Phys. Rev. E*, 72:041603, 2005. doi:<https://doi.org/10.1103/PhysRevE.72.041603>.
- [17] F. Voss and U. Thiele. Gradient dynamics approach to reactive thin-film hydrodynamics. *J. Eng. Math.*, 149:2, 2024. doi:<https://doi.org/10.1007/s10665-024-10402-x>.
- [18] F. Avanzini, T. Aslyamov, É. Fodor, and M. Esposito. Nonequilibrium thermodynamics of non-ideal reaction–diffusion systems: Implications for active self-organization. *J. Chem. Phys.*, 161:174108, 2024. doi:<https://doi.org/10.1063/5.0231520>.
- [19] S. R. de Groot and P. Mazur. *Non-equilibrium Thermodynamics*. Dover publications, New York, 1984.
- [20] R. Rao and M. Esposito. Nonequilibrium thermodynamics of chemical reaction networks: Wisdom from stochastic thermodynamics. *Phys. Rev. X*, 6:041064, 2016. doi:<https://doi.org/10.1103/physrevx.6.041064>.
- [21] F. Avanzini, E. Penocchio, G. Falasco, and M. Esposito. Nonequilibrium thermodynamics of non-ideal chemical reaction networks. *J. Chem. Phys.*, 154:094114, 2021. doi:<https://doi.org/10.1063/5.0041225>.
- [22] U. Thiele. Recent advances in and future challenges for mesoscopic hydrodynamic modelling of complex wetting. *Colloid Surf. A*, 553:487–495, 2018. doi:<https://doi.org/10.1016/j.colsurfa.2018.05.049>.
- [23] F. Voss and U. Thiele. Chemomechanical motility modes of partially wetting liquid droplets. *Phys. Rev. Fluids*, 10:094005, 2025. doi:<https://doi.org/10.1103/f3ck-dx5c>.
- [24] F. Voss and U. Thiele. From bipedal to chaotic motion of chemically fueled partially wetting liquid drops. *arXiv:2512.14370*, 2025. doi:<https://doi.org/10.48550/arxiv.2512.14370>.

- [25] D. Greve, G. Lovato, T. Frohoff-Hülsmann, and U. Thiele. Coexistence of uniform and oscillatory states resulting from nonreciprocity and conservation laws. *Phys. Rev. Lett.*, 134:018303, 2025. doi: <https://doi.org/10.1103/physrevlett.134.018303>.
- [26] T. Frohoff-Hülsmann and U. Thiele. Nonreciprocal Cahn-Hilliard model emerges as a universal amplitude equation. *Phys. Rev. Lett.*, 131:107201, 2023. doi: <https://doi.org/10.1103/PhysRevLett.131.107201>.
- [27] F. Brauns and M. C. Marchetti. Nonreciprocal pattern formation of conserved fields. *Phys. Rev. X*, 14:021014, 2024. doi: <https://doi.org/10.1103/physrevx.14.021014>.
- [28] S. Saha, J. Agudo-Canalejo, and R. Golestanian. Scalar active mixtures: The non-reciprocal Cahn-Hilliard model. *Phys. Rev. X*, 10:041009, 2020. doi: <https://doi.org/10.1103/PhysRevX.10.041009>.
- [29] T. Frohoff-Hülsmann, J. Wrembel, and U. Thiele. Suppression of coarsening and emergence of oscillatory behavior in a Cahn-Hilliard model with nonvariational coupling. *Phys. Rev. E*, 103:042602, 2021. doi: <https://doi.org/10.1103/PhysRevE.103.042602>.
- [30] Z. H. You, A. Baskaran, and M. C. Marchetti. Nonreciprocity as a generic route to traveling states. *Proc. Natl. Acad. Sci. U. S. A.*, 117:19767–19772, 2020. doi: <https://doi.org/10.1073/pnas.2010318117>.
- [31] T. Frohoff-Hülsmann, M. P. Holl, E. Knobloch, S. V. Gurevich, and U. Thiele. Stationary broken parity states in active matter models. *Phys. Rev. E*, 107:064210, 2023. doi: <https://doi.org/10.1103/PhysRevE.107.064210>.
- [32] B. Remlein, M. Esposito, and F. Avanzini. What is a chemostat? insights from hybrid dynamics and stochastic thermodynamics. *J. Chem. Phys.*, 162:224113, 2025. doi: <https://doi.org/10.1063/5.0267465>.
- [33] U. Thiele, A. J. Archer, and L. M. Pismen. Gradient dynamics models for liquid films with soluble surfactant. *Phys. Rev. Fluids*, 1:083903, 2016. doi: <https://doi.org/10.1103/PhysRevFluids.1.083903>.
- [34] M. Doi. Onsager’s variational principle in soft matter. *J. Phys.: Condens. Matter*, 23:284118, 2011. doi: <https://doi.org/10.1088/0953-8984/23/28/284118>.
- [35] A. J. Bray. Theory of phase-ordering kinetics. *Adv. Phys.*, 43:357–459, 1994. doi: <https://doi.org/10.1080/00018739400101505>.
- [36] D. Zwicker. The intertwined physics of active chemical reactions and phase separation. *Curr. Opin. Colloid Interface Sci.*, 61:101606, 2022. doi: <https://doi.org/10.1016/j.cocis.2022.101606>.

- [37] U. Thiele, D. V. Todorova, and H. Lopez. Gradient dynamics description for films of mixtures and suspensions: dewetting triggered by coupled film height and concentration fluctuations. *Phys. Rev. Lett.*, 111:117801, 2013. doi:<https://doi.org/10.1103/PhysRevLett.111.117801>.
- [38] U. Thiele, A. J. Archer, and M. Plapp. Thermodynamically consistent description of the hydrodynamics of free surfaces covered by insoluble surfactants of high concentration. *Phys. Fluids*, 24:102107, 2012. doi:<https://doi.org/10.1063/1.4758476>.
- [39] C. Henkel, J. H. Snoeijer, and U. Thiele. Gradient-dynamics model for liquid drops on elastic substrates. *Soft Matter*, 17:10359–10375, 2021. doi:<https://doi.org/10.1039/D1SM01032H>.
- [40] S. Hartmann, J. Diekmann, D. Greve, and U. Thiele. Drops on polymer brushes: Advances in thin-film modeling of adaptive substrates. *Langmuir*, 40:4001–4021, 2024. doi:<https://doi.org/10.1021/acs.langmuir.3c03313>.
- [41] J. Diekmann and U. Thiele. Mesoscopic hydrodynamic model for spreading, sliding, and coarsening compound drops. *Phys. Rev. Fluids*, 10:024002, 2025. doi:<https://doi.org/10.1103/physrevfluids.10.024002>.
- [42] D. Bonn, J. Eggers, J. Indekeu, J. Meunier, and E. Rolley. Wetting and spreading. *Rev. Mod. Phys.*, 81:739–805, 2009. doi:<https://doi.org/10.1103/RevModPhys.81.739>.
- [43] R. V. Craster and O. K. Matar. Dynamics and stability of thin liquid films. *Rev. Mod. Phys.*, 81:1131–1198, 2009. doi:<https://doi.org/10.1103/RevModPhys.81.1131>.
- [44] S. Hartmann, C. Diddens, M. Jalaal, and U. Thiele. Sessile drop evaporation in a gap - crossover between diffusion-limited and phase transition-limited regime. *J. Fluid Mech.*, 960:A32, 2023. doi:<https://doi.org/10.1017/jfm.2023.176>.
- [45] U. Thiele, J. H. Snoeijer, S. Trinschek, and K. John. Equilibrium contact angle and adsorption layer properties with surfactants. *Langmuir*, 34:7210–7221, 2018. doi:<https://doi.org/10.1021/acs.langmuir.8b00513>. Also see Erratum: *Langmuir*, 35:4788–4789, 2019, doi:[10.1021/acs.langmuir.9b00616](https://doi.org/10.1021/acs.langmuir.9b00616).
- [46] M. Heil and A. L. Hazel. Oomph-lib - an object-oriented multi-physics finite-element library. In H.-J. Bungartz and M. Schäfer, editors, *Fluid-Structure Interaction: Modelling, Simulation, Optimisation*, pages 19–49. Springer, Berlin, Heidelberg, 2006. doi:[https://doi.org/10.1007/3-540-34596-5\\_2](https://doi.org/10.1007/3-540-34596-5_2).
- [47] R. E. Goldstein, G. H. Gunaratne, L. Gil, and P. Couillet. Hydrodynamic and interfacial patterns with broken space-time symmetry. *Phys. Rev. A*, 43:6700–6721, 1991. doi:<https://doi.org/10.1103/PhysRevA.43.6700>.

- [48] S. Fauve, S. Douady, and O. Thual. Drift instabilities of cellular-patterns. *J. Phys. II*, 1:311–322, 1991. doi:<https://doi.org/10.1051/jp2:1991170>.
- [49] B. Krauskopf, H. M. Osinga, and J. Galan-Vioque, editors. *Numerical Continuation Methods for Dynamical Systems*. Springer, Dordrecht, 2007. doi:<https://doi.org/10.1007/978-1-4020-6356-5>.
- [50] M. C. Dallaston, D. Tseluiko, Z. Zheng, M. A. Fontelos, and S. Kalliadasis. Self-similar finite-time singularity formation in degenerate parabolic equations arising in thin-film flows. *Nonlinearity*, 30: 2647–2666, 2017. doi:<https://doi.org/10.1088/1361-6544/aa6eb3>.
- [51] J. Sanchez Umbria and M. Net. Numerical continuation methods for large-scale dissipative dynamical systems. *Eur. Phys. J.-Spec. Top.*, 225:2465–2486, 2016. doi:<https://doi.org/10.1140/epjst/e2015-50317-2>.
- [52] H. A. Dijkstra, F. W. Wubs, A. K. Cliffe, E. Doedel, I. F. Dragomirescu, B. Eckhardt, A. Y. Gelfgat, A. Hazel, V. Lucarini, A. G. Salinger, E. T. Phipps, J. Sanchez-Umbria, H. Schutte-laars, L. S. Tuckerman, and U. Thiele. Numerical bifurcation methods and their application to fluid dynamics: Analysis beyond simulation. *Commun. Comput. Phys.*, 15:1–45, 2014. doi:<https://doi.org/10.4208/cicp.240912.180613a>.
- [53] E. Doedel, H. B. Keller, and J. P. Kernevez. Numerical analysis and control of bifurcation problems (I) Bifurcation in finite dimensions. *Int. J. Bifurcation Chaos*, 1:493–520, 1991. doi:<https://doi.org/10.1142/S0218127491000397>.
- [54] K. Nagai, Y. Sumino, H. Kitahata, and K. Yoshikawa. Mode selection in the spontaneous motion of an alcohol droplet. *Phys. Rev. E*, 71:065301, 2005. doi:<https://doi.org/10.1103/PhysRevE.71.065301>.
- [55] G. Kumar and K. N. Prabhu. Review of non-reactive and reactive wetting of liquids on surfaces. *Adv. Colloid Interface Sci.*, 133:61–89, 2007. doi:<https://doi.org/10.1016/j.cis.2007.04.009>.
- [56] Y. Sumino, R. Yamashita, K. Miyaji, H. Ishikawa, M. Otani, D. Yamamoto, E. Okita, Y. Okamoto, M. P. Krafft, K. Yoshikawa, and A. Shioi. Droplet duos on water display pairing, autonomous motion, and periodic eruption. *Sci Rep*, 13:12377, 2023. doi:<https://doi.org/10.1038/s41598-023-39094-6>.
- [57] Y. Satoh, Y. Sogabe, K. Kayahara, S. Tanaka, M. Nagayama, and S. Nakata. Self-inverted reciprocation of an oil droplet on a surfactant solution. *Soft Matter*, 13:3422–3430, 2017. doi:<https://doi.org/10.1039/c7sm00252a>.
- [58] H. Kroboth, B. Rozycki, R. Lipowsky, and T. R. Weikl. Binding cooperativity of membrane adhesion receptors. *Soft Matter*, 5:3354–3361, 2009. doi:<https://doi.org/10.1039/b902036e>.

- [59] T. R. Weikl, M. Asfaw, H. Krobath, B. Rozycki, and R. Lipowsky. Adhesion of membranes via receptor-ligand complexes: domain formation, binding cooperativity, and active processes. *Soft Matter*, 5:3213–3224, 2009. doi:<https://doi.org/10.1039/b902017a>.
- [60] K. Blom and A. Godec. Criticality in cell adhesion. *Phys. Rev. X*, 11:031067, 2021. doi:<https://doi.org/10.1103/physrevx.11.031067>.
- [61] H. Kitahata, N. Yoshinaga, K. H. Nagai, and Y. Sumino. Spontaneous motion of a droplet coupled with a chemical wave. *Phys. Rev. E*, 84:015101, 2011. doi:<https://doi.org/10.1103/PhysRevE.84.015101>.
- [62] K. V. S. Chaithanya, S. A. Shenoy, and P. Dayal. Hydrodynamics of a confined active Belousov-Zhabotinsky droplet. *Phys. Rev. E*, 106:065103, 2022. doi:<https://doi.org/10.1103/PhysRevE.106.065103>.
- [63] Y. S. Kim, R. Tamate, A. M. Akimoto, and R. Yoshida. Recent developments in self-oscillating polymeric systems as smart materials: from polymers to bulk hydrogels. *Mater. Horizons*, 4:38–54, 2017. doi:<https://doi.org/10.1039/c6mh00435k>.
- [64] K. Eckert and A. Grahn. Plume and finger regimes driven by an exothermic interfacial reaction. *Phys. Rev. Lett.*, 82:4436–4439, 1999. doi:<https://doi.org/10.1103/PhysRevLett.82.4436>.
- [65] M. A. Budroni and A. De Wit. Dissipative structures: From reaction-diffusion to chemohydrodynamic patterns. *Chaos*, 27:104617, 2017. doi:<https://doi.org/10.1063/1.4990740>.
- [66] J. Niehoff, F. Voss, and U. Thiele. Data Supplement for "Gradient dynamics model for chemically driven running drops". Zenodo, 2026. doi:<https://doi.org/10.5281/zenodo.18196226>.