

---

# FRONT-LOADED OR BALANCED?

## THE MECHANISM THROUGH WHICH REVIEW ORDER AFFECTS OVERALL RATINGS IN PREMIUM SERVICE SETTINGS

---

**He Wang**

School of Business  
Renmin University of China  
he.wang@ruc.edu.cn

**Ziyu Zhou**

School of Statistics  
Renmin University of China  
ziyu.zhou@ruc.edu.cn

**Hanxiang Liu**

School of Business  
Renmin University of China  
hanxiang.liu@ruc.edu.cn

February 3, 2026

### Abstract

In the increasingly prevalent landscape of high-quality service contexts, whether consumer evaluation interfaces adopt a rating-first or review-first sequence has become a critical factor shaping rating authenticity and feedback quality. While prior research has primarily examined review content and sentiment, systematic investigation into how evaluation order influences rating outcomes remains limited. Through exploratory analyses, we find that Letterboxd—which employs a review-first, rating-after mechanism—exhibits a more centralized rating distribution with fewer extreme scores, whereas Yelp—which adopts a rating-first, review-after mechanism—shows a pronounced bimodal distribution with more polarized ratings. Three controlled experiments further demonstrate that in high-quality service contexts, a rating-first (vs. review-first) interface significantly elevates consumers' overall ratings. Mechanism analyses indicate that cognitive effort and affective heuristics serve as dual pathways: a rating-first (vs. review-first) sequence reduces cognitive effort and heightens affective heuristics, thereby increasing rating scores. Moreover, service quality moderates this process. When service quality is low, the rating-first (vs. review-first) sequence instead leads to lower ratings. This research reveals the psychological mechanisms through which evaluation order affects consumer ratings via cognitive and affective pathways. It extends theoretical understanding of online rating formation and offers practical implications for optimizing platform interface design to enhance rating authenticity and credibility.

**Keywords:** evaluation order, consumer ratings, affective heuristics, cognitive effort, service quality

# Contents

<b>1</b>	<b>Introduction</b>	<b>3</b>
<b>2</b>	<b>Related Work</b>	<b>4</b>
2.1	The Importance of Ratings . . . . .	4
2.2	The Prevalence of Extreme Ratings . . . . .	5
2.3	Effects of Evaluation Order . . . . .	6
2.4	The Mediating Roles of Cognitive Effort and Affective Heuristics . . . . .	7
2.5	The Moderating Role of Service Quality . . . . .	7
<b>3</b>	<b>Exploratory Analysis</b>	<b>9</b>
3.1	Data Distribution . . . . .	9
3.2	Statistical Tests . . . . .	11
<b>4</b>	<b>Experimental Design and Results Analysis</b>	<b>11</b>
4.1	Experiment 1: Evaluation Order and Overall Consumer Ratings . . . . .	11
4.1.1	Experimental Design . . . . .	11
4.1.2	Experimental Procedure . . . . .	12
4.1.3	Results Analysis . . . . .	12
4.2	Experiment 2: The Mediating Roles of Cognitive Effort and Affective Heuristics . . . . .	13
4.2.1	Experimental Design . . . . .	13
4.2.2	Experimental Procedure . . . . .	14
4.2.3	Results Analysis . . . . .	15
4.3	Experiment 3: The Moderating Role of Service Quality . . . . .	16
4.3.1	Experimental Design . . . . .	16
4.3.2	Experimental Procedure . . . . .	16
4.3.3	Results Analysis . . . . .	17
<b>5</b>	<b>Conclusion</b>	<b>19</b>
5.1	Theoretical Implications . . . . .	19
5.2	Practical Implications . . . . .	20
<b>6</b>	<b>Limitations and Future Directions</b>	<b>21</b>

# 1 Introduction

In recent years, online consumption and digital platform economy have been developing rapidly around the world. It has been a significant part of modern world economy. European Commission carries market investigation to ensure their Digital Market Act keep up with the fast pace of digital markets. Xue et al. define the platform economy as an ecosystem built upon digital technologies—including the Internet, cloud computing, big data, and the Internet of Things—in which platform enterprises play a central coordinating role. These enterprises design and operate integrated systems that connect platforms, consumers, and service providers, thereby shaping the activities and interactions of upstream and downstream market participants[1]. As the global leader in digital economy, the scale of U.S. digital economy had reached 17.2 trillion US dollars in 2022, accounting for 64.6% of its GDP. It has effectively supported the stable growth of the macroeconomy, further underscoring the increasing significance of the digital sector within the broader economic system. Against this backdrop, and amid the continued expansion of the digital economy, related segments such as online food delivery platforms, e-commerce platforms, and consumer review platforms have also experienced rapid growth. According to McKinsey's report on food delivery, global online food delivery transactions reached approximately \$150 billion in 2021, and the market is growing exponentially. The scale of e-commerce is also massive, with the global e-commerce market size reaching about \$27 trillion in 2022 and the number of online shoppers exceeding 2.3 billion[2]. Major e-commerce platforms like Amazon and Alibaba dominate the industry, and future development will become more multidimensional and in-depth. Review platforms like Yelp, TripAdvisor, and Google Reviews have permeated every aspect of daily life—from dining and shopping to travel and accommodation—becoming essential sources for consumers to gather information and make decisions. It is fair to say that modern life has become inseparable from the online consumption and platform service ecosystem built by the digital economy.

Social psychologist Robert B. Cialdini systematically introduced the concept of "social proof" in his book *Influence: Science and practice*. He posits that when individuals lack information and cannot make accurate judgments, they tend to identify with and mimic others' behaviors, believing that actions already taken by others reflect the correct choice. Thus, referencing others' behaviors can reduce decision-making risks[3]. In today's internet landscape, users are faced with a bewildering array of choices. Often, they struggle to make decisions due to a lack of specific, precise information or the inability to compare the merits of different options. In such situations, they turn to others' recommendations to assist their decision-making. This reliance on peer endorsement is a crucial factor in the establishment and continuous evolution of user review systems. As platforms continue to evolve and refine their systems, user review platforms have become a vital medium for building trust, facilitating transactions, and optimizing services. The ratings and comments consumers leave on digital platforms now serve as crucial reference points for merchants to enhance their services, for platforms to allocate exposure to merchants, and for consumers to make informed decisions. The platform evaluation system provides users with a highly interactive and intuitive window to express their consumption experiences, gradually becoming a crucial pillar of the digital economy's trust framework.

Currently, nearly all service platforms invite consumers to rate and review their experience after completing

a transaction, thereby providing helpful guidance for subsequent customers. Most platforms' review sections adopt a "rating-first, review-after" design approach. Users must first provide a star rating or numerical score before optionally submitting text or image reviews based on their experience. To showcase product or service features more comprehensively, some merchants incentivize users with coupons or small gifts to encourage more detailed written reviews. The design of review sections typically places the rating section above the comment section, or displays the comment section only after the rating section is completed. This design prioritizes the reviewer's experience, aiming to enable faster completion of reviews and enhance the overall evaluation process's user experience and interaction convenience. Simultaneously, it maximizes the preservation of intuitive, structured data, offering significant value to platforms, businesses, and potential consumers.

However, such designs may exert a potential guiding effect on users. According to the anchoring effect proposed by psychologists Amos Tversky and Daniel Kahneman in the 1970s, people tend to be influenced by the initial information when making decisions[4]. Theory transferred to the review interface reveals that consumer feedback tends to reinforce their initial ratings, potentially compromising the objectivity and accuracy of evaluations as consumers strive to maintain consistency with previous scores. The order effect in questionnaires further indicates that the sequence of questions systematically influences respondents' outcomes. When overall impression questions are answered first, consumers often rely on abstract impressions, thereby reducing the rationality of responses to subsequent questions. Beyond mainstream rating systems, a handful of platforms position the rating section below the review section. This design directs reviewers' attention first to textual and image-based comments, guiding them to complete the review section first. This approach largely mitigates the aforementioned effects. However, this review model is rarely adopted. Is this due to platforms overlooking the impact of sequence, or does this model itself have drawbacks? Based on these observations, this paper explores how different review sequences influence rating outcomes.

## **2 Related Work**

### **2.1 The Importance of Ratings**

Ratings on social media exert a critically significant influence on consumers' decision-making processes. Specifically, consumers can select superior merchants by relying on high ratings or avoid establishments with suboptimal consumption environments through low ratings, thereby optimizing their overall consumption experience. Additionally, following their consumption behaviors, consumers can provide post-purchase ratings based on personal satisfaction, leaving verifiable traces within social networks and evaluation systems. Bass (1969)[5] proposed a theoretical hypothesis that purchasers of new products can be categorized into innovators and imitators, wherein the latter are influenced by both the number of early purchasers and the timing of their purchases. This proposition has been extensively validated across 11 categories of consumer goods, preliminarily revealing that in actual purchase scenarios, factors such as the volume of early purchasers and their evaluations exert a non-negligible impact on the behavioral decisions of subsequent

purchasers.

Furthermore, empirical studies have demonstrated that as consumers' familiarity with retailers diminishes, the adverse effects of consumers' negative evaluations on retailers are mitigated; conversely, when consumers opt for unfamiliar retailers due to lower prices, they tend to engage in more extensive searches for negative evaluations and exhibit a higher propensity to anticipate the recurrence of potential issues (Chatterjee, 2001)[6]. With the widespread adoption of social media platforms by physical merchants, consumers remain unfamiliar with the majority of these establishments. This contextual characteristic necessitates that merchants implement timely social media reputation management strategies to foster enhanced trust among consumers.

The impact of social media ratings is not confined to retail establishments. Duan et al. (2008)[7] revealed in their analysis of movie box office performance that box office revenues are significantly influenced by online posting volume— indicating that social media sharing and evaluations, as a measure of potential word-of-mouth intensity, exert a direct effect on the revenue outcomes of films. This finding imposes higher demands on film studios regarding pre-release promotion and in-release public relations efforts, with the core objective of securing increased exposure and positive sentiment through social media channels. Gong Shiyang et al. (2012)[8] similarly documented in their research on online book consumption that word-of-mouth-related factors— including posting volume, comment positivity, and interactive engagement— exert a significant impact on the sales performance of online books. They further highlighted that word-of-mouth and sales volume exhibit a reciprocal relationship, with word-of-mouth both shaping and being shaped by sales volume, thereby giving rise to a certain degree of endogeneity.

## **2.2 The Prevalence of Extreme Ratings**

The aforementioned ratings exert an exceptionally significant influence on consumers' choice behaviors. Nevertheless, in practical contexts, numerous stores maintain uniformly positive reviews on social media platforms, whereas certain merchants feature exclusively negative feedback in their social media comment sections. This phenomenon conveys misleading signals to consumers: they may patronize stores due to high positive review rates yet encounter experiences inconsistent with the posted evaluations. Chevalier et al. (2006)[9] observed in their analysis of review data from platforms such as Amazon that positive reviews constituted the majority, while negative reviews exerted a more pronounced impact than their positive counterparts. In their investigation into the relationship between review usefulness and extremeness, Mudambi et al. (2010)[10] identified that extreme and lengthy reviews are more prone to being labeled as useful. This finding indicates that extreme positive reviews of stores will continuously reinforce consumers' favorable perceptions during their decision-making processes.

The presence of extreme reviews shapes the distribution pattern of evaluations. Hu et al. (2009)[11] documented via empirical research on platforms such as Amazon that nearly all product reviews exhibit an asymmetric bimodal distribution, with a predominance of positive reviews. They elaborated on the underlying

mechanisms driving this distribution: only potential customers with a positive predisposition toward the product are inclined to make a purchase and submit timely reviews, while customers holding extreme attitudes are more prone to providing evaluations. Subsequent scholarly inquiries have proposed that for merchants plagued by extreme reviews, targeted interventions—including buyer weighting, the implementation of real purchase verification mechanisms, and the encouragement of reviews from non-extreme consumers—can be adopted to mitigate misleading effects on both merchants and customers (Hu et al., 2009)[12].

In their analysis of review data from Taobao, Li Yujie et al. (2013)[13] observed that ratings displayed a non-normal inverse L-shaped distribution, and that unbiased estimators of product quality cannot be deduced from the mean value of online product reviews. The study emphasized that the default positive review mechanism and consumers' proactive review behaviors exert a measurable impact on online reviews, and proposed that merchants should invite all consumers to submit evaluations to eliminate bias—a finding that aligns with the conclusions of the aforementioned studies.

## **2.3 Effects of Evaluation Order**

Studies have emphasized that consumers' satisfaction is comprehensively shaped by the integration of multiple service cues. Prioritizing overall attribute evaluation before quantitative satisfaction assessment enables more robust explanations of the variations in consumers' product satisfaction (Auh et al., 2003)[14]. In other words, the integration process underlying consumers' satisfaction exhibits order sensitivity overall, and conducting objective evaluation first amplifies the discrepancies in this integration process. Further empirical research demonstrates that the overall design of questionnaires in online surveys can alter respondents' answers: setting leading questions prior to target items significantly diminishes the positivity of respondents' attitudes, ultimately resulting in lower ratings, and this effect is more pronounced when the questionnaire is presented across distinct pages (Stefkovics & Kmetty, 2022)[15].

Given that online ratings are predominantly generated with more detailed evaluations subsequent to the completion of the overall impression assessment, such questionnaires are also categorized as multi-page questionnaires. Furthermore, the latest empirical experiment demonstrates that in the rating-first scenario, the overall score is higher than that in the review-first scenario, directly uncovering the discrepancy between the scores obtained under the two evaluation orders (Duffek et al., 2024)[16]. However, this study failed to ensure a context characterized by high overall service quality, thereby necessitating further investigation. Based on the aforementioned research findings, we formulate the main effect hypothesis as follows:

- H1: In the context of high-quality service, the service interface with the rating-first, review-after mode will promote consumers' overall rating of the service.

## 2.4 The Mediating Roles of Cognitive Effort and Affective Heuristics

When investigating whether consumers' cognitive effort elicits negative emotions and alters their choice outcomes, Garbarino and Edell (1997)[17] documented that as cognitive effort increases, consumers' negative emotions escalate significantly. Building on this finding, when confronting choices with comparable outcomes, consumers are more inclined to select the option that induces fewer negative emotions. Within the context of our research, the review-first mode compels consumers to exert greater cognitive effort. Consequently, they may attempt to avoid this evaluation mode, or in such scenarios, perceive heightened cognitive effort and thereby experience more pessimistic emotions, ultimately resulting in lower ratings (David et al., 2024)[18]. Therefore, we propose the first mediating effect hypothesis:

- H2: Cognitive effort plays a negative mediating role in the impact of evaluation order on consumers' ratings.

Finucane et al. (2000)[19] demonstrated via experimental studies that when making risky decisions, individuals tend to employ affective heuristics—evaluating the risks and benefits of choices based on their emotional responses to stimuli to facilitate decision-making. This experiment underscores that affective heuristics exert a measurable influence on consumers' decision-making processes. King and Slovic (2014)[20] concluded in their research that under more extreme emotional evaluations, consumers' assessments of risks and products are significantly modulated.

Within our research framework, when consumers adopt the rating-first mode in a high-quality service scenario, their emotions tend to incline toward the positive extreme; thus, their ratings will be elevated due to the influence of this positive affect. Ali et al. (2016)[21] explicitly highlighted that when service attitudes and users' emotional experiences are superior, users exhibit higher satisfaction and are more willing to accept higher premiums. This finding validates the relationship between affective heuristics and user satisfaction, while also providing enterprises with methodological guidance for customer acquisition and profit enhancement. Based on the aforementioned research, we propose the second mediating effect hypothesis:

- H3: Affective heuristics play a positive mediating role in the impact of evaluation order on consumers' ratings.

## 2.5 The Moderating Role of Service Quality

Studies have shown that consumers' quality evaluations are mainly cognitive, while satisfaction can reflect consumers' emotional responses to the performance of product providers or service providers, thereby demonstrating consumers' evaluation tendencies toward the overall service (Meirovich & Bahnan, 2008)[22]. This indicates that service quality can change consumers' emotional perceptions, which in turn has a certain impact on consumers' ratings. Employees' emotional displays such as smiling during the service process

will directly affect customers' attitudes toward employees' services and indirectly influence customers' satisfaction with the overall service (Gong et al.2020)[23], suggesting that good service quality has a positive impact on customers' satisfaction and ratings.

In addition, in the research on consumer evaluation order and the affective heuristic path, Söderlund and Rosengren(2004)[24] pointed out that service personnel's positive emotional displays can improve customers' evaluations of service employees' pleasantness, which in turn will further affect customers' own pleasantness levels, making their affective heuristics more sufficient. Li et al.(2018)[25] concluded through experiments that service personnel's smiles can evoke more positive emotional responses from customers toward labor, thereby improving customers' evaluations of the overall service. This illustrates that service plays a positive role in the process from affective heuristics to actual evaluations. Furthermore, experiments have found that emotion-related labor can enhance consumers' perceived authenticity and fairness, thereby indirectly promoting consumers' overall evaluations (Olk et al.,2021)[26].

Overall, service attitude can significantly affect important emotional tendencies such as customer satisfaction and repurchase intention, and can significantly increase customers' rating tendencies (Yi et al.2022)[27]. Based on the above analysis, we propose the moderating effect:

- H4: Service quality plays a positive moderating role both in the process where different evaluation orders affect consumers' overall ratings and in the mediating process of affective heuristics.

Based on the above analysis, we propose the framework of this study as shown in Figure 1.

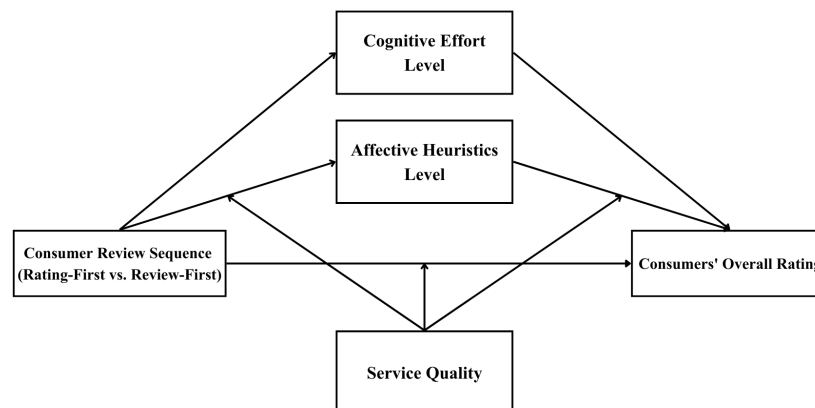


Figure 1: Research Framework



### 3 Exploratory Analysis

This exploratory analysis aims to preliminarily examine the impact of two rating mechanisms— "rating-first" versus "review-first"— on the final rating distribution across different online platforms. By comparing the rating characteristics of the two types of platforms, we can indirectly illustrate the role of evaluation order in user rating behavior. To achieve this goal, we selected two representative platforms for analysis: Yelp and Letterboxd. Yelp operates primarily on a "rat-first, review-after" model, requiring users to assign a numerical rating before writing their review. Letterboxd, conversely, exemplifies a "review-first, rating-after" approach, where users typically compose their movie commentary before assigning a star rating to the film. In this study, Letterboxd data was obtained through web scraping, comprising 242,748 rating entries across 907 films. Web scraping was employed to ensure unbiased data collection. Yelp data, sourced from its public dataset, included 6,990,280 rating records. The platform architecture is illustrated in Figure 2.

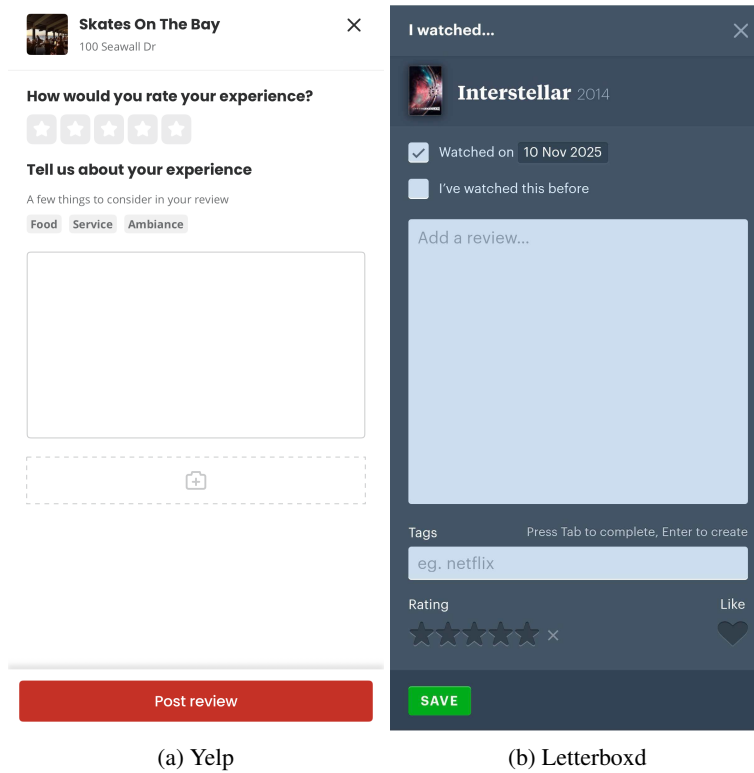


Figure 2: Schematic Diagram of Two Platform App Interfaces

#### 3.1 Data Distribution

Analysis of existing data reveals that Yelp’s ratings exhibit a distinct U-shaped bimodal distribution, with high ratings (5 stars) and low ratings (1 star) accounting for a significant proportion, while the middle range is relatively sparse. This indicates that user evaluations tend toward extremes. In contrast, Letterboxd’s ratings show a right-skewed inverted U-shaped distribution, with the majority of ratings concentrated between 3.5

and 4.5 stars. This indicates that while users tend to give higher ratings, extremely high ratings are less common, with neutral or moderately positive ratings predominating. The distributions of rating data across both platforms are illustrated in Figure 3 and Figure 4.

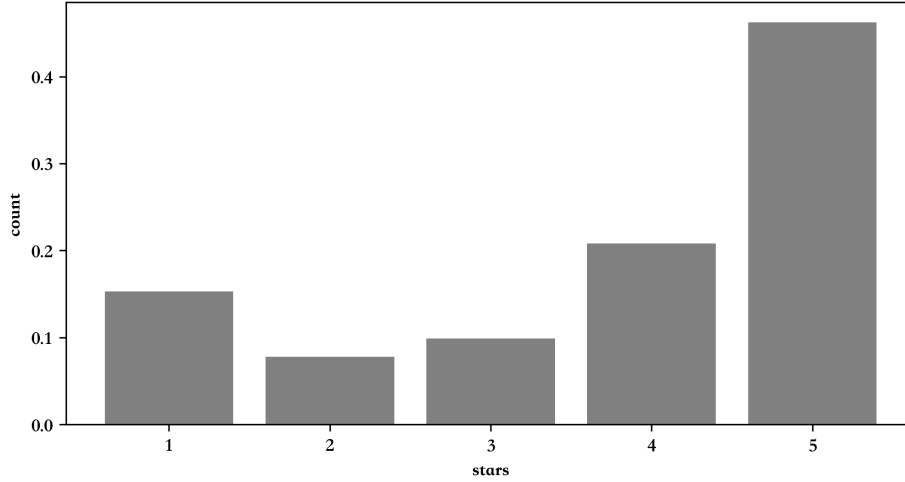


Figure 3: Rating Distribution on Yelp

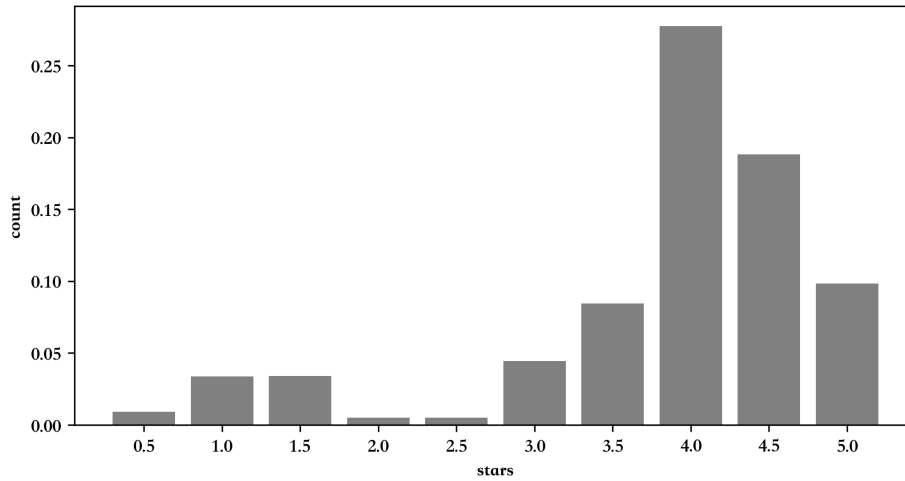


Figure 4: Rating Distribution on Letterboxd

Furthermore, our calculations show that the variance of Yelp (2.19) is significantly higher than that of Letterboxd (0.39), indicating a greater degree of dispersion in Yelp’s ratings. In contrast, the kurtosis of Letterboxd (0.48) exceeds that of Yelp (-0.78), suggesting that the distribution on Letterboxd is more concentrated and exhibits a sharper peak. It is worth noting that although the two platforms differ considerably in their mean ratings (Yelp: 3.75 vs. Letterboxd: 4.39), and Letterboxd shows a higher mean overall, this difference merely reflects general rating tendencies and consumer leniency. Based on the variance, kurtosis, and the histogram of the rating distributions, we can preliminarily infer that the review-first mechanism may encourage users to provide more objective ratings, thereby reducing the likelihood of extreme evaluations.

### 3.2 Statistical Tests

To further validate the significant differences in distribution characteristics between the two rating mechanisms, we conducted statistical tests on the rating results from Yelp and Letterboxd. First, the Kolmogorov–Smirnov (KS) test was used to compare the distribution differences between the two platforms. The results showed a KS statistic of 0.277 and a corresponding p-value less than 0.001, indicating a significant difference between the distribution of ratings in the two groups. In other words, neither the degree of concentration nor the tail distribution of Yelp and Letterboxd’s rating data follows the same overall distribution. Furthermore, to confirm the proportional differences between the two sets of ratings across different score ranges, we employed a chi-squared test. The result yielded  $\chi^2 = 187,575.304, p < 0.001$ , similarly indicating significant differences in the distributional structures of the two rating mechanisms.

Finally, to focus more on the differences between the two sets of scores at the extreme values in the tails, we employed the Anderson-Darling k-sample test. Compared to the KS test, the Anderson-Darling k-sample test assigns greater weight to the tails of the distribution and is more sensitive to observations in the tails. Calculations show that the Anderson-Darling statistic is 36,541.05, with a p-value less than 0.001. Taken together, the results of all three tests consistently support the conclusion that the "rating-first" and "review-first" mechanisms indeed lead to significant differences in the distribution of user ratings, with notable variations in extreme values. This finding provides statistical validation for the preceding descriptive analysis, further demonstrating that the order of evaluation exerts a substantive influence on shaping user rating behavior.

The results collectively indicate that the "score-first" mechanism (Yelp) tends to produce more extreme distributions, as users are inclined to assign high or low scores driven by emotional impulses. In contrast, the "review-first" mechanism (Letterboxd) tends to generate more clustered ratings, as users may recalibrate their judgments after writing their reviews, leading to more rational and consistent scoring. This exploratory analysis provides preliminary evidence for subsequent hypothesis testing, suggesting that the order of evaluation may influence the shape and concentration of rating distributions.

## 4 Experimental Design and Results Analysis

### 4.1 Experiment 1: Evaluation Order and Overall Consumer Ratings

#### 4.1.1 Experimental Design

The main purpose of Experiment 1 is to verify the impact of the sequence of rating and review on consumers’ overall ratings in high-quality service contexts (H1). We recruited 120 participants on the Credamo platform to participate in this experiment. Experiment 1 adopts a single-factor (rating-first vs. review-first) between-group design. This study draws on the attention check items commonly used in previous studies [28] to

measure participants, namely "Please do not answer this question (7-point Likert scale)", and participants who checked this item are excluded. After removing 18 participants who did not complete the questionnaire seriously, 102 valid samples are obtained (53% female,  $M_{age} = 28.36$ ), among which 54 participants are in the rating-first group and 48 participants are in the review-first group.

Referring to previous studies, this experiment uses a visual comparison method based on text stimuli to manipulate the experimental process. To make the study conform to real-world scenarios to the greatest extent, we adopt the method of consumers' simulated recall instead of designated situational assumptions.

#### 4.1.2 Experimental Procedure

Participants were randomly assigned to either the rating-first group or the review-first group. Both groups were shown an experimental interface composed of text stimuli, and after confirming that they had completed viewing (for at least 10 seconds), they accessed a simulated catering evaluation platform. The text stimuli are as follows:

Please take a moment to recall your most recent dining experience outside where you felt very satisfied and pleasant. It may have taken place in a restaurant, café, or any catering establishment. Please try your best to recreate the scene in your mind:

- Recall the comfortable environment and atmosphere of that restaurant.
- Recall the dishes that left a deep impression on you, including their color, aroma, and taste.
- Recall the thoughtful and friendly service provided by the waitstaff.

Please ensure this is an experience you consider overall high-quality. In the following section, we will simulate a real catering evaluation platform, and you will be asked to complete the evaluation task based on this specific experience.

Subsequently, participants provided an overall evaluation of this service based on the details of their recall, with the experimental interface design enforcing either the rating-first or review-first sequence. For the rating task, participants gave an overall service rating on a 5-point Likert scale (1 = very dissatisfied, 5 = very satisfied); for the review task, participants were required to write an objective review of no less than 30 characters. After that, they completed the attention check and demographic measurement, and the experiment concluded.

#### 4.1.3 Results Analysis

**Test of the Main Effect** As predicted in Hypothesis 1, in high-quality service contexts, consumers give significantly higher overall service ratings in the "rating-first, review-after" sequence than in the

"review-first, rating-after" sequence. First, we conduct a manipulation check. Using a score of 3 as the benchmark, we calculate that the overall service ratings of both the rating-first group and the review-first group are significantly higher than 3, which indicates that our manipulation check is effective. Then, we perform a one-way analysis of variance (ANOVA) with the overall rating as the dependent variable. The results show that the overall service rating of the rating-first group is higher than that of the review-first group ( $M_{rating-first} = 4.86, SD = 0.92$ , vs.  $M_{review-first} = 4.21, SD = 1.03$ ;  $F(1, 100) = 11.34, p < 0.01, \eta^2 = 0.102$ ). Based on these results, we conclude that Hypothesis 1 is supported.

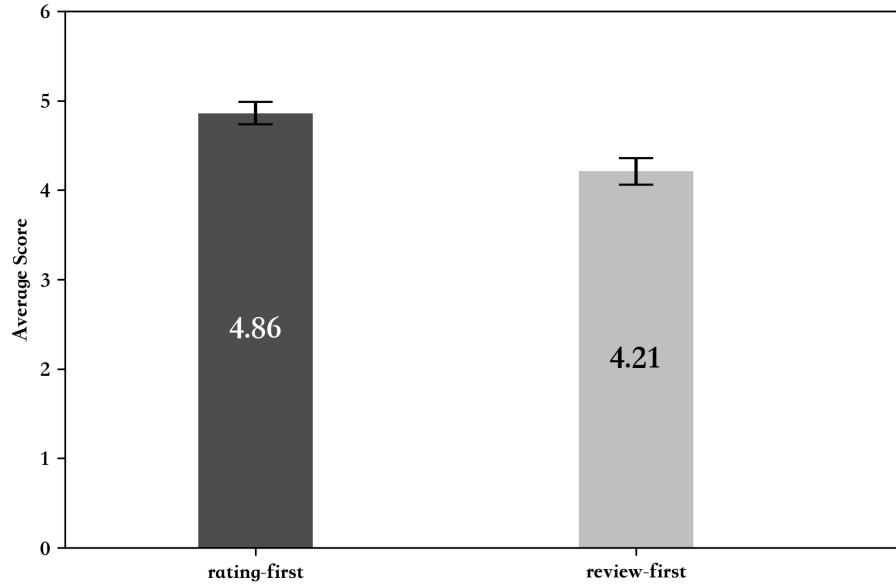


Figure 5: Consumers' Overall Ratings (Rating-First vs. Review-First)

**Summary and Discussion** The results of the above experiment indicate that in the field of catering evaluation services, under high-quality service contexts, the service interface with a rating-first, review-after sequence promotes consumers' overall service ratings. In the next experiment, we further examine how the sequence of evaluation influences consumers' ratings through the dual pathways of cognitive effort and affective heuristics.

## 4.2 Experiment 2: The Mediating Roles of Cognitive Effort and Affective Heuristics

### 4.2.1 Experimental Design

The main purposes of Experiment 2 are as follows: 1) to re-verify the main effect of evaluation sequence on consumers' ratings; 2) to test the mediating roles of cognitive effort (H2) and affective heuristics (H3).

Compared with Experiment 1, Experiment 2 implements certain front-end rendering on the final evaluation

interface to make it more consistent with the interfaces that participants usually encounter in daily life, thereby enhancing the external validity of the experiment. Experiment 2 adopts a single-factor between-group design, including two experimental groups: the rating-first group and the review-first group. We recruited 160 participants on the Credamo platform. After removing 21 participants who did not complete the questionnaire seriously, 139 valid samples were obtained (58% female,  $M_{age} = 27.93$ ), among which 69 participants are in the rating-first group and 70 participants are in the review-first group.

#### 4.2.2 Experimental Procedure

Similar to Experiment 1, participants first viewed an experimental interface composed of text stimuli. After confirming that they had completed viewing (for at least 10 seconds), they first provided an overall service evaluation, including rating and review (the sequence of which was controlled and differentiated by group), and then completed the measurements of cognitive effort and affective heuristics. Based on the development of previous literature, the affective heuristics scale includes 5 items, while the cognitive effort scale is a single-item scale.

Table 1: Mediating Variable Scales in Experiment 2

Variable	Operational Questionnaire Items	Source of Information
Affective Heuristics	When evaluating this service, I mainly rely on my feelings to judge its quality.	[29]
	When making the overall evaluation, I carefully analyzed the characteristics of various aspects of the service.	[29]
	I tend to use the most easily recalled characteristics to give a rating.	[29]
	I think my evaluation is the result of rational weighting. (Adapted)	[29] (Adapted)
	I formed this evaluation with almost no in-depth consideration.	[29]
Cognitive Effort	How much effort did you invest in completing the evaluation task?	[30]

Participants were required to rate the above items on a 7-point Likert scale (1 = strongly disagree, 7 = strongly agree / 1 = very little, 7 = very much). Subsequently, they completed the attention check and demographic measurement, and the experiment concluded.

### 4.2.3 Results Analysis

**Reliability and Validity Tests** For the affective heuristics measurement questionnaire, based on the data collected in this experiment, the Cronbach's  $\alpha$  coefficient is calculated to be 0.79, and the reliability test of this questionnaire is passed. Furthermore, we calculate that the KMO value of this questionnaire is 0.842, which is greater than 0.5, and the significance probability of the Bartlett's test of sphericity is  $p < 0.001$ . In addition, all items are consistent with the expected factor correspondence, with factor loadings all greater than 0.6 and the cumulative variance explanation rate greater than 80%; therefore, this questionnaire has high validity. For the single-item scale of cognitive effort, its indicators such as temporal stability have been verified in previous literature. No repeated verification is conducted here.

**Test of the Main Effect** First, this experiment re-verifies Hypothesis 1. There is a significant difference in consumers' overall ratings between the "rating-first, review-after" group and the "review-first, rating-after" group ( $M_{rating-first} = 4.83, SD = 0.912$  vs.  $M_{review-first} = 4.39, SD = 1.106; F(1, 137) = 6.543, p < 0.05, \eta^2 = 0.04$ ). This result re-verifies H1.

**Mediation Analysis** Second, we test the mediating roles of cognitive effort and affective heuristics. With the overall rating as the dependent variable, a dual-mediation effect model is adopted to conduct a Bootstrap mediation test with a sample size of 5000 [31][32].

The results show that cognitive effort and affective heuristics play significant partial mediating roles in the model. Specifically, under the 95% confidence interval, the mediation test results of both do not include 0: the effect size of cognitive effort is 0.075 ( $LLCI = 0.038, ULCI = 0.112$ ), and the effect size of affective heuristics is 0.113 ( $LLCI = 0.087, ULCI = 0.139$ ). This indicates that the mediating roles of cognitive effort and affective heuristics are significant.

Meanwhile, after controlling for these two variables, the impact of the independent variable on the dependent variable remains significant ( $\beta = 0.35, p = 0.013$ ), which indicates that they play partial mediating roles, and Hypothesis 2 (H2) and Hypothesis 3 (H3) are supported. Furthermore, the analysis results show that the "rating-first, review-after" sequence can significantly increase the level of affective heuristics ( $\beta = 0.47, SD = 0.15, t = 3.13, p < 0.01$ ), and the increase in affective heuristics can significantly improve consumers' ratings ( $\beta = 0.24, SD = 0.10, t = 2.40, p = 0.016$ ). At the same time, the "rating-first, review-after" sequence can significantly reduce cognitive effort ( $\beta = -0.26, SD = 0.12, t = -2.17, p = 0.030$ ), and the reduction in cognitive effort can also significantly improve consumers' ratings ( $\beta = -0.44, SD = 0.17, t = -2.59, p = 0.010$ ).

This result clarifies the specific mechanism of the influence of the dual mediation pathway and provides support for H2a, H2b, H3a, and H3b.

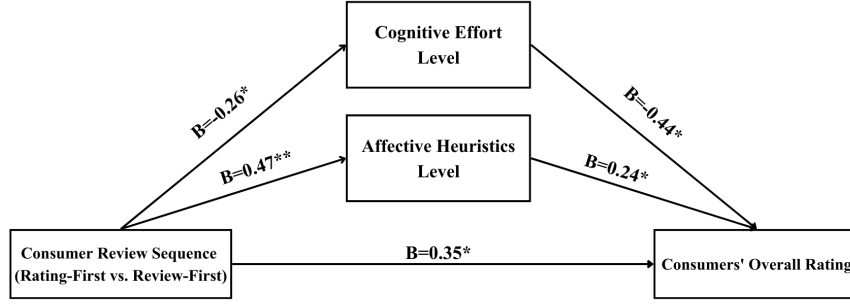


Figure 6: Mediating Mechanism of Review Sequence on Rating Influence

**Summary and Discussion** In this experiment, we once again verify that in high-quality service contexts, the "rating-first, review-after" sequence (compared with the "review-first, rating-after" sequence) has a promoting effect on consumers' ratings, and confirm that cognitive effort and affective heuristics play partial mediating roles in the influence mechanism. In the next experiment, we will explore the moderating role of service quality in the influence path.

### 4.3 Experiment 3: The Moderating Role of Service Quality

#### 4.3.1 Experimental Design

The main purpose of Experiment 3 is to explore the moderating role of service quality on consumers' overall ratings under different review sequences (H4). According to Hypothesis 4 (H4), when service quality deteriorates, the "rating-first, review-after" sequence will lead to similar or even lower consumers' ratings compared with the review-first, rating-after sequence. Experiment 3 adopts a  $2 \times 2$  mixed experimental design, where evaluation sequence is a between-group factor and service quality is a within-group factor.

We recruited 220 participants on the Credamo platform. After removing 26 participants who did not complete the questionnaire seriously, 194 valid samples were obtained (55% female,  $M_{age} = 28.64$ ), among which 101 participants are in the "rating-first" group and 93 participants are in the "review-first" group.

#### 4.3.2 Experimental Procedure

The following adjustments are made in Experiment 3:

1. All participants experienced two conditions—high-quality service and low-quality service—in sequence under a controlled context, and the presentation order of the two services adopted a counterbalancing method. For the low-quality service condition, the text stimulus used to evoke associations with service quality in the experiment was changed from "Please take a moment to recall your most recent dining



experience outside where you felt very satisfied and pleasant" to "Please take a moment to recall your most recent dining experience outside where you felt moderately satisfied or unpleasant", while all other stimuli remained identical;

2. Compared with Experiment 1 and Experiment 2, the sample size of this experiment was expanded.

### 4.3.3 Results Analysis

**Reliability and Validity Tests** For the affective heuristics measurement questionnaire, the Cronbach's  $\alpha$  coefficient is calculated to be 0.85 based on the data collected in this experiment, and the reliability test of this questionnaire is passed. Furthermore, we calculate that the KMO value of this questionnaire is 0.856, which is greater than 0.5, and the significance probability of the Bartlett's test of sphericity is  $p < 0.001$ . In addition, all items are consistent with the expected factor correspondence, with factor loadings all greater than 0.6 and the cumulative variance explanation rate greater than 80%; therefore, this questionnaire has high validity.

**Manipulation Check** We conduct a manipulation check. Using a score of 3 as the benchmark, we calculate that the overall ratings of low-quality service in both the rating-first group and the review-first group are significantly less than or equal to 3, which indicates that our manipulation check is effective ( $M_{rating-first} = 1.93, SD = 0.8$  vs.  $M_{review-first} = 2.25, SD = 1.01$ ).

**Moderation Analysis** First, we conduct a one-way analysis of variance (ANOVA) with the overall rating as the dependent variable. The results show that in the low-quality service context, the overall service rating of the "rating-first" group is lower than that of the "review-first" group ( $M_{rating-first} = 1.93, SD = 0.88$  vs.  $M_{review-first} = 2.25, SD = 1.01$ ;  $F(1, 192) = 5.56, p < 0.05, \eta^2 = 0.03$ ). This result provides support for Hypothesis 4 (H4).

Second, to test the moderating effect, we adopt hierarchical regression analysis, adding the moderating variable and the interaction term between the independent variable and the moderating variable sequentially based on the baseline model. Additionally, we use the Bootstrap method with 5000 resamples to calculate the confidence interval of the conditional indirect effect. The results of the moderating effect test are shown in Table 2.

Table 2: Results of Moderating Effect Test: Interaction Terms

Interaction Term	$\beta$	SE	$p$	Significance
Independent Variable $\times$ Moderator $\rightarrow$ Cognitive Effort	0.12	0.09	0.186	Not Significant
Independent Variable $\times$ Moderator $\rightarrow$ Affective Heuristics	0.25	0.06	0.001	Significant
Independent Variable $\times$ Moderator $\rightarrow$ Dependent Variable	0.19	0.05	0.001	Significant
Cognitive Effort $\times$ Moderator $\rightarrow$ Dependent Variable	0.09	0.06	0.136	Not Significant
Affective Heuristics $\times$ Moderator $\rightarrow$ Dependent Variable	0.18	0.08	0.026	Significant

Furthermore, we calculated the conditional effect difference for the significant paths and used Bootstrap to compute the confidence interval. The results showed that when the moderating variable was at a high level, the direct effect of the independent variable on the dependent variable was stronger ( $\Delta\beta = 0.14$ ,  $SE = 0.05$ ,  $95\%CI = [0.05, 0.25]$ ). Meanwhile, the indirect effect of the independent variable on affective heuristics was also stronger ( $\Delta\beta = 0.24$ ,  $SE = 0.08$ ,  $95\%CI = [0.10, 0.40]$ ). Based on this result, Hypothesis 4 (H4) was further verified.

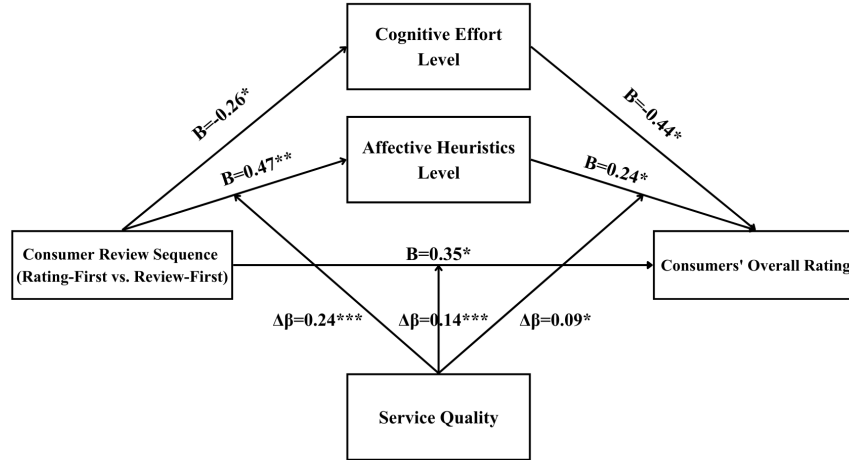


Figure 7: Mediating-Moderating Mechanism of Review Sequence on Overall Rating

**Summary and Discussion** In this experiment, we verify the partial moderating role of service quality in the influence mechanism. Specifically, when service quality is moderate or low, the "rating-first, review-after" sequence (compared with the "review-first, rating-after sequence") results in lower consumers' ratings. In contrast, when service quality is high, the "rating-first, review-after" sequence (compared with the "review-first, rating-after" sequence) leads to higher consumers' ratings. This verify Hypothesis 4.

In the experimental results, service quality moderates both the direct effect of review sequence on the dependent variable and the first half of the indirect path via affective heuristics, and both moderating effects play a significant positive enhancing role. We can conclude that high-quality service can, to a certain extent,

increase the level of consumers' affective heuristics, thereby further improving the overall rating; at the same time, it can also directly improve consumers' overall rating.

## 5 Conclusion

This study systematically examines the mechanism by which rating order influences consumer ratings through exploratory analysis and three experiments. The findings reveal that different rating sequences significantly influence consumers' overall ratings of services or products. Specifically, in high-quality service contexts, the "rating-first, review-after" evaluation process yields significantly higher overall ratings than the "review-first, rating-after" approach. Conversely, in average or low-quality service contexts, this effect weakens or even reverses, with "rate first, comment later" leading to lower ratings. Furthermore, the study found that the influence of rating order on evaluation outcomes primarily manifests through two psychological pathways: first, the cognitive effort pathway, wherein prior deliberation prompts consumers to invest more cognitive resources, leading to more rational rating judgments; second, the emotional priming pathway, wherein prior scoring triggers consumers' emotional responses, making them more likely to base evaluations on intuition and feelings. Finally, service quality plays a crucial moderating role in this mechanism: when service quality is high, the "rating-first" pathway amplifies the expression of positive emotions; conversely, when service quality is low, this emotional dominance intensifies negative evaluations.

### 5.1 Theoretical Implications

At the theoretical level, this study examines the dynamic process of information processing to reveal the critical role of the order of evaluation—a frequently overlooked variable—in the formation of consumer ratings. Since Bass pioneered the innovation diffusion model[5], scholars have widely recognized word-of-mouth (WOM) as a vital bridge connecting consumers and markets. WOM not only shapes purchasing decisions but also influences the social perception of brands. However, prior research on word-of-mouth and online reviews has focused largely on *what is said*—that is, the content, sentiment, and depth of reviews—rather than *how it is said*, namely the psychological and behavioral processes through which consumers generate their evaluations. Existing research has indicated that consumers often rely on others' experiences when making purchasing decisions[33], yet they overlook the behavioral sequence underlying this reliance. This study addresses this gap by distinguishing between "rating-first" and "review-first" as differences in behavioral structure, revealing that the sequence of evaluation itself serves as a moderating force in information processing pathways.

In online review studies, the causes of extreme ratings have long been a focal point of academic discussion. Substantial empirical findings reveal that across platforms like Amazon, Yelp, and TripAdvisor, rating distributions typically exhibit J-shaped or U-shaped characteristics [11][34]. Researchers have predominantly explained this phenomenon through purchasing bias, underreporting bias, or differential utility

perspectives[10]. These explanations focus on differences in consumer group composition and motivations, yet fail to reveal the psychological dynamics at play during individual evaluations. Our findings offer a new perspective on this long-standing distribution phenomenon: rating polarization does not stem entirely from external biases but may also arise as a consequence of the evaluation process itself. When consumers are asked to rate first, they are more likely to make judgments driven by immediate emotions. However, when they write a review before assigning a rating, the act of verbal expression itself facilitates emotional regulation and extends the cognitive process, leading to more focused and restrained ratings. This finding not only provides new evidence for explaining the skewed distribution of online reviews but also reveals how consumer emotions and rationality interact during information processing.

Meanwhile, the study further indicates that service quality plays a moderating role in this mechanism, making the impact of evaluation order conditional. When experiences are positive, "rating-first" amplifies the pleasant emotional effect, promoting higher ratings; conversely, when experiences are negative, the same order magnifies negative emotions, leading to lower scores. This "mirror-like reaction" reveals the interactive relationship between situational factors and psychological mechanisms, indicating that consumer emotions do not influence evaluations in isolation but are embedded within the specific quality of the experience. This finding deepens our understanding of consumer information processing and provides an analytical framework for subsequent research that integrates emotion, cognition, and context.

## **5.2 Practical Implications**

This study offers practical insights for platform design and corporate management. For high-quality services or highly satisfying products, prompting consumers to rate their experience while emotions are still elevated captures their immediate positive impressions. This transforms positive sentiment into tangible numerical feedback, thereby amplifying brand reputation and market trust. By contrast, in scenarios where service quality is inconsistent or prone to triggering negative emotions, platforms should guide consumers to write reviews before assigning scores. This sequence allows users to reconstruct their experience through written expression, reducing the likelihood of emotional ratings and fostering more rational and constructive evaluations.

Additionally, the mechanism for regulating the order of evaluation can be integrated into the platform's algorithm design and recommendation system. Future intelligent evaluation systems can dynamically adjust the sequence of "rating-first" versus "review-first" based on users' historical behavior, service categories, or emotional tendencies, thereby achieving a more authentic and stable distribution of ratings. This not only enhances the interpretability and predictive accuracy of platform data but also enables businesses to detect signals of emotional fluctuations and shifts in satisfaction within more nuanced user feedback. Fine-tuning the evaluation process is fundamentally a means of emotional management and information optimization, reorienting technological design toward a deeper understanding of human behavior.

Through systematic investigation of rating sequences, this study demonstrates that consumer rating behavior

is not merely numerical input but rather a social expression that integrates both emotional and cognitive dimensions. Understanding this not only helps explain the distribution patterns of ratings but, more importantly, offers new insights into how to rebuild the credibility of evaluations in an era dominated by emotional responses.

## **6 Limitations and Future Directions**

Although this study systematically examines the impact of review sequence on consumers' ratings and its underlying mechanism through exploratory analysis and three experiments, it still has certain limitations, which also point out directions for future research.

First, this study mainly relies on laboratory experiments and simulations based on recall scenarios. Although we improve the external validity of the experiments through methods such as front-end rendering, there may still be differences between participants' decision-making in the simulated environment and their actual evaluation behavior on specific platform interfaces after real consumption. Future research can adopt field experiment methods, collaborate with real platforms, and randomly deploy different review interface sequences among some users. This approach can test the conclusions of this study in a more natural context, thereby achieving higher ecological validity.

Second, to control variables and focus on the core mechanism, this study mainly examine the context of catering services. Different industries—such as hotels, e-commerce products, and digital content—may have differences in service attributes and consumer involvement. The generalizability of the impact mechanism of review sequence in these contexts needs further verification.

Finally, this study confirms that the "review-first" sequence can promote more rational and concentrated ratings by increasing cognitive effort. However, requiring users to write reviews first may raise the evaluation threshold, leading to a decline in the overall evaluation rate—a trade-off that platforms need to consider. Future research can further explore how to optimize the interface design of the "review-first" sequence. For example, through guiding questions, templates, or incentive mechanisms, it is possible to improve the quality of ratings while minimizing the potential negative impact on user participation, thereby providing more actionable solutions for platform design.

In summary, future research can continue to deepen in directions such as improving the external validity of studies, expanding application scenarios, incorporating individual difference variables, and optimizing interface design practices. This will further enrich and deepen our understanding of how review sequence shapes online feedback behavior.

## References

- [1] Chen Xue, Wuxu Tian, and Xiaotao Zhao. The literature review of platform economy. *Scientific Programming*, 2020(1):8877128, 2020.
- [2] United Nations Conference on Trade and Development. Digital economy report 2024: Shaping an environmentally sustainable and inclusive digital future— overview. Technical Report UNCTAD/DER/2024 (Overview), United Nations Conference on Trade and Development (UNCTAD), Geneva, Switzerland, 2024. Accessed: 2025-11-23.
- [3] Robert B Cialdini et al. *Influence: Science and practice*, volume 4. Pearson education Boston, 2009.
- [4] Amos Tversky and Daniel Kahneman. Judgment under uncertainty: Heuristics and biases: Biases in judgments reveal some heuristics of thinking under uncertainty. *science*, 185(4157):1124–1131, 1974.
- [5] Frank M Bass. A new product growth for model consumer durables. *Management science*, 15(5):215–227, 1969.
- [6] Patrali Chatterjee. Online reviews: do consumers use them? 2001.
- [7] Wenjing Duan, Bin Gu, and Andrew B Whinston. Do online reviews matter?—an empirical investigation of panel data. *Decision support systems*, 45(4):1007–1016, 2008.
- [8] Shiyang Gong, Xia Liu, Yang Liu, and Ping Zhao. Does online word-of-mouth determine product fate? an empirical analysis of online book reviews. *Nankai Management Review (in Chinese)*, (4):118–128, 2012.
- [9] Judith A Chevalier and Dina Mayzlin. The effect of word of mouth on sales: Online book reviews. *Journal of marketing research*, 43(3):345–354, 2006.
- [10] Susan M Mudambi and David Schuff. Research note: What makes a helpful online review? a study of customer reviews on amazon. com. *MIS quarterly*, pages 185–200, 2010.
- [11] Nan Hu, Paul A Pavlou, and Jie Jennifer Zhang. Why do online product reviews have a j-shaped distribution? overcoming biases in online word-of-mouth communication. *Communications of the ACM*, 52(10):144–147, 2009.
- [12] Nan Hu, Jie Zhang, and Paul A Pavlou. Overcoming the j-shaped distribution of product reviews. *Communications of the ACM*, 52(10):144–147, 2009.
- [13] Yujie Li, Chenglin Liao, and Hui Yu. Bias and correction of the inverted “l” distribution in online product reviews. *Statistical Research (Tongji Yanjiu) (in Chinese)*, 30(4):46–51, 2013.
- [14] Seigyoung Auh, Linda Court Salisbury, and Michael D Johnson. Order effects in customer satisfaction modelling. *Journal of Marketing Management*, 19(3-4):379–400, 2003.
- [15] Ádám Stefkovics and Zoltán Kmetty. A comparison of question order effects on item-by-item and grid formats: visual layout matters. *Measurement Instruments for the Social Sciences*, 4(1):8, 2022.

- [16] B. Duffek, O. Merlo, W. Hoyer, and Andreas B. Eisingerich. Review then rate or rate then review? exploring the role of review sequence in shaping consumer satisfaction. Extended Program, Association for Consumer Research (ACR) Conference, 2024. Extended abstract, not formally published.
- [17] Ellen C Garbarino and Julie A Edell. Cognitive effort, affect, and choice. *Journal of consumer research*, 24(2):147–158, 1997.
- [18] Louise David, Felicitas Biwer, Martine Baars, Lisette Wijnia, Fred Paas, and Anique De Bruin. The relation between perceived mental effort, monitoring judgments, and learning outcomes: A meta-analysis. *Educational Psychology Review*, 36(3):66, 2024.
- [19] Melissa L Finucane, Ali Alhakami, Paul Slovic, and Stephen M Johnson. The affect heuristic in judgments of risks and benefits. *Journal of behavioral decision making*, 13(1):1–17, 2000.
- [20] Jesse King and Paul Slovic. The affect heuristic in early judgments of product innovations. *Journal of Consumer Behaviour*, 13(6):411–428, 2014.
- [21] Faizan Ali, Muslim Amin, and Cihan Cobanoglu. An integrated model of service experience, emotions, satisfaction, and price acceptance: an empirical analysis in the chinese hospitality industry. *Journal of Hospitality Marketing & Management*, 25(4):449–475, 2016.
- [22] Gavriel Meirovich and Nisreen Bahnan. Relationship between the components of product/service quality and the customers’ emotions and satisfaction. 2008.
- [23] Taeshik Gong, JungKun Park, and Hyowon Hyun. Customer response toward employees’ emotional labor in service industry settings. *Journal of Retailing and Consumer Services*, 52:101899, 2020.
- [24] Magnus Söderlund and Sara Rosengren. Dismantling" positive affect" and its effects on customer satisfaction: an empirical examination of customer joy in a service encounter. *Journal of Consumer Satisfaction, Dissatisfaction and Complaining Behavior*, 17:27–41, 2004.
- [25] Jing Li, Bonnie F Canziani, and Carla Barbieri. Emotional labor in hospitality: Positive affective displays in service encounters. *Tourism and hospitality research*, 18(2):242–253, 2018.
- [26] Stephan Olk, Jörg Lindenmeier, Dieter K Tscheulin, and Adnan Zogaj. Emotional labor in a non-isolated service encounter-the impact of customer observation on perceived authenticity and perceived fairness. *Journal of Retailing and Consumer Services*, 58:102316, 2021.
- [27] Ho-Taek Yi, MinKyung Lee, and Kyungdo Park. Service orientation and customer performance: Triad perspectives of sales managers, sales employees, and customers. *Behavioral Sciences*, 12(10):373, 2022.
- [28] Daniel M Oppenheimer, Tom Meyvis, and Nicolas Davidenko. Instructional manipulation checks: Detecting satisficing to increase statistical power. *Journal of experimental social psychology*, 45(4):867–872, 2009.

- [29] Baba Shiv and Alexander Fedorikhin. Heart and mind in conflict: The interplay of affect and cognition in consumer decision making. *Journal of consumer Research*, 26(3):278–292, 1999.
- [30] Fred GWC Paas. Training strategies for attaining transfer of problem-solving skill in statistics: a cognitive-load approach. *Journal of educational psychology*, 84(4):429, 1992.
- [31] Andrew F Hayes. Process: A versatile computational tool for observed variable mediation, moderation, and conditional process modeling, 2012.
- [32] Kristopher J Preacher and Andrew F Hayes. Spss and sas procedures for estimating indirect effects in simple mediation models. *Behavior research methods, instruments, & computers*, 36(4):717–731, 2004.
- [33] David Godes, Dina Mayzlin, Yubo Chen, Sanjiv Das, Chrysanthos Dellarocas, Bruce Pfeiffer, Barak Libai, Subrata Sen, Mengze Shi, and Peeter Verleghe. The firm’s management of social interactions. *Marketing letters*, 16(3):415–428, 2005.
- [34] Leif Brandes, David Godes, and Dina Mayzlin. Extremity bias in online reviews: The role of attrition. *Journal of Marketing Research*, 59(4):675–695, 2022.