

Reasoning by Commented Code for Table Question Answering

Seho Pyo¹ Jiheon Seok¹ Jaejin Lee^{1,2}

Abstract

Table Question Answering (TableQA) poses a significant challenge for large language models (LLMs) because conventional linearization of tables often disrupts the two-dimensional relationships intrinsic to structured data. Existing methods, which depend on end-to-end answer generation or single-line program queries, typically exhibit limited numerical accuracy and reduced interpretability. This work introduces a commented, step-by-step code-generation framework that incorporates explicit reasoning into the Python program-generation process. The approach decomposes TableQA reasoning into multi-line executable programs with concise natural language comments, thereby promoting clearer reasoning and increasing the likelihood of generating correct code. On the WikiTableQuestions benchmark, the proposed method achieves 70.9% accuracy using Qwen2.5-Coder-7B-Instruct, surpassing the Repanda baseline (67.6%). Integrating the proposed framework with a robust end-to-end TableQA model via a lightweight answer-selection mechanism yields further improvements. This combined approach achieves up to 84.3% accuracy on the WikiTableQuestions benchmark.

1. Introduction

Large language models (LLMs) have demonstrated significant capabilities in natural language understanding and reasoning across diverse tasks, including question answering, logical inference, and code generation (Brown et al., 2020; Wei et al., 2022; OpenAI, 2023; Gao et al., 2023; Liu et al., 2024b; Zhou & Kumar, 2025). Nevertheless, the core mechanism of LLMs, namely autoregressive next-token prediction, presents fundamental challenges for reasoning over structured data such as tables (Xu et al., 2023; Guo et al.,

2023; Zhang et al., 2024). Because tables encode information in a two-dimensional format that does not correspond to the linear token processing of LLMs, effective table reasoning remains difficult (Herzig et al., 2020; Chen et al., 2020; Liu et al., 2023b).

Despite these challenges, the capacity of large language models (LLMs) to reason over tabular data is of considerable practical significance. Tabular data is prevalent in real-world contexts, including financial reports, scientific datasets, business analytics, and operational logs (Pasupat & Liang, 2015; Herzig et al., 2020). As a result, Table Question Answering (TableQA) research has investigated text-to-SQL, end-to-end methods, and program-based methods, each of which exhibits limitations when applied to complex, noisy tables (Liu et al., 2024a; Patel et al., 2024; Patnaik et al., 2024).

Text-to-SQL models convert natural language questions into SQL queries, facilitating precise numerical computation (Zhong et al., 2017; Yu et al., 2018). These models generally assume homogeneous datatypes within columns, an assumption frequently violated in real-world tables where numeric values are often mixed with symbols, annotations, or inconsistent formatting. End-to-end TableQA models generate answers through autoregressive reasoning; however, they face scalability challenges as table size increases and are susceptible to context-related issues such as the lost-in-the-middle phenomenon, where performance declines when relevant information appears in the middle of a lengthy context (Liu et al., 2023a; Kim et al., 2025). Additionally, these models cannot guarantee numerical exactness because arithmetic operations are implicitly simulated through token generation. Program-based approaches using Python or Pandas provide greater numerical reliability, but previous work often compresses computations into a single expression or omits explicit reasoning steps, thereby reducing interpretability and hindering error analysis (Liu et al., 2024a;b).

This paper introduces a code-based, commented reasoning framework for TableQA that grounds the reasoning process directly in executable Pandas code. Rather than relying on free-form natural-language explanations or implicit program traces, the proposed approach requires the model to generate a multi-line Python function in which each major Pandas dataframe operation is explicitly preceded by a structured

¹ Department of Data Science, Seoul National University, Seoul, Republic of Korea ² Department of Computer Science and Engineering, Seoul National University, Seoul, Republic of Korea . Correspondence to: Seho Pyo <hori14@snu.ac.kr>, Jiheon Seok <jh980120@snu.ac.kr>, Jaejin Lee <jaejin@snu.ac.kr>.

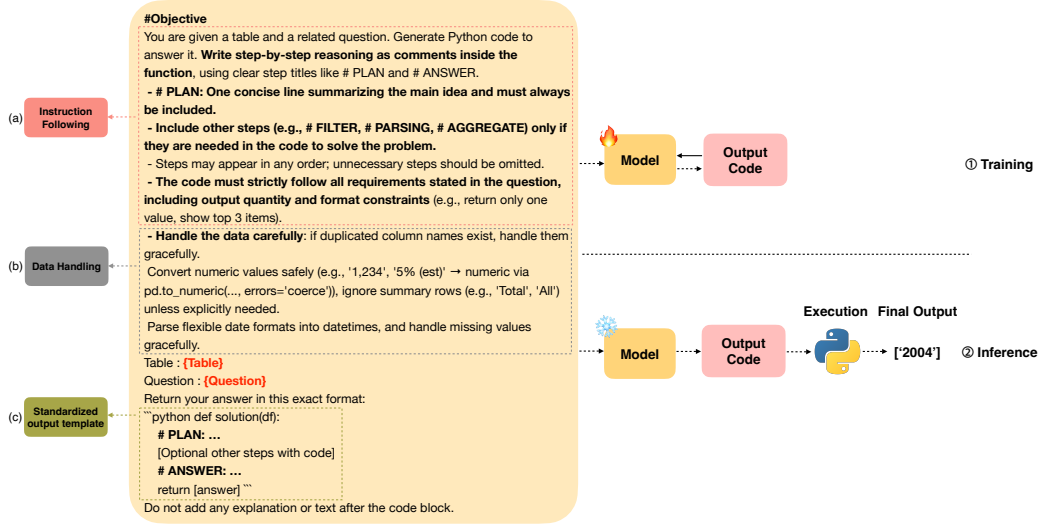


Figure 1. Overview of the proposed framework.

reasoning comment (Chen & Yao, 2024; Wang et al., 2024a). A required high-level planning step, indicated by “# PLAN,” outlines the overall strategy, and subsequent comments align step-wise reasoning with specific Pandas operations. This design maintains the numerical reliability and scalability of code execution while enhancing the transparency and interpretability of the reasoning process.

Figure 1 demonstrates that both training and inference use a unified program-generation pipeline (Zhou & Li, 2025; Park et al., 2024). When provided with a table and a natural-language question, the model generates a single Python function that integrates high-level planning, stepwise reasoning, and executable Pandas operations. During inference, this program is executed on the relevant Pandas dataframe to yield the final answer. The same execution-based process is applied during training to construct and validate supervision data based on the comment generated by the LLM (e.g., # PLAN, # PARSING, and # AGGREGATE).

The proposed approach is evaluated on the WikiTableQuestions benchmark (Pasupat & Liang, 2015), with particular attention to scenarios that demand reliable numerical computation and robust processing of noisy tabular data. The framework undergoes execution-based evaluation and can be integrated with advanced end-to-end TableQA models through an answer selection module, thereby leveraging complementary strengths without altering the underlying models (Lee et al., 2024; Lin et al., 2024; Liu et al., 2024c).

The contributions of this paper are summarized as follows:

- We introduce a commented reasoning framework that aligns step-wise table reasoning with executable Pan-

das code, thereby enabling interpretable and reliable TableQA.

- We design a structured instruction format to enforce explicit planning, instruction following, and robust data handling within a single-pass program-generation setting.
- We demonstrate that grounding reasoning in executable code improves numerical reliability and scalability on realistic tables, and can be effectively combined with end-to-end TableQA models.

2. Related Work

2.1. Text-to-SQL

Text-to-SQL approaches translate natural language questions into executable SQL queries (Zhong et al., 2017; Yu et al., 2018). Although these methods are capable of performing numerical operations, they typically assume that each column contains homogeneous data types. In practice, real-world datasets such as WikiTQ (Pasupat & Liang, 2015) often include tables with noisy or mixed data, including numeric values surrounded by parentheses, annotations, or symbols. Under these circumstances, conventional text-to-SQL systems often treat entire columns as strings, hindering reliable numerical computation and limiting their effectiveness when applied to heterogeneous or unstructured tables (Gupta et al., 2024; Wang et al., 2024b).

Recent approaches, such as Tabsqlify (Zhu et al., 2024), address this issue by first generating SQL queries to construct a relevant sub-table, followed by applying a downstream

reasoning model to answer questions over the reduced table. Nevertheless, the intermediate SQL generation step continues to rely on the core assumptions of text-to-SQL, including the necessity for consistent column datatypes to accurately filter, aggregate, or compare values. Consequently, the sub-table construction process remains vulnerable when applied to noisy real-world tables.

In contrast, the proposed framework directly generates Pandas code with explicit reasoning comments, enabling robust numerical operations even when mixed or noisy data types are present. By grounding reasoning in executable code rather than assuming clean tabular schemas, this method can naturally address the variability and irregularities commonly observed in real-world table data.

2.2. Code-based Table Question Answering

Previous approaches (Wang et al., 2024d; Zhang et al., 2025; Wang et al., 2024c) have investigated table reasoning using executable codes. For instance, Chain of Table (Wang et al., 2024d) frames reasoning as a sequence of discrete table operations. At each step, the model selects an operation and its arguments, applies the operation to generate an intermediate sub-table, and continues until an end condition is met. The resulting sub-table and the question are subsequently provided to a language model to generate the answer. Although this method offers an explicit, interpretable reasoning process, it requires multiple rounds of inference and table transformations, resulting in significant token and computational overhead (Liu et al., 2024a).

Repanda (Zhang et al., 2025) offers a more token-efficient approach by directly generating a Pandas query from a given table and question. This method is grounded in the principle of explicit reasoning via executable programs, with the generated Pandas expression serving as an implicit reasoning trace. By condensing the reasoning process into a single Pandas expression, Repanda demonstrates high efficiency in both generation and execution. However, due to its output design, Repanda restricts the model to generating a single-line pandas query without comments, explanations, or multi-line formatting. Consequently, although the approach seeks to incorporate structural reasoning, the output reveals only the final dataframe operation rather than a stepwise decomposition of the reasoning process (Liu et al., 2024b). Intermediate decisions, such as filtering, parsing, or aggregation, are not explicitly represented, limiting interpretability and hindering comprehensive error analysis (Singh et al., 2025).

Planner-based approaches, such as TabLaP (Wang et al., 2024c), use large language models to initially generate natural-language reasoning or answers, followed by a separate Python program that reproduces or verifies the predicted result. Although this design incorporates executable components, the generated code is only loosely integrated with

the reasoning process and primarily serves as a post hoc verification mechanism rather than an explicit reasoning scaffold.

The proposed approach offers an intermediate solution between existing Python-based paradigms that prioritize either iterative, multi-step execution or compact, yet implicit, program generation. It also addresses the weak integration between reasoning and execution observed in planner-based frameworks. Similar to Repanda, this method produces a single executable program in one inference pass, thereby maintaining high token efficiency. However, unlike both Repanda and planner-style methods, it explicitly decomposes table reasoning into multiple, sequential dataframe operations within a multi-line Python function. This design makes reasoning an explicit part of the Python code-generation process. Each primary operation is introduced by a corresponding reasoning comment (e.g., `# PLAN`, `# FILTER`, `# AGGREGATE`), thereby making the reasoning process explicit and closely aligned with execution. By enforcing step-wise decomposition without iterative inference, our framework retains the efficiency of single-pass program generation while offering the transparency and interpretability characteristic of multi-step reasoning approaches. This structure facilitates reliable debugging and inspection of intermediate decisions in complex table reasoning scenarios.

2.3. End-to-end Table Question Answering

End-to-end TableQA methods generate answers from a table and a question using autoregressive generation, eliminating the need for explicit program execution. Recent reasoning-centric models, such as Table-R1 (Wang et al., 2025), demonstrate strong performance on benchmarks including WikiTQ. However, these models retain the fundamental limitations of large language models. As table size increases, end-to-end TableQA models become susceptible to context-related issues, such as the lost-in-the-middle phenomenon, which complicates the retrieval of reliable evidence from large tables (Liu et al., 2023a; Kim et al., 2025). Furthermore, these models perform numerical operations via token generation rather than explicit computation, which fails to ensure accuracy in aggregation or arithmetic reasoning (Nan et al., 2021).

In contrast, the proposed framework grounds reasoning in executable pandas code, ensuring that numerical operations are performed deterministically on structured Pandas dataframes. Delegating computation to a symbolic execution engine mitigates the scalability and numerical reliability challenges associated with purely generative reasoning (Chen & Yao, 2024; Wang et al., 2024a). Additionally, explicit step-wise reasoning is maintained through commented code, which supports both interpretability and robust execution on larger or noisier tables.

3. Methods

This paper introduces Table QA as a step-by-step process enabling a large language model (LLM) to generate programs. When provided with an instruction, a table, and a question, the model applies intermediate reasoning to produce an executable Python function. The method decomposes table operations into a sequence of explicit Pandas dataframe steps, each annotated with a concise reasoning comment, as illustrated in Figure 1.

Previous approaches to table question answering have typically treated end-to-end methods and program-based methods as distinct paradigms. End-to-end models generate expressive reasoning traces that are not directly executable, while program-based methods often yield executable code with reasoning that is implicit or external to the program.

Effective table reasoning requires closer integration between reasoning and execution, particularly during program generation. Instead of appending reasoning to code as a post hoc explanation or using code solely for verification, this approach restructures code generation to explicitly decompose programs into step-by-step operations, each paired with a concise reasoning comment.

This design embeds reasoning directly into the structure of the executable program, aligning natural-language explanations with symbolic dataframe operations. Consequently, reasoning becomes an integral component of the program representation, supporting both robust execution and interpretable intermediate structure.

Formally, given a table T and a question q , the model generates a commented program

$$p = \{(c_1, o_1), \dots, (c_K, o_K)\},$$

where each pair (c_i, o_i) consists of a natural language reasoning comment c_i and an executable Pandas dataframe operation o_i . The program is executed sequentially on the input table to produce the final answer.

3.1. Instruction Design

To enable models to generate executable and interpretable programs for table reasoning, we have developed a structured instruction format that explicitly aligns reasoning steps with code generation in Pandas. Rather than supervising reasoning and code generation as separate processes, our instructions require a unified output. Consequently, high-level planning, intermediate reasoning, and specific dataframe operations are integrated within a single Python function.

As illustrated at point (c) in Figure 1, all outputs adhere to a standardized template: the function accepts a Pandas DataFrame as input and returns the final answer encapsulated in a list. Standardizing the output structure, rather

than individual operations, minimizes variability unrelated to execution, aligns generation with code-centric pretraining data, and facilitates reliable execution-based evaluation.

Point (a) in Figure 1 demonstrates the commented reasoning structure employed in this approach, in which stepwise reasoning and question-specific constraints are articulated as structured comments closely integrated with executable Pandas operations. Each solution is required to begin with a mandatory one-line planning comment (e.g., `# PLAN`, `# FILTER`, `# PARSING`, `# AGGREGATE`) that succinctly summarizes the overall strategy for addressing the table question. The ellipsis at point (c) following `# PLAN`: serves as a placeholder, indicating that the model must explicitly generate a planning statement rather than omitting or generalizing this step.

Subsequent reasoning steps are included only when necessary and are presented as concise, operation-level comments (e.g., `# FILTER`, `# PARSING`, `# AGGREGATE`) that directly precede the corresponding DataFrame transformations. In addition to these reasoning steps, question-specific constraints, such as output quantity, ordering, and formatting, are encoded as explicit instruction-following requirements within the same commented structure. Treating these constraints as strict conditions within the generated program encourages the model to satisfy them directly in code, rather than relying on post hoc formatting. This approach reduces common failure cases in which computations are correct, but outputs do not meet the question specification.

As illustrated at point (b) in Figure 1, the instructions incorporate conventions for robust table execution that address common sources of noise, including mixed data types, numeric values stored as strings, and inconsistent date formats. The model is guided to apply safe parsing (e.g., `pd.to_numeric(..., errors='coerce')`), handle missing values, and exclude summary rows unless explicitly required. These constraints encourage programs to operate on properly typed DataFrame representations rather than raw strings, thereby enhancing robustness to real-world table noise.

3.2. Constructing Training Data

Training data are constructed from the WikiTableQuestions (WikiTQ) (Pasupat & Liang, 2015) training and validation splits, which provide table-question-answer triples without intermediate reasoning or executable programs. To obtain commented Pandas-based solutions, Python functions are generated using Qwen2.5-Coder-32B-Instruct, with a mandatory high-level planning step (`# PLAN`) and, when necessary, optional step-wise reasoning comments. The prompting protocol explicitly enforces question constraints and robustly manages heterogeneous or noisy table entries.

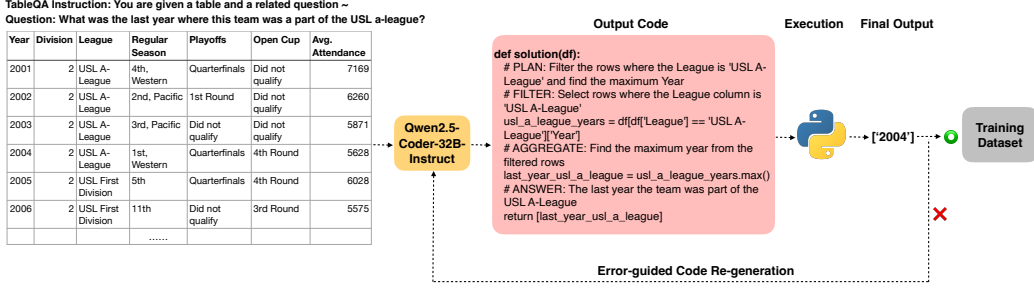


Figure 2. Overview of dataset generation.

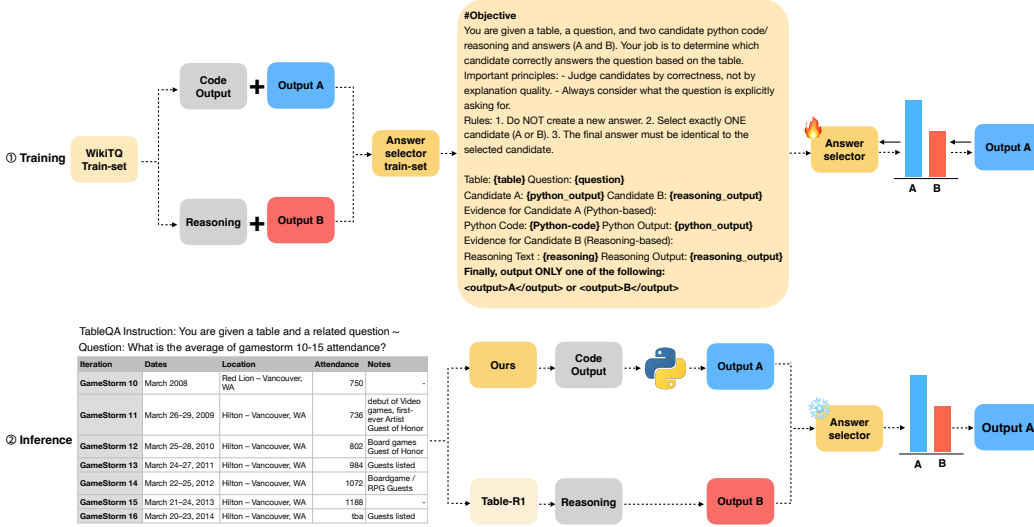


Figure 3. Overview of the answer selector

Figure 2 illustrates the overall dataset generation pipeline. For each table-question pair, the model first produces a commented program in a single pass. As this initial generation may result in incorrect or incomplete solutions, the pipeline incorporates a lightweight error-guided refinement procedure. When a failure is detected, the model is provided with the original table and question, the incorrectly generated code, its execution output, and the corresponding golden answer, and is prompted to generate a revised solution in the same commented format. To prevent trivial memorization, solutions that merely replicate the golden answer are excluded, and the resulting refined programs are used for supervised fine-tuning.

3.3. Answer Selector

Figure 3 illustrates the overall structure of the proposed answer selection mechanism, which integrates code-based execution with the end-to-end TableQA model Table-R1 (Wang et al., 2025). As shown in the figure, two candidate answers are generated for each table-question pair: one obtained by

executing the Pandas program produced by the proposed method, and the other generated by Table-R1 using natural language reasoning. Motivated by the complementary strengths of these two approaches, a lightweight selector is trained to choose the final answer based solely on the input table and question. To construct training data for the selector, both methods are applied to the WikiTQ training split, and only examples in which at least one of the two predictions matches the golden answer are retained, while cases where both methods fail are discarded.

4. Experiments

4.1. Datasets

The framework is evaluated on the WikiTableQuestions (WikiTQ) benchmark (Pasupat & Liang, 2015), which is well aligned with the proposed code-based reasoning approach. Datasets featuring free-form answers, such as Fe-TaQA (Nan et al., 2021), are not suitable because mapping arbitrary text to executable code presents challenges that

extend beyond table reasoning.

4.2. Experimental Setup

The proposed approach is evaluated on the WikiTQ test split. Tables are serialized for model input, and execution is conducted on a separately instantiated DataFrame that mirrors the original table. To ensure stable execution, lightweight, rule-based normalization is applied, such as removing thousands separators, normalizing special characters, and standardizing column names. This process preserves semantics while improving numeric parsing. For code generation, a diverse set of instruction-tuned and code-specialized models is evaluated, including Llama-3.1-8B-Instruct (Dubey et al., 2024), Qwen2.5-7B-Instruct, Qwen2.5-Coder-7B/14B/32B-Instruct (Team, 2024), DeepSeek-Coder-7B-Instruct (Guo et al., 2024), and Mistral-7B-Instruct (Jiang et al., 2023), to assess the robustness of the our framework across model families and scales. For answer selection, lightweight models from the Qwen3 series (Team, 2025) are primarily adopted, reflecting a practical scenario in which a small selector is paired with a more powerful code generator. Llama-3.1-8B-Instruct is also included to examine cross-family generalization.

4.3. Inference and Evaluation Metrics

During inference, each model generates executable Python code, which is then executed to obtain a final answer. Both Exact Match (EM) and Fuzzy Match (FM) metrics are reported, with FM serving as the primary evaluation metric unless otherwise specified. They are defined as follows:

$$\text{EM}(q, T) = \mathbb{I}(f(T, q) = a) \quad (1)$$

$$\text{FM}(q, T) = \mathbb{I}(\text{match}(f(T, q), a) = 1) \quad (2)$$

where q denotes the question, T the table, a the golden answer, $f(q, T)$ the model prediction obtained via code execution, and $\mathbb{I}(\cdot)$ the indicator function.

The WikiTQ dataset is crowdsourced from Wikipedia tables, resulting in golden answers with non-uniform surface forms. This variability includes differences in name qualifiers and benign formatting mismatches introduced by execution-based parsing, such as date normalization. Consequently, EM may incorrectly penalize semantically correct predictions. For completeness, EM results for all models are provided in Appendix C. FM accounts for minor surface-form variations while preserving semantic equivalence, providing a more faithful evaluation of reasoning correctness. We therefore adopt FM as the primary metric.

4.4. Results of the Proposed method

Table 1 presents the performance of the proposed framework across instruction-tuned models on the original WikiTQ test

Model	Accuracy (%)
Llama-3.1-8B-Instruct	69.3
Qwen2.5-7B-Instruct	69.3
Qwen2.5-Coder-7B-Instruct	70.9
DeepSeek-Coder-7B-Instruct-v1.5	68.0
Mistral-7B-Instruct	66.9
Qwen2.5-Coder-14B-Instruct	72.1
Qwen2.5-Coder-32B-Instruct (qLoRA)	71.2

Table 1. Performance of the proposed framework on the WikiTQ test set, evaluated using the FM accuracy.

set, without correcting known annotation errors. Including proposed method results in substantial performance improvements, even at the 7B parameter scale. For example, Qwen2.5-Coder-7B-Instruct achieves 70.9% Fuzzy Match accuracy, indicating that embedding reasoning comments into Pandas-based code generation enhances table reasoning, yielding compact, code-oriented models, and surpassing prior program-based approaches at comparable scales. These improvements are maintained as model capacity increases. Qwen2.5-Coder-14B-Instruct achieves the highest overall performance, suggesting that the proposed framework scales effectively with model size.

4.5. Comparison with Prior Methods

Table 2 compares the proposed approach with representative prior TableQA methods on the WikiTQ benchmark, many of which rely on large, proprietary models such as GPT-3.5-Turbo. Despite relying on substantially smaller open-source models, the proposed comment reasoning method demonstrates competitive performance. Notably, Qwen2.5-Coder-7B-Instruct surpasses Repanda, the strongest prior program-based approach at a comparable scale. This improvement is attributed to the explicit decomposition of DataFrame operations into ordered, multi-line code with embedded reasoning, which stabilizes filtering, parsing, and aggregation decisions during execution.

Reasoning-centric models such as Table-R1 achieve strong results by directly reasoning over tables, but rely on implicit numerical reasoning through token generation, which can be fragile for aggregation-heavy queries. The code-based approach presented here is therefore complementary, as it provides deterministic numerical execution and improved interpretability.

Overall, while proprietary-model-based systems continue to lead in absolute accuracy, the results indicate that structured, code-grounded reasoning substantially narrows the performance gap in the small-model regime, offering a practical alternative for real-world TableQA.

Method	Base Model	Accuracy (%)
Table-R1 (Wang et al., 2025)	Llama-3.1-8B-Instruct	81.7
TabLaP (Wang et al., 2024a)	GPT-3.5-Turbo	76.6
SynTQA (GPT) (Zhang et al., 2024)	GPT-3.5-Turbo	74.4
Mix-SC (Liu et al., 2023)	GPT-3.5-Turbo	73.6
SynTQA (RF) (Zhang et al., 2024)	GPT-3.5-Turbo	71.6
CABINET (Patnaik et al., 2024)	Hybrid pipeline (no fixed LLM)	69.1
Repanda (Chegini et al., 2025)	DeepSeek-Coder-7B-Instruct-v1.5	67.6
Chain-of-Table (Wang et al., 2024b)	GPT-3.5-Turbo	67.3
Tab-PoT (Xiao et al., 2024)	GPT-3.5-Turbo	66.8
Proposed method	Qwen2.5-Coder-14B-Instruct	72.1
Proposed method	Qwen2.5-Coder-7B-Instruct	70.9
+ Answer Selector with Table-R1	+ Qwen3-4B-Instruct-2507	84.3

Table 2. Comparison with prior TableQA methods on the WikiTQ test set. All results are reported using Fuzzy Match accuracy, following standard evaluation practice in the literature.

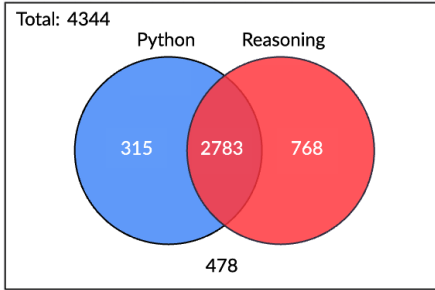


Figure 4. Performance breakdown of the proposed Python-based TableQA reasoning model and end-to-end TableQA reasoning model, Table-R1.

Question: What is the average of gamestorm 10-15 attendance?

Iteration	Dates	Location	Attendance	Notes
GameStorm 10	March 2008	Red Lion – Vancouver, WA	750	-
GameStorm 11	March 26–29, 2009	Hilton – Vancouver, WA	736	debut of Video games, first-ever Artist Guest of Honor
GameStorm 12	March 25–28, 2010	Hilton – Vancouver, WA	802	Board games Guest of Honor
GameStorm 13	March 24–27, 2011	Hilton – Vancouver, WA	984	Guests listed
GameStorm 14	March 22–25, 2012	Hilton – Vancouver, WA	1072	Boardgame / RPG Guests
GameStorm 15	March 21–24, 2013	Hilton – Vancouver, WA	1188	-
GameStorm 16	March 20–23, 2014	Hilton – Vancouver, WA	tba	Guests listed

Figure 5. Testset 2521

4.6. Code-Based Commented Reasoning vs. Table-R1

Figure 4 presents a comparison of prediction outcomes on the WikiTQ test set between the proposed Python-based approach and Table-R1. Both models correctly answer 2,783 questions; however, 315 questions are solved exclusively by the proposed approach, and 768 are addressed only by Table-R1.

Focusing on cases where the proposed Python-based approach succeeds, but Table-R1 fails, we observe recurring error patterns, most notably numerical operation failures. As shown in Figure 5, the end-to-end model fails to correctly aggregate numeric values despite all required information

Method	Output
Table-R1 (End-to-end TableQA)	918.67
Proposed method (Code-based Reasoning)	922
Golden Answer	922

Table 3. Comparison of model outputs on a numerical averaging question. Table-R1 fails to correctly divide value, while the proposed execution-based approach produces the exactly correct answer.

Answer Selector Model	Accuracy
Llama-3.1-8B-Instruct	83.9
Qwen3-8B	84.2
Qwen3-4B-Instruct-2507	84.3
Qwen3-1.7B	84.1
Qwen3-0.6B	83.6

Table 4. Final system accuracy after answer selection, combining the proposed code-based reasoning model and Table-R1 using selector models of varying sizes.

being present, whereas the proposed approach performs deterministic DataFrame operations and produces the exactly correct answer (Table 3).

In addition to numerical errors, Table-R1 exhibits failures resulting from empty cells and reasoning instability, where correct intermediate interpretations are not maintained. Additional examples are presented in Appendix A. These patterns reveal structural limitations inherent in reasoning-centric approaches and underscore the need for complementary integration with program-based execution.

4.7. Effect of the Answer Selector

Due to complementary failure patterns observed in the proposed code-based execution and Table-R1, the two approaches are integrated via a lightweight answer selection module as described in Section 3.3. Table 4 presents the final accuracy achieved by selecting between executable code outputs and end-to-end predictions.

Model	Original	Corrected
Llama-3.1-8B-Instruct	69.3	70.2
Qwen2.5-Coder-7B-Instruct	70.9	71.9
Qwen2.5-7B-Instruct	69.3	70.2
DeepSeek-Coder-7B-Instruct	68.0	69.2
Mistral-7B-Instruct	66.9	67.8
Qwen2.5-Coder-14B-Instruct	72.1	73.0
Repanda	67.6	-
Table-R1	81.7	82.7
Proposed method + Table-R1	84.3	85.3

Table 5. A performance comparison was conducted using original and corrected annotations on the WikiTQ test set, measured by Fuzzy Match accuracy. The answer selector result represents a system-level combination of the proposed code-based TableQA model and the end-to-end TableQA model, Table-R1. Results for Repanda are reported from the original publication, since the model and training data are not publicly accessible.

Answer selection consistently outperforms each individual approach. Integrating the commented code-based model with Table-R1 results in substantial improvements, even when using a compact selector model. For example, Qwen3-4B-Instruct-2507 achieves 84.3% accuracy, and smaller selectors such as Qwen3-1.7B demonstrate comparable performance.

The selector is not an oracle. In 2.03% of cases, correct code-based answers are overridden by incorrect Table-R1 predictions, and the reverse occurs in 1.20% of cases. These errors indicate that answer selection remains a bottleneck and suggest that confidence- or uncertainty-aware selection could further improve robustness.

Collectively, these results indicate that the answer selector serves as a straightforward yet effective mechanism for integrating code-based TableQA reasoning into an end-to-end TableQA model, yielding a more robust TableQA reasoning system than either method alone.

4.8. Annotation Errors in the WikiTQ Test Set

Instances were observed in which both the proposed code-based TableQA model and the end-to-end TableQA model Table-R1 generated identical predictions that did not align with the golden answers, indicating potential annotation errors in the WikiTQ test set rather than model shortcomings.

To quantify the impact of this noise, a subset of test instances with clear and unambiguous annotation errors was manually identified, and model performance was re-evaluated using corrected answers. As shown in Table 5, all models demonstrate consistent performance improvements following correction, indicating that dataset noise represents a significant source of residual errors. For fairness and comparability with previous studies, all main results are reported using the original WikiTQ annotations. Specific examples of annotation errors are presented in Appendix B.

5. Conclusion

This paper introduces a commented reasoning framework for TableQA that bridges the gap between end-to-end generation and executable programming. By decomposing complex table reasoning into explicit, multi-line Pandas operations paired with structured natural language comments (such as # PLAN, # FILTER, and # AGGREGATE), the proposed system achieves both high reliability and human interpretability. In contrast to previous program-aided methods that rely on opaque, single-line queries, this approach grounds each step of the reasoning process in a deterministic symbolic execution engine, thereby ensuring numerical exactness and robustness to noise in real-world tabular data.

Experimental results on the WikiTQ benchmark demonstrate that the proposed framework consistently improves performance across various instruction-tuned and code-specialized models. Notably, the method using Qwen2.5-Coder-7B-Instruct achieves an accuracy of 70.9%, significantly outperforming the state-of-the-art code-based model, Repanda. Furthermore, code-based TableQA reasoning and end-to-end TableQA reasoning exhibit complementary error patterns. Integrating the proposed code-based method with the state-of-the-art end-to-end TableQA reasoning model, Table-R1, through a lightweight answer selector yields a state-of-the-art accuracy of 84.3%.

Grounding table reasoning in step-wise, commented code provides a scalable foundation for addressing intensive numerical tasks and unstructured table formats. This approach narrows the performance gap for smaller, open-source models and offers a transparent, verifiable mechanism for TableQA in practical, real-world applications.

6. Limitations

One limitation of our work is that the proposed approach is evaluated primarily on WikiTQ, a benchmark well suited for executable, python-based table reasoning. This choice reflects our focus on TableQA settings where explicit program execution can provide clear advantages, such as non-trivial numerical operations and multi-step data transformations. In contrast, for very small tables or questions requiring minimal computation, end-to-end reasoning models are often sufficient and may even be preferable. As a result, our evaluation does not fully characterize the behavior of the proposed method across all TableQA regimes. Exploring how code-based reasoning interacts with table size and task complexity remains an interesting direction for future work.

Impact Statement

This work contributes to the field of machine learning by improving the reliability and interpretability of table ques-

tion answering systems through explicit, executable reasoning. More accurate and transparent table reasoning models may benefit real-world applications that rely on numerical decision-making over structured data, such as data analysis, report generation, and information access.

At the same time, like other machine learning systems, models developed using this approach may inherit biases or errors present in underlying data or annotations. However, by making intermediate reasoning steps explicit and executable, our framework may facilitate error analysis and model auditing, which can help mitigate such risks. Overall, we do not foresee significant adverse societal impacts specific to this work.

References

- Brown, T. B., Mann, B., Ryder, N., Subbiah, M., Kaplan, J., Dhariwal, P., Neelakantan, A., Shyam, P., Sastry, G., Askell, A., et al. Language models are few-shot learners. *Advances in Neural Information Processing Systems*, 33: 1877–1901, 2020.
- Chen, W., Wang, Y., Liu, H., Jiang, X., Wang, Z., Fang, Z., Tang, J., Wang, W., and Wang, W. Y. Open question answering over tables and text. In *International Conference on Learning Representations*, 2020.
- Chen, X. and Yao, S. Tool-augmented language models for decision-making. *arXiv preprint arXiv:2402.07890*, 2024.
- Dubey, A. et al. The llama 3 herd of models. *arXiv preprint arXiv:2407.21783*, 2024.
- Gao, L., Li, Y., Yang, P., Zhou, D., Kohli, P., and Le, Q. V. Pal: Program-aided language models. *arXiv preprint arXiv:2211.10435*, 2023.
- Guo, D. et al. Deepseek-coder: When the large language model meets programming. *arXiv preprint arXiv:2401.14196*, 2024.
- Guo, Y. et al. Neural symbolic machines with large language models. *arXiv preprint arXiv:2306.09876*, 2023.
- Gupta, A. et al. Sql-informed approaches for tableqa. *arXiv preprint arXiv:2406.03421*, 2024.
- Herzig, J., Nowak, P. K., Müller, T., Piccinno, F., and Eisen-schlos, J. M. Tapas: Weakly supervised table parsing via pre-training. *arXiv preprint arXiv:2004.02349*, 2020.
- Jiang, A. et al. Mistral 7b. *arXiv preprint arXiv:2310.06825*, 2023.
- Kim, Y. et al. Long-context table modeling with sparse attention. *arXiv preprint arXiv:2501.05678*, 2025.
- Lee, J. et al. Modular tool learning for complex tasks. *arXiv preprint arXiv:2403.06789*, 2024.
- Lin, Z. et al. Multi-tool agents with learned tool selection. *arXiv preprint arXiv:2404.05678*, 2024.
- Liu, J., Zhao, Y., and Singh, S. Compositional program search with large language models. *arXiv preprint arXiv:2403.04567*, 2024a.
- Liu, K., Zhou, D., Singh, S., and Kohli, P. Program of thoughts with planning for complex reasoning. *arXiv preprint arXiv:2310.08947*, 2024b.
- Liu, N. F., Lin, K., Hewitt, J., Paranjape, A., Bevilacqua, M., Petroni, F., and Liang, P. Lost in the middle: How language models use long contexts. *Transactions of the Association for Computational Linguistics*, 11:763–787, 2023a.
- Liu, T., Wang, F., and Chen, M. Rethinking tabular data understanding with large language models. *arXiv preprint arXiv:2312.16702*, 2023b.
- Liu, Y. et al. Tabular-qa with execution augmentation. *arXiv preprint arXiv:2402.09834*, 2024c.
- Nan, L., Hsieh, C., Mao, Z., Lin, X. V., Verma, N., Zhang, R., Kryściński, W., Schoelkopf, N., Kong, R., Tang, X., Mutuma, M., Rosand, B., Trindade, I., Bandaru, R., Cunningham, J., Xiong, C., and Radev, D. Fetaqa: Free-form table question answering. *arXiv preprint arXiv:2104.00369*, 2021.
- OpenAI. Gpt-4 technical report. *arXiv preprint arXiv:2303.08774*, 2023.
- Park, M. et al. Contextual execution feedback for language models. *arXiv preprint arXiv:2405.09876*, 2024.
- Pasupat, P. and Liang, P. Compositional semantic parsing on semi-structured tables. *arXiv preprint arXiv:1508.00305*, 2015.
- Patel, R., Li, F., et al. Execution-guided synthesis for complex program generation. *arXiv preprint arXiv:2401.06789*, 2024.
- Patnaik, S., Changwal, H., Aggarwal, M., Bhatia, S., Kumar, Y., and Krishnamurthy, B. Cabinet: Content relevance based noise reduction for table question answering. *arXiv preprint arXiv:2402.01155*, 2024.
- Singh, R. et al. Dataset bias and evaluation challenges in tableqa. *arXiv preprint arXiv:2502.06789*, 2025.
- Team, Q. Qwen2.5: A series of large language models. *arXiv preprint arXiv:2412.15115*, 2024.

- Team, Q. Qwen3 technical report. *arXiv preprint*, 2025.
- Wang, G. et al. Code-as-policy for llm decision tasks. *arXiv preprint arXiv:2406.01298*, 2024a.
- Wang, P. et al. Tapex+: Enhanced table pretraining for complex queries. *arXiv preprint arXiv:2401.04567*, 2024b.
- Wang, Y., Qi, J., and Gan, J. Accurate and regret-aware numerical problem solver for tabular question answering. *arXiv preprint arXiv:2410.12846*, 2024c.
- Wang, Y. et al. Table-r1: Reinforcement learning for table reasoning with large language models. *arXiv preprint arXiv:2505.23621*, 2025.
- Wang, Z., Zhang, H., Li, C.-L., Eisenschlos, J. M., Perot, V., Wang, Z., Miculicich, L., Fujii, Y., Shang, J., Lee, C.-Y., et al. Chain-of-table: Evolving tables in the reasoning chain for table understanding. *arXiv preprint arXiv:2401.04398*, 2024d.
- Wei, J., Wang, X., Schuurmans, D., Bosma, M., Xia, F., Chi, E., Le, Q. V., and Zhou, D. Chain-of-thought prompting elicits reasoning in large language models. In *Advances in Neural Information Processing Systems*, volume 35, pp. 24824–24837, 2022.
- Xu, X. et al. Progprompt: Enhancing reasoning via program-structured prompts. *arXiv preprint arXiv:2305.12345*, 2023.
- Yu, T., Zhang, R., Yang, K., Yasunaga, M., Wang, D., Li, Z., Ma, J., Li, I., Yao, Q., Roman, S., Zhang, Z., and Radev, D. Spider: A large-scale human-labeled dataset for complex and cross-domain semantic parsing and text-to-sql task. *arXiv preprint arXiv:1809.08887*, 2018.
- Zhang, H. et al. Hierarchical table reasoning for multi-step queries. *arXiv preprint arXiv:2403.07891*, 2024.
- Zhang, H. et al. Repanda: Retrieval-augmented program-aided numerical reasoning for table question answering. *arXiv preprint arXiv:2503.11921*, 2025.
- Zhong, V., Xiong, C., and Socher, R. Seq2sql: Generating structured queries from natural language using reinforcement learning. *arXiv preprint arXiv:1709.00103*, 2017.
- Zhou, D. and Kumar, R. Plan-and-solve llms for complex reasoning tasks. *arXiv preprint arXiv:2501.02345*, 2025.
- Zhou, D. and Li, J. Api-guided reasoning with large language models. *arXiv preprint arXiv:2502.03456*, 2025.
- Zhu, Q. et al. Tabsqlify: Enhancing table reasoning via sql-grounded intermediate representation. *arXiv preprint arXiv:2404.10150*, 2024.

A. Failure Analysis of End-to-End Reasoning Models

A.1. Numerical operation failure

Question: What is the average of gamestorm 10-15 attendance?

Iteration	Dates	Location	Attendance	Notes
GameStorm 10	March 2008	Red Lion – Vancouver, WA	750	-
GameStorm 11	March 26–29, 2009	Hilton – Vancouver, WA	736	debut of Video games, first-ever Artist Guest of Honor
GameStorm 12	March 25–28, 2010	Hilton – Vancouver, WA	802	Board games Guest of Honor
GameStorm 13	March 24–27, 2011	Hilton – Vancouver, WA	984	Guests listed
GameStorm 14	March 22–25, 2012	Hilton – Vancouver, WA	1072	Boardgame / RPG Guests
GameStorm 15	March 21–24, 2013	Hilton – Vancouver, WA	1188	-
GameStorm 16	March 20–23, 2014	Hilton – Vancouver, WA	tba	Guests listed

Figure 6. Testset 2521

In the example shown in Figure 6 and Table 6, the end-to-end reasoning model (Table-R1) correctly identifies the relevant rows and successfully computes the sum of the attendance values for GameStorm 10 through 15. However, the final averaging step is carried out purely through implicit token-level reasoning rather than an explicit, verifiable arithmetic operation. As a result, the division step lacks a deterministic computational mechanism, leading to a rounding error in the final output (918.67 instead of the correct value 922).

This failure highlights a structural limitation of end-to-end reasoning approaches: while intermediate quantities such as partial sums may be correctly inferred, arithmetic operations such as division are not grounded in an executable procedure and therefore cannot guarantee numerical exactness. In contrast, our code-based approach explicitly performs both aggregation and division through pandas dataframe operations, ensuring that the mean is computed deterministically according to the underlying data semantics. This example illustrates how execution-based reasoning mitigates numerical instability by delegating arithmetic to an explicit computational process, rather than relying on approximate symbolic reasoning within the language model.

Method	Reasoning / Code Snippet	Output
Table-R1	<pre> <think> Okay, let's see. The question is asking for the average attendance of GameStorm 10 through 15. So first, I need to look at the table provided and extract the attendance numbers for each of those years. Looking at the table rows, GameStorm 10 has an attendance of 750, GameStorm 11 has 736, GameStorm 12 has 802, GameStorm 13 has 984, GameStorm 14 has 1072, and GameStorm 15 has 1188. Since the question is about GameStorm 10 to 15 inclusive, that corresponds to six events in total. Now I need to sum these attendance values and divide by the number of events. Let me add them step by step: 750 plus 736 equals 1486. Adding 802 gives 2288. Adding 984 gives 3272. Adding 1072 gives 4344. Adding 1188 gives a total sum of 5532. The total sum is 5532, and since there are six events, I divide 5532 by 6 to compute the average. Doing the division, 5532 divided by 6 equals 918.666... [...] After reconsidering the calculation and the expected output format, the average attendance for GameStorm 10 through 15 is therefore 918.67. </think> <answer>{ "answer": ["918.67"] } </answer> </pre>	918.67
Ours	<pre> def solution(df): # PLAN: Filter the rows for GameStorm 10--15 and compute the average attendance. # FILTER: Select relevant iterations. filtered_df = df[(df['Iteration'] >= 'GameStorm 10') & (df['Iteration'] <= 'GameStorm 15')] # PARSING: Convert Attendance to numeric. filtered_df['Attendance'] = pd.to_numeric(filtered_df['Attendance'], errors='coerce') # AGGREGATE: Compute the mean. average_attendance = filtered_df['Attendance'].mean() # ANSWER return [average_attendance] </pre>	922
Gold Answer	–	922

Table 6. Numerical operation failure in end-to-end reasoning. Despite producing a detailed reasoning trace, Table-R1 arrives at an incorrect numerical result, while execution-based reasoning strictly follows dataframe semantics.

A.2. Empty-Cell-Induced Column Misalignment

Question: What time period had no shirt sponsor?

Year	Kit Manufacturer	Shirt Sponsor	Back of Shirt Sponsor	Short Sponsor
1977–1978		National Express		
1982–1985	Umbro			
1985–1986	Umbro	Whitbread		
1986–1988	Henson	Duraflex		
1988–1989		Gulf Oil		
1991–1993	Technik	Gulf Oil		
1993–1994	Club Sport	Gulf Oil		
1994–1995	Klüb Sport	Empress		
2008–	Errea	Mira Showers		
2009–2011	Errea	Mira Showers	PSU Technology Group	
2011–2013	Errea	Mira Showers	Barr Stadia	Gloucestershire Echo
2013–	Errea	Mira Showers	Gloucestershire College	Gloucestershire Echo

Figure 7. Testset 0009

The failure case in Figure 7 and Table 7 illustrates a common issue arising from empty cells in serialized tables. When the table is converted into a text sequence for model input, columns are separated by the delimiter ‘|’. Empty cells are therefore represented as consecutive delimiters (i.e., ‘||’), which provides no explicit signal indicating the absence of a value. As a result, the end-to-end reasoning model fails to consistently recognize empty entries as valid missing values and instead implicitly associates them with neighboring columns or headers.

This ambiguity leads Table-R1 to incorrectly infer multiple time periods without a shirt sponsor, including rows where the empty cell does not correspond to the target column. Notably, during its reasoning trace, the model momentarily identifies the correct answer (“1982–1985”) after re-evaluating the table structure. However, this correct intermediate interpretation is not preserved throughout the remainder of the reasoning process and is ultimately overridden by an earlier, incorrect hypothesis. This behavior reflects a form of reasoning instability, where intermediate conclusions are not reliably maintained across longer reasoning chains.

In contrast, the execution-based approach operates directly on a structured dataframe, where empty cells are explicitly represented and column boundaries are unambiguous. By filtering rows based on the exact column semantics of the “Shirt Sponsor” field, the code-based method deterministically retrieves the correct time period. This example demonstrates how empty-cell ambiguity in text-based table representations can induce column misalignment errors in end-to-end models, while programmatic execution avoids such failures by preserving the original table structure.

Reasoning by Commented Code for Table Question Answering

Method	Reasoning / Code Snippet	Output
Table-R1	<p><think></p> <p>Okay, let's see. The question is asking which time period had no shirt sponsor. So I need to look at the table provided and check the Shirt Sponsor column for any entries that are empty or missing. Looking at the table rows: Starting from the top, the first entry is 1977-1978. The Shirt Sponsor column is empty here. Then the next few entries have sponsors listed, like National Express, Umbro, Whitbread, etc. Then in 1988-1989, the Shirt Sponsor column is empty again. Then from 1991 onwards, there are entries again. Wait, let me check each row carefully. So the first row (1977-1978) has no Shirt Sponsor. Then 1982-1985, Shirt Sponsor is empty. Then 1985-1986 has Whitbread. Then 1986-1988 has Duraflex. Then 1988-1989, Shirt Sponsor is empty again. Then 1991--1993 has Gulf Oil. The rest of the rows from 1993 onwards have Shirt Sponsors listed. So the time periods with no shirt sponsor are 1977-1978 and 1988-1989. Let me double-check. For 1977-1978, the Shirt Sponsor column is blank. For 1988-1989, same thing. All other years have some sponsor listed. So those two periods are the answer.</p> <p></think></p> <p>{ "answer": ["1977--1978", "1988--1989"] }</p>	1977-1978, 1988-1989
Ours (Commented Code)	<pre>def solution(df): # PLAN: Find rows with empty Shirt Sponsor entries. # FILTER no_sponsor = df[df['Shirt Sponsor'] == ''] [['Year']] # ANSWER return no_sponsor['Year'].tolist()</pre>	1982-1985
Gold Answer	-	1982-1985

Table 7. Empty-cell-induced column misalignment. End-to-end reasoning incorrectly associates empty cells with neighboring headers, while execution-based reasoning preserves correct column semantics.

B. Examples of Annotation Errors in WikiTQ

B.1. Testset 0130

Question: How many away games did they win?

Week	Date	Opponent	Result	Attendance
1	September 6, 1981	at Los Angeles Rams	W 27–20	63198
2	September 13, 1981	at Cleveland Browns	W 9–3	79483
3	September 20, 1981	Miami Dolphins	L 16–10	47379
4	September 27, 1981	at New York Jets	L 33–17	50309
5	October 4, 1981	Cincinnati Bengals	W 17–10	44350
6	October 11, 1981	Seattle Seahawks	W 35–17	42671
7	October 18, 1981	at New England Patriots	L 38–10	60474
8	October 26, 1981	at Pittsburgh Steelers	L 26–13	52732
9	November 1, 1981	at Cincinnati Bengals	L 34–21	54736
10	November 8, 1981	Oakland Raiders	W 17–16	45519
11	November 15, 1981	at Kansas City Chiefs	L 23–10	73984
12	November 22, 1981	New Orleans Saints	L 27–24	49581
13	November 29, 1981	Atlanta Falcons	L 31–27	40201
14	December 3, 1981	Cleveland Browns	W 17–13	44502
15	December 13, 1981	at San Francisco 49ers	L 28–6	55707
16	December 20, 1981	Pittsburgh Steelers	W 21–20	41056

Figure 8. Testset 0130

In this instance, the annotated gold answer is incorrect. While the dataset annotation reports an answer of **7**, the correct answer is **2**. This discrepancy stems from an incorrect aggregation criterion used during annotation. The question explicitly asks for the number of *away wins*, but the annotated answer incorrectly counts all wins irrespective of match venue. In the table, away matches are unambiguously indicated by the prefix “at” in the *Opponent* column, providing an explicit and machine-verifiable signal. When this indicator is properly taken into account, only two wins correspond to away games, yielding the correct answer of 2. This example illustrates that the observed error is not due to model misreasoning, but rather to a misalignment between the question specification and the dataset annotation.

B.2. Testset 0184

Question: what is the total attendance of the first 10 games this season?

Match Day	Date	Opponent	H/A	Score	Attendance
1	15 August	Dundee	A	3–1	10000
2	22 August	Rangers	H	0–2	15000
3	29 August	Morton	A	1–1	4500
4	5 September	Clyde	H	2–0	6000
5	12 September	Ayr United	A	0–1	2000
6	19 September	Motherwell	H	3–1	7000
7	26 September	Heart of Midlothian	A	0–2	14000
8	28 September	Queen's Park	H	1–1	5000
9	3 October	St. Mirren	H	0–0	6000
10	10 October	Airdrieonians	A	0–3	7000
		...			

Figure 9. Testset 0184

The question asks for the total attendance over the first ten games of the season, and the aggregation criterion is clear and unambiguous. All required attendance values are explicitly provided in the table. When summing the attendance for the first ten matches, the correct total is **76,500**, whereas the annotated gold answer reports **76,000**. Since there is no plausible alternative interpretation of either the question or the table entries, this discrepancy is attributable to a simple arithmetic error in the dataset annotation rather than to ambiguity or model misreasoning. This example highlights that a portion of remaining errors in WikiTQ stems from annotation noise even in cases involving straightforward numerical aggregation.

C. Exact Match and Fuzzy Match Results

Model	Exact Match (%)	Fuzzy Match (%)
Llama-3.1-8B-Instruct	65.2	69.3
Qwen2.5-7B-Instruct	64.7	69.3
Qwen2.5-Coder-7B-Instruct	66.0	70.9
DeepSeek-Coder-7B-Instruct-v1.5	63.7	68.0
Mistral-7B-Instruct	63.0	66.9
Qwen2.5-Coder-14B-Instruct	67.4	72.1
Qwen2.5-Coder-32B-Instruct (qLoRA)	66.4	71.2

Table 8. Performance of the commented reasoning framework on the WikiTQ test set. Fuzzy Match is used as the primary metric, with Exact Match reported for reference.

This appendix provides a detailed breakdown of Exact Match (EM) and Fuzzy Match (FM) results for the WikiTQ test set. As discussed in the main text, EM can be overly strict due to non-uniform surface forms in the annotations. We therefore report EM alongside FM to facilitate comprehensive evaluation and comparison with existing TableQA benchmarks.