

APR: Penalizing Structural Redundancy in Large Reasoning Models via Anchor-based Process Rewards

Kaiyan Chang¹ Chenwei Zhu¹ Yingfeng Luo¹ Yifu Huo¹ Chenglong Wang¹ Xiaoqian Liu¹ Qiaozhi He²
Tong Xiao^{1,3} Zhengtao Yu⁴ Jingbo Zhu^{1,3}

Abstract

Test-Time Scaling (TTS) has significantly enhanced the capabilities of Large Reasoning Models (LRMs) but introduces a critical side-effect known as Overthinking. We conduct a preliminary study to rethink this phenomenon from a fine-grained perspective. We observe that LRMs frequently conduct repetitive self-verification without revision even after obtaining the final answer during the reasoning process. We formally define this specific position where the answer first stabilizes as the Reasoning Anchor. By analyzing pre- and post-anchor reasoning behaviors, we uncover the structural redundancy fixed in LRMs: the meaningless repetitive verification after deriving the first complete answer, which we term the Answer-Stable Tail (AST). Motivated by this observation, we propose Anchor-based Process Reward (APR), a structure-aware reward shaping method that localizes the reasoning anchor and penalizes exclusively the post-anchor AST. Leveraging the policy optimization algorithm suitable for length penalties, our APR models achieved the performance-efficiency Pareto frontier at 1.5B and 7B scales averaged across five mathematical reasoning datasets while requiring significantly fewer computational resources for RL training.

1. Introduction

In recent years, Large Reasoning Models (LRMs) (OpenAI, 2024; Team, 2024; Guo et al., 2025) have achieved significant performance breakthroughs on complex tasks by Test-Time Scaling (TTS) (Snell et al., 2024). However, reasoning length extension has triggered a widespread phenomenon called *Overthinking* (Chen et al., 2024; Luo et al., 2025a), where the model generates substantial redundant reasoning

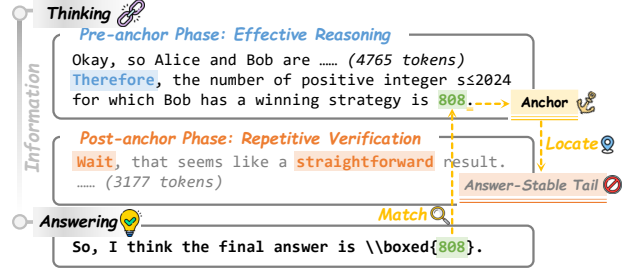


Figure 1. Schematic diagram of structural redundancy in LRMs. The reasoning anchor splits the trace into an information-dense pre-anchor phase of effective derivation, correction and first conclusion, and an information-sparse post-anchor phase of repetitive self-verification without revision, termed the *Answer-Stable Tail* (AST).

behaviors that make no contribution to the final answer (Su et al., 2025). The resulting prohibitive computational costs and impractical response latency consequently hinder the scalability of LRMs in real-world serving systems. Therefore, it is urgent for LRMs to mitigate reasoning redundancy to enhance efficiency without sacrificing performance.

The Reinforcement Learning with Verifiable Rewards (RLVR) (Lambert et al., 2024; Shao et al., 2024) paradigm has not only successfully established LRMs with superior reasoning capabilities but is also increasingly leveraged to investigate efficiency optimization. Existing research primarily integrates a length penalty into the reward function. One category imposes hard constraints, directly truncating or penalizing outputs exceeding the optimal response-level length (Aggarwal & Welleck, 2025; Hou et al., 2025); the other attempts difficulty-adaptive adjustments, dynamically tuning target length based on outcome-level accuracy (Luo et al., 2025a; Xiang et al., 2025). However, we characterize both response-level and outcome-level constraints as coarse-grained global penalties. This holistic perspective ignores the intrinsic variations in *Information Contribution* across different reasoning phases, posing a risk that the model will discard necessary reasoning steps when compressing length.

In this paper, we aim to analyze the sources of redundancy in LRM reasoning traces at a finer granularity. Motivated by our observation that LRMs rarely revise the initial answer even in erroneous reasoning traces, we posit that over-

¹Northeastern University, China ²ByteDance ³NiuTrans Research ⁴Kunming University of Science and Technology. Correspondence to: Tong Xiao <xiaotong@mail.neu.edu.cn>.

thinking should not be constrained solely to redundancy following a *correct* answer. We therefore introduce a reasoning anchor to identify the precise position where the final answer first emerges in the reasoning trace. Extensive empirical analyses reveal a common phenomenon: regardless of whether the response is incorrect or truncated, the model typically enters a verification loop immediately after deriving its first complete answer. Notably, this initial answer remains stable throughout the subsequent generation, contributing no further substantive information. From an information-gain perspective, we rethink overthinking as an intrinsic structural redundancy in LRMs. As illustrated in Fig. 1, the pre-anchor phase is responsible for effective derivation, correction and initial answer generation, exhibiting high information density. In contrast, the post-anchor phase is dominated by repetitive verification of the existing answer without revision, exhibiting sparse information gain. We term this redundant suffix the *Answer-Stable Tail* (AST), a critical redundant structure that should be reduced to improve LRM efficiency without degrading performance.

Inspired by this insight, we propose *Anchor-based Process Reward* (APR), a structure-aware reward shaping mechanism specifically designed to mitigate the inefficiency introduced by AST. Unlike prior global length penalties, we develop reliable anchor localization methods (rule-based and model-based) to identify the AST and penalize exclusively this redundant segment. Leveraging the Direct Alignment Policy Optimization algorithm (Yu et al., 2025), we achieve the Pareto frontier of average reasoning performance and efficiency across five mathematical reasoning datasets on two representative LRMs, benchmarking against six open-source efficient reasoning models. Specifically, our APR-1.5B achieves a 52.8% reduction in generation length with a 16.3% accuracy improvement, while APR-7B shortens reasoning traces by 56.7% accompanied by an 11.5% accuracy increase. Remarkably, our method consumes fewer computational resources during Reinforcement Learning (RL) than comparable methods, highlighting that dense and accurate process reward signals are pivotal for training efficiency. The contributions of our work are three-fold:

- (1) **New Perspective on Redundancy:** We rethink overthinking through the lens of information gain, identifying the *Answer-Stable Tail* (AST) as a distinct form of structural redundancy regardless of answer correctness.
- (2) **Structure-Aware Reward Mechanism:** We propose *Anchor-based Process Reward* (APR), a fine-grained optimization method that leverages anchor localization to precisely eliminate the inefficient AST.
- (3) **Superior Training Efficiency:** We validate that dense and accurate process reward signals can improve RL training efficiency, achieving favorable accuracy-efficiency trade-offs with comparatively fewer training resources.

2. Related Work

2.1. Overthinking in LLM Reasoning

Test-time Scaling (TTS) (Snell et al., 2024) extends the intelligence boundaries of Large Language Models (LLMs) through increased inference-time compute, which marks a shift in LLM’s thinking patterns from “System 1” to “System 2” similar to human cognition (Kahneman, 2011). In practice, TTS is broadly categorized into training-free (Zhang et al., 2025a; Chang et al., 2025) and training-based (Shao et al., 2024; Muennighoff et al., 2025) strategies. While both approaches encourage models to explore longer Chain-of-Thought (CoT) for performance gains, the training-based RLVR paradigm has been proven to decrease the model’s output entropy (Yue et al., 2025). In other words, the model’s thinking patterns become less diverse, leading it to generate lengthy reasoning even for simple tasks, a phenomenon known as overthinking (Chen et al., 2024).

To this end, existing works design a learned router to automatically determine the optimal reasoning strategy based on the difficulty of problems, such as assigning simple problems to smaller models (System 1) and complex ones to larger models (System 2) (Liang et al., 2025; He et al., 2025; OpenAI, 2025). However, these methods rely on the accuracy of external modules and increase deployment complexity, failing to address the model’s intrinsic tendency to generate redundancy.

2.2. Efficient Reasoning via Reinforcement Learning

In practice, an ideal LRM should adaptively switch between System 1 and System 2, so the focus of efficient reasoning remains centered on intrinsic model optimization. Given that RLVR has become the dominant post-training paradigm for LRMs, recent efforts further explore the RL objective by integrating response length into the reward function.

One line of work directly penalizes verbose response based on the target length, whose definition varies across implementations. Strategies include normalizing length within the group (Team et al., 2025; Arora & Zanette, 2025; Cheng et al., 2025), setting a fixed truncation length (Aggarwal & Welleck, 2025; Liu et al., 2025a; Li et al., 2025) or even dynamically updated computational budget (Hammoud et al., 2025), and leveraging LLMs to evaluate conciseness (Dumitru et al., 2025; Wang et al., 2025).

To mitigate the performance risks of indiscriminate length penalties, another line of work couples outcome accuracy with reasoning length, aiming to adaptively adjust reasoning depth based on estimated problem difficulty. ShorterBetter (Yi et al., 2025) selects the shortest correct sample among rollouts as the optimal target; A-DLP (Su & Cardie, 2025) derives the penalty coefficient from the accuracy gap relative to a reference model; ALP (Xiang et al., 2025) and

Laser (Liu et al., 2025b) use empirical accuracy within the group to indicate difficulty.

However, these methods operate as coarse-grained global optimizations that fail to distinguish specific redundant segments, thereby risking the removal of necessary reasoning steps, ultimately degrading performance. Therefore, we focus on analyzing redundancy at a finer granularity, aiming to provide precise feedback signals on length redundancy during the RL process.

3. Preliminary Study

In this section, we conduct a fine-grained empirical analysis on the overthinking phenomenon of LRMs. We start by defining the reasoning anchor to quantify redundancy. Subsequently, we introduce effective methods to precisely locate these anchors within complex context. Finally, through a deep dive into the post-anchor reasoning behavior, we formally identify the *Answer-Stable Tail (AST)* as the redundant suffix segment spanning from the first stable appearance of the final answer to the end of the thinking process.

3.1. Anchor Definition

Distinct from prior findings (Chen et al., 2024; Luo et al., 2025a) that characterize redundancy in overthinking as the sequence generated after the first occurrence of the *correct* answer, we observe that even when the model’s derived answer is incorrect, the reasoning trace often persists in a repetitive self-verification loop without any revision. We identify this indiscriminate repetition of the established answer as *structural redundancy*, defined as the sequence generated after the answer first becomes stable, where stability is assessed with respect to a reference answer y_{ref} .

Accordingly, we define the *reasoning anchor* as the structural boundary marking the emergence of this redundancy. Specifically, we segment the thinking process into a sequence of sentences $S = (s_1, \dots, s_N)$, where N is the number of sentences. Let $\text{end}(s_i)$ denote the global token index of the last token of sentence s_i . We aim to locate the index $k^* \in \{1, \dots, N\}$ of the critical sentence in which the reference answer *first* appears. The anchor is then defined as the position of the last token of this sentence:

$$t_{\text{anc}}(y, y_{\text{ref}}) = \text{end}(s_{k^*}) \quad (1)$$

Despite its conceptual simplicity, accurately locating t_{anc} poses non-trivial challenges: (1) Unlike the structured final answer, the thinking process lacks standardized delimiters (e.g., `\boxed{\}`), rendering regex-based extraction of intermediate answers unreliable. (2) Linguistic patterns for the conclusion phase are highly diverse, where common connectors (e.g., `so`) often trigger false positives by indicating intermediate steps rather than the final solution.

3.2. Anchor Localization

To address these challenges, we explore two localization strategies to identify the index of the target sentence k^* : Rule-based and Model-based.

Rule-based Localization. Rule-based localization relies on the observation that a valid anchor resides within a conclusion sentence followed by a verification sentence. We identify k^* by narrowing down candidate sentences using two screening criteria.

First, let $\mathcal{A}(\cdot)$ be an extraction function mapping a sentence to a mathematical expression, and $\mathcal{E}(\cdot, \cdot) \in \{0, 1\}$ be an equivalence function testing whether two answers are mathematically equivalent. The set of sentences matching the reference answer is:

$$\mathcal{I}_{\text{math}} = \{i \in \{1, \dots, N\} \mid \mathcal{E}(\mathcal{A}(s_i), y_{\text{ref}}) = 1\} \quad (2)$$

Second, to filter out false positives such as coincidental occurrences of the answer value in the problem statement or intermediate reasoning steps, we apply context constraints. Let $\text{Con}(\cdot)$ and $\text{Ver}(\cdot)$ denote the presence of conclusion indicators and verification patterns (see Appendix B.1 for the detailed keyword lists), respectively. The set of contextually valid sentences is:

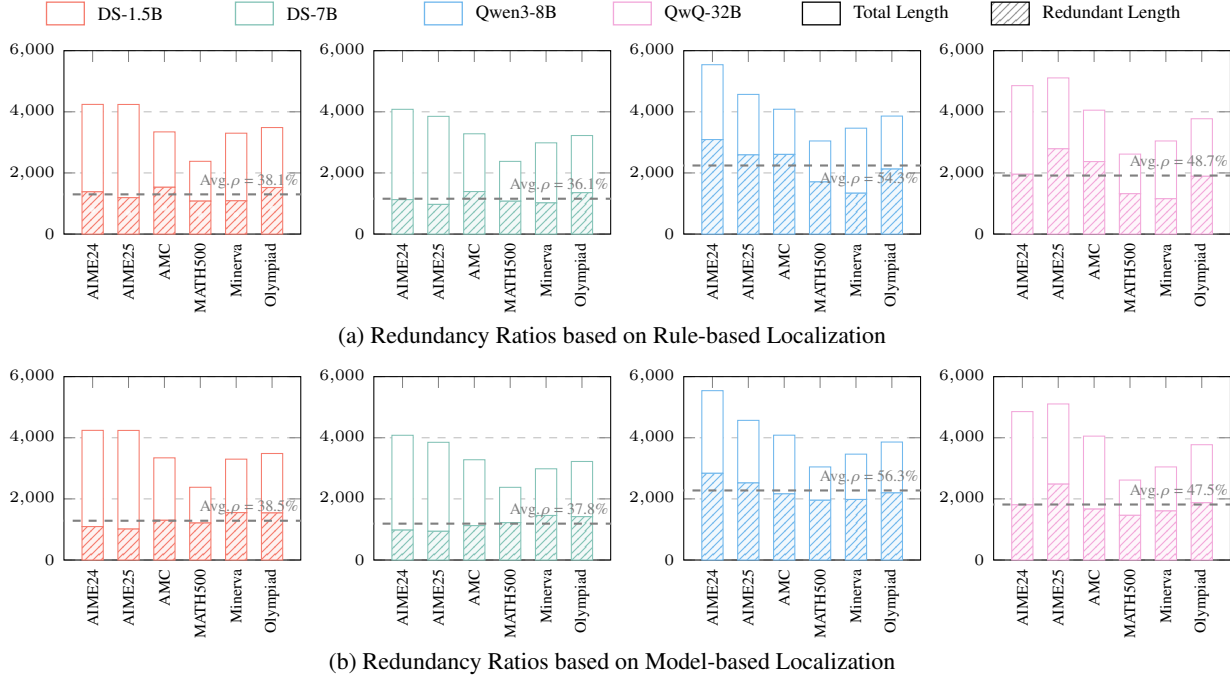
$$\mathcal{I}_{\text{ctx}} = \{i \in \{1, \dots, N\} \mid \text{Con}(s_i) \vee \text{Ver}(s_{i+1})\} \quad (3)$$

We determine k^* as the index of the earliest sentence satisfying both conditions (the strict intersection):

$$k^* = \min \left((\mathcal{I}_{\text{math}} \cap \mathcal{I}_{\text{ctx}}) \cup \{N\} \right) \quad (4)$$

If the intersection is empty, the default $k^* = N$ implies the anchor is set to the end of the thinking process, resulting in zero redundancy.

Model-based Localization. Given the inherent rigidity of rule-based methods in handling complex formats (e.g., intervals, sets) and distractors, we introduce a Model-based Anchor Locator to explore a more flexible, semantic-aware alternative. We model the identification of k^* as a sentence extraction task. Specifically, we constructed a high-quality dataset of 12k samples annotated by Gemini3-Flash and fine-tuned a Qwen3-8B model (Yang et al., 2025) (see Appendix B.2 for implementation details). Taking the thinking process and final answer as input, the locator is trained to directly predict the sentence s_{k^*} that contains the first derived reference answer. Evaluation on a manually verified test set ($n = 500$) shows an exact match accuracy of 66.4% while the extraction validity is 100% indicating no hallucinated content. Further error analysis reveals that 80.1% of mismatches exhibit only a minor offset (e.g., pointing to a sentence slightly earlier or later than the ground truth), which we consider acceptable for redundancy identification.


 Figure 2. Redundancy Ratios (ρ) across four LRMs on various mathematical reasoning datasets.

3.3. Empirical Analysis of Structural Redundancy

To validate our hypothesis regarding structural redundancy, we conducted extensive empirical analyses using the two anchor localization methods on four base LRMs and six mathematical reasoning benchmarks.¹

We utilized the model’s self-generated final answer \hat{y} as the reference y_{ref} to determine the reasoning anchor $t_{\text{anc}}(y, y_{\text{ref}})$. Formally, let T_{think} denote the end position of the thinking process. We define the redundancy length L_{red} as:

$$L_{\text{red}}(y, y_{\text{ref}}) = T_{\text{think}} - t_{\text{anc}}(y, y_{\text{ref}}) \quad (5)$$

For comparability across responses of varying lengths, we report the redundancy ratio ρ :

$$\rho(y, y_{\text{ref}}) = \frac{L_{\text{red}}(y, y_{\text{ref}})}{T_{\text{think}}} \quad (6)$$

Observation 1: Reliability of Anchor Localization Methods. Fig. 2 illustrates the reliability verification of the two localization methods by comparing the distributions of $\rho(y, \hat{y})$ across four LRMs (averaged over 16 samples per problem). Quantitative analysis reveals that the average redundancy ratios are comparable between the two methods across all datasets, confirming their effectiveness in locating reasoning anchors at the aggregate level. However, we observe a divergence on more difficult datasets like

¹LRMs: DeepSeek-R1-Distill-Qwen-1.5/7B (DS-1.5/7B), Qwen3-8B, and QwQ-32B (Team, 2025). Datasets: AIME24, AIME25, AMC, MATH500, Minerva, and Olympiad Bench

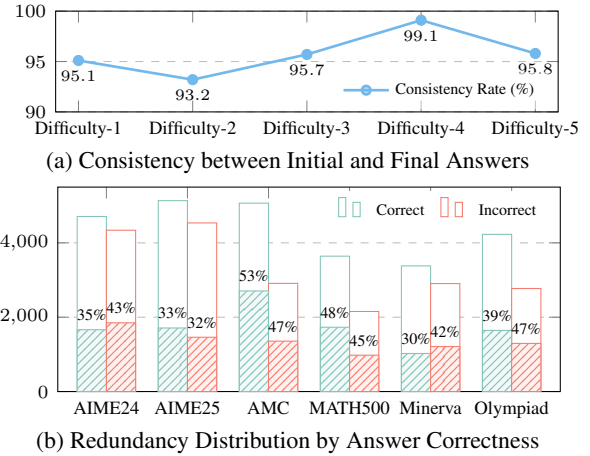


Figure 3. Statistical analysis of reasoning observations.

AIME24/25, where the model-based localization method tends to position the anchor later. This discrepancy likely stems from the degradation of instruction-following capabilities in the locator model as the context length increases, highlighting a need for improved robustness in model-based localization for long-context scenarios.

Observation 2: The “First Answer is Final” Phenomenon. Given that the observed redundancy ratio is nearly 45%, we conjectured that the model rarely revises a complete answer. To investigate whether problem difficulty influences self-correction probability, we analyzed the

reasoning traces from DS-1.5B on the MATH500 dataset, which features human-annotated difficulty levels. Specifically, we employed a powerful LLM (Gemini3-Flash) with the prompt detailed in Appendix D.4 to extract the sentence where the initial answer first appears in the reasoning trace and compared its consistency with the final answer. Remarkably, Fig. 3 (a) reveals that the consistency rate is **95.78%** regardless of difficulty, even under such a strict extraction-and-matching protocol. This validates our premise: once the initial answer is formed, it remains largely unchanged; consequently, the subsequent verification-like tokens contribute negligible marginal information gain.

Observation 3: Redundancy Exists Independently of Correctness. We further investigated whether redundancy is exclusive to correct reasoning. We generated 16 samples for each problem from DS-1.5B across six datasets and categorized them into correct and incorrect groups based on whether the self-generated final answer matches the ground truth. As shown in Fig. 3 (b), we found non-trivial redundancy ratios in both cases: the correct group exhibits an average redundancy of 39.8%, while the incorrect group averages 42.5%. This evidence strongly suggests that post-anchor generation is not merely a by-product of correct reasoning. Instead, redundancy can persist even when the final answer is wrong, reinforcing our argument that redundancy should be defined not by the first occurrence of the *correct* answer, but by the *stability* of the answer.

Observation 4: Verbose Reasoning Structure Impairs Accuracy via Truncation. We generated 16 samples per problem from DS-1.5B across six datasets and analyzed the instances where the closing `</think>` tag was missing within the 8,192-token budget. For these cases, we used the ground truth as the reference answer to identify redundancy. The statistical results in Table 1 reveal that 23.2% of these truncated responses contain an answer equivalent to the ground truth in the reasoning trace, with an average redundancy ratio of 60.9%. However, due to the model’s inertial tendency to generating redundant tokens, the maximum token limit was reached before the final answer could be generated, leading to an evaluation failure. This suggests that an overly verbose reasoning pattern can negatively impact end-task accuracy under practical length constraints.

Conclusion. In summary, our analysis demonstrates that redundancy is a common phenomenon regardless of answer correctness or truncation status. We reframe overthinking as an intrinsic structural redundancy: while the pre-anchor phase comprises information-dense derivation, correction, and the initial formulation of the conclusion, the post-anchor phase devolves into repetitive verification that rarely revises the answer, thereby contributing negligible marginal information. However, we do not claim that verification

Table 1. Statistics for samples whose reasoning traces exclude `</think>`. **GT-Match** indicates that the ground-truth answer appears in the trace, and **Redundancy Ratio** is the redundancy proportion among these GT-Match cases. *Note:* Minerva and Olympiad Bench datasets are omitted because they contain no valid matched samples.

Datasets	AIME24	AIME25	AMC	MATH500
#No <code></think></code>	351/480	329/480	564/1328	525/8000
GT-Match Ratio	11.40%	9.42%	41.31%	30.67%
Redundancy Ratio	44.90%	72.20%	64.50%	61.80%

is universally unhelpful. We further distinguish two types of verification: *process verification*, which validates intermediate steps during derivation before a complete answer is formed, and *outcome verification*, which redundantly re-checks an already established conclusion. Empirically, the post-anchor phase is dominated by outcome verification. We term this redundant suffix the *Answer-Stable Tail (AST)*.

Motivated by these observations, we seek to design a structure-aware reward that provides precise negative feedback signals targeting this Answer-Stable Tail, thereby incentivizing the model to stop generation upon reaching a confident solution.

4. Methodology

To achieve this goal, in this section, we first formalize the performance-efficiency trade-off in reasoning models as a multi-objective optimization problem. Then, we outline the evolution from response-level supervision to our proposed structure-aware **Anchor-based Process Reward (APR)**. Finally, we discuss the selection of policy optimization algorithms, focusing on the theoretical advantages of DAPO over GRPO in handling length penalties.

4.1. Problem Formulation

Our core objective is to train an LRM that mitigates reasoning redundancy to achieve low-latency inference without sacrificing performance. We formalize this goal as a multi-objective optimization problem, seeking to maximize the joint objective $\mathcal{J}(\theta)$:

$$\text{Maximize: } \mathcal{J}(\theta) = \underbrace{\mathcal{P}(\pi_\theta)}_{\text{Performance}\uparrow} - \lambda \cdot \underbrace{\mathcal{C}(\pi_\theta)}_{\text{Latency}\downarrow} \quad (7)$$

where $\mathcal{P}(\cdot)$ represents the model’s performance (e.g., accuracy) and $\mathcal{C}(\cdot)$ denotes the inference efficiency (e.g., token count). The coefficient $\lambda \geq 0$ serves as a hyperparameter controlling the model’s preference between sufficient reasoning and concise generation.

4.2. Anchor-based Process Reward (APR)

We adopt the RLVR paradigm to instantiate the aforementioned objective defined in Eq. 7.

Reward with Length Penalty To incorporate the efficiency constraint (i.e., $\mathcal{C}(\pi_\theta)$), a conventional approach augments the accuracy reward with a penalty proportional to the generated sequence length:

$$R_{\text{len}}(y) = \mathbb{I}(\hat{y} = y^*) - \beta \cdot L(y) \quad (8)$$

where $\mathbb{I}(\cdot)$ is the correctness indicator function, β is the penalty coefficient and $L(y)$ denotes the length reward, which varies across different methods. However, this coarse-grained penalty applies uniformly to the entire sequence, making no distinction between necessary derivation and redundant verification. As a result, it provides a misaligned training signal: the model is indiscriminately discouraged from generating tokens, rather than being specifically guided to suppress the truly redundant segment.

To achieve a more granular trade-off between reasoning performance and efficiency, we propose to replace the response-level length penalty with a structure-aware process supervision signal. Motivated by the informational contrast between reasoning phases, we design **Anchor-based Process Reward (APR)** to penalize the redundant Answer-Stable Tail (AST) while preserving the necessary pre-anchor phases. We first identify the reasoning anchor $t_{\text{anc}}(y, \hat{y})$ using Eq. 1 and use $L_{\text{AST}}(y, y_{\text{ref}})$ to refer to the redundancy length defined in Eq. 5. Following the setting in Sec. 3.3, we focus on *complete* responses that contain the closing tag `</think>` and use the self-generated final answer \hat{y} as the reference to localize redundancy.

Anchor-based Process Reward (APR). To preserve end-task correctness, we penalize the AST length only when the final answer is correct:

$$R_{\text{APR}}(y) = \mathbb{I}(\hat{y} = y^*) \cdot (1 - \beta L_{\text{AST}}(y, \hat{y})) \quad (9)$$

where $\mathbb{I}(\cdot)$ is the indicator function and β controls the strength of the redundancy penalty. This zero lower bound prevents a misalignment where incorrect complete responses receive negative rewards lower than truncated rollouts, which would incentivize the model to prefer truncation.

4.3. Policy Optimization: From GRPO to DAPO

While R_{APR} can be integrated into a range of policy optimization paradigms, the optimization algorithm can meaningfully affect how length-related signals are translated into stable learning updates. In this section, we discuss a normalization-related limitation that may arise when applying standard Group Relative Policy Optimization (GRPO) (Shao et al., 2024) to length-aware rewards,

and then introduce Direct Alignment Policy Optimization (DAPO) (Yu et al., 2025) as a practical alternative.

A limitation of GRPO under length-aware rewards.

GRPO estimates the group-normalized advantage by standardizing rewards within a group: $\hat{A}_i = \frac{R_i - \mu_R}{\sigma_R + \epsilon}$, where μ_R and σ_R are the mean and standard deviation of the rewards $\{R_i\}_{i=1}^G$ within the group, and $\epsilon > 0$ is a small stabilizer. While such normalization is widely used and generally effective for binary outcome signals, it can reduce the effective sensitivity to the penalty coefficient β in homogeneous groups. Consider a *Correct-but-Verbose* scenario where a group consists entirely of correct responses ($\hat{y} = y^*$, i.e., $\mathbb{I} = 1$) that differ only in their AST length.

Recall $R_{\text{APR}}(y) = 1 - \beta L_{\text{AST}}(y, \hat{y})$ for these correct responses. In a fully correct group, the constant term is removed by mean subtraction, yielding:

$$\hat{A}_i = \frac{-\beta(L_i - \mu_L)}{\beta\sigma_L + \epsilon} \quad (10)$$

where L_i denotes L_{AST} for the i -th rollout and μ_L, σ_L are the mean and standard deviation of $\{L_i\}$ within the group. When the within-group variation is dominated by the length term (i.e., $\beta\sigma_L \gg \epsilon$), Eq. 10 reduces to:

$$\hat{A}_i \approx -\frac{L_i - \mu_L}{\sigma_L} \quad (11)$$

This derivation indicates that, in this regime, the normalized optimization signal becomes approximately independent of β . As a result, tuning β may have limited effect on the strength of the length preference within such homogeneous groups, which can make the accuracy-efficiency trade-off harder to calibrate in practice.

DAPO as an alternative. To mitigate this normalization issue in homogeneous batches, we employ DAPO as an alternative optimization choice. DAPO introduces a dynamic sampling mechanism (Appendix C) that filters for groups with correctness and performs policy updates using only groups that contain both correct and incorrect responses:

$$\begin{aligned} \mathcal{J}_{\text{DAPO}}(\theta) &= \mathbb{E}_{(q,a) \sim \mathcal{D}, \{o_i\}_{i=1}^G \sim \pi_{\theta_{\text{old}}}(\cdot|q)} [\dots] \\ \text{s.t. } 0 &< |\{o_i \mid \text{is_correct}(o_i)\}| < G \end{aligned} \quad (12)$$

By excluding homogeneous groups, specifically the *Correct-but-Verbose* scenarios where reward variance is purely length-dependent, DAPO bypasses the degenerate regime where the penalty coefficient β is neutralized by normalization. Under this formulation, the length penalty functions as a consistent margin modulator within a stable optimization landscape dominated by correctness signals, rather than acting as the sole, volatile source of variance. This ensures that β remains a controllable hyperparameter for tuning the accuracy-efficiency trade-off.

Table 2. Comparison of performance and efficiency across five common mathematical reasoning benchmarks. We generate 16 response samples per problem to report the average Pass@1 accuracy (%), average generation length (tokens), and AE Score. The best results are highlighted in **bold** and the second-best in underlined.

Model	AIME24			AMC			MATH500			Minerva			Olympiad_bench			Overall Performance		
	Avg. @16	Avg. Tokens	AE ↑ Score	Avg. @16	Avg. Tokens	AE ↑ Score	Avg. @16	Avg. Tokens	AE ↑ Score	Avg. @16	Avg. Tokens	AE ↑ Score	Avg. @16	Avg. Tokens	AE ↑ Score	Δ (%) Acc.	Δ (%) Tokens	AE ↑ Score
<i>Based on DeepSeek-R1-Distill-Qwen-1.5B</i>																		
Original Model	19.2	7278	-	51.5	5727	-	<u>85.1</u>	3112	-	30.3	4082	-	37.5	5775	-	-	-	-
AdaptThink-1.5B-delta0.05	26.2	6172	1.25	61.7	3428	1.00	80.8	<u>1532</u>	0.26	24.7	1637	-0.33	40.1	3612	0.58	4.4%	36.9%	0.50
L1-Qwen-1.5B-Max	28.8	2893	<u>2.10</u>	67.8	2300	1.55	84.8	1899	0.37	29.4	2779	0.17	46.2	2311	<u>1.30</u>	14.9%	53.1%	0.98
TrainingEfficient_DS-1.5B	29.2	6245	1.70	58.9	4231	0.69	81.8	2285	0.07	27.0	3018	-0.28	40.9	4523	0.49	6.4%	21.8%	0.41
DS-1.5B-thinkprune-iter2k	<u>30.0</u>	4670	2.05	65.2	2964	1.28	83.1	1822	0.30	27.6	2118	0.04	42.9	3162	0.88	11.3%	43.3%	0.77
Laser-L8192-1.5B	27.3	6139	1.42	68.3	4212	1.24	84.9	2608	0.15	<u>31.1</u>	3638	0.19	<u>47.1</u>	4076	1.06	15.7%	20.4%	0.68
Laser-DE-L4096-1.5B	25.6	5173	1.29	65.9	3333	1.26	82.8	1909	0.25	29.0	2289	0.22	44.2	3335	0.96	10.7%	38.2%	0.70
DLER-R1-1.5B-Research	32.1	<u>3376</u>	2.55	74.2	2559	1.88	86.9	1787	0.49	31.5	2225	0.57	49.7	2595	1.53	22.7%	51.7%	1.20
APR-1.5B (Ours)	29.0	3767	2.01	<u>69.6</u>	<u>2532</u>	<u>1.61</u>	84.7	1513	0.49	30.2	<u>1985</u>	<u>0.50</u>	46.4	<u>2450</u>	1.29	<u>16.3%</u>	<u>52.8%</u>	<u>1.02</u>
<i>Based on DeepSeek-R1-Distill-Qwen-7B</i>																		
Original Model	37.7	6707	-	69.5	5014	-	86.7	3274	-	36.2	4266	-	46.1	5395	-	-	-	-
AdaptThink-7B-delta0.05	45.6	6255	0.70	75.2	4103	0.43	88.2	1946	0.46	35.1	2570	0.25	50.8	4402	0.49	6.7%	21.8%	0.42
L1-Qwen-7B-Max	44.8	4041	0.96	77.4	2742	0.79	90.2	2125	0.47	<u>38.9</u>	2120	0.73	52.5	2835	0.89	10.0%	43.8%	0.74
TrainingEfficient_DS-7B	42.1	6230	0.42	75.3	4169	0.42	89.1	2427	0.34	37.7	2940	0.44	51.8	4437	0.55	7.2%	18.1%	0.40
SB_DS7B_alpha.2	45.4	3955	1.02	74.4	2272	0.76	82.6	1037	0.45	31.6	901	0.15	49.6	2361	0.79	2.7%	57.3%	0.65
Laser-DE-L4096-7B	<u>47.7</u>	4642	<u>1.10</u>	<u>82.1</u>	2793	0.99	<u>91.5</u>	1634	<u>0.67</u>	<u>38.9</u>	1850	<u>0.79</u>	<u>56.0</u>	2998	1.09	<u>14.5%</u>	43.6%	0.87
DLER-R1-7B-Research	51.3	<u>3209</u>	1.60	83.3	2230	1.15	91.8	<u>1429</u>	0.74	39.5	1798	0.85	57.2	<u>2316</u>	1.29	17.0%	55.5%	1.06
APR-7B (Ours)	44.0	3051	1.04	81.4	<u>2256</u>	<u>1.06</u>	90.3	1494	<u>0.67</u>	38.4	<u>1647</u>	<u>0.79</u>	54.0	2235	<u>1.10</u>	11.5%	<u>56.7%</u>	<u>0.91</u>

5. Experiment

5.1. Setup

Implementation Details. We select DeepSeek-R1-Distill-Qwen-1.5B and 7B (Guo et al., 2025) as our backbone LLMs, given their widespread adoption as strong baselines. The training dataset is the DeepScaleR-preview (Luo et al., 2025b), which comprises 40K mathematical problems drawn from the AIME, AMC, Omni-MATH, and Still datasets. Guided by our preliminary findings in Section 3.2, we removed samples where rule-based methods struggle to identify the correct anchor, resulted in a curated subset of 33,113 samples. We implement our method based on **VerL** (Sheng et al., 2024), an open-source RL training library for post-training. We adhere to the original prompt template from DeepSeek-R1 to ensure fair comparison (see Appendix D.4). The training configuration includes a global batch size of $N = 128$, a rollout group size of $n = 8$, and a maximum sequence length of 8,192 tokens. A comprehensive list of hyperparameters is provided in Appendix D.5.

Baselines. To validate the effectiveness of APR, we compare our method against six widely-used, open-source efficient-reasoning models detailed in Appendix D.3. All results are derived from evaluating the officially released checkpoints under a unified experimental setup.

Evaluation. We evaluate the average Pass@1 accuracy and generation length over 16 samples, as well as the AE score, an inference efficiency metric detailed in Appendix D.1, across five datasets: AIME24 (MAA, 2024),

AMC (MAA, 2022-2023), MATH500 (Hendrycks et al., 2021), Minerva (Lewkowycz et al., 2022), and Olympiad Bench (He et al., 2024). AIME25 results are omitted due to their high consistency with AIME24 performance. All evaluations are conducted using vLLM (Kwon et al., 2023) as the inference backend with a sampling temperature of 0.6 and a maximum response length of 8,192 tokens.

5.2. Main Results

Pareto Frontier of Performance-Efficiency. Visualizing the accuracy-length trade-offs averaged across five datasets in Fig. 4 in Appendix A reveals that our APR model achieves the Pareto frontier across both 1.5B and 7B scales. Table 2 provides a detailed report on the accuracy, generation length, and AE scores for all compared baselines across the datasets. In terms of inference efficiency, our APR model consistently ranks first or second in generation length across all evaluated benchmarks, except for AIME24. In comparison, L1-Qwen-1.5B-Max, which rivals our model in generation length, underperforms in terms of accuracy. Such findings demonstrate that the APR method effectively reduces the generation length of LLMs, thereby enhancing inference efficiency. Furthermore, APR maintains competitive reasoning performance relative to other models. While it may not strictly dominate every individual dataset, APR ranks second in terms of average performance across the five benchmarks, suggesting strong robustness across diverse tasks. We also calculated the AE scores based on average accuracy and length, where our model shows clear advantages on all datasets excluding AIME24, highlighting an excellent balance between performance and efficiency.

Table 3. Average thinking length and redundancy ratio for 1.5B models across five datasets. **Bold**: best; underlined: second-best. See detailed Table 4 in Appendix A.

1.5B Models	L1 -Max	Training Efficient	Think Prune	Laser -DE	DLER -R1	APR -1.5B
Thinking Length ↓	<u>2102</u>	2320	2146	2417	2129	2011
Redundancy Ratio ↓	27.8%	21.9%	<u>20.2%</u>	20.3%	23.0%	14.2%

Substantial Reduction of Structural Redundancy. To investigate the source of length reduction, we leveraged the rule-based anchor localization method proposed in Section 3 to quantify the Answer-Stable Tail using 16 samples from our best-performing 1.5B and 7B models, as shown in Table 3. Compared to all baselines, our model exhibits the lowest length of thinking process and AST redundancy ratio. These results confirm that the APR method specifically targets and reduces the proportion of AST redundancy, with the anchor-based process reward playing a pivotal role in efficient reasoning. The comparison further implies that global length penalties lack the granularity to effectively eliminate structural redundancy, as they fail to provide precise penalization for the truly redundant segments.

Dense Rewards Facilitate Efficient Training. Computational resources during RL training are a critical bottleneck for LRM deployment. Taking the 1.5B model as a case study, we compared the training resource consumption with L1-Qwen-1.5-Max, selected for its similar AE score and the availability of detailed training specifications. It is important to note that their starting point, the base LRM (DeepScaleR-1.5B-Preview), is already a strong checkpoint that has undergone 1,750 steps (3,800 A100 hours) of training on top of DS-1.5B (our base LRM). Under identical settings except for training steps and rollout counts (see Appendix D.5), L1 requires a total of 820 steps (700 for stage 1 and 120 for stage 2), while our best model is achieved after only 250 steps of DAPO training with half the rollout count of L1. Despite starting from a weaker base LRM and consuming fewer resources, APR achieves comparable or superior overall performance. We attribute this high training efficiency to the dense and accurate feedback signals provided by the process reward, which guide policy optimization more effectively than sparse outcome rewards.

5.3. Ablation Study

Comparison of Anchor Localization Methods. To investigate the divergence between Rule-based and Model-based localization methods, we employed two parallel experimental settings using the DAPO: an 1.5B model with $\beta = 2e-4$ trained for 250 steps and a 7B model with $\beta = 5e-4$ trained for 100 steps. As shown in Fig. 5 in Appendix A.3, our results indicate that the rule-based method consistently outperforms the model-based approach in terms of accuracy

with a slight advantage, while yielding comparable results in generation length. Notably, the performance gap becomes more pronounced on the AIME24 dataset which corroborates Observation 1 in Section 3.3, suggesting that the model-based locator is prone to “lost-in-the-middle” hallucinations when identifying anchors within long contexts. As a result, our optimal model utilizes the rule-based anchor localization method to determine the length of AST.

Sensitivity Analysis of Penalty Coefficient β . To determine β , we analyzed the redundancy distribution of sampled training trajectories, which revealed an average redundant length (L_{avg}) of $\approx 1,400$ tokens. To ensure positive initial rewards ($1 - \beta \cdot L_{\text{avg}} > 0$), we derived an upper bound of $\beta < 6e-4$ and selected $\beta \in \{2e-4, 5e-4\}$. We compared two penalty coefficients using the DS-1.5B model trained with GRPO for 250 steps, observing obvious performance divergences. Specifically, the $\beta = 2e-4$ setting improves accuracy by 4.0% higher than the $5e-4$ setting, but with a 4.4% smaller reduction in generation length. This indicates that the length penalty coefficient serves as a critical factor for balancing the trade-off between performance and efficiency in LRMs. Our reported 1.5B model is trained with $\beta = 2e-4$, and the 7B model with $\beta = 5e-4$.

Choice of Policy Optimization: DAPO vs. GRPO. Based on the DS-1.5B model, we compared the two algorithms in terms of average accuracy and generation length. For accuracy improvement ($\beta = 2e-4$), GRPO requires 250 steps to match the performance of DAPO at 50 steps. For length reduction ($\beta = 5e-4$), the disparity is more pronounced: GRPO needs 600 steps to achieve the compactness DAPO reaches in just 50 steps. We attribute DAPO’s efficiency to its soft overlong punishment, which effectively mitigates exploration issues during the early training stages. However, the effectiveness of the APR penalty itself is validated by GRPO’s subsequent behavior. Between steps 50 and 100, GRPO exhibits a rapid 13.6% length reduction, a rate that actually surpasses that of DAPO. This confirms that the APR penalty provides a consistently strong gradient signal for redundancy elimination, while DAPO serves to unlock this potential more efficiently in the initial phase.

6. Conclusion

In this work, we conceptually rethink the essence of overthinking in LRMs as originating from intrinsic structural redundancy. We introduce the Reasoning Anchor to localize the repetitive verification phase following answer stabilization, termed the Answer-Stable Tail (AST). Building on this, we propose the Anchor-based Process Reward method combined with the DAPO policy optimization algorithm, achieving the Pareto frontier across five mathematical reasoning datasets while utilizing fewer training resources.

Acknowledgements

This work was supported in part by the National Science Foundation of China (Nos. 62276056 and U24A20334), the Yunnan Fundamental Research Projects (No.202401BC070021), the Yunnan Science and Technology Major Project (No. 202502AD080014), the Fundamental Research Funds for the Central Universities (Nos. N25BSS054 and N25BSS094), and the Program of Introducing Talents of Discipline to Universities, Plan 111 (No.B16009).

Impact Statement

This paper presents work whose goal is to advance the field of Machine Learning. There are many potential societal consequences of our work, none which we feel must be specifically highlighted here.

References

- Aggarwal, P. and Welleck, S. L1: Controlling how long a reasoning model thinks with reinforcement learning. *ArXiv preprint*, abs/2503.04697, 2025. URL <https://arxiv.org/abs/2503.04697>.
- Arora, D. and Zanette, A. Training language models to reason efficiently. *ArXiv preprint*, abs/2502.04463, 2025. URL <https://arxiv.org/abs/2502.04463>.
- Chang, K., Xu, S., Wang, C., Luo, Y., Liu, X., Xiao, T., and Zhu, J. Efficient prompting methods for large language models: A survey. *ArXiv preprint*, abs/2404.01077, 2024. URL <https://arxiv.org/abs/2404.01077>.
- Chang, K., Shi, Y., Wang, C., Zhou, H., Hu, C., Liu, X., Luo, Y., Ge, Y., Xiao, T., and Zhu, J. Step-level verifier-guided hybrid test-time scaling for large language models. In *Proceedings of the 2025 Conference on Empirical Methods in Natural Language Processing*, pp. 18473–18488, 2025.
- Chen, X., Xu, J., Liang, T., He, Z., Pang, J., Yu, D., Song, L., Liu, Q., Zhou, M., Zhang, Z., et al. Do not think that much for $2+3=?$ on the overthinking of o1-like llms. *ArXiv preprint*, abs/2412.21187, 2024. URL <https://arxiv.org/abs/2412.21187>.
- Cheng, Z., Chen, D., Fu, M., and Zhou, T. Optimizing length compression in large reasoning models. *ArXiv preprint*, abs/2506.14755, 2025. URL <https://arxiv.org/abs/2506.14755>.
- Dumitru, R.-G., Peteleaza, D., Yadav, V., and Pan, L. Conciserl: Conciseness-guided reinforcement learning for efficient reasoning models. *ArXiv preprint*, abs/2505.17250, 2025. URL <https://arxiv.org/abs/2505.17250>.
- Guo, D., Yang, D., Zhang, H., Song, J., Zhang, R., Xu, R., Zhu, Q., Ma, S., Wang, P., Bi, X., et al. Deepseek-r1: Incentivizing reasoning capability in llms via reinforcement learning. *ArXiv preprint*, abs/2501.12948, 2025. URL <https://arxiv.org/abs/2501.12948>.
- Hammoud, H. A. A. K., Alhamoud, K., Hammoud, A., Bou-Zeid, E., Ghassemi, M., and Ghanem, B. Train long, think short: Curriculum learning for efficient reasoning. *ArXiv preprint*, abs/2508.08940, 2025. URL <https://arxiv.org/abs/2508.08940>.
- He, C., Luo, R., Bai, Y., Hu, S., Thai, Z., Shen, J., Hu, J., Han, X., Huang, Y., Zhang, Y., et al. Olympiadbench: A challenging benchmark for promoting agi with olympiad-level bilingual multimodal scientific problems. In *Proceedings of the 62nd Annual Meeting of the Association for Computational Linguistics (Volume 1: Long Papers)*, pp. 3828–3850, 2024.
- He, Y., Ding, X., Cai, B., Zhang, Y., Xiong, K., Sun, Z., Qin, B., and Liu, T. Self-route: Automatic mode switching via capability estimation for efficient reasoning. *ArXiv preprint*, abs/2505.20664, 2025. URL <https://arxiv.org/abs/2505.20664>.
- Hendrycks, D., Burns, C., Kadavath, S., Arora, A., Basart, S., Tang, E., Song, D., and Steinhardt, J. Measuring mathematical problem solving with the math dataset. *ArXiv preprint*, abs/2103.03874, 2021. URL <https://arxiv.org/abs/2103.03874>.
- Hou, B., Zhang, Y., Ji, J., Liu, Y., Qian, K., Andreas, J., and Chang, S. Thinkprune: Pruning long chain-of-thought of llms via reinforcement learning. *ArXiv preprint*, abs/2504.01296, 2025. URL <https://arxiv.org/abs/2504.01296>.
- Kaneman, K. Thinking fast and slow. farrar, straus and giroux, 2011.
- Kwon, W., Li, Z., Zhuang, S., Sheng, Y., Zheng, L., Yu, C. H., Gonzalez, J. E., Zhang, H., and Stoica, I. Efficient memory management for large language model serving with pagedattention. In *Proceedings of the ACM SIGOPS 29th Symposium on Operating Systems Principles*, 2023.
- Lambert, N., Morrison, J., Pyatkin, V., Huang, S., Ivison, H., Brahman, F., Miranda, L. J. V., Liu, A., Dziri, N., Lyu, S., et al. Tulu 3: Pushing frontiers in open language model post-training. *ArXiv preprint*, abs/2411.15124, 2024. URL <https://arxiv.org/abs/2411.15124>.

- Lewkowycz, A., Andreassen, A., Dohan, D., Dyer, E., Michalewski, H., Ramasesh, V. V., Slone, A., Anil, C., Schlag, I., Gutman-Solo, T., Wu, Y., Neyshabur, B., Gur-Ari, G., and Misra, V. Solving quantitative reasoning problems with language models. In Koyejo, S., Mohamed, S., Agarwal, A., Belgrave, D., Cho, K., and Oh, A. (eds.), *Advances in Neural Information Processing Systems 35: Annual Conference on Neural Information Processing Systems 2022, NeurIPS 2022, New Orleans, LA, USA, November 28 - December 9, 2022*, 2022. URL http://papers.nips.cc/paper_files/paper/2022/hash/18abbef8cfe9203fdf9053c9c4fe19\1-Abstract-Conference.html.
- Li, Y., Ma, L., Zhang, J., Tang, L., Zhang, W., and Luo, G. Leash: Adaptive length penalty and reward shaping for efficient large reasoning model. *ArXiv preprint*, abs/2512.21540, 2025. URL <https://arxiv.org/abs/2512.21540>.
- Liang, G., Zhong, L., Yang, Z., and Quan, X. Thinkswitcher: When to think hard, when to think fast. *ArXiv preprint*, abs/2505.14183, 2025. URL <https://arxiv.org/abs/2505.14183>.
- Liu, S.-Y., Dong, X., Lu, X., Diao, S., Liu, M., Chen, M.-H., Yin, H., Wang, Y.-C. F., Cheng, K.-T., Choi, Y., et al. Dler: Doing length penalty right-incentivizing more intelligence per token via reinforcement learning. *ArXiv preprint*, abs/2510.15110, 2025a. URL <https://arxiv.org/abs/2510.15110>.
- Liu, W., Zhou, R., Deng, Y., Huang, Y., Liu, J., Deng, Y., Zhang, Y., and He, J. Learn to reason efficiently with adaptive length-based reward shaping, 2025b. URL <https://arxiv.org/abs/2505.15612>.
- Luo, H., Shen, L., He, H., Wang, Y., Liu, S., Li, W., Tan, N., Cao, X., and Tao, D. O1-pruner: Length-harmonizing fine-tuning for o1-like reasoning pruning. *ArXiv preprint*, abs/2501.12570, 2025a. URL <https://arxiv.org/abs/2501.12570>.
- Luo, M., Tan, S., Wong, J., Shi, X., Tang, W., Roongta, M., Cai, C., Luo, J., Zhang, T., Li, E., Popa, R. A., and Stoica, I. Deepscaler: Surpassing o1-preview with a 1.5b model by scaling rl, 2025b. Notion Blog.
- MAA. American mathematics competitions. Online, 2022-2023. URL https://artofproblemsolving.com/wiki/index.php/AMC_12_Problems_and_Solutions.
- MAA. American invitational mathematics examination. Online, 2024. URL https://artofproblemsolving.com/wiki/index.php/AIME_Problems_and_Solutions.
- Muennighoff, N., Yang, Z., Shi, W., Li, X. L., Fei-Fei, L., Hajishirzi, H., Zettlemoyer, L., Liang, P., Candès, E., and Hashimoto, T. B. s1: Simple test-time scaling. In *Proceedings of the 2025 Conference on Empirical Methods in Natural Language Processing*, pp. 20286–20332, 2025.
- OpenAI. Openai o1 system card, 2024. URL <https://openai.com/index/openai-o1-system-card/>. Accessed: 2024-11-07.
- OpenAI. Introducing gpt-5, 2025. URL <https://openai.com/index/introducing-gpt-5/>.
- Shao, Z., Wang, P., Zhu, Q., Xu, R., Song, J., Bi, X., Zhang, H., Zhang, M., Li, Y., et al. Deepseekmath: Pushing the limits of mathematical reasoning in open language models. *ArXiv preprint*, abs/2402.03300, 2024. URL <https://arxiv.org/abs/2402.03300>.
- Sheng, G., Zhang, C., Ye, Z., Wu, X., Zhang, W., Zhang, R., Peng, Y., Lin, H., and Wu, C. Hybridflow: A flexible and efficient rlhf framework. *arXiv preprint arXiv:2409.19256*, 2024.
- Snell, C., Lee, J., Xu, K., and Kumar, A. Scaling llm test-time compute optimally can be more effective than scaling model parameters. *ArXiv preprint*, abs/2408.03314, 2024. URL <https://arxiv.org/abs/2408.03314>.
- Su, J. and Cardie, C. Thinking fast and right: Balancing accuracy and reasoning length with adaptive rewards. *ArXiv preprint*, abs/2505.18298, 2025. URL <https://arxiv.org/abs/2505.18298>.
- Su, J., Healey, J., Nakov, P., and Cardie, C. Between underthinking and overthinking: An empirical study of reasoning length and correctness in llms. *ArXiv preprint*, abs/2505.00127, 2025. URL <https://arxiv.org/abs/2505.00127>.
- Team, K., Du, A., Gao, B., Xing, B., Jiang, C., Chen, C., Li, C., Xiao, C., Du, C., Liao, C., et al. Kimi k1. 5: Scaling reinforcement learning with llms. *ArXiv preprint*, abs/2501.12599, 2025. URL <https://arxiv.org/abs/2501.12599>.
- Team, Q. Qwq: Reflect deeply on the boundaries of the unknown. *Hugging Face*, 2024.
- Team, Q. Qwq-32b: Embracing the power of reinforcement learning, March 2025. URL <https://qwenlm.github.io/blog/qwq-32b/>.
- Wang, Y., Li, X., Gong, C., Liu, Z., Zhang, S., Liu, R., and Zhao, X. Efficient reasoning via reward model.

ArXiv preprint, abs/2511.09158, 2025. URL <https://arxiv.org/abs/2511.09158>.

Xiang, V., Blagden, C., Rafailov, R., Lile, N., Truong, S., Finn, C., and Haber, N. Just enough thinking: Efficient reasoning with adaptive length penalties reinforcement learning. *ArXiv preprint*, abs/2506.05256, 2025. URL <https://arxiv.org/abs/2506.05256>.

Yang, A., Li, A., Yang, B., Zhang, B., Hui, B., Zheng, B., Yu, B., Gao, C., Huang, C., Lv, C., et al. Qwen3 technical report. *ArXiv preprint*, abs/2505.09388, 2025. URL <https://arxiv.org/abs/2505.09388>.

Yi, J., Wang, J., and Li, S. Shorterbetter: Guiding reasoning models to find optimal inference length for efficient reasoning. *ArXiv preprint*, abs/2504.21370, 2025. URL <https://arxiv.org/abs/2504.21370>.

Yu, Q., Zhang, Z., Zhu, R., Yuan, Y., Zuo, X., Yue, Y., Dai, W., Fan, T., Liu, G., Liu, L., et al. Dapo: An open-source llm reinforcement learning system at scale. *ArXiv preprint*, abs/2503.14476, 2025. URL <https://arxiv.org/abs/2503.14476>.

Yue, Y., Chen, Z., Lu, R., Zhao, A., Wang, Z., Song, S., and Huang, G. Does reinforcement learning really incentivize reasoning capacity in llms beyond the base model? *ArXiv preprint*, abs/2504.13837, 2025. URL <https://arxiv.org/abs/2504.13837>.

Zhang, D., Wu, J., Lei, J., Che, T., Li, J., Xie, T., Huang, X., Zhang, S., Pavone, M., Li, Y., et al. Llama-berry: Pairwise optimization for olympiad-level mathematical reasoning via o1-like monte carlo tree search. In *Proceedings of the 2025 Conference of the Nations of the Americas Chapter of the Association for Computational Linguistics: Human Language Technologies (Volume 1: Long Papers)*, pp. 7315–7337, 2025a.

Zhang, J., Lin, N., Hou, L., Feng, L., and Li, J. Adapt-think: Reasoning models can learn when to think. *ArXiv preprint*, abs/2505.13417, 2025b. URL <https://arxiv.org/abs/2505.13417>.

A. Additional Experimental Results

A.1. Pareto Frontier

We present the performance-efficiency Pareto frontier averaged across five datasets in Fig. 4. Both APR-1.5B and APR-7B successfully achieve the Pareto frontier. Notably, APR-1.5B shortens generation length by up to 52.8% while improving accuracy by 16.3%, and APR-7B achieves a 56.7% length reduction accompanied by a 11.5% accuracy gain.

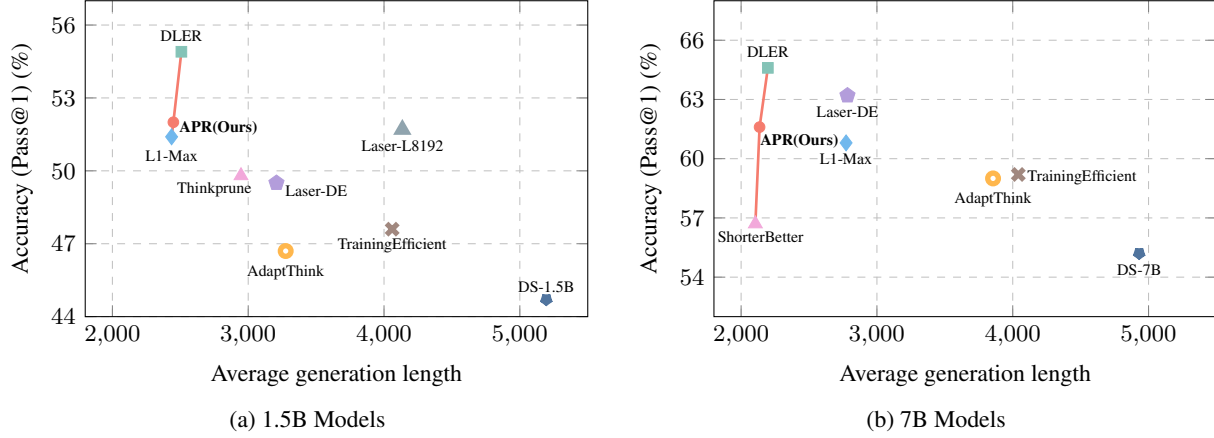


Figure 4. Performance-efficiency Pareto frontier averaged across five datasets.

A.2. Structural Redundancy Ratio

Table 4 presents a detailed comparison of average generation length and AST redundancy ratio for all 1.5B and 7B models across five datasets.

Table 4. Comparison of structural redundancy across five common mathematical reasoning benchmarks. We generate 16 response samples per problem to report the average length of the thinking process and AST redundancy ratio. The best results are highlighted in **bold** and the second-best in underlined.

Models	AIME24		AMC		MATH500		Minerva		Olympiad Bench	
	Thinking Length ↓	Redundancy Ratio ↓	Thinking Length ↓	Redundancy Ratio ↓	Thinking Length ↓	Redundancy Ratio ↓	Thinking Length ↓	Redundancy Ratio ↓	Thinking Length ↓	Redundancy Ratio ↓
<i>Based on DeepSeek-R1-Distill-Qwen-1.5B</i>										
DeepSeek-R1-Distill-Qwen-1.5B	4252	33.0%	3346	45.9%	2388	45.3%	3314	33.0%	3456	43.6%
AdaptThink-1.5B-delta0.05	4965	19.6%	3660	26.9%	3774	20.4%	3278	10.8%	4419	30.7%
L1-Qwen-1.5B-Max	2553	15.4%	1955	31.4%	1605	36.7%	2422	26.8%	1977	28.8%
TrainingEfficient.alpha.0.1_DS-1.5B	3452	14.9%	2315	24.5%	1433	25.6%	1924	18.1%	2477	26.6%
DS-1.5B-thinkprune-iter2k	3316	<u>13.2%</u>	2183	19.8%	1313	25.9%	1611	18.5%	2307	<u>23.6%</u>
Laser-L8192-1.5B	4750	22.5%	3474	33.3%	2167	33.5%	3122	23.9%	3481	31.9%
Laser-DE-L4096-1.5B	3767	16.2%	2485	22.8%	1442	22.9%	1785	15.8%	2606	<u>23.6%</u>
DLER-R1-1.5B-Research	2979	14.1%	2159	27.6%	1457	28.4%	1836	19.3%	2216	25.4%
APR-1.5B (Ours)	3207	10.5%	2073	14.2%	1184	15.6%	1574	<u>14.3%</u>	2019	16.5%
<i>Based on DeepSeek-R1-Distill-Qwen-7B</i>										
DeepSeek-R1-Distill-Qwen-7B	4103	28.0%	3285	42.5%	2384	45.3%	2990	34.1%	3236	42.0%
Qwen3-8B	5540	53.9%	4135	64.9%	3028	56.1%	3480	38.0%	3867	54.9%
QwQ-32B	5300	45.6%	4080	58.6%	2637	51.2%	3083	38.0%	3803	50.4%
AdaptThink-7B-delta0.05	4008	20.7%	3200	33.0%	2761	34.3%	2407	24.3%	3274	31.0%
L1-Qwen-7B-Max	3284	12.8%	2248	28.9%	1736	38.7%	1723	24.5%	2332	28.2%
TrainingEfficient.alpha.0.1_DS-7B	3859	20.4%	2693	33.7%	1741	34.9%	2162	25.5%	2848	33.0%
SB_DS7B.alpha.2	2990	8.4%	1724	12.7%	1090	13.1%	840	7.0%	1841	15.5%
Laser-DE-L4096-7B	3528	13.7%	2168	22.6%	1247	23.8%	1456	<u>16.0%</u>	2341	22.9%
DLER-R1-7B-Research	2821	15.1%	1819	28.5%	1128	27.8%	1442	21.8%	1935	26.4%
APR-7B (Ours)	2606	<u>9.2%</u>	1816	<u>21.2%</u>	1144	<u>23.7%</u>	1254	17.1%	1793	<u>21.0%</u>

A.3. Comparison of Anchor Localization Methods

Fig. 5 (a) empolys DS-1.5B trained with DAPO for 250 steps, with the length-penalty coefficient $\beta = 2e-4$; Fig. 5 (b) empolys DS-7B trained with DAPO for 100 steps, with the length-penalty coefficient $\beta = 5e-4$.

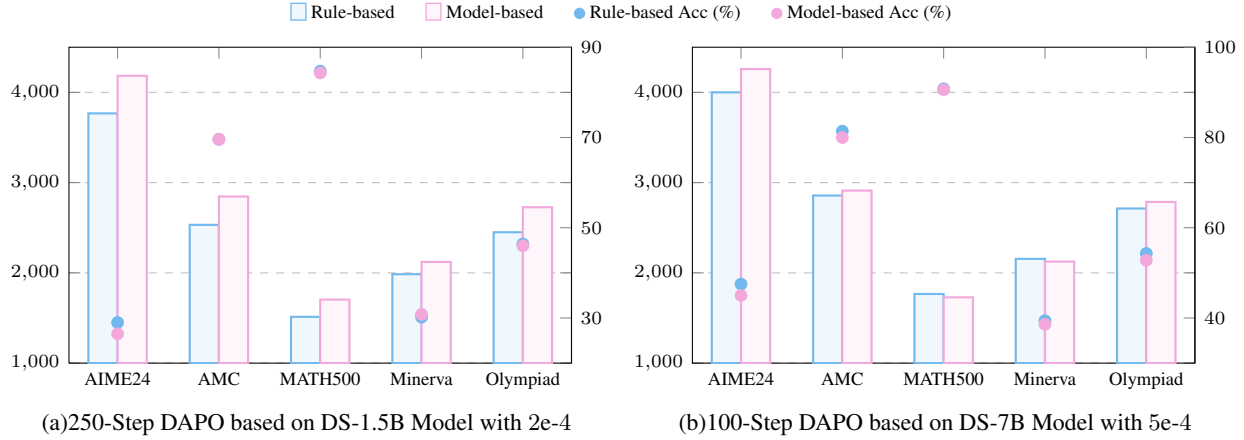


Figure 5. Comparison of Rule-based and Model-based Anchor Localization Methods (Left y-axis: average generation length; Right y-axis: average Pass@1 accuracy, averaged over 16 samples).

B. Implementation Details of Anchor Localization

B.1. Keywords for Rule-based Localization

Conclusion Keywords:

‘therefore’, ‘thus’, ‘hence’, ‘so’, ‘answer’, ‘solution’, ‘result’, ‘final’, ‘indeed’, ‘conclude’, ‘equals’, ‘valid’, ‘set’, ‘maybe’, ‘seem’, ‘perhaps’, ‘we get’, ‘we have’, ‘i get’, ‘would be’, ‘should be’, ‘it is’, ‘it’s’, ‘that’s’, ‘lead to’, ‘value of’, ‘the only’, ‘correct option’, ‘maximum possible’

Verification Keywords:

‘check’, ‘verify’, ‘confirm’, ‘wait’, ‘make sure’, ‘double-check’, ‘let me’, ‘let’s’, ‘straightforward’, ‘miss anything’, ‘is that right’, ‘is that correct’, ‘is that all’

B.2. Training Details for Anchor Locator

Data Construction for Anchor Locator We synthesized the SFT dataset for the Anchor Locator through a rigorous two-stage filtering process.

Stage 1: Initial Sampling and Screening. We first randomly sampled 30,000 queries from the DeepScaleR-Preview dataset and divided them equally into three subsets. For each subset, we generated a single reasoning response using DS-1.5B, DS-7B, and Qwen3-8B, respectively. From these raw outputs, we filtered out responses missing the closing `</think>` tag and selected 5,000 valid reasoning traces from each model (totaling 15,000 samples) as the input for annotation.

We then prompted the advanced LLM Gemini3-Flash² with the temperature of 1 to identify and extract the specific sentence where the final answer first emerges within the reasoning trace (see Appendix D.4 for the full prompt template).

Stage 2: Consistency Filtering. Upon obtaining the extractions from Gemini3-Flash, we performed a strict validity check to filter out instances where the extracted sentence did not appear verbatim in the original reasoning trace (indicating hallucination). This process resulted in a final high-quality dataset comprising 12,000 training samples and 500 held-out test samples.

We utilize the Swift framework to fine-tune Qwen3-8B. The hyperparameters used are detailed in Table 5. The model input is constructed by concatenating the the same prompt template used for data construction with the problem statement.

²<https://deepmind.google/models/gemini/flash/>

Table 5. Training hyperparameters for supervised fine-tuning Qwen3-8B.

Parameter	Value
model.type	qwen3
train.type	full
torch.dtype	bfloat16
split_dataset_ratio	0
max.length	10000
num.train.epochs	2
per.device.train.batch.size	4
per.device.eval.batch.size	4
learning.rate	2e-5
gradient.accumulation.steps	1
warmup.ratio	0.01
seed	42
eval.strategy	steps
eval.steps	0.1

C. Policy Optimization Algorithms

Group Relative Policy Optimization. GRPO (Shao et al., 2024) is the currently mainstream method, estimating advantage via intra-group normalization. GRPO estimates advantages in a group-relative manner and avoids fitting an explicit value function. For each query-answer pair (q, a) , the behavior policy $\pi_{\theta_{\text{old}}}$ samples a rollout group of G responses $\{o_i\}_{i=1}^G \sim \pi_{\theta_{\text{old}}}(\cdot | q)$. Let R_i denote the reward assigned to o_i . The advantage for the i -th response is obtained by normalizing rewards within the group:

$$\hat{A}_i = \frac{R_i - \text{mean}(\{R_i\}_{i=1}^G)}{\text{std}(\{R_i\}_{i=1}^G)}. \quad (13)$$

GRPO updates the policy by maximizing the following objective:

$$\mathcal{J}_{\text{GRPO}}(\theta) = \mathbb{E}_{(q,a) \sim \mathcal{D}, \{o_i\}_{i=1}^G \sim \pi_{\theta_{\text{old}}}(\cdot | q)} \left[\frac{1}{G} \sum_{i=1}^G \frac{1}{|o_i|} \sum_{t=1}^{|o_i|} \min(r_{i,t}(\theta) \hat{A}_i, \text{clip}(r_{i,t}(\theta), 1 - \epsilon, 1 + \epsilon) \hat{A}_i) \right], \quad (14)$$

where ϵ is the clipping range of importance sampling ratio:

$$r_{i,t}(\theta) = \frac{\pi_{\theta}(o_{i,t} | q, o_{i,<t})}{\pi_{\theta_{\text{old}}}(o_{i,t} | q, o_{i,<t})}. \quad (15)$$

Direct Alignment Policy Optimization. DAPO (Yu et al., 2025) augments group-based policy optimization with a dynamic sampling strategy to avoid uninformative batches. Concretely, it repeatedly samples prompts and discards groups whose within-group accuracy is degenerate (i.e., all correct or all incorrect), retaining only those with mixed outcomes so that each update batch contains effective learning signals. As a result, the number of sampling attempts per batch becomes adaptive: sampling continues until the batch is filled with prompts whose group accuracy is neither 0 nor 1.

$$\mathcal{J}_{\text{DAPO}}(\theta) = \mathbb{E}_{(q,a) \sim \mathcal{D}, \{o_i\}_{i=1}^G \sim \pi_{\theta_{\text{old}}}(\cdot | q)} \left[\frac{1}{\sum_{i=1}^G |o_i|} \sum_{i=1}^G \sum_{t=1}^{|o_i|} \min(r_{i,t}(\theta) \hat{A}_{i,t}, \text{clip}(r_{i,t}(\theta), 1 - \epsilon_{\text{low}}, 1 + \epsilon_{\text{high}}) \hat{A}_{i,t}) \right]$$

s.t. $0 < |\{o_i \mid \text{is_equivalent}(a, o_i)\}| < G.$

(16)

where

$$r_{i,t}(\theta) = \frac{\pi_{\theta}(o_{i,t} | q, o_{i,<t})}{\pi_{\theta_{\text{old}}}(o_{i,t} | q, o_{i,<t})}, \quad \hat{A}_{i,t} = \frac{R_i - \text{mean}(\{R_i\}_{i=1}^G)}{\text{std}(\{R_i\}_{i=1}^G)}. \quad (17)$$

D. Experimental Details

D.1. Detailed Formulation for Accuracy-Efficiency (AE) Score

Accuracy-Efficiency (AE) Score. To evaluate the trade-off between inference efficiency and task performance, we adopt the Accuracy-Efficiency (AE) Score (Luo et al., 2025a). This metric serves as a unified measure to determine whether a model effectively reduces generation length without sacrificing reasoning accuracy. The scoring function is formulated as:

$$\text{AE Score} = \begin{cases} \varphi \cdot \Delta\text{Length} + \eta \cdot |\Delta\text{Acc}|, & \text{if } \Delta\text{Acc} \geq 0 \\ \varphi \cdot \Delta\text{Length} - \theta \cdot |\Delta\text{Acc}|, & \text{if } \Delta\text{Acc} < 0 \end{cases} \quad (18)$$

where ΔLength and ΔAcc represent the percentage changes in output length and accuracy relative to the base model, respectively. We adhere to the hyperparameter settings recommended by Luo et al. (2025a): $\varphi = 1$ (weight for length reduction), $\eta = 3$ (bonus for accuracy gains), and $\theta = 5$ (penalty for accuracy drops). The asymmetric design, where $\theta > \eta$, ensures that the metric imposes a heavier penalty on performance regression than gains, thereby prioritizing reasoning performance.

D.2. Computational Resources

To accommodate the computational demands of different anchor localization strategies, experiments with Rule-based localization are conducted on eight H100 (80GB) GPUs, while those with Model-based localization are trained on eight H200 (141GB) GPUs.

D.3. Detailed Descriptions of Baselines

Baseline Descriptions. The baselines employed in our experiments are characterized as follows:

- **DeepSeek-R1-Distill-Qwen-1.5B/7B:** The base models without further post-training, serving as the reference for initial performance.
- **AdaptThink-1.5/7B-delta0.05:** AdaptThink (Zhang et al., 2025b) encourages the model to adaptively adjust its generation length according to the difficulty of the problem.
- **L1-Qwen-1.5/7B-Max:** The best-performing model reported in L1 (Aggarwal & Welleck, 2025), which utilizes prompt design to control the computational budget. The model is initialized from DeepScaleR-1.5B-Preview and trained with a context window of 4,096 tokens.
- **TrainingEfficient_alpha_0.1_DS-1.5/7B:** TrainingEfficient (Arora & Zanette, 2025) adopts the group-wise normalized length as the reference and utilizes PPO with the RLOO advantage estimator for RL training.
- **DS-1.5B-thinkprune-iter2k:** ThinkPrune (Hou et al., 2025) iteratively tightens the length budget across training rounds, reducing the limit from 4k to 3k, and finally to 2k tokens.
- **SB_DS7B_alpha_2:** ShorterBetter (Yi et al., 2025) selects the length of the shortest correct response within a group as the reference. It is trained with a context window of 5k (1.5B) or 6k (7B) tokens.
- **Laser-L8192-1.5B, Laser-DE-L4096-1.5/7B:** Laser (Liu et al., 2025b) introduces a difficulty-aware length penalty reward. Note that the former configuration (L8192) does not have a released 7B version.
- **DLER-R1-1.5/7B-Research:** DLER (Liu et al., 2025a) optimizes the RL algorithm using a simple truncation length penalty (set to 2k/4k tokens).

D.4. Prompt Template

Following the principles of efficient prompting outlined in Chang et al. (2024), we designed prompts for LLMs to extract the sentence where the reference answer first appears in the reasoning trace.

Prompt for extracting the first sentence containing the final answer.

You are a reasoning trace analyst. Your role is to identify the first sentence where the model gets the answer of a problem. The goal is to identify the redundant overthinking process after the model has actually solved the problem.

You will be given a reasoning trace, which ends with the '`</think>`' tag; you will also be given the final answer. You must:

1. Identify only the **first** sentence where the model gets the final answer.
2. The sentence you return should be **exactly the same** as the one in the original reasoning trace.
3. If the sentence containing the final answer is not found, please return **NULL**.

Return only the sentence you identify, no extra commentary or explanation.

Final Answer:
{final.answer}

Reasoning trace:
{thinking}

Prompt for extracting the first sentence containing a complete answer.

You are a reasoning trace analyst. Your role is to identify the first sentence where the model gets the answer of a problem. The goal is to identify the redundant overthinking process after the model has actually solved the problem.

You will be given a reasoning trace, which ends with the '`</think>`' tag. You must:

1. Identify only the **first** sentence where the model gets the answer of the problem.
2. The sentence you return should be **exactly the same** as the one in the original reasoning trace.

Return only the sentence you identify, no extra commentary or explanation.

Reasoning trace:
{thinking}

Prompt for LRM reasoning during training and evaluation.

Please reason step by step, and put your final answer within `\boxed{}`.

D.5. Hyperparameters Setting

Table 6. Training hyperparameters for training our APR models based on RL.

Parameter	GRPO	DAPO
algorithm.adv_estimator	grpo	grpo
actor_rollout.ref.actor.loss_agg_mode	token-mean	token-mean
actor_rollout.ref.actor.use_kl_loss	True	False
actor_rollout.ref.actor.kl_loss_type	low_var_kl	low_var_kl
actor_rollout.ref.actor.kl_loss_coef	0.001	0.001
actor_rollout.ref.actor.entropy_coef	0	0
actor_rollout.ref.actor.grad_clip	1.0	1.0
actor_rollout.ref.actor.clip_ratio_low	0.2	0.2
actor_rollout.ref.actor.clip_ratio_high	0.2	0.28
actor_rollout.ref.actor.clip_ratio_c	3.0	10.0
actor_rollout.ref.actor.optim.lr	1e-6	1e-6
actor_rollout.ref.actor.optim.lr_warmup_steps	-1	10
actor_rollout.ref.actor.optim.weight_decay	0.01	0.1
algorithm.use_kl_in_reward	False	False
algorithm.kl_ctrl.kl_coef	0.001	0
algorithm.filter_groups.enable	-	True
algorithm.filter_groups.max_num_gen_batches	-	10
algorithm.filter_groups.metric	-	acc
data.train.batch_size	128	128
data.val.batch_size	512	-
data.gen.batch_size	-	384
actor_rollout.ref.actor.ppo_mini_batch_size	64	64
actor_rollout.ref.actor.ppo_epochs	1	1
data.max_prompt_length	2048	2048
data.max_response_length	8192	8192
actor_rollout.ref.rollout.n	8	8
actor_rollout.ref.rollout.temperature	0.9	0.9
actor_rollout.ref.rollout.top_p	1.0	1.0
actor_rollout.ref.rollout.top_k	-1	-1
reward_model.reward_kwargs.beta	2e-4/5e-4	2e-4/5e-4

Table 7. Training hyperparameters for training L1-Qwen-1.5B-Max based on RL.

Parameter	L1 Exact	L1 Max
algorithm.adv_estimator	grpo	grpo
actor.rollout.ref.actor.use_kl_loss	True	True
actor.rollout.ref.actor.kl_loss_type	low_var_kl	low_var_kl
actor.rollout.ref.actor.kl_loss_coef	0.001	0.001
actor.rollout.ref.actor.optim.lr	1e-6	4e-6
actor.rollout.ref.model.use_remove_padding	True	False
trainer.total_epochs	3	1
data.train_batch_size	128	128
data.val_batch_size	512	512
actor.rollout.ref.actor.ppo_mini_batch_size	64	64
data.max_prompt_length	1024	1024
data.max_response_length	4096	4500
actor.rollout.ref.rollout.n	16	16
actor.rollout.ref.rollout.temperature	0.6	0.6
actor.rollout.ref.rollout.enforce_eager	False	True
actor.rollout.ref.rollout.free_cache_engine	False	True
reward.config.sigmoid_reward	False	-
reward.config.linear_reward	True	-
reward.config.multiplier_reward	False	-
reward.config.alpha	0.0003	-