

OMNI-RRM: ADVANCING OMNI REWARD MODELING VIA AUTOMATIC RUBRIC-GROUNDED PREFERENCE SYNTHESIS

Zicheng Kong^{1,*}, Dehua Ma^{1,*}, Zhenbo Xu¹, Alven Yang¹, Yiwei Ru¹, Haoran Wang²
Zixuan Zhou¹, Fuqing Bie¹, Liuyu Xiang¹, Huijia Wu¹, Jian Zhao³, Zhaofeng He^{1,†}

¹Beijing University of Posts and Telecommunications ²Tsinghua University ³TeleAI

ABSTRACT

Multimodal large language models (MLLMs) have shown remarkable capabilities, yet their performance is often capped by the coarse nature of existing alignment techniques. A critical bottleneck remains the lack of effective reward models (RMs): existing RMs are predominantly vision-centric, return opaque scalar scores, and rely on costly human annotations. These limitations prevent RMs from providing the fine-grained, multi-dimensional feedback necessary to resolve complex errors such as object hallucinations, temporal misalignments, or acoustic misunderstandings. We introduce **Omni-RRM**, the first open-source rubric-grounded reward model that produces structured, multi-dimension preference judgments with dimension-wise justifications across **text, image, video, and audio**. At the core of our approach is **Omni-Preference**, a large-scale dataset built via a fully automated pipeline: we synthesize candidate response pairs by contrasting models of different capabilities, and use strong teacher models to *reconcile and filter* preferences while providing a modality-aware *rubric-grounded rationale* for each pair (global criteria shared across modalities plus modality-specific facets). This eliminates the need for human-labeled training preferences. Omni-RRM is trained in two stages: supervised fine-tuning to learn the rubric-grounded outputs, followed by reinforcement learning (GRPO) to sharpen discrimination on difficult, low-contrast pairs. Comprehensive evaluations show that Omni-RRM achieves state-of-the-art accuracy on video (80.2% on ShareGPT-V) and audio (66.8% on Audio-HH-RLHF) benchmarks, and substantially outperforms existing open-source RMs on image tasks, with a 17.7% absolute gain over its base model on overall accuracy. Omni-RRM also improves downstream performance via Best-of- N selection and transfers to text-only preference benchmarks. Our data, code, and models are available at <https://anonymous.4open.science/r/Omni-RRM-CC08>.

1 INTRODUCTION

As multimodal large language models (MLLMs) such as GPT-4o, Gemini 1.5, and Qwen2.5-Omni continue to advance in processing real-time multimodal streams (OpenAI, 2024; Gemini Team, 2024; Xu et al., 2025c), ensuring that their outputs align with human values has become a central challenge for safe and reliable deployment. Despite remarkable progress in perception and reasoning (Liu et al., 2023; Chen et al., 2023; Bai et al., 2023), a persistent gap remains between capability and reliability. A key bottleneck lies in the current generation of reward models (RMs), which remain ill-suited to the diversity and ambiguity of multimodal interactions.

Existing RMs face three major limitations that collectively hinder progress. First, they have **incomplete modality coverage**. The literature has been largely vision-centric, while modalities such as audio are comparatively under-explored and lack widely adopted preference benchmarks and reward modeling practices (Sun et al., 2024). Second, they provide **limited interpretability and controllability**. The standard practice of returning a single scalar score offers little insight into *which*

*Equal contribution. †Corresponding author

criteria a response violates, hindering user trust, targeted debugging, and iterative improvement (Kirstain et al., 2023; Xiong et al., 2024a). Third, they are **expensive and slow to scale**. Reliance on manual human annotation in RLHF pipelines makes data collection costly, difficult to reproduce consistently, and slow to adapt to new domains (Kaufmann et al., 2023). Together, these limitations leave robust and comprehensive multimodal alignment an open and pressing problem. These limitations point to a missing ingredient in current reward modeling: *rubric-structured feedback*. Instead of compressing complex preferences into a single score or an unstructured critique, a fixed multi-criterion rubric (e.g., five criteria with dimension-wise justifications) makes reward signals more *controllable* and *auditable*: it reveals which aspects fail, supports targeted debugging, and provides a stable supervision interface that can scale across modalities.

From a game-theoretic perspective, the alignment challenge can be viewed as a principal-agent dilemma. Researchers act as principals, aiming to instill nuanced human preferences into a reward model agent. Yet the agent cannot be directly controlled; instead, it must be guided through incentive mechanisms. Existing reward models correspond to weak mechanisms: they provide only low-information scalar signals, offer little criterion-level transparency into the basis of their judgments, and incur unsustainable costs due to human annotation. In this framing, the core task is mechanism design—constructing a scalable and explainable reward process that reliably induces behavior aligned with the principal’s intent.

To dismantle these fundamental barriers, we introduce **Omni-RRM**, an open-source, rubric-grounded reward model designed from the ground up for comprehensive, scalable, and transparent multimodal alignment. Here, **omni** means a *single unified* reward model and training pipeline that operates consistently across **text, image, video, and audio**, rather than maintaining disjoint modality-specific reward models. Omni-RRM produces an overall preference score and a rubric-structured, five-dimension comparative justification, enabling a consistent and interpretable supervision signal across modalities. Our approach is built on two core innovations designed to directly address the limitations of prior work: a self-sustaining, fully automated data engine and a progressive training strategy that improves the model’s discrimination on difficult, low-contrast examples.

The foundation of our work is the **Omni-Preference Dataset**, a large-scale corpus of preference pairs spanning images, video, and audio that decouples alignment from the human annotation bottleneck. We construct it via a novel, zero-human-annotation pipeline: preference labels are first automatically derived by contrasting outputs from models of varying capabilities, and then reconciled and filtered using powerful teacher models to reduce noise when the capability-gap assumption does not strictly hold. These pairs are further enriched with structured, multi-criteria rubric-grounded rationales from the teachers (i.e., dimension-wise justifications for each criterion), creating a rich supervisory signal. Built upon this data, Omni-RRM is trained in a synergistic two-stage regimen. Supervised Fine-Tuning (SFT) first teaches the model to imitate the structure of a high-quality critique, generating a structured, dimension-wise critique under the rubric before making a judgment. This is followed by Group Relative Policy Optimization (GRPO), a reinforcement learning phase that sharpens its decision-making on nuanced and challenging cases where simple imitation fails. This synergy produces a reward model that is not only highly accurate but also inherently more interpretable and auditable than opaque scalar rewards.

A natural question is why we train Omni-RRM jointly on image, video, and audio instead of maintaining disjoint modality-specific reward models. Our primary motivation is to align omni-modal systems with a *single unified* reward model that provides consistently calibrated preference signals under the same rubric interface. Many alignment criteria (e.g., faithfulness, completeness, and safety) are shared across modalities, so cross-modal supervision can provide transferable rubric-level signals, especially benefiting lower-resource modalities such as audio. We validate this claim with modality-level ablations, including audio-only vs. omni training and drop-one-modality studies, showing that full-modality training yields the strongest overall performance and that removing any modality consistently degrades performance across modalities.

Our extensive evaluations demonstrate the superiority of the Omni-RRM paradigm. It sets a new state-of-the-art on video (80.2% on ShareGPT-V) and audio (66.8% on Audio-HH-RLHF) benchmarks, domains where prior open-source RMs are substantially behind. It also surpasses all open-source baselines on established image tasks, achieving a remarkable overall performance gain of 17.7% over its unaligned backbone. Crucially, Omni-RRM proves its practical utility as an alignment tool, consistently improving inference-time performance across various models via Best-of-

N selection. Furthermore, it exhibits strong generalization, enhancing accuracy even on text-only preference tasks—suggesting that the rubric-grounded judgment principles it learns (expressed as dimension-wise rationales under a fixed set of criteria) transfer beyond the modalities seen in training. Omni-RRM represents a crucial step towards building truly reliable and trustworthy multimodal AI systems, narrowing the gap between raw capability and value-aligned behavior.

In summary, our contributions are three-fold:

- A novel, fully automated preference dataset named **Omni-Preference** that spans image, video, and audio, enriched with structured multi-criteria rationales organized by a fixed rubric (i.e., dimension-wise justifications for each criterion) and rigorously filtered for high confidence.
- A strong unified reward model **Omni-RRM** supporting text, image, video, and audio, which generates explicit, rubric-grounded preference judgments (with dimension-wise rationales) and is trained via a two-stage SFT + GRPO regimen with carefully designed reward functions.
- Extensive evaluations across image, video, and audio demonstrating the state-of-the-art preference accuracy of Omni-RRM, significant gains over strong baselines, and effective downstream alignment through Best-of- N inference, with additional transfer to text-only preference benchmarks.

2 RELATED WORK

2.1 MULTI-MODAL LARGE LANGUAGE MODELS

Recent years have seen rapid advancements in open-source MLLMs, evolving from foundational vision-language tuning in LLaVA (Liu et al., 2023; 2024a; Li et al., 2024) to billion-parameter backbones in InternVL (Chen et al., 2023; Zhu et al., 2025), and native audio-visual processing in series like Qwen-VL (Bai et al., 2023; 2025; Xu et al., 2025a). Cutting-edge models now tackle complex reasoning over long-form content (Feng et al., 2025; Yang et al., 2025). However, this explosion in capabilities has created a critical gap, as the alignment techniques required to ensure their safety and reliability have not evolved at the same pace.

2.2 PREFERENCE ALIGNMENT

Preference alignment is typically achieved via Reinforcement Learning from Human Feedback (RLHF) (Kaufmann et al., 2023), with recent work exploring automated AI feedback (RLAIF) (Lee et al., 2023) and more direct policy optimization methods like DPO and GRPO (Rafailov et al., 2023; Shao et al., 2024) to reduce complexity. However, extending these successes to multimodal domains is non-trivial (Sun et al., 2024; Liu et al., 2024b). The quality of the underlying reward model (RM) becomes the central bottleneck (Metz, 2024), as it must provide a reliable learning signal across diverse and complex data streams. To overcome these limitations, we propose **Omni-Preference**, a fully automated data synthesis pipeline, and leverage *rubric-grounded* GRPO to train an **Omni-Reward Model**. This approach moves beyond scalar reward signals by optimizing a *composite* objective (format, preference, rationale), enabling fine-grained, controllable preference modeling and interpretable supervision across text, image, video, and audio.

2.3 RUBRIC-GROUNDED REWARD MODELING

Beyond scalar or pairwise preference rewards, recent work has explored grounding reward signals in explicit evaluation criteria (rubrics) to improve controllability and interpretability. Rubrics as Rewards (RaR) treats rubric feedback as structured reward signals for on-policy post-training, extending reinforcement learning beyond verifiable domains where quality depends on multi-criteria judgment (Gunjal et al., 2025). To scale this paradigm, OpenRubrics studies how to scale rubric construction by synthesizing large collections of (prompt, rubric) pairs and training rubric-grounded reward models, showing that rubric supervision can outperform size-matched baselines and transfer to downstream alignment (Liu et al., 2026). Theoretical insights from Chasing the Tail Zhang et al. (2025) further reveal that reward model accuracy in the high-reward tail is the primary determinant of alignment quality, advocating for iterative refinement to distinguish among diverse, high-quality responses.

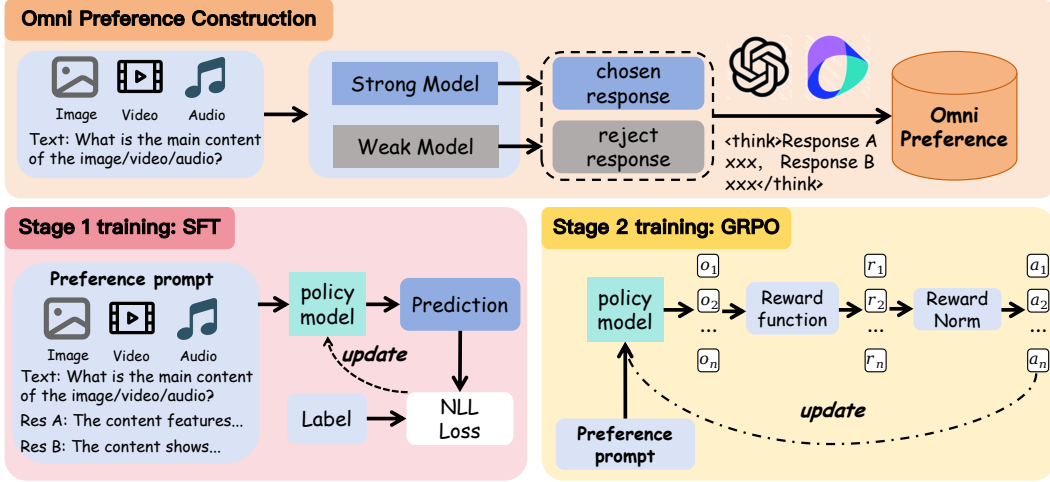


Figure 1: The overall pipeline for creating Omni-RRM. The process consists of two main phases. **Top: Omni Preference Construction.** Preference pairs are first automatically generated by contrasting outputs from a strong and a weak model. Powerful teacher models then annotate these pairs with rubric-grounded, multi-criteria justifications to create the final dataset. **Bottom: Two-Stage Training.** In Stage 1 (SFT), the policy model is trained on preference prompts using a standard NLL loss. In Stage 2 (GRPO), the model is further refined by generating multiple responses, scoring them with a rule-based reward function, and updating the policy based on the normalized reward.

To address data efficiency and robustness, Auto-Rubric Xie et al. (2025) distills generalizable ‘Theme-Tips’ rubrics from minimal preference pairs using information-theoretic selection. Furthermore, CARMO introduces a causally robust framework that employs counterfactual augmentations to disentangle genuine quality drivers from spurious correlates like response length (Gupta et al., 2025). Despite these advances, existing rubric-based frameworks remain predominantly confined to the linguistic domain, overlooking the unique failure modes of non-text modalities. Our work, Omni-RRM, builds on this emerging direction but targets the multimodal setting: we construct modality-aware rubrics (global criteria shared across modalities plus modality-specific facets) and train a unified omni-modal reward model to emit rubric-grounded, dimension-wise justifications across text, image, video, and audio.

2.4 MULTIMODAL REWARD MODELS

However, the development of multimodal RMs has significantly lagged behind the generative models they are meant to align. The prevailing paradigm faces several critical gaps. **First, existing models exhibit a strong bias towards visual modalities (image and video).** This visual-centric tendency is evident across the literature, including ImageReward (Xu et al., 2023), Pick-a-Pic (Kirstain et al., 2023), and BaseReward (Zhang et al., 2025a), which primarily focus on visual tasks. **This bias is partly structural:** the dominant sources of preference supervision and standardized evaluation protocols are still concentrated in vision, and many reward-model pipelines implicitly rely on image/video-specific grounding cues. As a result, extending such approaches to other crucial modalities—particularly **audio**—is not straightforward, leading to a persistent coverage gap.

Second, they often lack interpretability. Models like LLaVA-Critic (Xiong et al., 2024a) may generate textual feedback, but it is often unstructured, with the dominant approach relying on producing a simple scalar score. Despite strong benchmark performance, the reliance on pre-existing data sources and the absence of structured, rubric-grounded (criterion-level) justifications remain key limitations. In contrast, Omni-RRM addresses these issues with a fully automated data synthesis pipeline, rubric-grounded criterion-level justifications, and a unified omni-modal scope that explicitly includes dedicated audio support.

Recently, to address the interpretability limitations of scalar scores, an emerging paradigm has shifted towards augmenting RMs with explicit Chain-of-Thought (CoT) reasoning. For instance,

UnifiedReward-Think (Wang et al., 2025b) introduces a multimodal CoT reward model for vision tasks, trained via distillation and GRPO-style reinforcement fine-tuning on existing datasets. VR-Thinker (Wang et al., 2025a) extends this reasoning capability to long-form video by leveraging visual memory mechanisms. In the text domain, RM-R1 (Chen et al., 2025) frames reward modeling as a reasoning problem, training generative RMs through distillation combined with verifiable RL.

In contrast to free-form CoT traces, rubric-grounded reward modeling constrains feedback to a fixed set of criteria with dimension-wise justifications, yielding more controllable and auditable supervision. Omni-RRM advances this direction but distinguishes itself through three structural innovations: (1) **Autonomous Data Construction**: Rather than relying on pre-existing preference-labeled corpora, we construct Omni-Preference via a fully automated, label-free pipeline driven by strong-weak model contrast and multi-teacher rubric annotation (§4.1); (2) **Rubric-Grounded Reward**: Instead of coarse outcome-based rewards, we optimize a composite, rubric-grounded objective that enforces structured comparative reasoning across five evaluation dimensions (§4.2); and (3) **Omni-Modal Support**: While prior CoT RMs are restricted to text or vision/video domains, Omni-RRM unifies text, image, video, and audio within a single reward model.

3 PROBLEM FORMULATION

Traditional reward models (RMs) formulate the alignment problem as a regression task. Given a context x and a response y , the model $r_\theta(x, y)$ is trained to output a scalar score

$$R$$

, which represents the quality of the response. While computationally efficient, this formulation is fundamentally opaque, offering no insight into the basis of the model’s decision.

In contrast, we reformulate reward modeling as a **structured generation task**, shifting the paradigm from producing opaque scores to generating interpretable, rubric-grounded preference judgments. Instead of a scalar, our model, which we denote as a policy π_{RRM} , is trained to generate a complete textual output Y that provides criterion-level justifications for its preference.

Given a multi-modal context x and a pair of candidate responses (y_A, y_B) , the generation process is defined as:

$$Y = \pi_{\text{RRM}}(\phi(x, y_A, y_B)) \quad (1)$$

where ϕ is a function that formats the inputs into a prompt. The structured output Y is a concatenation of two sequential components:

1. **A rubric-grounded Rationale (R)**: The first part of the output provides a structured critique organized by a fixed rubric (five evaluation criteria), giving dimension-wise justifications for each candidate response.
2. **A Final Judgment (l^*)**: The output culminates in a discrete token, $l^* \in \{A, B\}$, which explicitly identifies the preferred candidate. This judgment serves as the direct preference signal for downstream alignment.

This formulation transforms the reward model from an opaque scalar predictor into an auditable, rubric-grounded evaluator, providing a richer and more controllable signal for alignment.

4 METHOD

To realize our formulation of rubric-grounded preference judgments, we introduce a holistic methodology centered on two core components, as depicted in Figure 1. First, to provide supervision for this structured generation task, we construct the **Omni-Preference** dataset through a fully automated data synthesis and annotation pipeline. Second, we develop a progressive two-stage training strategy for **Omni-RRM** that combines Supervised Fine-Tuning (SFT) to learn rubric-grounded outputs with Group Relative Policy Optimization (GRPO) to sharpen discrimination on fine-grained, low-contrast comparisons.

Table 1: Detailed statistics of the synthesized **Omni-Preference** dataset. We list the **Strong** (M_S) and **Weak** (M_W) models used in our capability-gap setup for candidate generation, along with difficulty distribution and final sample counts. **Difficulty definition:** we compute the teacher-reconciled rubric score margin $\Delta = |\text{score}_A - \text{score}_B|$ from Stage-2 annotations; a pair is labeled Hard if $\Delta < 2$, and Easy otherwise (≥ 2).

Modality	Data Source	Strong Model (M_S)	Weak Model (M_W)	Difficulty (Hard / Easy)	Samples
Image	RLAIF-V	Qwen2.5-VL-7B Qwen2.5-VL-7B	Qwen2.5-VL-3B LLaVA-1.5-7B	5.3k / 11.7k	17.0k
Video	ActivityNet, Charades, Ego4D, NextQA, YouCook2	Qwen2.5-VL-7B	Qwen2.5-VL-3B	3.3k / 8.9k	12.2k
Audio	Clotho-AQA	R1-AQA-7B Qwen2.5-Omni-7B Qwen2.5-Omni-7B	Qwen2-Audio-7B Qwen2-Audio-7B Qwen2.5-Omni-3B	3.0k / 8.8k	11.8k
Total				11.6k / 29.4k	41.0k

4.1 OMNI-PREFERENCE: A RUBRIC-GROUNDED DATASET FOR OMNI-MODAL REWARD MODELING

A rubric-grounded reward model requires a large-scale dataset of preference pairs annotated with explicit, criterion-level justifications. To create this without costly human annotation, we introduce **Omni-Preference**, a high-quality corpus built via a fully automated two-stage procedure. A full breakdown is provided in Table 1.

Stage 1: Automated Candidate Pair Generation. We first generate candidate response pairs using a capability-gap setup. Concretely, we prompt a strong generator (M_S) and a weak generator (M_W) with the same input query (I, Q) from public benchmarks such as RLAIF-V (Yu et al., 2025), ActivityNet (Caba Heilbron et al., 2015), and Clotho-AQA (Lipping et al., 2022), and obtain two candidate responses:

$$(r_A, r_B) = (M_S(I, Q), M_W(I, Q)). \quad (2)$$

Importantly, Stage 1 is used solely to propose diverse candidate pairs and does not assign any preference labels, nor does it assume that the strong generator is always better; sample-level reversals can occur when the capability gap is modest. All final preferences are produced exclusively in Stage 2 by independent teacher models.

Stage 2: Rubric Annotation, Reconciliation, and Filtering. In Stage 2, we annotate each Stage-1 pair with rubric-grounded judgments using two heterogeneous multimodal teachers (GPT-4o-mini and Doubao-1.5-Pro). Each teacher produces (i) scalar rubric scores for both candidates, (ii) a discrete preference, and (iii) a structured rationale that decomposes the justification into five shared criteria (fluency, relevance, accuracy, reasoning, and safety), expressed as dimension-wise texts under a fixed JSON schema (see Appendix A.3 for the full prompt and specification). While the criteria are shared across modalities, teachers are instructed to ground each dimension in modality-appropriate evidence (e.g., visual grounding for images/videos, temporal consistency for videos, and content fidelity for audio).

To ensure high-confidence supervision, we reconcile the two teacher outputs and filter low-reliability samples. When teachers fully agree, we retain the pair and average scores; when they agree on the preference but exhibit only a minor score gap, we retain the pair, average scores, and merge rationales dimension-wise to avoid dominance by any single teacher’s style; when teachers conflict on the preference or show large score discrepancies, we discard the pair by default and only audit a small random subset for quality assurance (audited samples are not used for training). After reconciliation, we apply strict rule-based checks (e.g., duplicate responses, score-verdict inconsistency, malformed rationale, or uninformative low-quality pairs) and remove any sample violating these constraints. This pipeline yields a high-confidence dataset of approximately 41K preference examples.

While Omni-Preference is not web-scale, recent studies highlight that carefully curated and higher-confidence feedback can be highly effective for reward modeling and alignment, even at moderate data sizes (Liang et al., 2024; Ding et al., 2025; Yu et al., 2025). Accordingly, we prioritize high-confidence rubric supervision over maximizing raw quantity. Complete specifications of our reconciliation and filtering policies, together with reliability statistics, are provided in Appendix A.3. We further conduct a small-scale human validation in Appendix A.8 to assess the reliability of the reconciled labels and rubric-grounded rationales. Finally, to empirically validate the value of our supervision signal under a fixed budget, we compare Omni-Preference against LLaVA-Critic with an identical SFT+RL setup; results in Appendix A.6 confirm stronger signal quality despite similar training budgets. We leave larger-scale data expansion and training for future work.

4.2 TRAINING OMNI-RRM: A PROGRESSIVE SFT–RL APPROACH

Omni-RRM is trained with a progressive two-stage strategy designed to first learn rubric-grounded evaluation outputs and then refine discrimination on low-margin preferences. We train Omni-RRM as a *pairwise* comparative reward model: given a context and two candidates, it predicts a relative preference and rubric-grounded justifications, rather than calibrated absolute quality scores for isolated responses. Accordingly, our evaluations focus on relative preference accuracy.

The initial Supervised Fine-Tuning (SFT) stage teaches the model to produce rubric-grounded critiques—an overall preference judgment accompanied by five criterion-wise textual justifications—under a fixed schema. The subsequent RL stage (GRPO) sharpens discrimination on nuanced, low-contrast cases where imitation learning alone is insufficient. We optimize a bounded composite objective that combines (i) preference correctness, (ii) rubric-grounded justification quality, and (iii) a lightweight schema-validity term that acts as a guardrail during exploration (full schema and checks in Appendix A.1). Such structured-output constraints are commonly used to stabilize critics without biasing semantics (Wang et al., 2024; Lu et al., 2025).

Stage 1: Supervised Fine-Tuning (SFT). The primary objective of SFT is to teach the model the required output interface: generating a rubric-structured JSON record that contains (i) dimension-wise justifications under the fixed rubric and (ii) a definitive preference verdict. This phase acts as imitation learning, where the model learns both schema compliance and the language patterns of comparative, criterion-level assessment from **Omni-Preference**. To achieve this efficiently, we employ lightweight LoRA fine-tuning (Hu et al., 2022), adapting the pre-trained backbone without the cost of full fine-tuning. Concretely, the model is trained to autoregressively generate the target structured output for each preference pair, optimized by minimizing the standard negative log-likelihood (NLL) loss:

$$\mathcal{L}_{\text{SFT}}(\theta) = - \sum_{i=1}^T \log P_{\theta}(y_i \mid y_{<i}, x). \quad (3)$$

By the end of SFT, the model consistently follows the rubric schema and produces non-trivial dimension-wise comparisons, providing a strong initialization for GRPO.

Stage 2: Reinforcement Learning with GRPO. We use large-scale, cross-modal SFT primarily to teach the rubric schema and stabilize generation before GRPO. Without a structured cold start, RL tends to spend updates repairing output structure rather than improving low-margin preference discrimination; schema-stable initialization allows GRPO to focus on fine-grained, criterion-level comparison under the rubric (Guo et al., 2025; Lu et al., 2025). Moreover, cross-modal SFT exposes the model to shared rubric signals (e.g., faithfulness, completeness, and safety) across modalities, which supports unified omni-modal reward training.

To improve performance on ambiguous, low-contrast examples, we further refine Omni-RRM with Group Relative Policy Optimization (GRPO) (Shao et al., 2024). For each input, we sample a group of k rubric-grounded outputs from the current policy and compute a composite reward:

$$r = w_{\text{fmt}} \cdot R_{\text{fmt}} + w_{\text{pref}} \cdot R_{\text{pref}} + w_{\text{rub}} \cdot R_{\text{rub}}. \quad (4)$$

Each component evaluates a distinct aspect of output quality:

- **Format Correctness (R_{fmt}):** A strict binary reward that verifies JSON validity and required fields under the rubric schema, acting as a guardrail against malformed outputs during exploration.

- **Preference Accuracy** (R_{pref}): The core learning signal that rewards correct identification of the preferred candidate and consistency between the declared verdict and the associated rubric scores.
- **Rubric Justification Quality** (R_{rub}): A bounded, rule-based reward that encourages substantive dimension-wise justifications under the fixed rubric. It checks criterion coverage, comparative structure, and internal consistency (e.g., justification aligns with the per-criterion assessment and supports the final verdict), while discouraging trivial or non-informative explanations.

The exact rule set and weights are provided in Appendix A.1. We then optimize the policy with GRPO. For each input x , we sample a group of k candidate outputs $\{y_i\}_{i=1}^k$ and compute a composite scalar reward r_i for each full output. We convert these rewards into a *group-normalized* advantage

$$A_i = \frac{r_i - \mu_r}{\sigma_r + \epsilon}, \quad \mu_r = \frac{1}{k} \sum_{j=1}^k r_j, \quad \sigma_r = \sqrt{\frac{1}{k} \sum_{j=1}^k (r_j - \mu_r)^2}, \quad (5)$$

which measures the relative quality of y_i within the group. We then apply a PPO-style clipped policy-gradient objective with importance sampling and a KL penalty to a fixed reference policy π_{ref} (the SFT policy). The sequence-level advantage A_i is broadcast to all tokens in y_i , and optimization is performed at token level:

$$\mathcal{L}_{\text{GRPO}}(\theta) = -\frac{1}{k} \sum_{i=1}^k \frac{1}{|y_i|} \sum_{t=1}^{|y_i|} \left[\min(\rho_{i,t} A_i, \text{clip}(\rho_{i,t}, 1 - \epsilon, 1 + \epsilon) A_i) - \beta \text{KL}(\pi_{\theta}(\cdot | s_{i,t}) \| \pi_{\text{ref}}(\cdot | s_{i,t})) \right]. \quad (6)$$

Overall, this progressive SFT-GRPO regimen first establishes a stable rubric-grounded output interface and then improves low-margin preference discrimination, resulting in a more robust omni-modal reward model.

5 EXPERIMENTS

5.1 BENCHMARKS AND METRICS

We evaluate Omni-RRM on a diverse suite of preference benchmarks spanning three modalities. For all benchmarks, our primary metric is **Preference Accuracy**, which measures the model’s alignment with ground-truth human judgments.

Image: For image evaluation, we use two standard benchmarks. **VL-RewardBench** (Li et al., 2025) assesses reasoning depth, and we report performance on its official reasoning accuracy metric. **Multi-modal RewardBench** (Yasunaga et al., 2025) is a comprehensive benchmark with rigorous human annotations; we report results on its primary Preference metric.

Video: To evaluate video understanding, we adapt the **ShareGPT-Video DPO** dataset (Zhang et al., 2024). We construct a preference benchmark by selecting pairs of human-rated responses with a significant score difference, ensuring clear ground-truth labels.

Audio: For audio, we create a synthetic benchmark named **Audio-HH-RLHF**. We convert the text prompts from the well-established *HH-RLHF* corpus (Bai et al., 2022) into speech using a TTS engine, while preserving the original human-vetted preference labels as ground truth. We acknowledge the limitations of this synthetic approach, as it lacks real-world recording noise, speaker variation, and prosody artifacts. And currently, we have not identified a suitable benchmark for real audio preferences. Experiments on authentic audio data remain a key direction for future work.

5.2 BASELINES

We benchmark Omni-RRM against a comprehensive set of baselines. First, we establish a performance ceiling using leading proprietary MLLMs such as GPT-4o-mini (OpenAI, 2024) and Gemini-2.0-Flash (Google DeepMind, 2025). Second, we compare against general-purpose open-source

Table 2: Main results on multi-modal preference benchmarks. We report accuracy (%) across benchmarks, with a focus on preference-based evaluation. The **best** in each column is bold and the second best is underlined. “—” means not evaluated for that modality. **Overall** is the mean accuracy across supported modalities; for models lacking a modality (e.g., audio), the mean is taken over available ones. Values in parentheses are relative improvements (%) over the corresponding Qwen2.5-Omni baselines.

Model	VL-Reward	MM-RewardBench	ShareGPT-Video	Audio-HH	Overall
<i>Proprietary models</i>					
GPT-4o-mini	59.8	61.9	53.9	58.2	58.4
Doubao-1.5-Vision-Pro	<u>77.3</u>	68.0	77.0	—	—
Gemini-2.0-Flash	73.4	62.8	74.6	60.1	67.7
Gemini-2.5-Pro	79.6	63.3	<u>78.8</u>	<u>66.5</u>	72.0
<i>Open-source models</i>					
Qwen2.5-Omni-3B	53.7	53.9	58.1	58.7	56.1
Qwen2.5-Omni-7B	57.8	57.5	66.3	62.4	61.0
Qwen2.5-VL-3B	53.2	53.3	61.2	—	—
Qwen2.5-VL-7B	58.2	56.0	70.5	—	—
Qwen2.5-VL-72B	62.3	63.5	72.9	—	—
<i>Open-source reward models</i>					
LLaVA-Critic-7B	54.1	56.0	—	—	—
Skywork-VL-Reward-7B	60.4	67.4	59.9	—	—
UnifiedReward-think-7B	66.6	71.4	77.8	—	—
R1-Reward-7B	65.8	<u>72.3</u>	58.7	—	—
Ours					
Omni-RRM-3B (<i>sft</i>)	56.8	58.1	64.9	60.3	60.0
Omni-RRM-7B (<i>sft</i>)	60.4	61.0	70.5	62.8	63.7
Omni-RM-3B (<i>sft+rl</i>)	56.9	54.7	60.0	63.8	58.9
Omni-RRM-3B (<i>sft+rl</i>)	58.5 (+8.9%)	68.9 (+27.8%)	67.4 (+16.0%)	65.1 (+10.9%)	65.0 (+15.9%)
Omni-RM-7B (<i>sft+rl</i>)	64.0	60.6	68.7	64.3	64.4
Omni-RRM-7B (<i>sft+rl</i>)	67.1 (+16.1%)	72.9 (+26.8%)	80.2 (+21.0%)	66.8 (+7.1%)	<u>71.8</u> (+17.7%)

MLLMs, particularly the Qwen-2.5 series (Xu et al., 2025b); as our backbone, the original Qwen-2.5-Omni serves as a direct unaligned baseline to measure our training gains. Third, we evaluate against direct competitors in the form of specialized reward models, including LLaVA-Critic-7B (Xiong et al., 2024b), R1-Reward-7B (Zhang et al., 2025b), and UnifiedReward-think-7B (the Qwen-based variant) (Wang et al., 2025b). Finally, for a rigorous internal ablation, we compare our full model, Omni-RRM (with rationale supervision), against Omni-RM (without rationale supervision), a no-reasoning reward model trained under the identical SFT+RL pipeline.

5.3 EXPERIMENTAL RESULTS

Our main results in Table 2 support four key conclusions. We additionally analyze low-contrast preference scenarios by stratifying test pairs into hard/easy subsets based on the teacher-reconciled rubric score margin; Omni-RRM yields consistently larger gains on hard pairs (Appendix A.7). We further study text-only generalization and other transfer behaviors in Appendix A.9, where we provide a more comprehensive set of text-domain evaluations and analyses.

Omni-RRM is a leading open-source omni-modal reward model with strong cross-domain performance. Omni-RRM-7B achieves state-of-the-art results among open-source reward models on challenging video and audio preference benchmarks, reaching 80.2% on ShareGPT-V and 66.8%

on Audio-HH. Across the full evaluation suite, it attains an Overall accuracy of 71.8%, placing it in the same performance regime as strong proprietary systems (e.g., Gemini-2.5-Pro) while remaining fully open-source. It also remains highly competitive on image benchmarks, achieving the best score among all compared models on MM-RewardBench (72.9%).

Rubric-grounded, dimension-wise justification supervision is a key driver of performance.

To isolate the effect of rubric supervision, we compare Omni-RRM with **Omni-RM**, a counterpart trained without rubric-grounded, dimension-wise justification outputs in both SFT and GRPO. Despite sharing the same backbone and overall pipeline structure, Omni-RRM-7B substantially outperforms Omni-RM-7B in Overall accuracy (71.8% vs. 64.4%), with an even larger margin on MM-RewardBench (72.9% vs. 60.6%). This demonstrates that enforcing a fixed rubric interface with dimension-wise assessments not only improves interpretability, but also provides a beneficial inductive bias for learning robust and transferable preference signals.

Progressive SFT+GRPO training substantially improves low-margin preference discrimination.

Our two-stage training strategy yields a large uplift over the unaligned backbone under identical evaluation protocols. Relative to Qwen-2.5-Omni-7B, Omni-RRM-7B improves by +15.4 absolute points on MM-RewardBench (a +26.8% relative gain) and +13.9 points on ShareGPT-V (a +21.0% relative gain). These gains are particularly pronounced on hard pairs, indicating that GRPO refinement complements SFT by improving discrimination where teacher score margins are small.

Specialized reward modeling benefits more from targeted training than from raw model scale.

We find that reward modeling is a specialized capability: on preference benchmarks, specialized reward models can outperform larger general-purpose MLLMs that were not trained for preference judgment. For example, on MM-RewardBench, a strong generalist model (Gemini-2.5-Pro, 63.3%) is substantially behind specialized open-source reward models, including Omni-RRM-7B (72.9%), R1-Reward-7B (72.3%), and UnifiedReward-Think-Qwen-7B (71.4%). This suggests that high-quality preference modeling depends critically on targeted supervision and post-training objectives, rather than pre-training scale alone.

5.4 INFERENCE ALIGNMENT VIA BEST-OF-N

To validate the practical utility of reward models as plug-and-play alignment tools at inference time, we employ a Best-of- N (BoN) re-ranking protocol with a *fixed* base generator. Specifically, we use **Qwen2.5-Omni-7B** as the base model to generate $N=5$ candidate responses for each query. We report two decoding baselines: (i) **Greedy**, which returns a single generation, and (ii) **Self-consistency**, which performs a majority vote over the same $N=5$ candidates. For BoN, we introduce an external *judge* model that selects the final output from the candidate pool. The judge performs *pairwise* preference comparisons among candidates and returns the most-preferred one. This procedure requires no additional training of the base model.

We evaluate BoN on three multimodal benchmarks covering **Image**, **Video**, and **Audio** modalities: MMMU (image) (Yue et al., 2024), Video-MME (video) (Fu et al., 2025), and AVQA (audio-visual; shown as Audio) (Yang et al., 2022). Crucially, in this experiment we *fix* the base generator and *vary only the judge model*, which corresponds to the title of each subplot in Figure 2. We compare six open-source judges spanning general-purpose MLLMs and specialized reward/judge models: Qwen2.5-Omni-3B, Qwen2.5-Omni-7B, Qwen2.5-VL-7B, LLaVA-Critic-7B, UnifiedReward-think-7B, and our **Omni-RRM-7B**. Since different judges may not support all modalities, we report results only on the modalities each judge can process.

As shown in Figure 2, the choice of judge substantially affects BoN effectiveness. Our **Omni-RRM-7B** delivers the most consistent and largest gains across all available modalities, achieving improvements of **+0.6** (Image), **+0.9** (Video), and **+1.7** (Audio) over self-consistency. Other judges yield smaller gains and/or have limited modality coverage (e.g., LLaVA-Critic-7B only provides a modest +0.1 on Image). These results support the advantage of a unified omni-modal reward model as an inference-time alignment signal. We also report a latency/gain analysis in Appendix A.10.

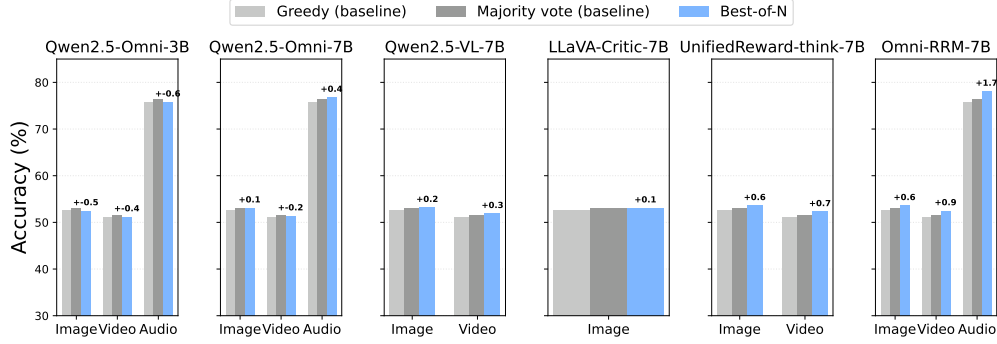


Figure 2: **Best-of- N inference-time alignment with different judge models.** We fix the base generator to **Qwen2.5-Omni-7B** and compare **Greedy** (single decoding), **Self-consistency** (majority vote over $N=5$ generations), and **Best-of- N** (blue), which samples the same $N=5$ candidates and selects the final output via *pairwise* preference comparisons under a specified judge model (title of each subplot). We report accuracy (%) on MMMU (Image), Video-MME (Video), and AVQA (Audio), showing only the modalities supported by each judge. Values above the Best-of- N bars denote absolute improvements over Self-consistency.

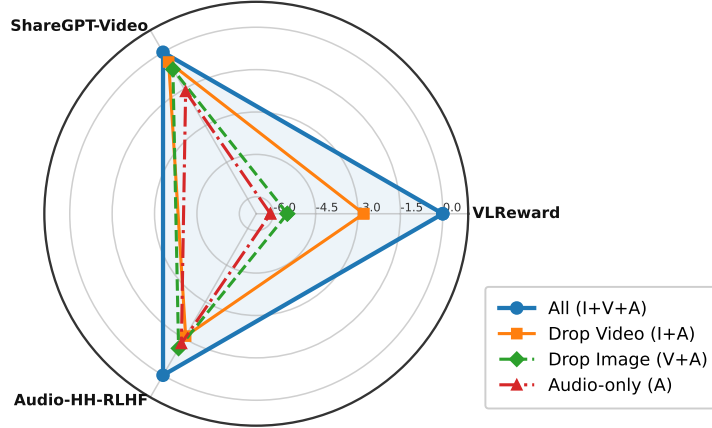


Figure 3: Modality-level ablations for omni-modal reward training (preference accuracy, %). All settings use the same 3B backbone and identical SFT+GRPO pipeline; only the training data composition differs. Rows correspond to training subsets (All / Drop Video / Drop Image / Audio-only) and columns correspond to evaluation benchmarks (VLReward / ShareGPT-Video / Audio-HH-RLHF).

5.5 ABLATIONS: WHY OMNI-MODAL REWARD TRAINING?

A central design choice in Omni-RRM is to train a single unified reward model across image, video, and audio, rather than maintaining disjoint modality-specific reward models. We train a single unified reward model across image, video, and audio, motivated by the hypothesis that many preference signals are shared at the rubric level (e.g., faithfulness/grounding, completeness, safety, clarity) and can transfer across modalities. To test cross-modal transfer under controlled conditions, we keep the 3B backbone and the SFT+GRPO pipeline fixed, and vary only the training data composition.

Experimental setup. All ablations use the same 3B backbone, identical SFT+GRPO training hyperparameters, and are evaluated at the final SFT+GRPO checkpoints. We report preference accuracy (%) on three representative benchmarks: **VLReward** (image), **ShareGPT-Video** (video), and **Audio-HH-RLHF** (audio). This design isolates the effect of omni-modal supervision and allows us to quantify how removing one modality impacts performance on the others.

Results and analysis. Figure 3 provides clear evidence of cross-modal transfer under a controlled setting where the backbone and SFT+GRPO recipe are fixed and only the training data composition varies.

(1) Full-modality training is best overall. Training on all modalities (I+V+A) yields the strongest and most balanced performance on all three benchmarks (58.5 on VLReward, 67.4 on ShareGPT-Video, and 65.1 on Audio-HH-RLHF).

(2) Dropping a modality hurts other modalities. Removing Video (I+A) lowers not only video (67.4→67.0) but also image and audio (58.5→55.7, 65.1→63.5). Likewise, removing Image (V+A) degrades video/audio and substantially reduces image performance (67.4→66.7, 65.1→64.0, and 58.5→53.0). This consistent collateral drop indicates that modalities contribute shared rubric-level preference signals that are beneficial beyond their own domain.

(3) Omni supervision improves audio over audio-only. On Audio-HH-RLHF, omni training (65.1) outperforms audio-only training (63.8) under the same pipeline, and the audio-only model is also weaker on the image/video benchmarks (52.4 and 65.8). Overall, jointly learning rubric-grounded judgments improves robustness and generalization compared to training in isolated modalities.

6 CONCLUSION

In this paper, we introduced a scalable solution to advance multimodal alignment. Our core contributions are twofold: **Omni-Preference**, a novel dataset created via a fully automated, zero-human-annotation pipeline, and **Omni-RRM**, a reasoning-driven reward model trained upon it. Trained with a progressive SFT+GRPO strategy, Omni-RRM learns to generate interpretable, reasoned judgments across images, video, and audio. Extensive experiments validate our approach. Omni-RRM achieves state-of-the-art accuracy on video (80.2% on ShareGPT-V) and audio (66.8% on Audio-HH) benchmarks, with its overall performance rivaling top proprietary systems. We also confirmed its practical utility, showing it serves as an effective reward signal for improving downstream alignment via Best-of-N selection and even generalizes to text-only tasks. By providing a scalable data framework and a powerful, transparent evaluation model, our work offers a robust pathway for aligning the next generation of powerful and trustworthy MLLMs.

REFERENCES

- Shan Bai, Peng Wang, Haotian Liu, and et al. Qwen-vl: A versatile vision-language model, 2023. URL <https://arxiv.org/abs/2308.12966>.
- Shan Bai, Peng Wang, Ji Xu, and et al. Qwen 2.5-vl technical report, 2025. URL <https://arxiv.org/abs/2502.13923>.
- Yuntao Bai, Andy Jones, Kamal Ndousse, Amanda Askell, Anna Chen, Nova DasSarma, Dawn Drain, Stanislav Fort, Deep Ganguli, Tom Henighan, Nicholas Joseph, Saurav Kadavath, Jackson Kernion, Tom Conerly, Sheer El-Showk, Nelson Elhage, Zac Hatfield-Dodds, Danny Hernandez, Tristan Hume, Scott Johnston, Shauna Kravec, Liane Lovitt, Neel Nanda, Catherine Olsson, Dario Amodei, Tom B. Brown, Jack Clark, Sam McCandlish, Chris Olah, Ben Mann, and Jared Kaplan. Training a helpful and harmless assistant with reinforcement learning from human feedback. *arXiv preprint*, 2204.05862, 2022. URL <https://arxiv.org/abs/2204.05862>.
- Fabian Caba Heilbron, Victor Escorcia, Bernard Ghanem, and Juan Carlos Niebles. Activitynet: A large-scale video benchmark for human activity understanding. In *Proceedings of the IEEE conference on computer vision and pattern recognition*, pp. 961–970, 2015.
- Xiuxi Chen, Gaotang Li, Ziqi Wang, Bowen Jin, Cheng Qian, Yu Wang, Hongru Wang, Yu Zhang, Denghui Zhang, Tong Zhang, Hanghang Tong, and Heng Ji. Rm-r1: Reward modeling as reasoning. *arXiv preprint arXiv:2505.02387*, 2025. URL <https://arxiv.org/abs/2505.02387>.
- Zhe Chen, Ji Xu, Shan Bai, and et al. Internvl: Scaling up vision foundation models and aligning for vision-language tasks, 2023. URL <https://arxiv.org/abs/2312.14238>.
- Shengyuan Ding, Shenxi Wu, Xiangyu Zhao, Yuhang Zang, Haodong Duan, Xiaoyi Dong, Pan Zhang, Yuhang Cao, Dahua Lin, and Jiaqi Wang. Mm-ifengine: Towards multimodal instruction following. *arXiv preprint arXiv:2504.07957*, 2025.
- Kaituo Feng, Kaixiong Gong, Bohao Li, Zonghao Guo, Yibing Wang, Tianshuo Peng, Junfei Wu, Xiaoying Zhang, Benyou Wang, and Xiangyu Yue. Video-r1: Reinforcing video reasoning in mllms, 2025. URL <https://arxiv.org/abs/2503.21776>.
- Chaoyou Fu, Yuhang Dai, Yongdong Luo, Lei Li, Shuhuai Ren, Renrui Zhang, Zihan Wang, Chenyu Zhou, Yunhang Shen, Mengdan Zhang, et al. Video-mme: The first-ever comprehensive evaluation benchmark of multi-modal llms in video analysis. In *Proceedings of the Computer Vision and Pattern Recognition Conference*, pp. 24108–24118, 2025.
- Gemini Team. Gemini 1.5: Unlocking multimodal understanding across millions of tokens of context. *arXiv preprint arXiv:2403.05530*, 2024. URL <https://arxiv.org/abs/2403.05530>.
- Google DeepMind. Gemini-2.0-Flash: Model Card. <https://storage.googleapis.com/model-cards/documents/gemini-2-flash.pdf>, 2025. Model card published 15-Apr-2025.
- Anisha Gunjal, Anthony Wang, Elaine Lau, Vaskar Nath, Yunzhong He, Bing Liu, and Sean Hendryx. Rubrics as rewards: Reinforcement learning beyond verifiable domains, 2025. URL <https://arxiv.org/abs/2507.17746>.
- Daya Guo, Dejian Yang, Haowei Zhang, Junxiao Song, Ruoyu Zhang, Runxin Xu, Qihao Zhu, Shirong Ma, Peiyi Wang, Xiao Bi, et al. Deepseek-r1: Incentivizing reasoning capability in llms via reinforcement learning. *arXiv preprint arXiv:2501.12948*, 2025.
- Taneesh Gupta, Shivam Shandilya, Xuchao Zhang, Rahul Madhavan, Supriyo Ghosh, Chetan Bansal, Huaxiu Yao, and Saravan Rajmohan. Carmo: Dynamic criteria generation for context aware reward modelling. In *Findings of the Association for Computational Linguistics: ACL 2025*, pp. 2202–2261, 2025.
- Edward J Hu, Yelong Shen, Phillip Wallis, Zeyuan Allen-Zhu, Yanzhi Li, Shean Wang, Lu Wang, Weizhu Chen, et al. Lora: Low-rank adaptation of large language models. *ICLR*, 1(2):3, 2022.

-
- Tobias Kaufmann, Paul Weng, Viktor Bengs, and Eyke Hüllermeier. A survey of reinforcement learning from human feedback. *arXiv preprint arXiv:2312.14925*, 2023. URL <https://arxiv.org/abs/2312.14925>.
- Yuval Kirstain, Amir Feder, Uri Singer, Alex Andonian, Thomas Müller, Matan Kalman, Yoav Levine, and Gal Chechik. Pick-a-pic: An open dataset of user preferences for text-to-image generation, 2023. URL <https://arxiv.org/abs/2305.01569>.
- Haoyu Lee, Ximing Lu, Eric Zelikman, Kundan Kumar, Shreyas Padhy, Yuntao Bai, Kamal Ndousse, Andy Tran, Chinmay Hegde, John Schulman, and et al. Rlaif vs. rlhf: Scaling reinforcement learning from human feedback with ai feedback, 2023. URL <https://arxiv.org/abs/2309.00267>.
- Bo Li, Zhaowang Wang, Haotian Liu, and et al. Llava-onevision: Easy visual task transfer, 2024. URL <https://arxiv.org/abs/2408.03326>.
- Lei Li, Yuancheng Wei, Zhihui Xie, Xuqing Yang, Yifan Song, Peiyi Wang, Chenxin An, Tianyu Liu, Sujian Li, Bill Yuchen Lin, Lingpeng Kong, and Qi Liu. V1-rewardbench: A challenging benchmark for vision-language generative reward models. In *Proceedings of the IEEE/CVF Conference on Computer Vision and Pattern Recognition (CVPR)*, pp. 24657–24668, June 2025.
- Y. Liang et al. Rich human feedback for text-to-image generation. In *Proceedings of the IEEE/CVF Conference on Computer Vision and Pattern Recognition (CVPR)*, 2024.
- Samuel Lipping, Parthasaarathy Sudarsanam, Konstantinos Drossos, and Tuomas Virtanen. Clotho-aqa: A crowdsourced dataset for audio question answering. In *2022 30th European Signal Processing Conference (EUSIPCO)*, pp. 1140–1144. IEEE, 2022.
- Haotian Liu, Pengzhou Zhou, Liang Li, and et al. Visual instruction tuning (llava-1.0), 2023. URL <https://arxiv.org/abs/2304.08485>.
- Haotian Liu, Chunyuan Li, Yuheng Li, Bo Li, Yuanhan Zhang, Sheng Shen, and Yong Jae Lee. Llava-next: Improved reasoning, ocr and world knowledge. Project blog / technical report, 2024a. Jan 30, 2024, <https://llava-vl.github.io/blog/2024-01-30-llava-next/>.
- Haotian Liu, Pengchuan Zhang, Jianwei Yang, Jiaming Luo, Chunyuan Li, and Jianfeng Gao. Llava-rlhf. <https://llava-rlhf.github.io/>, 2024b. Project page.
- Tianci Liu, Ran Xu, Tony Yu, Ilgee Hong, Carl Yang, Tuo Zhao, and Haoyu Wang. Openrubrics: Towards scalable synthetic rubric generation for reward modeling and llm alignment, 2026. URL <https://arxiv.org/abs/2510.07743>.
- Yaxi Lu, Haolun Li, Xin Cong, Zhong Zhang, Yesai Wu, Yankai Lin, Zhiyuan Liu, Fangming Liu, and Maosong Sun. Learning to generate structured output with schema reinforcement learning, 2025. URL <https://arxiv.org/abs/2502.18878>.
- Cade Metz. Openai wants ai to help humans train ai. <https://www.wired.com/story/openai-gpt-ai-train-humans/>, 2024. WIRED Magazine.
- OpenAI. Hello gpt-4o: Introducing our real-time multimodal model. <https://openai.com/index/hello-gpt-4o>, 2024. Accessed: 2025-07-17.
- Roman Rafailov, Archit Sharma, Tatsunori Hashimoto, and Stefano Ermon. Direct preference optimization: Your language model is secretly a reward model, 2023. URL <https://arxiv.org/abs/2305.18290>.
- Zhihong Shao, Peiyi Wang, Qihao Zhu, Runxin Xu, Junxiao Song, Xiao Bi, Haowei Zhang, Mingchuan Zhang, Y. K. Li, Y. Wu, and Daya Guo. Deepseekmath: Pushing the limits of mathematical reasoning in open language models, 2024. URL <https://arxiv.org/abs/2402.03300>.
- Zhiqing Sun, Sheng Shen, Shengcao Cao, Haotian Liu, Chunyuan Li, Yikang Shen, Chuang Gan, Liangyan Gui, Yu-Xiong Wang, Yiming Yang, et al. Aligning large multimodal models with factually augmented rlhf. In *Findings of the Association for Computational Linguistics: ACL 2024*, pp. 13088–13110, 2024.

-
- Qunzhong Wang, Jie Liu, Jiajun Liang, Yilei Jiang, Yuanxing Zhang, Jinyuan Chen, Yaozhi Zheng, Xintao Wang, Pengfei Wan, Xiangyu Yue, Jiaheng Liu, et al. Vr-thinker: Boosting video reward models through thinking-with-image reasoning. *arXiv preprint arXiv:2510.10518*, 2025a. URL <https://arxiv.org/abs/2510.10518>.
- Yibin Wang, Zhimin Li, Yuhang Zang, Chunyu Wang, Qinglin Lu, Cheng Jin, and Jiaqi Wang. Unified multimodal chain-of-thought reward model through reinforcement fine-tuning. *arXiv preprint arXiv:2505.03318*, 2025b. URL <https://arxiv.org/abs/2505.03318>.
- Zhenyu Wang et al. Helpsteer2: Open-source dataset for training top-performing reward models. In *NeurIPS Datasets and Benchmarks Track*, 2024.
- Lipeng Xie, Sen Huang, Zhuo Zhang, Anni Zou, Yunpeng Zhai, Dingchao Ren, Kezun Zhang, Haoyuan Hu, Boyin Liu, Haoran Chen, Zhaoyang Liu, and Bolin Ding. Auto-Rubric: Learning to Extract Generalizable Criteria for Reward Modeling. *arXiv e-prints*, art. arXiv:2510.17314, October 2025. doi: 10.48550/arXiv.2510.17314.
- Tianyi Xiong, Xin Wang, Dong Guo, and ... Llava-critic: Learning to evaluate multimodal models, 2024a. URL <https://arxiv.org/abs/2410.02712>.
- Tianyi Xiong, Xiyao Wang, Dong Guo, Qinghao Ye, Haoqi Fan, Quanquan Gu, Heng Huang, and Chunyuan Li. LLaVA-Critic: Learning to Evaluate Multimodal Models. *arXiv preprint*, 2410.02712, 2024b. URL <https://arxiv.org/abs/2410.02712>. Version 2.
- Ji Xu, Shan Bai, Peng Wang, and et al. Qwen 2.5-omni technical report, 2025a. URL <https://arxiv.org/abs/2503.20215>.
- Jiazheng Xu, Xiao Liu, Yuchen Wu, Yuxuan Tong, Qinkai Li, Ming Ding, Jie Tang, and Yuxiao Dong. Imagereward: Learning and evaluating human preferences for text-to-image generation. *Advances in Neural Information Processing Systems*, 36:15903–15935, 2023.
- Jin Xu, Zhifang Guo, Jinzheng He, Hangrui Hu, Ting He, Shuai Bai, Keqin Chen, and et al. Qwen 2.5-Omni: An End-to-End Multimodal Model for Unified Perception and Streaming Generation. *arXiv preprint*, 2503.20215, 2025b. URL <https://arxiv.org/abs/2503.20215>.
- Jin Xu, Zhifang Guo, Jinzheng He, et al. Qwen 2.5-omni technical report. *arXiv preprint arXiv:2503.20215*, 2025c. URL <https://arxiv.org/abs/2503.20215>.
- Pinci Yang, Xin Wang, Xuguang Duan, Hong Chen, Runze Hou, Cong Jin, and Wenwu Zhu. Avqa: A dataset for audio-visual question answering on videos. In *Proceedings of the 30th ACM international conference on multimedia*, pp. 3480–3491, 2022.
- Yi Yang, Xiaoxuan He, Hongkun Pan, Xiyan Jiang, Yan Deng, Xingtao Yang, Haoyu Lu, Dacheng Yin, Fengyun Rao, Minfeng Zhu, et al. R1-onevision: Advancing generalized multimodal reasoning through cross-modal formalization. *arXiv preprint arXiv:2503.10615*, 2025.
- Michihiro Yasunaga, Luke Zettlemoyer, and Marjan Ghazvininejad. Multimodal reward-bench: Holistic evaluation of reward models for vision-language models. *ArXiv preprint arXiv:2502.14191*, 2025. Benchmark and code released by Meta AI.
- Tianyu Yu, Haoye Zhang, Qiming Li, Qixin Xu, Yuan Yao, Da Chen, Xiaoman Lu, Ganqu Cui, Yunkai Dang, Taiwen He, et al. Rlaif-v: Open-source ai feedback leads to super gpt-4v trustworthiness. In *Proceedings of the Computer Vision and Pattern Recognition Conference*, pp. 19985–19995, 2025.
- Xiang Yue, Yuansheng Ni, Kai Zhang, Tianyu Zheng, Ruoqi Liu, Ge Zhang, Samuel Stevens, Dongfu Jiang, Weiming Ren, Yuxuan Sun, et al. Mmmu: A massive multi-discipline multimodal understanding and reasoning benchmark for expert agi. In *Proceedings of the IEEE/CVF Conference on Computer Vision and Pattern Recognition*, pp. 9556–9567, 2024.
- Junkai Zhang, Zihao Wang, Lin Gui, Swarnashree Mysore Sathyendra, Jaehwan Jeong, Victor Veitch, Wei Wang, Yunzhong He, Bing Liu, and Lifeng Jin. Chasing the Tail: Effective Rubric-based Reward Modeling for Large Language Model Post-Training. *arXiv e-prints*, art. arXiv:2509.21500, September 2025. doi: 10.48550/arXiv.2509.21500.

Ruohong Zhang, Liangke Gui, Zhiqing Sun, Yihao Feng, Keyang Xu, Yuanhan Zhang, Di Fu, Chunyuan Li, Alexander Hauptmann, Yonatan Bisk, and Yiming Yang. Direct preference optimization of video large multimodal models from language model reward. *arXiv preprint*, 2404.01258, 2024. URL <https://arxiv.org/abs/2404.01258>.

Yi-Fan Zhang, Haihua Yang, Huanyu Zhang, Yang Shi, Zezhou Chen, Haochen Tian, Chaoyou Fu, Haotian Wang, Kai Wu, Bo Cui, Xu Wang, Jianfei Pan, Haotian Wang, Zhang Zhang, and Liang Wang. Basereward: A strong baseline for multimodal reward model, 2025a. URL <https://arxiv.org/abs/2509.16127>.

Yi-Fan Zhang, Xingyu Lu, Xiao Hu, Chaoyou Fu, Bin Wen, Tianke Zhang, Changyi Liu, and et al. R1-Reward: Training Multimodal Reward Model through Stable Reinforcement Learning. *arXiv preprint*, 2505.02835, 2025b. URL <https://arxiv.org/abs/2505.02835>.

Jinguo Zhu, Weiyun Wang, Zhe Chen, et al. Internvl3: Exploring advanced training and test-time recipes for open-source multimodal models, 2025. URL <https://arxiv.org/abs/2504.10479>.

A APPENDIX

A.1 REWARD FUNCTION DETAILS

This appendix provides detailed descriptions of the three reward components used in our GRPO optimization. Beyond individual components, we adopt a bounded composite objective so the overall signal remains stable:

$$R_{\text{total}} = \lambda_{\text{pref}} R_{\text{pref}} + \lambda_{\text{rub}} R_{\text{rub}} + \lambda_{\text{fmt}} R_{\text{fmt}}, \quad R_{\text{total}} \in [-1, 1],$$

with default weights $(\lambda_{\text{pref}}, \lambda_{\text{rub}}, \lambda_{\text{fmt}}) = (0.5, 0.3, 0.2)$. Each sub-reward is clipped to $[-1, 1]$ before aggregation to improve training stability.

A.1.1 FORMAT REWARD (R_{fmt})

The format reward ensures that the model output adheres to a strict JSON structure for rubric-grounded preference judgments. Specifically, the output must include five top-level fields: `score_A`, `score_B`, `better`, `rubric`, and `final_verdict`. Here `score_A`/`score_B` are **overall** quality scores in $[0, 10]$, while `rubric` contains **dimension-wise comparative justifications** under a fixed set of criteria (no per-dimension numeric scores).

In practice, we apply three checks: (i) *presence & type* (all fields exist; `score_A`/`score_B` are integers in $[0, 10]$); (ii) *parseability/whitelist* (JSON parses; no control characters); and (iii) *light coherence* (`final_verdict` matches `better`). Hard violations get -1 ; soft mismatches (e.g., verdict mismatch only) get -0.5 ; fully valid schema gets $+1$. This prevents schema drift without over-penalizing otherwise good outputs.

Examples. Valid: Valid:

```
{ "score_A": 8, "score_B": 6, "better": "A",
  "reasoning": {
    "fluency":
      "A is more fluent and concise; B is repetitive.",
    "relevance":
      "Both are on-topic, but A stays closer to the prompt.",
    "accuracy":
      "A is factually correct; B contains a minor factual error.",
    "reasoning":
      "A provides clearer steps and better justification than B.",
    "safety":
      "Both are safe; no harmful content."
  },
  "final_verdict": "A" }
```

Reward: $R_{\text{fmt}} = +1$.

Invalid (missing field / type error):

```
{ "score_A": "8", "better": "A",  
  "reasoning": { "fluency": "..."} }
```

Reward: $R_{\text{fmt}} = -1$ (type error; missing fields).

A.1.2 CONTENT REWARD (R_{pref})

This reward evaluates the alignment between the model’s preference judgment and a reference label. Let the model prediction be $(\hat{s}_A, \hat{s}_B, \hat{b})$, and the reference be (s_A^*, s_B^*, b^*) . If the prediction \hat{b} contradicts the score order or other logical constraints, the reward is -1.0 . Otherwise, it is calculated as:

$$R_{\text{pref}} = \omega_{\text{dir}} \cdot C_{\text{dir}} + \omega_{\text{score}} \cdot C_{\text{score}} \quad (7)$$

- $C_{\text{dir}} = +1$ if $\hat{b} = b^*$, else -1 .
- $C_{\text{score}} = 1 - 2 \cdot \frac{|\hat{s}_A - s_A^*| + |\hat{s}_B - s_B^*|}{20}$

We set $\omega_{\text{dir}} = 0.6$ and $\omega_{\text{score}} = 0.4$ and clip the reward to $[-1, 1]$. Here the constant 20 equals the maximum combined deviation on a 0–10 scale for two candidates. The affine map $1 - 2(\cdot/20)$ yields a symmetric bounded score in $[-1, 1]$: perfect agreement is $+1$, maximal deviation is -1 , and intermediate errors scale linearly, which keeps GRPO gradients well-behaved. If reference scores (s_A^*, s_B^*) are unavailable for a subset of data, we set $\omega_{\text{score}} = 0$ and use the direction term only.

A.1.3 RUBRIC REWARD (R_{rub})

This reward measures the quality of the rubric-grounded explanation in the `rubric` field by checking two aspects:

- **Dimension Coverage** (C_{cover}): whether the explanation provides non-empty justifications for all five dimensions (fluency, relevance, accuracy, reasoning quality, and safety).
- **Comparative Justification** (Δ_{cmp}): whether the justifications contain explicit A-vs-B comparisons that are consistent with the final verdict.

The reward is calculated as:

$$R_{\text{rub}} = \omega_{\text{cover}} \cdot C_{\text{cover}} + \omega_{\text{cmp}} \cdot \Delta_{\text{cmp}} \quad (8)$$

We use $\omega_{\text{cover}} = 0.8$ and $\omega_{\text{cmp}} = 0.2$.

Operationalization. We compute coverage using a *structured* check: a dimension is counted as covered if its key exists in `rubric` and the associated text value is non-empty after whitespace normalization. We map the fraction of covered dimensions to $[-1, 1]$, so full coverage yields $C_{\text{cover}} = +1$. This design encourages concise dimension-wise justifications without requiring per-dimension numeric scores.

Comparative cues. We score $\Delta_{\text{cmp}} \in [-1, 1]$ using lightweight lexical cues (*more/less, better/worse, than, compared to, vs.*) and require that at least one dimension-level justification explicitly references both A and B. Each cue contributes $+1$ if it supports the final verdict and -1 if it contradicts it; we average over cues and clip. If net comparison contradicts the verdict ($\Delta_{\text{cmp}} < 0$), we additionally down-weight R_{rub} by 0.5 to discourage incoherent explanations (e.g., a verdict favoring A but justifications consistently arguing for B).

Ablations and defaults. We find $(\lambda_{\text{pref}}, \lambda_{\text{rub}}, \lambda_{\text{fmt}}) = (0.5, 0.3, 0.2)$ and $(\omega_{\text{dir}}, \omega_{\text{score}}) = (0.6, 0.4)$ robust across modalities. Modestly increasing λ_{rub} improves dimension-wise justification completeness with little effect on preference accuracy; overly large λ_{fmt} over-penalizes minor schema glitches.

Connection to GRPO. Using bounded sub-rewards and a symmetric composite target in $[-1, 1]$ stabilizes advantage estimation and aligns optimization with three goals: (i) correct preference, (ii) rubric-structured comparative justifications, and (iii) consistent output schema.

A.2 IMPLEMENTATION DETAILS

A.2.1 DATA SYNTHESIS.

For our data synthesis pipeline, we process images at their default resolution and uniformly sample 32 frames for video inputs, setting the maximum output length for generated responses to 128 tokens.

A.2.2 TRAINING.

We train both the Qwen-2.5-Omni-3B and 7B backbones. The SFT stage involves lightweight LoRA fine-tuning (rank 8, $\alpha = 32$) on all linear layers while keeping the vision backbone frozen. We train for two epochs with a learning rate of 5×10^{-6} and a global batch size of 48. In the subsequent GRPO stage, the LoRA configuration remains consistent, but the learning rate is adjusted to 1×10^{-5} and the temperature is set to 1.0. Throughout training, the maximum input and output lengths are set to 8K and 1K tokens, respectively.

A.2.3 EVALUATION.

For evaluation, we again use default image resolution but uniformly sample 20 frames for video, while streaming audio inputs as raw waveforms. The maximum input length is set to 6K tokens with an output length between 1K and 4K tokens, depending on the modality. All evaluation responses are generated using a single decoding strategy with a temperature of 0.7 and a top-p of 0.9. All experiments were run 3 times and the average value is taken.

A.3 TEACHER ANNOTATION, RECONCILIATION, AND FILTERING IN OMNI-PREFERENCE

Omni-Preference aims to provide scalable, high-confidence multimodal preference supervision without manual labeling. A key design goal is robustness to (i) teacher-specific bias and rationale style propagation, and (ii) sample-level reversals that can arise when candidates are proposed by a strong-weak generator pairing. This appendix specifies our teacher annotation schema, reconciliation, and filtering rules, together with aggregate and per-pair reliability statistics.

A.3.1 STAGE-1 GENERATES CANDIDATES ONLY (NO LABELS).

Stage-1 uses a capability-gap configuration solely to propose diverse candidate pairs (x, A, B) . Importantly, it does **not** assign any preference labels and does not assume that the nominally stronger generator is always better. Weak-strong reversals can occur at the sample level (e.g., low-margin prompts, domain mismatch), so all final preferences are produced exclusively in Stage-2 by independent teachers.

A.3.2 HETEROGENEOUS MULTI-TEACHER RUBRIC ANNOTATION (SCHEMA).

For each Stage-1 pair, we query two cross-system multimodal teachers, GPT-4o-mini and Doubao-1.5-Pro, using an identical structured prompt (Appendix A.6). Their architectural and training-data diversity provides natural cross-validation and reduces systematic bias from any single teacher.

Each teacher must return a strict JSON object containing: (i) integer overall scores `score_A` and `score_B` in $[0, 10]$; (ii) a categorical verdict `better` $\in \{A, B, \text{equal}\}$; and (iii) a rubric-structured explanation consisting of five global criteria: *fluency*, *relevance*, *accuracy/completeness*, *clarity/logic*, and *safety*. **Crucially, the rubric explanation is dimension-wise textual justification only (no per-dimension numeric scoring).** Optionally, for modality-aware coverage, the teacher may also provide a short list of modality-specific facets (e.g., visual grounding, temporal consistency, audio event alignment) as additional evidence fields. This fixed rubric constrains free-form stylistic drift while standardizing the evidence used to support the final preference.

A.3.3 RECONCILIATION OF TWO TEACHER JUDGMENTS.

Let teacher t output $(s_A^{(t)}, s_B^{(t)}, b^{(t)}, \mathcal{J}^{(t)})$, where $s_A^{(t)}, s_B^{(t)} \in [0, 10]$ are overall scores, $b^{(t)}$ is the verdict, and $\mathcal{J}^{(t)}$ is the rubric-structured dimension-wise justification. We define the teacher margin as $\Delta^{(t)} = |s_A^{(t)} - s_B^{(t)}|$.

Given two teacher outputs, we reconcile them into the following cases:

- **Case I: Full agreement (non-tie).** Teachers agree on `better` $\in \{A, B\}$ and the score ordering is consistent with the verdict. We retain the pair and set final scores by averaging: $s_A = \frac{1}{2}(s_A^{(1)} + s_A^{(2)})$, $s_B = \frac{1}{2}(s_B^{(1)} + s_B^{(2)})$. For the rubric justification, we select the teacher output with higher rubric-coverage and validity under our rule checks (see R4 below); if tied, we randomly select one to avoid systematic style dominance.
- **Case II: Verdict agreement but partial mismatch in scores/justifications.** Teachers agree on `better` $\in \{A, B\}$ but differ in score magnitudes or provide complementary evidence. We retain the pair, average overall scores as above, and merge the rubric justification *dimension-wise*: for each criterion, we concatenate concise evidence from both teachers while enforcing a comparable length budget. This reduces single-teacher style propagation and preserves rubric coverage.
- **Case III: Verdict conflict or tie-dominated outputs.** If teachers disagree on `better` (A vs. B), we discard the pair by default due to low confidence. If either teacher outputs `equal`, we treat it as a tie signal and discard it from pairwise training (but include it in reliability statistics). To verify filtering behavior, we randomly sample 5% of discarded conflicts for rapid human auditing; audited samples are **not used for training**.

This reconciliation admits only cross-teacher-validated examples and limits the propagation of biased or incorrect justifications.

A.3.4 RULE-BASED FILTERING AFTER RECONCILIATION.

After Case I/II reconciliation, we apply strict rules and remove a sample if *any* rule holds:

- **R1 (Duplicate/near-duplicate):** A and B are identical or near-identical.
- **R2 (Invalid content):** either response is empty, refusal-only, or contains clear formatting/meta errors.
- **R3 (Score-verdict inconsistency):** score ordering contradicts `better`.
- **R4 (Malformed rubric fields):** missing required rubric dimensions, empty justification text, or invalid JSON.
- **R5 (Both poor/uninformative):** both responses fall below absolute-quality thresholds (A.4.4), yielding no meaningful preference signal.
- **R6 (Post-reconciliation semantic confidence):** residual contradictions between the verdict and the rubric evidence (e.g., the justification consistently argues against the chosen winner), detected by lightweight consistency checks.

Rules R1–R4 ensure structural validity; R5 removes low-information pairs; and R6 enforces semantic confidence beyond surface agreement.

A.3.5 RELIABILITY STATISTICS.

We report three aggregate signals that quantify pipeline robustness: (i) weak–strong reversal rate (teacher prefers the nominally weaker generator), (ii) teacher tie rate, and (iii) Stage-1→Stage-2 discard ratio. Across modalities and generator pairs, we observe bounded rates:

- **Weak>Strong (teacher prefers weak generator, before final filtering):** 2%–32%.
- **Teacher ties (`better` = `equal`):** 0.8%–12%.
- **Stage-1 pairs discarded after Stage-2 reconciliation/filtering:** 10%–28%.

Training Data	Generator Pair	Teacher	Weak>Strong (%)	Ties (%)	Discard after Stage-2 (%)
Image	Qwen2.5-VL-7B vs Qwen2.5-VL-3B	gpt4omini	13.98	11.49	16.63
		doubao1.5pro	16.91	2.35	
	Qwen2.5-VL-7B vs LLaVA-1.5-7B	gpt4omini	6.62	1.82	10.12
		doubao1.5pro	2.13	0.79	
Video	Qwen2.5-VL-7B vs Qwen2.5-VL-3B	gpt4omini	11.34	10.88	19.37
		doubao1.5pro	16.79	4.65	
Audio	R1-AQA-7B vs Qwen2-Audio-7B	gpt4omini	18.14	10.32	21.13
		doubao1.5pro	20.22	8.82	
	Qwen2.5-Omni-7B vs Qwen2-Audio-7B	gpt4omini	28.78	11.67	26.59
		doubao1.5pro	25.12	8.34	
	Qwen2.5-Omni-7B vs Qwen2.5-Omni-3B	gpt4omini	31.90	11.73	28.73
		doubao1.5pro	28.37	4.21	

Table 3: Detailed reliability statistics for Omni-Preference. Weak>strong denotes that teachers prefer the nominally weaker generator output (measured before final filtering). Ties correspond to better = equal. Discard ratio is measured after Stage-2 reconciliation and filtering.

Higher weak>strong frequencies mainly appear in low-margin comparisons or low-resource settings; most sources lie near the lower end of each range. Tie cases are reported for transparency but are not included in pairwise training.

Per-pair / per-teacher reliability breakdown. Table 3 reports detailed weak>strong reversal rates, tie rates, and Stage-1→Stage-2 discard ratios for each generator pair and modality.

A.3.6 EMPIRICAL VALIDATION OF ROBUSTNESS.

We conduct two checks to validate that reconciliation and filtering reduce label noise and prevent teacher-style corruption. First, human spot-checks on discarded vs. retained samples confirm that conflicts are dominated by hallucinated, rubric-inconsistent, or structurally malformed outputs, while retained justifications remain rubric-compliant and calibrated. Second, Omni-RRM trained on Omni-Preference generalizes to unseen model families and benchmarks (e.g., Qwen2.5, InternVL, GPT-4o-mini, LLaVA), suggesting limited teacher-style overfitting. If reversals, ties, or conflicts introduced systematic noise, we would expect degraded cross-model consistency, which we do not observe.

A.4 THE USAGE OF LLM.

In the preparation of this manuscript, we utilized a large language model (LLM) as an assistive tool. Its application was limited to language polishing to enhance clarity and readability, as well as for assistance in debugging and refining our source code. The authors assume full responsibility for all content, including the final ideas, analysis, and conclusions presented herein.

A.5 PROMPT DETAILS.

To ensure reproducibility and transparency of our experiments, we summarize all the prompts employed throughout our pipeline. For the strong model annotation used in synthetic data generation, the detailed template is provided in Table 9. The supervised fine-tuning (SFT) stage adopts the prompt shown in Table 10. During reinforcement learning via Group-Relative Policy Optimization (GRPO), we employ the instruction format illustrated in Table 11. Finally, for inference across benchmarks, we use the prompt specified in Table 12. For multi-modal tasks, input modality is explicitly denoted as <modality> to indicate image, video, or audio contexts.

A.6 EFFECTIVENESS OF OMNI-PREFERENCE VS. PUBLIC PREFERENCE DATA

Objective. We test whether our automatically constructed dataset (**Omni-Preference**) provides a stronger and more scalable supervision signal than public preference corpora that mix pointwise and pairwise labels.

A.6.1 SETUP

Backbone. Qwen2.5-Omni-7B reward model (fixed across runs).

Data. (A) *Ours (image-only subset)*; (B) *LLaVA-Critic* (equal-sized subset; contains both pointwise and pairwise instances); (C) *Mixture* (50% Ours + 50% LLaVA-Critic).

Budget control. Same number of training instances, steps/epochs, batch size, max length, optimizer, and early stopping. Unless noted, we report means over three seeds.

Primary metric. Accuracy on **VL-RewardBench (Reasoning split)**; we remove potential contamination via exact and near-duplicate filtering. **Note:** “Reasoning” here refers to the benchmark split name, not a separate supervision type in our outputs.

A.6.2 TRAINING PROTOCOL

Supervision types and sampling. LLaVA-Critic contains both pointwise and pairwise supervision. During training on LLaVA-Critic, and for the LLaVA-Critic portion of the *Mixture*, we sample pointwise and pairwise instances at a 1:1 ratio. Our *Ours (image-only)* subset provides rubric-grounded structured targets: overall scores (`score_A/score_B`), a winner label (`better`), and dimension-wise rubric justifications (five criteria as comparative text, without per-dimension numeric scoring).

Recipes. We evaluate *SFT* and *SFT+RL* for all sources with identical hyperparameters. For *SFT+RL*, rewards are routed by source: (i) samples from *Ours* use the rubric-structured reward in Appx. A.1 (format validity, preference correctness, and rubric justification quality); (ii) samples from *LLaVA-Critic* use our task-type-aware reward (pointwise: deviation-based; pairwise: match reward / mismatch penalty). The same routing applies within the *Mixture*.

Table 4: **Equal-size, fixed-budget comparison.** Our structured supervision (overall score + winner + rubric-grounded dimension-wise justifications) yields higher accuracy than an equal-sized LLaVA-Critic subset; a 50/50 *Mixture* remains compatible but shows mild dilution under a fixed budget. Results are means over three seeds.

Training source	Recipe	VL-RewardBench (Reasoning) Acc.
Ours (image-only)	SFT	60.5
Ours (image-only)	SFT+RL	68.0
LLaVA-Critic (equal-sized)	SFT	58.3
LLaVA-Critic (equal-sized)	SFT+RL	58.8
Mixture (50% Ours + 50% LLaVA-Critic)	SFT	58.2
Mixture (50% Ours + 50% LLaVA-Critic)	SFT+RL	62.0

A.6.3 RESULTS AND TAKEAWAYS

Table 4 summarizes an equal-size, fixed-budget comparison across data sources under identical training recipes, isolating the effect of supervision signal quality.

Signal strength. Ours (60.5/68.0) > LLaVA-Critic (58.3/58.8) in both SFT and SFT+RL, indicating that rubric-grounded structured records provide a more informative training signal under the same budget.

Compatibility. The 50/50 Mixture (58.2/62.0) remains competitive, demonstrating compatibility with public preference data. The drop relative to Ours reflects budget-limited dilution rather than incompatibility.

Practical use. When resources are limited, prioritize higher-information supervision (Ours). Mixing is viable for coverage/domain exposure with a modest performance trade-off.

A.7 DIFFICULTY-STRATIFIED EVALUATION (HARD VS. EASY PAIRS)

Following the difficulty definition in §4.1 and Table 1, we quantify the contrast of each preference pair using the teacher score margin.

Difficulty definition. For each test instance with two candidate responses A and B , the teacher outputs *overall* scores $s_A, s_B \in [0, 10]$ (together with a rubric-grounded rationale decomposed into five shared criteria as *textual* justifications, without per-dimension numeric scoring). We define the difficulty margin as

$$\Delta = |s_A - s_B|. \quad (9)$$

Pairs with small margins correspond to low-contrast (hard) comparisons.

Hard/easy split. During training, we treat pairs with $\Delta < 2$ as *hard*, consistent with §4.1. For evaluation *only*, we adopt a slightly relaxed split to avoid boundary effects:

- **Hard:** $\Delta \leq 2$
- **Easy:** $\Delta > 2$

This relaxation is used solely for reporting; it does not change any training data or objective.

Results. We stratify all test pairs in VL-RewardBench (VisitBench split), ShareGPT-V, and Audio-HH, and report accuracy on each subset. Table 5 shows that Omni-RRM consistently improves performance in both regimes, with substantially larger gains on hard pairs.

Benchmark	Easy ($\Delta > 2$)		Hard ($\Delta \leq 2$)	
	Base	Omni-RRM	Base	Omni-RRM
Audio-HH	76.2	77.6 (+1.4)	56.0	60.8 (+4.8)
ShareGPT-V	71.0	80.6 (+9.6)	62.5	79.8 (+17.3)
VL-RewardBench	69.6	78.3 (+8.7)	57.2	71.3 (+14.0)
Average \uparrow		+6.6 pp		+12.0 pp

Table 5: Difficulty-stratified results. Base denotes Qwen2.5-Omni-7B, and Omni-RRM denotes Omni-RRM-7B. Improvements are shown in parentheses.

Discussion. Across all benchmarks, Omni-RRM yields larger improvements on genuinely hard, low-contrast pairs (+12.0 pp on average), while still improving easy pairs (+6.6 pp). This indicates that Omni-RRM not only strengthens preference alignment in clear-cut cases, but more importantly enhances fine-grained discrimination when the teacher-provided score margin is small.

A.8 HUMAN VALIDATION OF THE OMNI-PREFERENCE DATASET

To complement the automatic multi-teacher reconciliation and filtering in §4.1, we conduct a small-scale human validation study to directly assess the reliability of reconciled preference labels and rubric-grounded rationales.

Sampling and annotation setup. We randomly sample 300 preference pairs with stratification by modality and difficulty: 100 image, 100 video, and 100 audio. Within each modality we include both hard and easy pairs with a roughly balanced split. Consistent with §4.1, hard pairs are defined by the teacher overall-score margin $\Delta = |score_A - score_B| < 2$; all other pairs are treated as easy. Four annotators with graduate-level experience in multimodal reasoning independently review each sample.

Annotators perform two tasks:

- **Preference agreement:** whether the human preference matches the reconciled label (A/B/equal).
- **Rationale quality:** whether the five-dimension explanation (fluency, relevance, accuracy, reasoning quality, safety) is coherent, grounded in the input, and logically consistent with the final verdict.

Modality	Accuracy (%)	Fleiss' κ	Rationale Accept (%)
Image	82	0.78	76
Video	82	0.82	79
Audio	85	0.80	80
Overall	83	0.81	79

Table 6: Human validation on 300 stratified samples across modality and difficulty.

Metrics. We report (i) **preference accuracy** with respect to human judgments, (ii) **Fleiss' κ** for inter-annotator agreement (four raters), and (iii) **rationale acceptance rate**. Results are summarized in Table 6. Human preference labels are aggregated by majority vote across the four annotators (ties are mapped to `equal`). A rationale is counted as accepted if at least 3 out of 4 annotators mark it as coherent, grounded, and logically valid.

Results and summary. We observe high human–teacher agreement on preferences (83%), substantial inter-annotator reliability (Fleiss' $\kappa = 0.81$), and a high acceptance rate of rubric-grounded rationales (79%) (Table 6). Overall, these results support that the multi-teacher reconciliation and filtering pipeline yields consistent, human-aligned preference labels and coherent rubric-grounded explanations at a practical quality level.

A.9 TEXT-ONLY PREFERENCE ON HH-RLHF (WITH PROPRIETARY AND OPEN-SOURCE BASELINES)

To evaluate whether omni-modal reward training preserves (or improves) core text preference modeling ability, we report text-only preference accuracy (%) on **HH-RLHF** Bai et al. (2022) (Table 7). Since absolute scores are confounded by backbone and recipe differences (e.g., Qwen2.5-Omni vs. Qwen2.5-VL), we primarily interpret this experiment as a **text generalization** test via **relative improvement over each model's own backbone**. Accordingly, we emphasize gains (trained RM minus its corresponding base model) rather than direct absolute comparisons across architecturally distinct systems.

Model	Eval set	Preference (%)
<i>Proprietary (for reference)</i>		
GPT-4o-mini	HH-RLHF	73.1
Doubao-1.5-Vision-Pro	HH-RLHF	74.0
Gemini-2.0-Flash	HH-RLHF	72.9
<i>Open-source backbones</i>		
Qwen2.5-Omni-3B	HH-RLHF	63.5
Qwen2.5-Omni-7B	HH-RLHF	67.6
Qwen2.5-VL-7B-instruct	HH-RLHF	70.8
<i>Open-source reward models</i>		
LLaVA-Critic-7B	HH-RLHF	68.2
UnifiedReward-think-qwen-7B	HH-RLHF	68.3
Skywork-VL-Reward-7B	HH-RLHF	70.4
R1-Reward-7B	HH-RLHF	71.8
Ours		
Omni-RRM-3B (SFT)	HH-RLHF	67.9
Omni-RRM-3B (SFT+RL)	HH-RLHF	68.6
Omni-RRM-7B (SFT)	HH-RLHF	68.3
Omni-RRM-7B (SFT+RL)	HH-RLHF	69.8

Table 7: Text-only preference accuracy on HH-RLHF (higher is better). We primarily interpret this table via relative improvement over each model's own backbone to assess text generalization under omni-modal reward training.

Observations. (1) **Consistent gains over the backbone (text generalization).** Omni-RRM-7B (SFT+RL) improves over Qwen2.5-Omni-7B by +2.2 pp (67.6 \rightarrow 69.8). At the 3B scale, Omni-RRM-3B (SFT+RL) improves over Qwen2.5-Omni-3B by +5.1 pp (63.5 \rightarrow 68.6).

(2) **Competitive with recent open-source reward baselines on text.** Under this text-only evaluation, Omni-RRM-7B (SFT+RL) is above UnifiedReward-think-qwen-7B (69.8 vs. 68.3) and LLaVA-Critic-7B (69.8 vs. 68.2).

(3) **Backbone-normalized comparison to other reward models.** R1-Reward-7B improves over its backbone (Qwen2.5-VL-7B-instruct) by +1.0 pp (70.8 \rightarrow 71.8). Under this backbone-normalized view, Omni-RRM-7B exhibits a larger gain (+2.2 pp) despite being trained with omni-modal supervision rather than dedicated text-only reward training.

Overall, these results indicate that omni-modal reward training with rubric-grounded preference supervision can generalize to text-only preference modeling without sacrificing core text capability.

A.10 LATENCY/COST VS. GAIN, AND CI PROTOCOL

Latency/cost under a shared BoN budget. All methods use the same generator (Qwen2.5-Omni-7B) and $N=5$. RM inference follows identical decoding settings (temperature 0.7, `max_new_tokens=512`) on a single RTX 3090. We report per-pair RM output length (tokens), latency, and the mean BoN gain vs. greedy.

Benchmark / RM	RM output tokens	Latency / pair (s)	BoN mean gain (pp)
MMMU / UnifiedReward-think	184	2.3	+1.2
MMMU / LLaVA-Critic	120	1.5	+0.3
MMMU / Omni-RRM	265	3.6	+1.0
Video-MME / UnifiedReward-think	189	3.3	+0.9
Video-MME / Omni-RRM	271	4.0	+1.3
AVQA / Omni-RRM	234	3.7	+2.3

Table 8: Per-pair RM latency vs. BoN gain at $N=5$. Omni-RRM’s structured rationales increase RM tokens/latency yet yield competitive or higher gains, notably on Video-MME and AVQA.

Table 9: Prompt used for strong model annotation during synthetic data generation.

Strong Model Annotation

You are a helpful and thoughtful AI assistant with experience in multi-modal reasoning.

Task

Two candidate answers (Model A & Model B) are provided for a question related to a `<modality>`. Your task is to analyze and give a comparative evaluation of their quality and accuracy based on **five** key dimensions.

Evaluation Dimensions

1. Fluency and coherence
2. Relevance to the question and `<modality>`
3. Accuracy and completeness
4. Reasoning quality
5. Safety and ethical alignment

Scoring Guidelines

- 9–10: Excellent in all dimensions
- 6–8: Good overall with minor issues in 1–2 dimensions
- 3–5: Deficient in 2–3 dimensions
- 0–2: Poor in 4–5 dimensions

Evaluation Process

1. First, imagine the most ideal and factually accurate answer as a reference.
2. Evaluate both answers across all five dimensions.
3. Assign each model an integer score from 0 to 10 based on the dimensional analysis.
4. Decide which model performed better overall (“A”, “B”, or “equal”).
5. Provide detailed reasoning covering all five dimensions.

Output Instructions

- Output must be a **strictly valid JSON object**.
- Do **NOT** include markdown, code fences, explanations, or placeholder text like `<integer>`.
- All field names and string values must be enclosed in double quotes.
- Put all reasoning in a single string under the `"reasoning"` key.
- The final verdict should be one of: `"<answer>[A]</answer>"`, `"<answer>[B]</answer>"`, or `"<answer>[equal]</answer>"`.

Required Output Keys

```
{
  "score_A": [integer between 0 and 10],
  "score_B": [integer between 0 and 10],
  "better": "A" or "B" or "equal",
  "reasoning": "<think>...</think>",
  "final_verdict": "<answer>[A]</answer>"
}
```

Context

```
Image file: {image_path}
Question: {question}
Candidate A: {answer_a}
Candidate B: {answer_b}
```

Table 10: Prompt used in the SFT stage.

SFT Prompt

You are a helpful and thoughtful AI assistant with experience in multi-modal reasoning.

Task

Two candidate answers (Model A & Model B) are provided for a question related to a <modality>. Your task is to analyze and give a comparative evaluation of their quality and accuracy based on **five** key dimensions.

Evaluation Dimensions

1. Fluency and coherence
2. Relevance to the question and <modality>
3. Accuracy and completeness
4. Reasoning quality
5. Safety and ethical alignment

Scoring Guidelines

- 9–10: Excellent in all dimensions
- 6–8: Good overall with minor issues in 1–2 dimensions
- 3–5: Deficient in 2–3 dimensions
- 0–2: Poor in 4–5 dimensions

Evaluation Process

1. First, imagine the most ideal and factually accurate answer to the question based on the <modality> and question context. This `reference_answer` will serve as the gold standard.
2. Evaluate both answers across all five dimensions.
3. Assign each model an integer score from 0 to 10 based on the dimensional analysis.
4. Determine which model performed better overall (“A”, “B”, or “equal”).
5. Provide detailed reasoning covering all five dimensions.

Output Instructions

- Output must be a **strictly valid JSON object**.
- Do **NOT** include markdown, code fences, explanations, or placeholder text like <integer>.
- All field names and string values must be enclosed in double quotes.
- Put the reasoning in a single string under the "reasoning" key.
- The final verdict should be exactly one of: "<answer>[[A]]</answer>", "<answer>[[B]]</answer>", or "<answer>[[equal]]</answer>".

Required Output Keys

```
{
  "score_A": [integer between 0 and 10],
  "score_B": [integer between 0 and 10],
  "better": "A" or "B" or "equal",
  "reasoning": "<think>Part 1: In terms of Fluency and Coherence, ...
  For Relevance to the Question and <modality>, ...
  Regarding Accuracy and Completeness, ...
  In terms of Reasoning Quality, ...
  Part 2: In terms of Safety and Ethical Alignment, ...</think>",
  "final_verdict": "<answer>[[A]]</answer>"
}
```

Context

```
<modality> file: {modality_path}
Question: {question}
Candidate A: {answer_a}
Candidate B: {answer_b}
```

Table 11: Prompt used in the GRPO stage.

GRPO Prompt

You are a helpful and thoughtful AI assistant with experience in multi-modal reasoning.

Task

Two candidate answers (Model A & Model B) are provided for a question related to a `<modality>`. Your task is to analyze and give a comparative evaluation of their quality and accuracy based on **five** key dimensions.

Evaluation Dimensions

1. Fluency and coherence
2. Relevance to the question and `<modality>`
3. Accuracy and completeness
4. Reasoning quality
5. Safety and ethical alignment

Scoring Guidelines

- 9–10: Excellent in all dimensions
- 6–8: Good overall with minor issues in 1–2 dimensions
- 3–5: Deficient in 2–3 dimensions
- 0–2: Poor in 4–5 dimensions

Evaluation Process

1. First, imagine the most ideal and factually accurate answer to the question based on the `<modality>` and question context. This `reference_answer` will be used as the gold standard in your evaluation.
2. Evaluate both answers across all five dimensions.
3. Assign each model an integer score from 0 to 10 based on the dimensional analysis.
4. Determine which model performed better overall (“A”, “B”, or “equal”).
5. Provide detailed reasoning covering all five dimensions.

Output Schema (STRICT)

- Start your reply exactly with “{” and end with “}”.
- Never output ```json, ```, or any other Markdown fence.
- Keys must be exactly: `score_A`, `score_B`, `better`, `reasoning`, `final_verdict`.
- The value of `better` must be “A”, “B”, or “equal”.
- `final_verdict` must be one of: `"<answer>[[A]]</answer>"`, `"<answer>[[B]]</answer>"`, `"<answer>[[equal]]</answer>"`.
- The letter inside `final_verdict` must match the value of `better`.
- `reasoning` must be a single JSON string, using “\n” for line breaks.
- Do not include explanatory text outside the JSON object.

Required Output Keys

```
{
  "score_A": [integer between 0 and 10],
  "score_B": [integer between 0 and 10],
  "better": "A" or "B" or "equal",
  "reasoning": "<think>Part 1:...</think>",
  "final_verdict": "<answer>[ [A] ]</answer>"
}
```

Context

```
<modality> file: {modality_path}
Question: {question}
Candidate A: {answer_a}
Candidate B: {answer_b}
```

Table 12: Prompt used for inference across benchmarks.

Inference Prompt

You are a helpful and thoughtful AI assistant with expertise in multi-modal reasoning.

Please analyze the following <modality> and question, then determine which of the two provided answers is better based on five evaluation dimensions:

1. Fluency and coherence
2. Relevance to the question and <modality>
3. Accuracy and completeness
4. Reasoning quality
5. Safety and ethical alignment

Before making your judgment

- First, imagine the most ideal and factually accurate answer (a reference answer) based on the <modality> and the question.
- Then, compare each candidate to this ideal answer across the five dimensions.
- Provide integer scores (0–10) for both answers.
- Write a clear reasoning summary covering all five dimensions.
- Finally, decide which answer is better.

Required Output Format (STRICT JSON)

```
{
  "score_A": [0-10],
  "score_B": [0-10],
  "better": "A" or "B" or "equal",
  "reasoning": "<think>[detailed analysis across five dimensions]</think>",
  "final_verdict": "<answer>[[A]]</answer>"
}
```

Hard Rules

- OUTPUT MUST BE VALID JSON
- Include ALL specified fields exactly
- final_verdict MUST match the better field
- Scores MUST be integers 0–10
- Do NOT include markdown, code fences, or text outside JSON

Evaluation Context

```
Question: {question}
Answer A: {answer_a}
Answer B: {answer_b}
```
