

Think Dense, Not Long: Dynamic Decoupled Conditional Advantage for Efficient Reasoning

Keqin Peng¹, Yuanxin Ouyang¹, Xuebo Liu²,
Zhiliang Tian³, Ruijian Han⁴, Yancheng Yuan⁴, Liang Ding^{5*}

¹Beihang University ²Harbin Institute of Technology, Shenzhen

³National University of Defense Technology ⁴Hong Kong Polytechnic University ⁵Alibaba Group
keqin.peng@buaa.edu.cn liangding.liam@gmail.com

Abstract

Reinforcement Learning with Verifiable Rewards (RLVR) can elicit strong multi-step reasoning, yet it often encourages overly verbose traces. Moreover, naive length penalties in group-relative optimization can severely hurt accuracy. We attribute this failure to two structural issues: (i) **Dilution of Length Baseline**, where incorrect responses (with zero length reward) depress the group baseline and over-penalize correct solutions; and (ii) **Difficulty-Penalty Mismatch**, where a static penalty cannot adapt to problem difficulty, suppressing necessary reasoning on hard instances while leaving redundancy on easy ones. We propose **Dynamic Decoupled Conditional Advantage (DDCA)** to decouple efficiency optimization from correctness. DDCA computes length advantages *conditionally* within the correct-response cluster to eliminate baseline dilution, and dynamically scales the penalty strength using the group pass rate as a proxy for difficulty. Experiments on GSM8K, MATH500, AMC23, and AIME25 show that DDCA consistently improves the efficiency–accuracy trade-off relative to adaptive baselines (e.g., [Arora and Zanette, 2025](#)), reducing generated tokens by approximately 60% on simpler tasks (e.g., GSM8K) versus over 20% on harder benchmarks (e.g., AIME25), thereby maintaining or improving accuracy. Code is available at <https://github.com/alphadl/DDCA>.

1 Introduction

The advent of large reasoning models (LRMs), exemplified by OpenAI’s o1¹ and DeepSeek-R1 ([Guo et al., 2025](#)), has marked a paradigm shift in natural language processing from “System 1” rapid responses to “System 2” deliberate reasoning. By employing Chain-of-Thought (CoT) prompting/verification ([Wei et al., 2022](#); [Wang et al., 2023](#))

and Reinforcement Learning with Verifiable Rewards (RLVR), these models have achieved unprecedented success in complex mathematical and logical domains. However, this performance comes at a substantial cost: *inference inefficiency*. Models trained via standard RLVR, such as Group Relative Policy Optimization (GRPO), tend to develop a behavior we term “**overthinking**”—generating excessively verbose reasoning traces that inflate computational costs and latency without necessarily improving the final answer’s correctness.

Mitigating overthinking is critical for the scalable deployment of LRMs. A natural intuition is to incorporate a length penalty into the reward function to discourage verbosity. While straightforward, empirical evidence suggests that naively penalizing length often substantially degrades reasoning performance ([Su and Cardie, 2025](#)). The community faces a dilemma: we can have models that are accurate but verbose, or efficient but intellectually “shallow”.

In this work, we investigate the root cause of this trade-off. We argue that the failure of naive length penalties is not merely a hyperparameter tuning issue, but stems from structural issues in how correctness and efficiency signals interact under group-relative optimization. Through a theoretical decomposition of the GRPO objective, we identify two critical failures:

- **The Dilution of Length Baseline:** In standard group-relative estimation, the baseline is computed over all samples. Since incorrect responses typically receive zero reward (and thus carry no length signal), mixed-quality groups exhibit a systematically depressed baseline. As a result, even correct solutions can be over-penalized against an artificially low threshold. *DDCA addresses this by computing length advantages only within the correct-response cluster.*

* Corresponding Authors.

¹<https://openai.com/o1/>

- **Difficulty-Penalty Mismatch:** A static length penalty cannot adapt to problem difficulty. It tends to suppress necessary reasoning on hard problems (where longer traces are required for correctness), while being too weak to curb redundancy on easy problems. *DDCA addresses this by scaling the efficiency pressure using the group pass rate, focusing on correctness for hard instances and efficiency for easy ones.*

To resolve these issues, we propose **Dynamic Decoupled Conditional Advantage (DDCA)**, a reward shaping framework compatible with GRPO and RLOO. DDCA disentangles efficiency from correctness with two coupled designs that map directly to the two failures above: (i) it computes length advantages **conditionally** within the correct-response cluster to eliminate baseline dilution; and (ii) it dynamically scales the penalty strength using the group pass rate to adapt length control to difficulty. We further apply a Sigmoid-based mapping to bound length signals, turning efficiency from a punitive constraint into a stable **bonus** for high information density.

We validate DDCA on the DeepSeek-R1-Distill (representing the SFT stage) and DeepScaleR (representing the further RL-refined stage) across four competitive benchmarks (GSM8K, MATH500, AMC23, AIME25). Experimental results demonstrate that DDCA selectively optimizes costs based on difficulty: it reduces token consumption by approx. 60% on simpler tasks (e.g., GSM8K) while retaining 75–80% of the reasoning length on harder benchmarks (e.g., AIME25) to ensure correctness. Our work shows that we can teach models to think efficiently without forcing them to think less.

Our **contributions** are summarized as follows:

- We dissect the failure of length-penalized RLVR, identifying the *Dilution of Length Baseline* and *Difficulty-Penalty Mismatch* as the structural causes of the efficiency–accuracy trade-off.
- We propose DDCA, a theoretically grounded framework that decouples correctness and efficiency via conditional (correct-only) length advantages and difficulty-aware scaling.
- Experiments show that DDCA achieves a strong efficiency–accuracy trade-off across model families and benchmarks.

2 Preliminaries

2.1 Reinforcement learning with verifiable rewards (RLVR)

Reinforcement learning with verifiable rewards (RLVR), notably Group Relative Policy Optimization (GRPO; Shao et al. (2024)), is an effective method for enhancing the reasoning ability of large language models. GRPO formulates a policy-gradient objective that removes the need for an explicit value function by using comparative advantage estimation within a group of sampled responses. Specifically, GRPO samples a group of responses $\{o_1, o_2, \dots, o_G\}$ for each question, assigns each response a verifiable reward $r(\cdot)$, and then estimates its advantage using the group mean and standard deviation of rewards:

$$\hat{A}_i = \frac{r(o_i) - \text{mean}(\{r(o_1), r(o_2), \dots, r(o_G)\})}{\text{std}(\{r(o_1), r(o_2), \dots, r(o_G)\})}. \quad (1)$$

Similar to PPO (Schulman et al., 2017), GRPO uses a clipped objective with KL penalty and optimizes the policy model π_θ by maximizing the following objective:

$$\begin{aligned} \mathcal{J}_{\text{GRPO}}(\theta) = & \mathbb{E}_{q \sim \mathcal{D}, \{o_i\}_{i=1}^G \sim \pi_{\theta_{\text{old}}}(\cdot|q)} \\ & \frac{1}{G} \sum_{i=1}^G \frac{1}{|o_i|} \sum_{j=1}^{|o_i|} \left\{ \min \left[\tau_{i,t}(\theta) \hat{A}_i, \right. \right. \\ & \left. \left. \text{clip}(\tau_{i,t}(\theta), 1 - \varepsilon, 1 + \varepsilon) \hat{A}_i \right] \right. \\ & \left. - \beta \mathbb{D}_{\text{KL}}[\pi_\theta \parallel \pi_{\text{ref}}] \right\}, \end{aligned} \quad (2)$$

where

$$\tau_{i,t} = \frac{\pi_\theta(o_{i,t}|q, o_{i,<t})}{\pi_{\theta_{\text{old}}}(o_{i,t}|q, o_{i,<t})} \quad (3)$$

$$\mathbb{D}_{\text{KL}}(\pi_\theta \parallel \pi_{\text{ref}}) = \frac{1}{|o_i|} \sum_{t=1}^{|o_i|} \log \frac{\pi_\theta(o_{i,t}|q, o_{i,<t})}{\pi_{\text{ref}}(o_{i,t}|q, o_{i,<t})}. \quad (4)$$

Here, $|o_i|$ is the sequence length of response o_i . π_{ref} represents the reference model and the term $\mathbb{D}_{\text{KL}}(\pi_\theta \parallel \pi_{\text{ref}})$ indicates a KL penalty term to limit how much the trained model π_θ can deviate from the reference model π_{ref} .

2.2 Rule-based Reward Modeling with Length Penalty

For mitigating the overthinking phenomenon, one of the most straightforward methods is to add a length-based reward along with the fundamental

correctness reward R_c to encourage shorter yet correct responses (Su and Cardie, 2025; Arora and Zanette, 2025). Specifically, if adopting a monotonically decreasing length reward function $R(l) = -\gamma l$ that takes the sequence length l as input, the combined reward is defined as:

$$R(\hat{y}, y) = \begin{cases} 1 - \gamma|o_i|, & \text{is_equivalent}(\hat{y}, y) \\ 0, & \text{otherwise} \end{cases} \quad (5)$$

where y is the ground-truth answer and \hat{y} is the predicted answer, and γ is a small factor to prevent the length reward from leading the overall reward, which could be adaptively computed (Su and Cardie, 2025) or preset as a hyperparameter (Team et al., 2025).

3 Revisiting Length Penalty in RLVR

While introducing a length penalty is a prevalent heuristic to mitigate the overthinking phenomenon in reasoning models, empirical observations indicate that naively mixing a length penalty with correctness rewards often leads to performance degradation. In this section, we analyze the standard coupled reward formulation and identify two critical issues: the *Dilution of Length Baseline* and *Difficulty-Penalty Mismatch*, which collectively hinder the model’s ability to balance reasoning depth and conciseness.

3.1 The Dilution of Length Baseline

Standard GRPO estimates the baseline using the mean reward of all samples in a group. Let a prompt q generate a group of G responses $\mathcal{O} = \{o_1, \dots, o_G\}$. We denote the subset of correct responses as $\mathcal{C} \subset \mathcal{O}$ with size n , and incorrect responses as \mathcal{W} with size $G - n$. Using the reward function from Equation 5, the group mean μ is calculated as:

$$\begin{aligned} \mu &= \frac{1}{G} \sum_{i=1}^G R(y, o_i) \\ &= \frac{1}{G} \left(\sum_{o_j \in \mathcal{C}} (1 - \gamma|o_j|) + \sum_{o_k \in \mathcal{W}} 0 \right). \end{aligned} \quad (6)$$

Let $\bar{L}_C = \frac{1}{n} \sum_{o_j \in \mathcal{C}} |o_j|$ be the average length of the *correct* responses. The group mean simplifies to:

$$\mu = \frac{n}{G} - \gamma \frac{n}{G} \bar{L}_C. \quad (7)$$

Now, consider the unnormalized advantage $A_i^{\text{raw}} = R(y, o_i) - \mu$ for a specific correct response $o_i \in \mathcal{C}$. Substituting the terms:

$$\begin{aligned} A_i^{\text{raw}} &= (1 - \gamma|o_i|) - \left(\frac{n}{G} - \gamma \frac{n}{G} \bar{L}_C \right) \\ &= \left(1 - \frac{n}{G} \right) - \gamma \left(|o_i| - \frac{n}{G} \bar{L}_C \right). \end{aligned} \quad (8)$$

Equation (8) reveals the **Dilution of Length Baseline**. Ideally, to evaluate the efficiency of o_i , the term $|o_i|$ should be compared against the average length of valid solutions, \bar{L}_C . However, the standard formulation compares $|o_i|$ against a diluted baseline $\frac{n}{G} \bar{L}_C$.

Since the pass rate $\frac{n}{G} \leq 1$, the subtracted baseline is systematically smaller than the actual average length. This results in an exaggerated penalty term, where correct responses are punished not for being longer than peers, but for being longer than a baseline artificially lowered by incorrect (zero-reward) responses. This variance hinders the model from distinguishing between necessary reasoning and redundancy, particularly in early training stages where n is small.

3.2 Difficulty-Penalty Mismatch

The second issue arises from applying a static penalty coefficient γ across problems of varying difficulty. We define the empirical difficulty of a problem inversely proportional to the group pass rate $\rho = \frac{n}{G}$.

High Difficulty ($\rho \rightarrow 0$): Hard problems typically require complex reasoning chains, implying a naturally higher token count ($|o_i|$ is large). However, as derived in Eq. (8), the penalty term is $-\gamma|o_i|$. If γ is static, this negative term can dominate the reward signal for long, correct chains. Consequently, the model is incentivized to shorten responses even when extensive reasoning is critical for accuracy, potentially collapsing the reasoning chain and degrading performance on hard tasks.

Low Difficulty ($\rho \rightarrow 1$): For easy problems, the model is confident, and the primary optimization objective should shift from correctness (which is already satisfied) to efficiency. A static γ chosen to accommodate hard problems is often too lenient for easy ones, failing to sufficiently penalize redundancy.

4 Methodology

To address the *Dilution of Length Baseline* and *Difficulty-Penalty Mismatch* identified in Section 3,

we propose **Dynamic Decoupled Conditional Advantage (DDCA)**. Our method decouples the optimization of reasoning correctness from token efficiency, employing a conditional RLOO estimator with dynamic difficulty scaling.

4.1 Decoupled Advantage Framework

Standard RLVR approaches typically mix correctness and length penalties into a single scalar reward. We propose decoupling the total advantage A_i into two independent components: the accuracy advantage A^{acc} and the length penalty advantage A^{len} . For a prompt x and a group of N sampled responses $\{y_1, \dots, y_N\}$, the total advantage is formulated as:

$$A_i = A_i^{\text{acc}} - \beta \cdot A_i^{\text{len}} \quad (9)$$

where β is a hyperparameter controlling the global penalty strength.

We employ the **Reinforce Leave-One-Out (RLOO)** estimator for both components to reduce gradient variance. The accuracy advantage is computed as:

$$A_i^{\text{acc}} = r_i^{\text{acc}} - \frac{1}{N-1} \sum_{j \neq i} r_j^{\text{acc}} \quad (10)$$

where $r_j^{\text{acc}} \in \{0, 1\}$ is the binary correctness label.

4.2 Dynamic Length Reward and Advantage

Another core innovation lies in the construction of the length advantage A_i^{len} . This process involves three steps: (1) conditional length normalization, (2) Sigmoid reward modeling, and (3) dynamic RLOO estimation.

Conditional Sigmoid Reward. To solve the baseline dilution problem, we first compute length statistics strictly within the subset of correct responses $\mathcal{C} = \{y_j \mid r_j^{\text{acc}} = 1\}$. For a correct response $y_i \in \mathcal{C}$, we calculate the Z-score of its length:

$$z_i = \frac{|y_i| - \mu_{\mathcal{C}}}{\sigma_{\mathcal{C}}}, \quad \text{where } \mu_{\mathcal{C}} = \frac{1}{|\mathcal{C}|} \sum_{y_j \in \mathcal{C}} |y_j|. \quad (11)$$

Instead of using the raw Z-score, we define the length reward r_i^{len} using a Sigmoid transformation:

$$r_i^{\text{len}} = \text{Sigmoid}(z_i) = \frac{1}{1 + e^{-z_i}} \quad (12)$$

This formulation yields a bounded reward $r_i^{\text{len}} \in (0, 1)$. Responses significantly longer than peers

($z_i \gg 0$) receive a penalty reward close to 1, while concise responses approach 0. This normalization serves two purposes: it prevents extremely long "hallucinations" or short guesses (outliers) from dominating the gradient, and it ensures the penalty magnitude is comparable across different prompt lengths.

Dynamic RLOO Estimation. Finally, we compute the length advantage A_i^{len} using RLOO to minimize variance. Crucially, we incorporate the **Difficulty-Aware Coefficient** $\rho = \frac{n}{N}$ (where $n = |\mathcal{C}|$) directly into this term.

For any correct response $y_i \in \mathcal{C}$, the dynamic length advantage is defined as:

$$A_i^{\text{len}} = \underbrace{\left(\frac{n}{N}\right)}_{\text{Difficulty}} \cdot \underbrace{\left(r_i^{\text{len}} - \frac{1}{n-1} \sum_{j \in \mathcal{C}, j \neq i} r_j^{\text{len}}\right)}_{\text{Conditional RLOO}} \quad (13)$$

For incorrect responses ($y_i \notin \mathcal{C}$), $A_i^{\text{len}} = 0$.

Combining this with Eq. (9), our final DDCA objective adaptively modulates the optimization focus:

- **Hard Problems** ($n/N \rightarrow 0$): The coefficient $\frac{n}{N}$ suppresses the length advantage. The model focuses purely on A^{acc} , prioritizing the discovery of correct reasoning paths regardless of length.
- **Easy Problems** ($n/N \rightarrow 1$): The coefficient approaches 1. The model is penalized for having a higher r^{len} than its peers, driving it towards the most efficient solution within the correct cluster.

5 Experiments

5.1 Experimental Setup

Training. We choose two representative reasoning models: **DeepScaleR - 1.5B - Preview** and **DeepSeek - R1 - Distill - Qwen - 1.5B** (Guo et al., 2025) as our backbone models, which have shown strong performance on mathematical reasoning tasks. Following Hou et al. (2025), we view them as two representative post-training paradigms. Specifically, DeepSeek-R1-Distill is obtained by supervised fine-tuning on DeepSeek-R1 outputs, which may limit its ceiling. In contrast, DeepScaleR-1.5B-Preview further applies RL on top of DeepSeek-R1-Distill-Qwen-1.5B.

For the training dataset, since prior work (Ye et al., 2025) has shown that even a small but high-quality dataset can improve LLM performance via RL, we use a compact training set consisting only of historical AIME and AMC math questions. Following Hou et al. (2025), we use the preprocessed data from Prime (Cui et al., 2025) and take the AIME–AMC subset for training. In total, the training dataset consists of 2470 distinct training examples.

Evaluation. We evaluate the models on four test datasets: GSM8K (Cobbe et al., 2021), which contains grade-school-level math problems; MATH500 (Lightman et al., 2023), a standard benchmark with harder problems than GSM8K; AMC23; and the American Invitational Mathematics Examination (AIME) 2025, two competition-level datasets of challenging mathematical problems. For fair comparison, we set the temperature to 0.6, top- p to 0.95, and use a maximum token limit of 16384 suggested by (Guo et al., 2025). We conduct 4 rollouts for GSM8K and MATH500 due to their large number of test samples, and 16 rollouts for AMC23 and AIME 2025 to compute pass@1. We also compute the Average Efficiency Score (Luo et al., 2025) for a comprehensive assessment of efficiency and efficacy.

5.2 Metrics

We use AES and pass@1 to evaluate our method.

AES. Let $p = \text{pass@1}$, $p_b = \text{pass@1}_{\text{base}}$, L be the average token cost, and L_b be the base policy token cost. The AES score (Luo et al., 2025) is defined as:

$$\text{AES} = \frac{L_b - L}{L_b} + \begin{cases} 3 \frac{p - p_b}{p_b}, & p \geq p_b, \\ -5 \frac{p_b - p}{p_b}, & p < p_b. \end{cases} \quad (14)$$

This metric rewards token reduction while heavily penalizing performance drops and favoring improvements over the baseline.

Pass@K. The pass@K (Chen, 2021) scores are computed as below:

$$\text{pass@K} = 1 - \frac{\binom{n-c}{K}}{\binom{n}{K}} \quad (15)$$

where n is the number of samples and c is the number of correct samples. When K is set to 1, this metric is reduced to the average accuracy among the n samples.

Baselines. We compare our proposed DDCA against:

- **Vanilla RLOO:** The standard algorithm without explicit length constraints.
- **GRPO+LP:** A Standard GRPO with a linear length penalty.
- **ThinkPrune-4K (Hou et al., 2025):** A length-clip reward to compress CoT length. We set the maximum length equal 4K.
- **TLMRE (Su and Cardie, 2025):** An efficient training method with non-linear length penalty.

6 Main Results

We evaluate *DDCA* on four reasoning benchmarks spanning elementary to competition-level difficulty (GSM8K, MATH500, AMC23, AIME25) and two backbone models (DeepSeek-R1-Distill-1.5B and DeepScaleR-1.5B-Preview). Table 1 summarizes the accuracy–efficiency trade-off against representative baselines.

DDCA improves the efficiency–accuracy trade-off. As shown in Table 1, **Ours (DDCA)** consistently achieves the highest Accuracy-Efficiency Score (AES) across both model backbones (0.42 for DeepSeek-R1 and 0.30 for DeepScaleR). Compared to the strong *+RLOO* baseline on DeepSeek-R1-Distill-1.5B, DDCA not only improves average accuracy by **0.4%** (68.1% \rightarrow 68.5%) but also substantially reduces average token consumption by approximately **20%** (6061 \rightarrow 4908). Even on the already optimized DeepScaleR-1.5B-Preview, DDCA reduces token usage by over **1,000 tokens** on average (4182 \rightarrow 3095) while maintaining comparable accuracy (72.2% vs. 72.5%). This confirms that decoupling the length advantage and applying conditional normalization allows the model to cut redundancy without sacrificing reasoning capabilities.

DDCA preserves reasoning capacity on hard tasks. The benefits of our dynamic difficulty-aware mechanism are most pronounced on challenging benchmarks. Standard length penalties (*+LP*) often degrade performance on hard tasks (e.g., dropping AIME25 accuracy from 25.0% to 23.3% on DeepSeek-R1) by prematurely truncating necessary reasoning chains. In contrast, DDCA achieves the **highest accuracy of 26.5%**

Model	GSM8K		MATH500		AMC23		AIME25		Average		
	Acc.	#Tok.	Acc.	#Tok.	Acc.	#Tok.	Acc.	#Tok.	Acc.	#Tok.	AES
<i>DeepSeek-R1-Distill-1.5B</i>											
Base	81.2	1683	85.0	4662	71.8	7945	21.9	12158	65.0	6612	0.00
+RLOO	85.1	1921	86.1	4166	76.1	6953	25.0	11202	68.1	6061	0.23
+LP	76.1	421	84.3	3069	74.5	5336	23.3	10160	64.6	4747	0.25
ThinkPrune-4k	83.2	1138	85.5	3235	72.8	5107	25.2	8879	66.7	4590	0.38
TLMRE	84.3	1826	85.5	4209	72.2	7319	25.0	11465	66.8	6205	0.14
Ours	85.0	1211	86.2	3248	76.3	5556	26.5	9616	68.5	4908	0.42
<i>DeepScaleR-1.5B-Preview</i>											
Base	86.9	1700	90.1	3093	81.7	4993	31.1	8301	72.5	4522	0.00
+RLOO	87.2	1424	89.5	2843	82.3	4468	30.8	7994	72.5	4182	0.08
+LP	77.2	224	89.1	2036	79.4	3226	27.5	6437	68.3	2981	0.05
ThinkPrune-4k	87.1	1433	89.2	2641	81.3	4179	30.8	7044	72.1	3824	0.13
TLMRE	86.4	785	89.3	2324	79.1	3734	29.2	6879	71.0	3431	0.14
Ours	86.9	672	88.8	2082	83.2	3515	29.8	6109	72.2	3095	0.30

Table 1: **Main Results.** Comparison of accuracy (%), average token consumption and Accuracy-Efficiency Score (AES). DDCA achieves better AES across different datasets and backbones.

on AIME25 with the DeepSeek backbone, outperforming both *TLMRE* (25.0%) and *ThinkPrune-4k* (25.2%). This validates that scaling the penalty by the pass rate ($\frac{n}{N}$) effectively relaxes constraints for difficult problems, preserving the "deep thinking" capacity required for competition-level mathematics while aggressively optimizing efficiency on easier tasks like GSM8K (where tokens are reduced to ~ 1200).

7 Analysis

We further conduct a comprehensive analysis to investigate the properties of DDCA from three perspectives: **capability**, **mechanism**, and **sensitivity**. First, we evaluate the method’s capabilities by examining its scalability across varying token budgets (Section 7.1) and its ability to maintain exploration diversity (Section 7.2). Next, we validate the underlying mechanisms, quantifying the specific mitigation of baseline dilution (Section 7.3) and verifying the contribution of each design component through ablation studies (Section 7.4). Finally, we analyze the hyperparameter sensitivity regarding the penalty coefficient β to provide practical usage insights (Section 7.5).

7.1 Scalability across Token Budgets

We evaluate DDCA across varying token budgets (2k to 16k). Figure 1 presents the results on AMC23 and AIME25.

As shown in Figure 1, DDCA consistently improves accuracy while curbing token usage. On

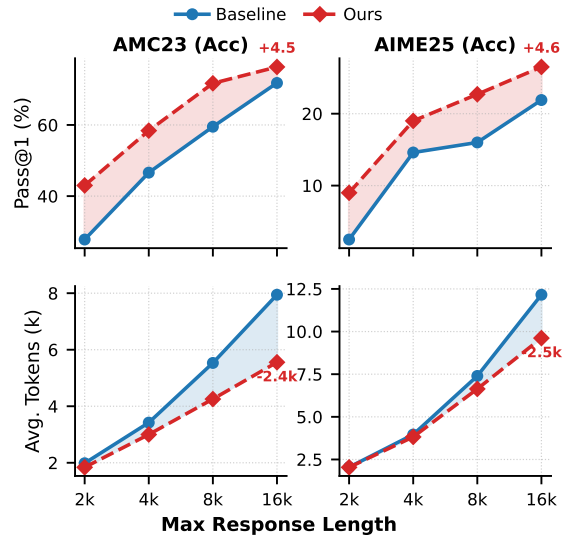


Figure 1: **Performance and efficiency scaling.** **Top:** Pass@1 accuracy. DDCA (red) outperforms Baseline (blue) on both AMC23 and AIME25 tasks. **Bottom:** Token consumption. DDCA exhibits a plateauing trend, saving up to 2.5k tokens on AIME25 at the 16k budget.

the challenging AIME25 dataset (right column), the dynamic difficulty coefficient ($\frac{n}{N}$) allows the model to utilize deeper reasoning when needed, resulting in a +4.6% accuracy gain at 16k budget, while still reducing the average computational cost by maintaining conciseness on solved sub-paths.

7.2 Exploration Capability Analysis

We further investigate whether the length penalty in DDCA hinders the model’s exploration capability.

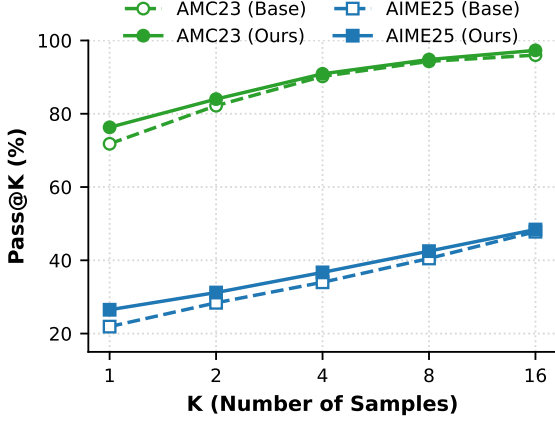


Figure 2: **Pass@K comparison.** Solid lines represent DDCA (Ours), and dashed lines represent the Baseline. DDCA consistently outperforms the baseline across all K values on both AMC23 (Green) and AIME25 (Blue), demonstrating that our dynamic penalty efficiently prunes redundancy without compromising the diversity of valid reasoning paths.

Figure 2 presents the Pass@K performance ($K \in \{1, \dots, 16\}$).

As shown in Figure 2, DDCA (solid lines) maintains a consistent performance margin over the Baseline (dashed lines). Crucially, on the hard AIME25 benchmark, the slope of our Pass@K curve remains steep. This indicates that DDCA does not suffer from mode collapse; instead, the dynamic coefficient $\frac{n}{N}$ successfully acts as a regularizer, encouraging the model to explore diverse yet concise reasoning trajectories.

7.3 Mitigation of Baseline Dilution

To empirically verify that DDCA mitigates the *Dilution of Length Baseline*, we analyzed the performance on the MATH-500 benchmark, stratified by problem difficulty (Levels 1-5). Baseline dilution occurs when incorrect responses (with effectively zero length penalty contribution) pull down the group mean, distorting the advantage estimation. This phenomenon is theoretically most severe in hard problems where the pass rate is low (i.e., mixed-quality groups are common).

The results in Figure 3 confirm our hypothesis:

- **Level 1-2 (Easy):** The pass rates are high ($\sim 94\%$), meaning groups consist almost entirely of correct responses. Here, baseline dilution is negligible, and DDCA performs comparably to TLMRE (94.2% vs. 94.0%).
- **Level 5 (Hard):** The pass rates drop to

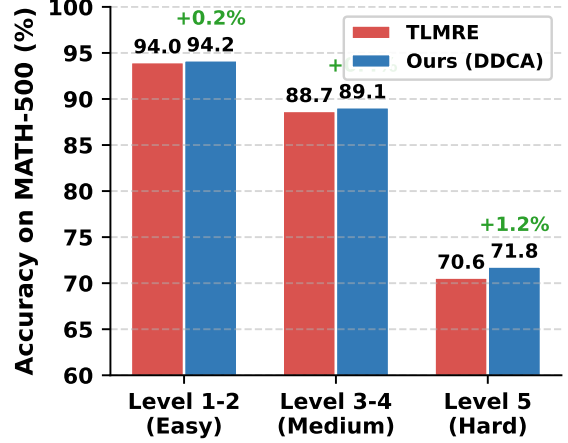


Figure 3: **Accuracy breakdown on MATH-500 by difficulty.** While performance gains are marginal on easy problems (Level 1-2) where baseline dilution is negligible, DDCA achieves a significant **+1.2% boost** on hard problems (Level 5). This confirms that decoupling the advantage is crucial for robust optimization in low-pass-rate regimes.

$\sim 70\%$, introducing significant variance in response quality within groups. Standard methods like TLMRE suffer here because the length baseline is diluted by incorrect answers. In contrast, DDCA decouples the efficiency estimation, comparing correct solutions only against other correct ones. Consequently, we observe the largest performance gain of **+1.2%** (70.6% \rightarrow 71.8%) in this high-difficulty regime.

This demonstrates that our decoupled advantage formulation effectively robustifies the reward signal against the noise introduced by incorrect samples, a critical property for solving complex reasoning tasks.

7.4 Component Ablation Study

To verify the distinct contributions of the *Decoupled Advantage* and the *Dynamic Difficulty Coefficient* ($\frac{n}{N}$), we examine the performance of DDCA variants on both MATH (easy) and AIME25 (hard) datasets. The results are summarized in Table 2.

Impact of Dynamic Coefficient (w/o Dynamic).

The "w/o Dynamic" variant applies a static decoupled penalty. While it achieves the lowest token usage on MATH-500 dataset, it suffers significantly on the hard AIME25 task, yielding a low accuracy of 21.9%. This confirms the *Difficulty-Penalty Mismatch*: a static penalty indiscriminately truncates

Method	Math (Easy)		AIME25 (Hard)	
	Acc (\uparrow)	Tokens (\downarrow)	Acc (\uparrow)	Tokens (\downarrow)
Baseline	85.0	4662	21.9	12158
DDCA	86.2	3248	26.5	9616
-w/o Dynamic (Static)	86.3	3044	21.9	8992
-w/o Decouple (Coupled)	86.5	3973	25.4	11111

Table 2: **Ablation study of component effectiveness.** Comparison of DDCA variants on MATH and AIME25. *w/o Dynamic* suffers from low accuracy on hard tasks due to excessive penalization. *w/o Decouple* fails to optimize efficiency on easy tasks due to baseline dilution. **DDCA** achieves the best trade-off.

the extensive reasoning chains required for complex problems. In contrast, the full DDCA utilizes the dynamic term to relax the penalty for hard tasks, restoring accuracy to **26.5%**.

Impact of Decoupling (w/o Decouple). The "w/o Decouple" variant incorporates the difficulty coefficient but calculates advantage across the mixed group (including incorrect responses). On the easy MATH dataset, it fails to significantly reduce token consumption compared to the baseline (4662 \rightarrow 3973). This validates the existence of *Baseline Dilution*: the inclusion of incorrect responses lowers the reward baseline, weakening the efficiency signal. DDCA resolves this by decoupling the baseline, successfully compressing the reasoning path.

Conclusion. DDCA effectively synergizes both components. The *Decoupling* mechanism ensures precise efficiency optimization for solvable problems, while the *Dynamic* mechanism acts as a safety guard to preserve reasoning depth for difficult problems.

7.5 Sensitivity Analysis of Penalty Coefficient

We investigate the trade-off between reasoning accuracy and token efficiency by varying the penalty coefficient $\beta \in \{0.2, 0.3, 0.5\}$. Figure 4 illustrates the results on MATH500 and AIME25.

Trade-off Analysis. The results demonstrate a clear dichotomy. On the easier MATH500 benchmark, increasing β from 0.2 to 0.3 improves accuracy by removing redundant reasoning steps ("overthinking"). However, on the harder AIME25 benchmark, any increase in β strictly degrades accuracy, as the penalty truncates the extensive exploration required for complex solutions. In all cases, token usage (Orange) decreases monotonically with β . This justifies our dynamic mechanism: applying

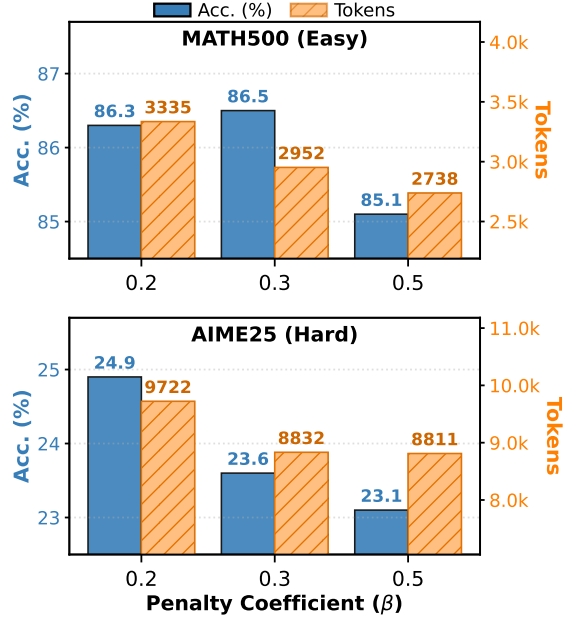


Figure 4: **Effect of β on Accuracy and Token Usage.** **Top:** On MATH500, a moderate $\beta = 0.3$ boosts accuracy to 86.5% while reducing tokens. **Bottom:** On AIME25, accuracy drops as β increases (24.9% \rightarrow 23.1%), showing high sensitivity. Blue bars: Accuracy; Orange hatched bars: Token count.

stricter penalties on easy tasks while relaxing them on hard ones.

8 Related Work

Reinforcement Learning For Reasoning. Reinforcement learning (RL) is widely used for post-training large language models, especially to improve multi-step reasoning. Alignment-oriented post-training methods such as RLHF have become standard recipes (Ouyang et al., 2022; Rafailov et al., 2023; Garg et al., 2025), and reasoning-oriented post-training has been revitalized by long-thinking LRMs such as OpenAI’s o1² and DeepSeek-R1 (Guo et al., 2025). Reinforcement Learning with Verifiable Rewards (RLVR) further enables learning from automatically checkable outcomes (e.g., math and code) (Liu and Zhang, 2025), with algorithmic advances such as GRPO (Shao et al., 2024) and DAPO (Yu et al., 2025). Complementary analyses also show that deeper problem understanding can boost math reasoning performance (Zhong et al., 2024), and explicit reasoning chains can improve robustness in related settings (Wu et al., 2025). Beyond RL-based post-training,

²<https://openai.com/o1/>

in-context learning performance is also sensitive to demonstration selection strategies (Peng et al., 2024). Our work targets a distinct issue: efficiency constraints can distort group-relative RLVR advantages; we address this via advantage-level reward shaping to preserve correctness while controlling length.

Length Penalty for Efficient Reasoning. Overly long reasoning traces (*overthinking*) increase inference costs (Chen et al., 2024) and may be driven by repeated re-verification (*self-doubt*) (Peng et al., 2025). A range of approaches have been explored (Zhu and Li, 2025), with a common direction integrating length awareness into RL. For example, Arora and Zanette (2025) ranks sampled solutions by correctness and normalized length, while Song et al. (Song and Zheng, 2025) improve GRPO (GRPO++/L-GRPO) with additional mechanisms for stable training. Unlike these coupled or static formulations, DDCA decouples efficiency from correctness at the advantage level by computing length advantages only among correct responses and scaling efficiency pressure by pass rate, directly addressing baseline dilution and difficulty mismatch.

9 Conclusion

In this work, we revisit the length penalty in RLVR and identify the *Dilution of Length Baseline* and *Difficulty-Penalty Mismatch* as two fundamental flaws in standard group-relative optimization. We show that coupled rewards inevitably lead to either uncontrollable length collapse in easy tasks or the suppression of reasoning in hard tasks. We propose **Dynamic Decoupled Conditional Advantage (DDCA)**, which decouples the efficiency objective and applies it conditionally to correct responses. Extensive experiments demonstrate that DDCA achieves a superior Pareto frontier, reducing token consumption by up to **60%** on easier benchmarks while preserving the "deep thinking" capacity required for hard tasks (e.g., AIME25). Our findings highlight that efficient reasoning requires incentivizing higher information density within valid reasoning paths, rather than simply penalizing length. We hope DDCA serves as a robust baseline for future research in efficient System 2 scaling.

Limitations

While our proposed DDCA demonstrates significant improvements in reasoning efficiency, we acknowledge several limitations:

- **Domain Specificity:** Our theoretical analysis and experiments focus primarily on mathematical and logical reasoning tasks (STEM), where "correctness" is binary and verifiable. The applicability of DDCA to open-ended generation or creative writing tasks, where the definition of "efficiency" is more subjective, remains to be explored.
- **Hyperparameter Sensitivity:** Although DDCA is more robust than vanilla length penalties, the efficiency coefficient β still requires tuning. An overly aggressive β might still encourage the model to skip necessary verification steps in extremely hard problems, albeit to a lesser extent than baseline methods.

References

- Daman Arora and Andrea Zanette. 2025. [Training language models to reason efficiently](#). In *Adv. Neural Inf. Process. Syst. (NeurIPS)*. ArXiv:2502.04463.
- Mark Chen. 2021. [Evaluating large language models trained on code](#). *arXiv preprint arXiv:2107.03374*.
- Xingyu Chen, Jiahao Xu, Tian Liang, Zhiwei He, Jianhui Pang, Dian Yu, Linfeng Song, Qiuzhi Liu, Mengfei Zhou, Zhuosheng Zhang, and 1 others. 2024. [Do not think that much for 2+ 3=? on the overthinking of o1-like llms](#). *arXiv preprint arXiv:2412.21187*.
- Karl Cobbe, Vineet Kosaraju, Mohammad Bavarian, and 1 others. 2021. [Training verifiers to solve math word problems](#). *arXiv preprint arXiv:2110.14168*.
- Ganqu Cui, Lifan Yuan, Zefan Wang, Hanbin Wang, Yuchen Zhang, Jiacheng Chen, Wendi Li, Bingxiang He, Yuchen Fan, Tianyu Yu, and 1 others. 2025. [Process reinforcement through implicit rewards](#). *arXiv preprint arXiv:2502.01456*.
- Shivank Garg, Ayush Singh, Shweta Singh, and Paras Chopra. 2025. [Ipo: Your language model is secretly a preference classifier](#). *Computing Research Repository (CoRR)*, abs/2502.16182. ArXiv:2502.16182.
- Daya Guo, Dejian Yang, Haowei Zhang, Junxiao Song, Ruoyu Zhang, Runxin Xu, Qihao Zhu, Shirong Ma, Peiyi Wang, Xiao Bi, and 1 others. 2025. [Deepseek-r1: Incentivizing reasoning capability in llms via reinforcement learning](#). *arXiv*, abs/2501.12948.

- Bairu Hou, Yang Zhang, Jiabao Ji, Yujian Liu, Kaizhi Qian, Jacob Andreas, and Shiyu Chang. 2025. [Thinkprune: Pruning long chain-of-thought of llms via reinforcement learning](#). *Computing Research Repository (CoRR)*, abs/2504.01296. ArXiv:2504.01296.
- Hunter Lightman, Vineet Kosaraju, Yuri Burda, Harrison Edwards, Bowen Baker, Teddy Lee, Jan Leike, John Schulman, Ilya Sutskever, and Karl Cobbe. 2023. [Let’s verify step by step](#). In *International Conference on Learning Representations (ICLR)*.
- Jiawei Liu and Lingming Zhang. 2025. [Code-rl: Reproducing rl for code with reliable rewards](#). <https://github.com/ganler/code-rl>. GitHub repository.
- Haotian Luo, Li Shen, Haiying He, Yibo Wang, Shiwei Liu, Wei Li, Naiqiang Tan, Xiaochun Cao, and Dacheng Tao. 2025. [O1-pruner: Length-harmonizing fine-tuning for o1-like reasoning pruning](#). *arXiv preprint arXiv:2501.12570*.
- Long Ouyang, Jeff Wu, Xu Jiang, Diogo Almeida, and 1 others. 2022. [Training language models to follow instructions with human feedback](#). *Computing Research Repository (CoRR)*, abs/2203.02155. ArXiv:2203.02155.
- Keqin Peng, Liang Ding, Yuanxin Ouyang, Meng Fang, and Dacheng Tao. 2025. [Revisiting overthinking in long chain-of-thought from the perspective of self-doubt](#). *arXiv preprint arXiv:2505.23480*.
- Keqin Peng, Liang Ding, Yancheng Yuan, Xuebo Liu, Min Zhang, Yuanxin Ouyang, and Dacheng Tao. 2024. [Revisiting demonstration selection strategies in in-context learning](#). In *Proceedings of the 62nd Annual Meeting of the Association for Computational Linguistics*, pages 9090–9101, Bangkok, Thailand. Association for Computational Linguistics.
- Rafael Rafailov, Archit Sharma, Eric Mitchell, Stefano Ermon, Christopher D. Manning, and Chelsea Finn. 2023. [Direct preference optimization: Your language model is secretly a reward model](#). *Computing Research Repository (CoRR)*, abs/2305.18290. ArXiv:2305.18290.
- John Schulman, Filip Wolski, Prafulla Dhariwal, Alec Radford, and Oleg Klimov. 2017. [Proximal policy optimization algorithms](#). *arXiv preprint arXiv:1707.06347*.
- Zhihong Shao, Peiyi Wang, Qihao Zhu, Runxin Xu, Junxiao Song, Xiao Bi, Haowei Zhang, Mingchuan Zhang, YK Li, and 1 others. 2024. [Deepseekmath: Pushing the limits of mathematical reasoning in open language models](#). *arXiv preprint arXiv:2402.03300*.
- Guangming Sheng, Chi Zhang, Zilingfeng Ye, Xibin Wu, Wang Zhang, Ru Zhang, Yanghua Peng, Haibin Lin, and Chuan Wu. 2025. [Hybridflow: A flexible and efficient rlhf framework](#). In *Proceedings of the Twentieth European Conference on Computer Systems*, pages 1279–1297.
- Mingyang Song and Mao Zheng. 2025. [Walk before you run! concise llm reasoning via reinforcement learning](#). *arXiv preprint arXiv:2505.21178*.
- Jinyan Su and Claire Cardie. 2025. [Thinking fast and right: Balancing accuracy and reasoning length with adaptive rewards](#). *arXiv*, abs/2505.18298.
- Kimi Team, Angang Du, Bofei Gao, Bowei Xing, Changjiu Jiang, Cheng Chen, Cheng Li, Chenjun Xiao, Chenzhuang Du, Chonghua Liao, and 1 others. 2025. [Kimi k1.5: Scaling reinforcement learning with llms](#). *arXiv*, abs/2501.12599.
- Xuezhi Wang, Jason Wei, Dale Schuurmans, Quoc V. Le, Ed H. Chi, Sharan Narang, Aakanksha Chowdhery, and Denny Zhou. 2023. [Self-consistency improves chain of thought reasoning in language models](#). In *International Conference on Learning Representations (ICLR)*. ArXiv:2203.11171.
- Jason Wei, Xuezhi Wang, Dale Schuurmans, Maarten Bosma, Brian Ichter, Fei Xia, Ed Chi, Quoc V. Le, and Denny Zhou. 2022. [Chain-of-thought prompting elicits reasoning in large language models](#). In *Advances in Neural Information Processing Systems (NeurIPS)*, volume 35. ArXiv:2201.11903.
- Yuchen Wu, Liang Ding, Li Shen, and Dacheng Tao. 2025. [Robust knowledge editing via explicit reasoning chains for distractor-resilient multi-hop QA](#). In *Findings of the Association for Computational Linguistics: EMNLP 2025*, pages 14578–14586. Association for Computational Linguistics.
- Yixin Ye, Zhen Huang, Yang Xiao, Ethan Chern, Shijie Xia, and Pengfei Liu. 2025. [Limo: Less is more for reasoning](#). *arXiv preprint arXiv:2502.03387*.
- Qiyang Yu, Zheng Zhang, Ruofei Zhu, Yufeng Yuan, Xiaochen Zuo, Yu Yue, Weinan Dai, Tiantian Fan, Gaohong Liu, Lingjun Liu, and 1 others. 2025. [Dapo: An open-source llm reinforcement learning system at scale](#). *arXiv preprint arXiv:2503.14476*.
- Qihuang Zhong, Kang Wang, Ziyang Xu, Juhua Liu, Liang Ding, Bo Du, and Dacheng Tao. 2024. [Achieving >97% on GSM8K: Deeply understanding the problems makes LLMs better reasoners](#). *Computing Research Repository (CoRR)*, abs/2404.14963.
- Jason Zhu and Hongyu Li. 2025. [Towards concise and adaptive thinking in large reasoning models: A survey](#). *arXiv preprint arXiv:2507.09662*.
- Zilin Zhu, Chengxing Xie, Xin Lv, and slime Contributors. 2025. [slime: An llm post-training framework for rl scaling](#). <https://github.com/THUDM/slime>. GitHub repository. Corresponding author: Xin Lv.

A Implementation Details

We build on the Verl codebase (Sheng et al., 2025)³. For all experiments, we utilize four RTX-5090

³We also implement our method upon slime (Zhu et al., 2025) in our code.

GPUs on a single low-density node. We set vLLM to maximum context length (16K) during generation and set the generation temperature to 0.6. For training, we set the maximum response equal 8192 and generate 8 responses for each prompt. For every iteration, 8 prompts are selected from the dataset and the global batch size is set to 32. For the 1.5B, the learning rate is set to $2e-6$, and the value of the KL coefficient is set to $1e-3$. We use the same prompt template for all models, which can be found below:

\$QUESTION. Please reason step by step, and put your final answer within \boxed{ }.