

Stable Matching with Predictions: Robustness and Efficiency under Pruned Preferences

Samuel McCauley
Williams College
sam@cs.williams.edu

Benjamin Moseley*
Carnegie Mellon University
moseleyb@andrew.cmu.edu

Helia Niaparast*
Carnegie Mellon University
helia@cmu.edu

Shikha Singh
Williams College
shikha@cs.williams.edu

Abstract

In this paper, we study the fundamental problem of finding a stable matching in two-sided matching markets. In the classic variant, it is assumed that both sides of the market submit a ranked list of all agents on the other side. However, in large matching markets such as the National Resident Matching Program (NRMP), it is infeasible for hospitals to interview or mutually rank each resident. In this paper, we study the stable matching problem with truncated preference lists. In particular, we assume that, based on historical datasets, each hospital has a predicted rank of its likely match and only ranks residents within a bounded interval around that prediction.

We use the *algorithms-with-predictions* framework and show that the classic deferred-acceptance (DA) algorithm used to compute stable matchings is robust to such truncation. We present two algorithms and theoretically and empirically evaluate their performance. Our results show that even with reasonably accurate predictions, it is possible to significantly cut down on both *instance size* (the length of preference lists) as well as the number of proposals made. These results explain the practical success of the DA algorithm and connect market design to the emerging theory of algorithms with predictions.

1 Introduction

Centralized matching markets such as the National Resident Matching Program (NRMP) are among the most visible successes of market design. Each year, tens of thousands of residents and hospitals submit ranked preference lists, and a centralized algorithm assigns residents to hospitals. In 2024, the NRMP included over 50,000 applicants competing for roughly 40,000 residency positions [National Resident Matching Program, 2024].

The theoretical foundation underlying these two-sided markets is the *stable matching problem* [Gale and Shapley, 1962]. In the classical problem, the agents on the two sides—the residents and hospitals—submit a ranked list of preferences over the opposite side. The goal of the problem is to find a *stable* matching: an outcome where no pair of agents would both prefer each other over their assigned match (that is, there are no “blocking pairs”). This guarantee of stability is the primary reason for the success and longevity of matching markets like the NRMP [Roth, 1984].

While the classic stable matching problem assumes that participants submit complete preference lists over all potential partners, this is infeasible in practice. Hospitals must decide whom to interview given

*B. Moseley and H. Niaparast were supported in part by Google Research Award, an Infor Research Award, and NSF grant CCF-2121744.

limited time and resources. Consequently, they rely on past experience to form expectations about where they will match, adopting a data-driven approach to interviewing.

For example, an elite hospital may interview highly competitive candidates until it is confident it has reached its eventual match. Meanwhile, a mid-tier hospital may skip candidates who are unlikely to accept, focusing instead on a contiguous *window* of mid-ranked applicants who are similar to those who matched there in the past. This behavior reflects a natural adaptation to capacity constraints: each hospital implicitly *predicts* the approximate rank of its eventual match and restricts attention to residents near that prediction.

This predictive truncation highlights a difference between how such markets are studied in theory versus how they operate in practice. We study two fundamental questions to bridge this gap between market design theory and practice:

1. **Market Dynamics (Descriptive):** Does this heuristic behavior threaten the stability of the market? If agents only propose to a “predicted” set of candidates, do we still reach a stable matching?
2. **Algorithmic Efficiency (Prescriptive):** Can we exploit these predictions to design faster algorithms? Specifically, can we bypass the quadratic runtime of standard stable matching algorithms by leveraging predictions of where hospitals will match?

1.1 Our Model: Algorithms with Predictions

We study the stable matching problem with pruned preference lists in the *algorithms with predictions* framework [Mitzenmacher and Vassilvitskii, 2022, Lykouris and Vassilvitskii, 2021]. This new framework, also called *learning-augmented algorithms*, is motivated by the premise that real-world applications repeatedly solve a problem on similar instances that share a common underlying structure. Algorithms designed in this framework leverage predictions about these input instances to optimize efficiency on future computations. This model has been extremely successful in improving algorithmic performance; see Section 1.4.

In this model, the algorithm is given a prediction about the input instance and its performance is measured as a function of the prediction quality (as well as the input size). In particular, the performance of the algorithm must (a) improve upon standard solutions if the predictions are good, (b) degrade proportionally to the prediction error, and (c) be robust to errors in predictions.

1.2 Stable Matching with Predictions

We study the stable matching problem in the algorithms-with-predictions model. We first review the classic problem.

Consider a two-sided matching market with n residents R and n hospitals H . Each agent a (resident or hospital) has a preference list $L(a)$ ranking all agents on the other side. We denote the stable matching instance by $I = (R \sqcup H, L)$. For a matching μ on I , let $\mu(a)$ denote a ’s match in μ . A matching μ is *perfect* if all agents are matched and is *stable* if it contains no blocking pairs. A pair (r, h) is a *blocking pair* if r prefers h to $\mu(r)$ and h prefers r to $\mu(h)$.

The classic stable matching algorithm is the deferred-acceptance (DA) algorithm by Gale and Shapley [1962]. The algorithm designates one side of the market as the proposing side and the other as the receiving side. In each round, every unmatched proposing agent makes an offer to the highest-ranked agent on its preference list who has not yet rejected it. Each agent on the receiving side then tentatively accepts its most preferred offer and rejects the others. The process continues until there are no rejections and all tentative matches become final.

It is well-known that the DA algorithm produces a stable matching that is optimal for the proposing side and pessimal for the receiving side; see Theorem 2.2.

Prediction model and truncation algorithms. Given a stable matching instance I , let μ be any stable matching on I . We assume that each hospital receives a predicted rank of the resident it matches with in μ . That is, each hospital h_i , receives a **prediction** ρ_i of the rank of $\mu(h_i)$ on its preference list $L(h_i)$. Each hospital can then prune its complete preference list $L(h_i)$ using ρ_i and submit this pruned list to the stable matching algorithm.

We propose two variants of the classic deferred-acceptance algorithm. In the first variant, the **window-truncated deferred-acceptance algorithm (WDA)**, each hospital also receives a prediction error bound η_i . This estimate on the error is essentially a promise that its match $\mu(h_i)$ must have rank between $\rho_i - \eta_i$ and $\rho_i + \eta_i$ on its list. Thus, the hospitals can prune all other elements, leaving the contiguous sublist $\hat{L}(h_i) := L(h_i)[\rho_i - \eta_i : \rho_i + \eta_i]$. In the second variant, the **prefix-truncated deferred-acceptance algorithm (PDA)**, the prediction error η_i is unknown a priori and the hospitals prune their lists to retain the top ρ_i ranks, that is, the sublist $\hat{L}(h_i) := L(h_i)[1 : \rho_i]$. In both variants, each resident r_j 's list is pruned to remove any hospitals h_i such that $r_j \notin \hat{L}(h_i)$; retaining relative ordering. We use \hat{I} to denote the resulting pruned stable-matching instance.

1.3 Our Contributions

Window-truncated DA. Our analysis of the window-truncated DA algorithm reveals that robustness of stability depends crucially on which side of the market proposes. Since, for every hospital h_i , the match $\mu(h_i)$ is promised to exist in the hospital's pruned list $\hat{L}(h_i)$, it is tempting to assume that the hospital-proposing DA on the pruned instance \hat{I} is sufficient to output a correct stable matching. As our first result, we show this is not the case. In particular, Lemma 3.1 shows that if the *hospital-proposing* DA is run on \hat{I} , the resulting matching may be *unstable* on the original instance I —even if μ is the output of the hospital-proposing DA on I . This highlights a market-design vulnerability: the hospital-proposing mechanism can be destabilized by data-driven truncation. This is particularly relevant given the history of the NRMP, which used a hospital-proposing DA in its early years [Roth, 1984].

On the other hand, in Theorem 3.4, we show that the resident-proposing DA, when run on the pruned instance \hat{I} , does produce a stable matching. This provides a new theoretical justification for the NRMP's design: it remains stable under bounded prediction errors and natural strategic pruning by hospitals. Moreover, we show that the performance of the resident-proposing WDA algorithm is proportional to the prediction error, i.e., it makes $O(\sum_i \eta_i)$ proposals. Thus, if the prediction quality is good, the WDA algorithm has two major advantages: it reduces the size of preference lists and the number of proposals made by DA significantly.

Prefix-truncated DA. When bounds on the prediction error η_i are not available, we propose the prefix-truncated DA algorithm as an alternative. This truncation strategy captures the realistic setting where hospitals only rank their top ρ_i residents. We show that running DA on the prefix-truncated instance \hat{I} provides a certificate of which hospitals' predictions were inaccurate. In particular, Theorem 4.7 shows that the unmatched hospitals in the matching output by the PDA algorithm are a subset of those whose predictions are inaccurate. This enables the algorithm to adapt to such erroneous predictions by selectively extending the lists of unmatched hospitals and rerunning until a perfect matching is obtained. Moreover, when a stable matching is promised to exist within the pruned lists \hat{L} , in Theorem 4.6 we bound the number of proposals made by the PDA algorithm by the distance from the predicted matching to the nearest stable matching.

Lower bound on efficiency if prediction-based truncation eliminates all stable matchings. Our theoretical guarantees on the efficiency of both the WDA and PDA algorithms rely on the assumption that, while the predictions can be quantitatively inaccurate, *at least one stable matching* on the original instance I is promised to exist within the pruned instance \hat{I} . We prove a lower bound that shows that such a promise is in fact necessary for efficiency. In particular, Theorem 5.1 shows that even with “near-perfect”

predictions, without this promise, finding a stable matching takes $\Omega(n^2)$ time in the worst case, matching the worst-case performance of the standard DA algorithm. This lower bound highlights an efficiency bottleneck that is fundamental to the stable matching problem—verifying if a prediction retains a stable solution is just as hard as solving the problem without any predictions.

Empirical evaluation. Finally, we validate our theoretical results through simulations on several market distributions. Our experiments evaluate how WDA and PDA perform on these distributions using empirically learned predictions. In particular, our experimental results do not assume that the pruned lists generated from the learned predictions retain a stable matching. We observe that even without such a promise, the learned predictions tend to be quite robust. In particular, the WDA algorithm recovers a stable matching most of the time, and both the WDA and PDA algorithms cut down on the number of proposals significantly over the standard DA algorithm. Moreover, while the PDA algorithm is guaranteed to always output a stable matching, its instance size (preference list lengths) is a lot larger than the WDA algorithm. Thus, the WDA algorithm can be an effective heuristic if the market admits very short preference lists.

Recovering intermediate stable matchings. The DA algorithm is well-known to be inequitable as it outputs the proposer-optimal and receiver-pessimal stable matching. Even if a given instance may have many intermediate and fairer stable matchings, finding them in an efficient way is an active research area; see e.g. Dworczak [2021], Tziavelis et al. [2019]. In particular, Dworczak [2021] give the first algorithm that is capable of outputting any intermediate stable matching. However, their algorithm runs in $O(n^4)$ time. Tziavelis et al. [2019] show that it is possible to output some intermediate matchings in $O(n^2)$ time. Our paper complements these results by showing that it is possible for DA to output intermediate matchings efficiently by truncating the lists using predictions that include them.

1.4 Related Work

Stable matchings. Stable matching has inspired a vast body of research, including studies on the lattice structure of stable matchings [Blair, 1984, 1988], extensions with ties and incomplete lists [Irving, 1994, Kavitha et al., 2007], and dynamic variants [Bampis et al., 2023, Blum and Rothblum, 2002, Bredereck et al., 2020]. See surveys Hosseini and Pathak [2024], Chen [2019] for a comprehensive overview.

Beyond theory, stable matching has significant real-world applications. The NRMP is the most prominent example, but similar resident–hospital matching systems operate in other countries, including CaRMS in Canada and JRMP in Japan. Variants of the model have also been applied to school choice systems [Abdulkadiroğlu et al., 2005a,b, Correa et al., 2019], kidney exchange programs [Roth et al., 2005, Irving, 2007], and labor markets [Kelso Jr and Crawford, 1982]. These applications illustrate the impact of stable matching theory on practical marketplaces.

Stable matchings with incomplete or partial preferences have been studied in the context of *random matching markets*, where the preferences of the agents are drawn independently at random. If the proposing side has preference lists consisting of only $O(1)$ hospitals (drawn independently at random using an arbitrary distribution), Immorlica [2005] show that in such instances the number of candidates with more than one stable partner is a vanishingly small fraction, a phenomenon referred to as “core convergence.” They also consider partial lists on the hospital side and prove the following property (restated in Cai and Thomas [2022]): if a hospital h truncates its list at position i (removing all residents of rank more than i), then h has a stable partner of rank better than i (in the original instance) if and only if h is matched when running resident-proposing deferred-acceptance on the truncated instance. Pittel [1992] showed that resident preference lists of length $\Theta(\ln^2 n)$ were sufficient to obtain a perfect matching in uniform random matching markets. This threshold was generalized to unbalanced random matching markets by Kanoria et al. [2021] and Potukuchi and Singh [2025]. Partial preferences based on public scores was studied in Agarwal and Cole [2023]. All prior work on stable matching with partial

lists assumes that the preferences follow a given distribution. Our results generalize this line of work to any learnable preference distribution.

Algorithms with predictions. Learned predictions have proven extremely effective in improving the algorithmic running time of many graph problems, such as matching [Dinitz et al., 2021], minimum cut [Niaparast et al., 2025], and flows [Davies et al., 2023, Polak and Zub, 2024], as well as many dynamic graph algorithms and data structures [McCauley et al., 2023, 2024, 2025, van den Brand et al., 2024, Henzinger et al., 2024, Liu and Srinivas, 2024]. This paper is the first to leverage learned predictions for finding stable matchings efficiently.

2 Preliminaries

We denote the residents by $R = \{r_1, \dots, r_n\}$ and the hospitals by $H = \{h_1, \dots, h_n\}$, and refer to $R \sqcup H$ collectively as the set of *agents*. Each agent a has a strict preference list $L(a)$ over all agents of the opposite side. The resulting stable matching instance is $I = (R \sqcup H, L)$.

The rank of agent a on preference list ℓ is denoted by $\text{rank}(\ell, a)$, where a higher-ranked agent has a smaller numerical rank. For integers $\rho \leq \rho'$, we use $\ell[\rho : \rho']$ to denote the inclusive sublist of ℓ from rank ρ through ρ' . We use the notation $[n]$ to denote $\{1, 2, \dots, n\}$.

When preference lists L are not necessarily complete, we say that a matching μ *exists* in an instance $I = (R \sqcup H, L)$ if for every agent a , $\mu(a) \in L(a)$. We say that μ is *eliminated* from I if there exists an agent a such that $\mu(a) \notin L(a)$.

We make frequent use of the following well-known properties of the DA algorithm [Gusfield and Irving, 1989].

Theorem 2.1. *For any instance of the stable matching problem, the DA algorithm terminates in $O(n^2)$ time, and the matching produced at termination is stable.*

Theorem 2.2. *For a fixed proposing side, all executions of the deferred acceptance algorithm produce the same stable matching. This matching is optimal for the proposing side, in that each proposer receives its best attainable partner among all stable matchings, and pessimal for the receiving side, in that each receiver obtains its worst feasible partner across all stable matchings.*

3 Window-Truncated DA Algorithm

This section studies the idea of truncating each preference list to a contiguous window that is likely to contain a stable match.

Let μ be any stable matching on a given instance I . Each hospital h_i receives a prediction ρ_i of the rank $\mu(h_i)$ on its preference list $L(h_i)$, along with an error bound η_i . Recall that for each hospital h_i , $\hat{L}(h_i) := L(h_i)[\rho_i - \eta_i : \rho_i + \eta_i]$ denotes the contiguous sublist containing residents within the error bound of its predicted match.

3.1 Instability in the Hospital-Proposing DA

We first show that the natural approach of having hospitals propose only to agents within their predicted windows does not necessarily yield a stable matching, even if one exists within these windows.

Lemma 3.1. *When hospitals propose only to residents within their predicted windows, the procedure does not always produce a stable assignment, even if one exists within those windows.*

Proof. Consider the instance shown in Figure 1. It has a unique stable matching

$$\mu = \{(r_1, h_2), (r_2, h_4), (r_3, h_1), (r_4, h_3)\},$$

drawn in black.

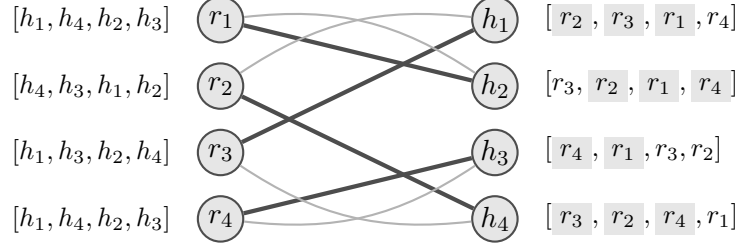


Figure 1: A counterexample showing that truncating preference lists of proposers can fail.

Suppose each hospital's predicted partner is exactly its match in μ , and each $\eta_i = 1$. Each hospital's pruned list is highlighted in gray in the figure.

If hospitals propose only to residents within their predicted windows, the algorithm outputs the matching

$$\{(r_1, h_2), (r_2, h_1), (r_3, h_4), (r_4, h_3)\}.$$

This matching is not stable in the original instance because (r_3, h_2) is a blocking pair. \square

3.2 Resident-Proposing Window-Truncated DA

The above negative result motivates a more careful pruning scheme using resident-proposing DA. We call this the **window-truncated DA (WDA)** algorithm and prove that it always produces a stable matching whenever one exists within the pruned instance.

Let $\hat{L}(h_i)$ denote the hospitals' pruned lists as before, i.e., $\hat{L}(h_i) := L(h_i)[\rho_i - \eta_i : \rho_i + \eta_i]$. For each resident r_j , let $\hat{L}(r_j)$ denote the set of hospitals $h_i \in L(r_j)$ for which $r_j \in \hat{L}(h_i)$, listed in the same order as in $L(r_j)$.

Now, run the DA algorithm on the new instance $\hat{I} = (R \sqcup H, \hat{L})$, with the residents proposing, to get a matching $\hat{\mu}$. We can immediately observe that the number of proposals of this algorithm is $O(\sum_{i \in [n]} \eta_i)$.

We prove that WDA is correct: it will always give a stable matching if one exists in the predicted windows. Suppose there exists a stable matching μ in I satisfying $\mu(h_i) \in \hat{L}(h_i)$ for every $i \in [n]$. We begin by proving the following simple lemmas.

Lemma 3.2. *The matching μ is stable in \hat{I} .*

Proof. Since μ lies within \hat{L} , and the elements in \hat{L} have the same relative order in I and \hat{I} , any blocking pair with respect to μ in \hat{I} is also a blocking pair in I . Therefore, since μ is stable in I , it is also stable in \hat{I} . \square

Lemma 3.3. *For any resident r , $\text{rank}(\hat{L}(r), \hat{\mu}(r)) \leq \text{rank}(\hat{L}(r), \mu(r))$.*

Proof. The proof follows from Lemma 3.2 together with the fact that $\hat{\mu}$ is the resident-optimal stable matching in \hat{I} , as given by Theorem 2.2. \square

We are now ready to show that WDA correctly finds a stable matching.

Theorem 3.4. *Suppose there exists a stable matching μ in I with $\mu(h_i)$ contained in the predicted window of h_i for every hospital. Then the WDA algorithm produces a matching $\hat{\mu}$ that is stable in the original instance and matches all residents.*

Proof. Suppose $\hat{\mu}$ is not stable with respect to I . Let (r, h) be a blocking pair, that is, r prefers h to $\hat{\mu}(r)$ and h prefers r to $\hat{\mu}(h)$. Using Lemma 3.3, we know that r prefers h to $\mu(r)$ as well, since residents only upgrade in $\hat{\mu}$. An analog of Lemma 3.3 for hospitals shows that hospitals only downgrade in $\hat{\mu}$, which is hospital-pessimal on \hat{I} . Thus, h prefers $\mu(h)$ to $\hat{\mu}(h)$.

There are two cases with respect to r 's position on h 's list in I . Suppose h prefers r to $\mu(h)$; then (r, h) is also a blocking pair with respect to μ in I , which is a contradiction. In the second case, h prefers r less than $\mu(h)$ but more than $\hat{\mu}(h)$. This implies that $h \in \hat{L}(r)$, and that (r, h) is a blocking pair with respect to $\hat{\mu}$ in \hat{I} , which is a contradiction.

Thus, $\hat{\mu}$ is stable with respect to I . Since all residents were matched in μ , this implies that all residents are also matched in $\hat{\mu}$, since otherwise, the unmatched resident and hospital would form a blocking pair in I . \square

Discussion. Notice that if μ is the resident-optimal stable matching in I , then $\hat{\mu} = \mu$. For an arbitrary stable matching μ in I , however, the algorithm may recover an intermediate stable matching, provided it lies within the pruned instance.

4 Prefix-Truncated DA Algorithm

In this section, we present a variant of the algorithm from Section 3 that eliminates the need for knowing the prediction errors a priori. This algorithm prunes the preference lists of the hospitals after a certain rank ρ_i and retains the prefix of the original preferences up to ρ_i . We call this variant the **prefix-truncated deferred-acceptance (PDA)** algorithm.

For each hospital h_i , let $\hat{L}(h_i) := L(h_i)[1 : \rho_i]$. As before, for each resident r_j , let $\hat{L}(r_j)$ consist of only those hospitals $h_i \in L(r_j)$ for which $r_j \in \hat{L}(h_i)$, in the same order as in $L(r_j)$. We run the resident-proposing DA algorithm on the pruned instance $\hat{I} = (R \sqcup H, \hat{L})$ to obtain a matching $\hat{\mu}$.

We show that if a perfect stable matching μ from the original instance I exists within \hat{I} , then every hospital is matched in $\hat{\mu}$, and this matching is also stable in I .

To show this, first we state the following observations.

Observation 4.1. *If μ is a stable matching in I that exists in \hat{I} , then μ is also stable in \hat{I} .*

Proof. For the sake of contradiction, suppose a blocking pair (r, h) with respect to μ exists in \hat{I} . Then r is ranked higher than $\mu(h)$ on $\hat{L}(h)$ and h is ranked higher than $\mu(r)$ on $\hat{L}(r)$. The elements in \hat{L} have the same relative order in I and \hat{I} . Hence, (r, h) is also a blocking pair in I , which contradicts stability of μ in I . \square

Observation 4.2. *Every stable matching in \hat{I} is also stable in I .*

Proof. Consider a stable matching $\tilde{\mu}$ in \hat{I} , and, for sake of contradiction, suppose (r, h) is a blocking pair with respect to $\tilde{\mu}$ in I . Since $\tilde{\mu}(h) \in \hat{L}(h)$, and $\hat{L}(h)$ is a prefix of $L(h)$, then $r \in \hat{L}(h)$ as well. Therefore, by definition, $h \in \hat{L}(r)$. Again, since the \hat{L} sections of the preference lists have the same relative order in I and \hat{I} , then (r, h) is also a blocking pair with respect to $\tilde{\mu}$ in \hat{I} , which is a contradiction. \square

Finally, we restate and use a well-known property of stable matchings, commonly referred to as “the lone-wolf theorem” or “the rural hospital theorem.”

Theorem 4.3 (Lone-Wolf Theorem [McVitie and Wilson, 1971]). *Given a stable matching instance I , if an agent is unmatched in some stable matching μ over I , it must be unmatched in all stable matchings over I .*

The following theorem can be derived from Observations 4.1 and 4.2, together with Theorem 4.3.

Theorem 4.4. *Let μ be any perfect stable matching with respect to I . If μ exists in \hat{I} , then $\hat{\mu}$ is perfect and stable with respect to I .*

We note that a similar claim when restricted to the case of individually truncated preference lists is observed in Cai and Thomas [2022, Claim 3.1].

4.1 Number of Proposals

We bound the number of proposals made by the PDA algorithm, in the case where some stable matching exists within the pruned instance. Let \mathcal{M} be the set of stable matchings in \hat{I} . Note that by Observation 4.2, \mathcal{M} is a subset of all stable matchings in I . Let $\tilde{\mu}$ be the stable matching in \mathcal{M} that is *closest* to the predicted ranks, defined as

$$\tilde{\mu} := \arg \min_{M \in \mathcal{M}} \sum_{i \in [n]} \left[\rho_i - \text{rank}(\hat{L}(h_i), M(h_i)) \right].$$

Lemma 4.5. *The matching $\hat{\mu}$, found by the PDA algorithm, is the same as $\tilde{\mu}$.*

Proof. Observe that $\hat{\mu}$ is the hospital-pessimal (and resident-optimal) stable matching in \hat{I} by Theorem 2.2. Therefore, for every hospital h_i , among all partners attainable in \mathcal{M} , $\hat{\mu}(h_i)$ is the one closest to the end of the truncated list $\hat{L}(h_i)$. Hence, $\hat{\mu}$ is the stable matching that simultaneously minimizes the distance to the predicted rank on each hospital's list, and thus also minimizes the sum of these distances. \square

Now, we bound the number of proposals made by the PDA algorithm by the distance to the nearest stable matching.

Theorem 4.6. *The number of proposals performed by the PDA algorithm is at most*

$$\min_{M \in \mathcal{M}} \sum_{i \in [n]} \left[\rho_i - \text{rank}(\hat{L}(h_i), M(h_i)) + 1 \right].$$

Proof. The proof follows from Lemma 4.5 and the observation that in the DA algorithm, each receiver's tentative match weakly improves throughout the execution. In other words, each hospital h_i only receives proposals from residents ranked between $\hat{\mu}(h_i)$ and ρ_i on its preference list. \square

4.2 Adapting to Incorrect Predictions

In this section, we analyze the case where all stable matchings are eliminated from the pruned instance \hat{I} . We show that if this happens, then the unmatched hospitals are a subset of those that have been under-predicted, that is, all their stable partners were eliminated in the pruning. This gives a certificate of which predictions were inaccurate.

Let μ_H^* be the hospital-optimal stable matching in I . We say that a hospital h is *under-predicted* if $\mu_H^*(h) \notin \hat{L}(h)$. The following theorem establishes a structural property of $\hat{\mu}$ in the case where pruning eliminates all stable matchings.

Theorem 4.7. *Let $\hat{\mu}$ be the matching found by the PDA algorithm. If a hospital h is unmatched in $\hat{\mu}$, then h must be under-predicted in I .*

Proof. For the sake of contradiction, suppose there is an unmatched hospital h , such that $\mu_H^*(h) \in \hat{L}(h)$. Without loss of generality, assume $h = h_1$ and $\mu_H^*(h) = r_1$. Since h_1 is unmatched, r_1 never proposed to h_1 , despite h_1 being on its list. Thus, r_1 is matched to some other hospital, say h_2 , which is ranked higher than h_1 on $\hat{L}(r_1)$.

Consequently, h_2 is not matched to $\mu_H^*(h_2) \equiv r_2$. Since (r_1, h_2) cannot be a blocking pair with respect to μ_H^* , r_2 must be ranked higher than r_1 on $L(h_2)$, which means h_2 is not under-predicted. Since h_2 is not under-predicted, implying $h_2 \in \hat{L}(r_2)$, and r_2 is not matched to h_2 , then r_2 must be matched to some other hospital h_3 that it prefers to h_2 . Again, this means h_3 is not matched to $\mu_H^*(h_3) \equiv r_3$, and since (r_2, h_3) cannot be a blocking pair with respect to μ_H^* , r_3 must be ranked higher than r_2 on $L(h_3)$, which implies that h_3 is not under-predicted. Continuing inductively, we conclude that no hospital is under-predicted. Hence, μ_H^* exists in \hat{I} and Theorem 4.4 implies that all hospitals are matched, a contradiction. \square

Thus, the PDA algorithm can iteratively extend the preference lists of only the unmatched hospitals and re-run resident-proposing DA until a perfect matching is found.

5 Lower Bound

The analysis of the WDA and PDA algorithms in Sections 3 and 4 relies on the assumption that a stable matching μ on the original instance I survives in the pruned instance \hat{I} . It is natural to ask if this assumption is necessary. In particular, can we improve upon the deferred-acceptance algorithm without such a promise? In this section, we prove a lower bound showing this is not possible. In particular, we prove that even with “near-perfect” predictions, without this promise, finding a stable matching still takes $\Omega(n^2)$ time.

We show that given a bound η , determining whether the maximum error is more or less than η , that is to say, determining if $\eta > \max_i \eta_i$ or $\eta \leq \max_i \eta_i$, requires $\Omega((n - 2\eta)^2)$ queries to the agents’ preference lists, and therefore $\Omega((n - 2\eta)^2)$ total time.

One may further ask if it is possible to improve upon this bound if the prediction is near-perfect and contains only a small number of outliers—that is, can we obtain bounds using the average error, or if the number of agents with large error is small? However, our lower bound holds even if we are promised that the prediction has only six agents whose predicted match is incorrect. Even so, just finding those six agents requires $\Omega(n^2)$ time.

In summary, our lower bound shows that even near-perfect predictions are not sufficient to improve upon the worst-case cost of $\Omega(n^2)$. This shows that the assumption that a stable matching exists in the pruned instance \hat{I} is necessary in the analysis of our algorithms.

Concretely, in the remainder of this section we will prove the following theorem.

Theorem 5.1. *Given a predicted matching $\hat{\mu}$ and an error bound η , any algorithm to determine if $\hat{\mu}$ has maximum error at most η requires $\Omega((n - 2\eta)^2)$ queries to the agents’ preference lists in the worst case, even if $\hat{\mu}$ can be made stable by changing the match of at most 6 agents.*

Our lower bound is an extension of Gonczarowski et al. [2014] and uses a reduction from the classic set disjointness problem. The **set disjointness** problem, denoted $\text{DISJ}(A, B)$, asks whether two subsets $A, B \subseteq [N]$ are disjoint. Formally, $\text{DISJ}(A, B) = 1$ if $A \cap B = \emptyset$, and $\text{DISJ}(A, B) = 0$ otherwise. A classic result is that the randomized communication complexity of $\text{DISJ}(A, B)$ is $\Omega(N)$, even if $|A \cap B| \leq 1$ [Kalyanasundaram and Schintger, 1992, Razborov, 1990].

We embed two sets of size $(n - 2\eta)^2$ in a stable matching instance with a prediction $\hat{\mu}$, such that $\hat{\mu}$ has error $< \eta$ if and only if the sets are disjoint. This generalizes Gonczarowski et al. [2014, Lemma 4.1], which embeds two sets in a stable matching instance to show that verifying if a given matching is stable

requires $\Omega(n^2)$ time. Our proof generalizes theirs in two ways: first, we pad their embedding so that $\hat{\mu}$ is stable if and only if it has error at most η ; second, we add two extra agents to ensure that the average error of $\hat{\mu}$ is small.

Constructing the stable matching instance. Consider an instance of the set disjointness problem in which the sets A and B are subsets of

$$U := \{(i, j) : i, j \in [n - 2\eta - 1], i \neq j\}.$$

We assume that $|A \cap B| \leq 1$.

We construct a corresponding stable matching instance with n hospitals and n residents. We first partition the hospitals and residents into four groups:

- S_h and S_r are sets of $n - 2\eta - 1$ hospitals and residents respectively; these encode the set disjointness instance
- P_h^u and P_r^u are sets of η hospitals and residents respectively; these serve as padding *above* the predicted match
- P_h^ℓ and P_r^ℓ are sets of η hospitals and residents respectively; these serve as padding *below* the predicted match
- B_h and B_r contain a single hospital and resident; they serve as backup sets to ensure that, whenever $A \cap B \neq \emptyset$, only four hospitals need to change their match to reach a stable matching

To specify the preference lists, we use the notation $[X|Y]$ (where X and Y are sets) to denote the sequence consisting of the elements of X ordered arbitrarily, followed by the elements of Y ordered arbitrarily; we extend this notation to more than two sets in the natural way.

The preference lists of hospitals and residents in P_h^u and P_r^u are constructed as follows. For each i , the i th hospital in P_h^u and i th resident in P_r^u are first on each other's preference list; the rest of their list is arbitrary. These are essentially “dummy agents”—hospital and resident i in P_h^u and P_r^u will be matched in any stable matching. The same construction is used for P_h^ℓ and P_r^ℓ .

Next, we describe the preference lists for the agents in S_h and S_r . The preference list of the i th hospital in S_h is

$$\left[\{j \in S_r : (i, j) \in A\} \mid P_r^u \mid \{i\text{th resident in } S_r\} \mid B_r \mid P_r^\ell \mid \{j \in S_r : (i, j) \notin A\} \right].$$

Similarly, the preference list of the j th resident in S_r is

$$\left[\{i \in S_h : (i, j) \in B\} \mid P_h^u \mid \{j\text{th hospital in } S_h\} \mid B_h \mid P_h^\ell \mid \{i \in S_h : (i, j) \notin B\} \right].$$

Finally, the hospital in B_h and the resident in B_r have respective preference lists

$$\left[S_r \mid P_r^u \mid P_r^\ell \mid B_r \right] \quad \text{and} \quad \left[S_h \mid P_h^u \mid P_h^\ell \mid B_h \right].$$

Predicted matching. We define the predicted matching $\hat{\mu}$ as follows:

- the i th hospital in S_h is matched with the i th resident in S_r ,
- the i th hospital in P_h^u (resp. P_h^ℓ) is matched with the i th resident in P_r^u (resp. P_r^ℓ), and
- the hospital in B_h is matched with the resident in B_r .

We now prove that $\hat{\mu}$ has maximum error at most η , if, and only if, A and B are disjoint. Moreover, we show that there are few agents with any error in $\hat{\mu}$, and in fact the *average error* of $\hat{\mu}$ is at most 4. These lemmas together prove Theorem 5.1.

Lemma 5.2. *The sets A and B are disjoint if and only if the maximum error of $\hat{\mu}$ is at most η .*

Proof. To begin, we show that if A and B are disjoint, then $\hat{\mu}$ is stable, which immediately implies that the maximum error is at most η , since it is 0. Suppose, for the sake of contradiction, that $\hat{\mu}$ contains an unstable pair.

Note that no agent from P_h^u, P_h^ℓ, P_r^u , or P_r^ℓ can be part of an unstable pair. Similarly, B_h and B_r cannot participate in an unstable pair: every hospital in S_h is matched to a resident that it prefers over B_r , and the same holds for residents in S_r . Therefore, any unstable pair must consist of a hospital $h \in S_h$ and a resident $r \in S_r$.

Examining h 's preference list, the only residents that h prefers over its current match are those corresponding to $(i, j) \in A$. Likewise, for r , the only hospitals it prefers over its match correspond to $(i, j) \in B$. This would contradict the assumption that A and B are disjoint.

Next, we show that if $\hat{\mu}$ has maximum error at most η , then A and B are disjoint. We do so by proving that if $\hat{\mu}$ is stable, then $A \cap B = \emptyset$, and if $\hat{\mu}$ is unstable, then it has maximum error more than η .

First, suppose $\hat{\mu}$ is stable. If a pair $(\hat{i}, \hat{j}) \in A \cap B$ exists, then the \hat{i} th hospital in S_h and the \hat{j} th resident in S_r would form a blocking pair with respect to $\hat{\mu}$. Therefore, stability of $\hat{\mu}$ implies that A and B must be disjoint.

Next, consider the case where $\hat{\mu}$ is not stable. We show that any stable matching μ must have distance more than η from $\hat{\mu}$ on some preference list. Let μ be a stable matching. Since $\hat{\mu}$ is not stable, we have $\mu \neq \hat{\mu}$, which implies that there exists a pair $(h, r) \in \mu$ such that $(h, r) \notin \hat{\mu}$.

The agents in P_h^u, P_h^ℓ, P_r^u , and P_r^ℓ each have the same match in $\hat{\mu}$ and in all stable matchings. Hence, either $h \in S_h$ or $h \in B_h$. If $h \in B_h$, then $r \in S_r$, which implies that $\mu(h)$ is more than η positions away from $\hat{\mu}(h)$ on h 's preference list. A similar argument holds if $r \in B_r$. If $h \in S_h$ and $r \in S_r$, since $(h, r) \notin \hat{\mu}$, it follows that h and r are both more than η positions away from each other's matches in $\hat{\mu}$. \square

Lemma 5.3. *If $\hat{\mu}$ is not stable, then there exists a stable matching μ that can be obtained by changing the match of at most 6 agents in $\hat{\mu}$. Furthermore, $\hat{\mu}$ has average error at most 4.*

Proof. By the proof of Lemma 5.2, if $\hat{\mu}$ is unstable, then A and B are not disjoint; recall that we assume $|A \cap B| \leq 1$. Let $(\hat{i}, \hat{j}) \in A \cap B$ denote the unique overlapping element.

Construct the matching μ as follows. The \hat{i} th hospital in S_h is matched to the \hat{j} th resident in S_r . The \hat{i} th resident in S_r is matched to B_h , and the \hat{j} th hospital in S_h is matched to B_r . All other hospitals and residents retain their matches from $\hat{\mu}$.

We now show that μ is stable. As before, no hospital or resident in P_h^u, P_h^ℓ, P_r^u , or P_r^ℓ can participate in an unstable pair. First, consider the \hat{i} th hospital h in S_h . If h is part of an unstable pair, then there exists a resident that h prefers over the \hat{j} th resident in S_r . Let this resident be the j' th resident in S_r . This resident must also prefer h over its current match, which implies $(\hat{i}, j') \in A \cap B$, contradicting our assumption that (\hat{i}, \hat{j}) is the unique element in $A \cap B$.

Next, consider any hospital $h \in S_h$ that is not the \hat{i} th hospital. Suppose h is part of an unstable pair (h, r) . Let h be the i' th hospital in S_h , and let r be the j' th resident in S_r . Again, we would have $(i', j') \in A \cap B$, contradicting the uniqueness of (\hat{i}, \hat{j}) . Notice that the resident in B_r cannot be part of a blocking pair, since every hospital other than the \hat{j} th hospital in S_h prefers its current match over this resident.

Finally, consider $h \in B_h$, matched to $r \in S_r$. If h is part of an unstable pair, then there exists some $r' \in S_r$ such that (h, r') forms a blocking pair. But r' is matched to a hospital in S_h that it prefers over h , which contradicts the assumption of a blocking pair.

Since all hospitals have been considered and none can participate in an unstable pair, we conclude that μ is stable.

We now bound the average error of the predicted matching $\hat{\mu}$ relative to μ . The \hat{i} th hospital in S_h and the \hat{j} th resident in S_r each have error at most $n - \eta - 1$, since their lists have size n and there are at least $\eta + 1$ entries below their match in $\hat{\mu}$. The \hat{i} th resident in S_r and the \hat{j} th hospital in S_h each have error 1. Finally, B_h and B_r each have error at most n . All other hospitals and residents have error 0. Thus, the total error is $4n - 2\eta \leq 4n$, and the average error is at most 4. \square

6 Experimental Results

In this section, we empirically evaluate our algorithms. In particular, we aim to address the following questions to show that the theory is predictive of practice:

1. **Prediction concentration:** Can high-quality predictions be easily learned from past data? Further, do the realized match ranks concentrate tightly enough that short prediction windows (as assumed in our analysis) are realistic in common market models?
2. **Efficiency scaling:** When prediction windows contain the true stable match, does the empirical number of proposals scale with the prediction error rather than market size, as predicted by our analysis?

We conduct three sets of experiments, each corresponding to a different regime for generating preference lists ¹.

6.1 Generating the Preferences

Mallows markets. In our first set of experiments, preference lists are generated from the Mallows distribution [Mallows, 1957], a widely used probabilistic model for producing correlated rankings [Brilliantova and Hosseini, 2022, Hoffman et al., 2023, Borodin et al., 2025]. In this model, agents’ preferences are centered around a common underlying ordering, with individual lists obtained by perturbing this central ranking with some amount of random noise. Such a structure reflects many real-world matching markets, where there is broad agreement about relative quality on both sides of the market, but not complete consensus.

Formally, for each side of the market, we fix a reference ranking and generate each agent’s preference list independently according to a Mallows distribution around this reference. The amount of noise is controlled by a parameter $\phi \in [0, 1]$, which we take to be the same on both sides of the market. When $\phi = 0$, all agents’ preference lists coincide exactly with the reference ranking, yielding perfectly aligned preferences. As ϕ increases, agents’ rankings deviate more from the reference, and when $\phi = 1$, preferences are completely random and independent.

Under this model, the probability of generating a ranking π is given by

$$\Pr(\pi) = \frac{1}{Z(\phi)} \phi^{d(\pi, \pi^*)},$$

where π^* denotes the reference ranking, $d(\pi, \pi^*)$ is the Kendall-tau distance, i.e., the number of inverted pairs between π and π^* , and $Z(\phi)$ is a normalization constant. Lower values of ϕ concentrate probability mass on rankings close to the reference, resulting in highly correlated preference lists, while higher values produce greater variability.

Real-world dating markets. In the second set of experiments, preference lists are generated from a distribution derived from data of an online dating platform [Brozovsky and Petricek, 2007]. We use the implementation of Tziavelis et al. [2019] to generate our lists.

¹The Python implementations of the experiments are available at <https://github.com/helia-niaparast/stable-matching-with-predictions>.

Preferences are constructed by first assigning a coarse compatibility rating to every man–woman pair using a 10×10 probability table estimated from the dating-platform data. For each pair, two ratings are sampled from this table: one corresponding to the man’s evaluation of the woman and the other to the woman’s evaluation of the man. Each man then ranks women from highest to lowest according to his sampled ratings, and each woman ranks men analogously. Because the ratings take only ten levels, ties are frequent; these are broken by slightly favoring candidates who tend to receive higher ratings from many agents on the opposite side (a popularity adjustment), and then by adding a small random perturbation to ensure strict preference orderings. Finally, agents on each side are relabeled by popularity so that lower indices correspond to more popular agents, and the resulting preference lists are returned.

Tiered markets. Our third set of experiments are run on tiered markets as described in Ashlagi et al. [2021]. Here, each side of the market is partitioned into a fixed number of tiers. Each tier is specified by two quantities: a fraction that determines what portion of agents belong to that tier, and a weight that determines how desirable agents in that tier are perceived to be. Preference lists are generated by a weighted sampling procedure: when an agent constructs its ranking, it repeatedly selects one remaining candidate at a time, with selection probabilities proportional to the candidates’ tier weights, removing the selected candidate after each draw until a complete strict ordering is obtained. In the experiments, both sides are divided into five tiers with fractions (0.1, 0.2, 0.4, 0.2, 0.1) and weights (50, 25, 10, 5, 1). The same tier structure applies to both sides, and agents retain their assigned tier throughout all experiments.

6.2 Generating the Predictions

In each set of experiments, we fix the proposing side and the receiving side throughout. We repeat the experiment across a set of parameter settings: in the Mallows experiments, we fix $n = 500$ and vary the dispersion parameter ϕ and in the other two sets of experiments we vary the market size n .

For each parameter setting, we generate 50 random instances and compute the proposer-optimal stable matching in each. For every receiving agent, we record the rank of its match across these matchings. Using these 50 observations, we predict a lower and upper bound on the rank of the match for each receiving agent. The lower bound is set as the minimum observed rank minus three standard deviations, and the upper bound as the maximum observed rank plus three standard deviations.

6.3 Experimental Setup

For each parameter setting, after constructing the predictions, we generate 50 additional random instances from the same distribution. For each market, we run the (1) classic DA algorithm, (2) the WDA algorithm using the lower and upper predicted ranks, and (3) the PDA algorithm using only the upper predicted ranks, and record the number of proposals made by each algorithm.

For WDA, we additionally report the percentage of instances in which the output is stable. For PDA, if any receiving agents remain unmatched, we iteratively extend their preference lists and rerun the algorithm until a perfect matching is obtained (the initial extension has size $\lfloor n/8 \rfloor$ and is doubled in each iteration).

For both PDA and WDA, we also report the *instance size*, defined as the sum of the lengths of the receiving agents’ preference lists after truncation. When lists are extended in PDA, we recompute the total length of all receiving agents’ lists and add this quantity to the previously recorded total.

6.4 Experimental Results

Figures 2 and 3 show the results of the experiments. In all of the plots, the light shaded regions represent one standard deviation around the mean of the 50 observations; when they are not visible, the variance is very small.

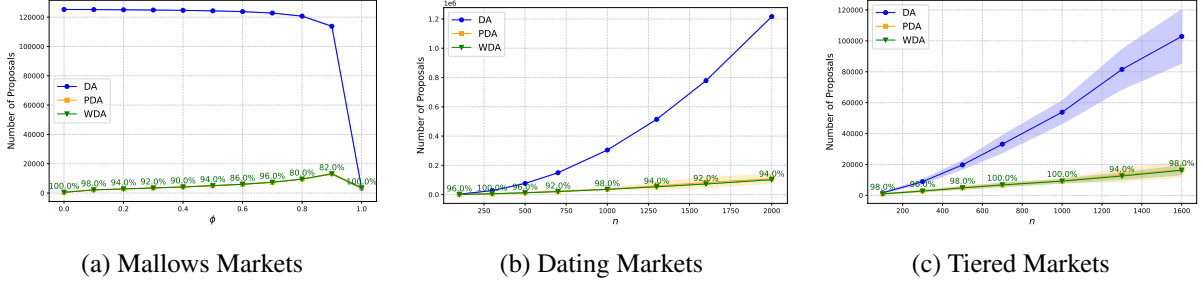


Figure 2: Proposal counts for classic DA, WDA, and PDA across the three market models. The green numbers show the percentage of instances in which WDA finds a stable matching.

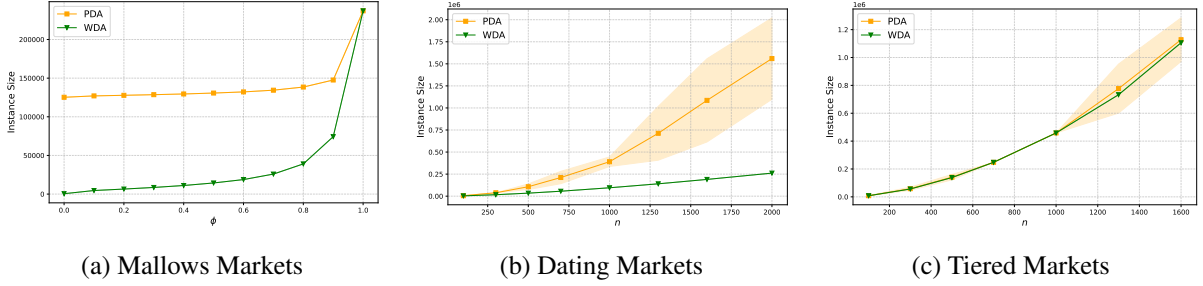


Figure 3: Instance size for WDA and PDA across the three market models.

These results provide strong empirical validation for the theoretical bounds established in Sections 3 and 4. Specifically, the high stability rates for WDA confirm the robustness of Theorem 3.4. Furthermore, the fact that PDA and WDA proposal counts track each other closely, and grow far more slowly than classic DA, suggests that these market models exhibit the structural regularities assumed by our analysis.

Overall, the empirical results closely match our theoretical bounds. When the predicted windows contain the true stable matches, both WDA and PDA achieve dramatic reductions in the number of proposals. Moreover, the output of WDA is mostly stable, and PDA remains efficient in practice even when the predicted prefixes occasionally do not contain any stable matching and the lists must be extended.

Mallows markets. In the Mallows setting, as long as $\phi \neq 1$, meaning there is some correlation among the preferences, classic DA consistently makes substantially more proposals than WDA and PDA, often by about an order of magnitude or more. The case where $\phi = 1$ serves as a sanity check: when preferences are uniform random, classical theory predicts that DA already runs in near-linear time, and our prediction-guided algorithms cannot asymptotically improve upon it [Wilson, 1972].

Dating and tiered markets. As we vary n , the number of proposals made by PDA and WDA grows at a far slower rate than in classic DA. As the market grows, the proposal counts under DA rise sharply, while the proposal counts for PDA and WDA increase much more gently, preserving a large and widening gap over the tested range.

In terms of stability, WDA produces a stable outcome in almost every instance. However, since WDA and PDA are consistently making roughly the same number of proposals, one might wonder what the advantage of WDA over PDA is, given that PDA is guaranteed to find a stable matching. The answer is in the comparison of instance size (Figure 3). In many real-world applications of stable matchings, constructing or submitting long preference lists is costly or constrained, so being able to use shorter preference lists, meaning that participants rank fewer options, is a significant advantage of WDA over PDA.

Finally, it is worth noting that the proposal counts of PDA and WDA are often very close because they

frequently output the same stable matching, and receiving agents are rarely proposed to by agents ranked above their lower match-rank prediction. Consequently, removing those parts of the lists typically does not affect the number of proposals.

7 Conclusion

In this paper, we develop a framework for analyzing stability when only subsets of preference lists are used. We study two different prediction-based truncation strategies. When predictions on the hospitals’ true matches are accompanied by error bounds, we show that the resident-proposing window-truncated algorithm recovers the perfect stable matching and is substantially more efficient, while the hospital-proposing variant may return an unstable matching. We show that a more conservative prefix-truncated approach does not need to rely on known error bounds. We prove a lower bound that shows that our assumption that at least one stable matching on the original instance exists in the pruned lists is necessary for efficiency, even if the predictions are near-perfect.

Together with our empirical evaluation, these results clarify when pruning is safe and how prediction-guided mechanisms can be applied reliably, providing a foundation for stable and scalable matching algorithms in large markets where full preference information is rarely feasible.

References

- Atila Abdulkadiroğlu, Parag A Pathak, and Alvin E Roth. The new york city high school match. *American Economic Review*, 95(2):364–367, 2005a.
- Atila Abdulkadiroğlu, Parag A Pathak, Alvin E Roth, and Tayfun Sönmez. The boston public school match. *American Economic Review*, 95(2):368–371, 2005b.
- Ishan Agarwal and Richard Cole. Stable Matching: Choosing Which Proposals to Make. In Kousha Etessami, Uriel Feige, and Gabriele Puppis, editors, *50th International Colloquium on Automata, Languages, and Programming (ICALP 2023)*, volume 261 of *Leibniz International Proceedings in Informatics (LIPIcs)*, pages 8:1–8:20, Dagstuhl, Germany, 2023. Schloss Dagstuhl – Leibniz-Zentrum für Informatik. ISBN 978-3-95977-278-5. doi: 10.4230/LIPIcs.ICALP.2023.8. URL <https://drops.dagstuhl.de/entities/document/10.4230/LIPIcs.ICALP.2023.8>.
- Itai Ashlagi, Mark Braverman, Amin Saberi, Clayton Thomas, and Geng Zhao. Tiered Random Matching Markets: Rank Is Proportional to Popularity. In James R. Lee, editor, *12th Innovations in Theoretical Computer Science Conference (ITCS)*, volume 185 of *Leibniz International Proceedings in Informatics (LIPIcs)*, pages 46:1–46:16, Dagstuhl, Germany, 2021. Schloss Dagstuhl – Leibniz-Zentrum für Informatik.
- Evripidis Bampis, Bruno Escoffier, and Paul Youssef. Online 2-stage stable matching. *Discrete Applied Mathematics*, 341:394–405, 2023.
- Charles Blair. Every finite distributive lattice is a set of stable matchings. *Journal of Combinatorial Theory, Series A*, 37(3):353–356, 1984.
- Charles Blair. The lattice structure of the set of stable matchings with multiple partners. *Mathematics of operations research*, 13(4):619–628, 1988.
- Yosef Blum and Uriel G Rothblum. “timing is everything” and marital bliss. *Journal of Economic Theory*, 103(2):429–443, 2002.
- Allan Borodin, Joanna Drummond, Kate Larson, and Omer Lev. Natural interviewing equilibria in matching settings. *Social Choice and Welfare*, 64(3):483–527, 2025.

- Robert Brederbeck, Jiehua Chen, Dušan Knop, Junjie Luo, and Rolf Niedermeier. Adapting stable matchings to evolving preferences. *Proceedings of the AAAI Conference on Artificial Intelligence*, 34 (02):1830–1837, 2020.
- Angelina Brilliantova and Hadi Hosseini. Fair stable matching meets correlated preferences. In Piotr Faliszewski, Viviana Mascardi, Catherine Pelachaud, and Matthew E. Taylor, editors, *21st International Conference on Autonomous Agents and Multiagent Systems, AAMAS 2022, Auckland, New Zealand, May 9-13, 2022*, pages 190–198. International Foundation for Autonomous Agents and Multiagent Systems (IFAAMAS), 2022. doi: 10.5555/3535850.3535873. URL <https://www.ifaamas.org/Proceedings/aamas2022/pdfs/p190.pdf>.
- Lukas Brozovsky and Vaclav Petricek. Recommender system for online dating service. *arXiv preprint cs/0703042*, 2007.
- Linda Cai and Clayton Thomas. The short-side advantage in random matching markets. In *Symposium on Simplicity in Algorithms (SOSA)*, pages 257–267. SIAM, 2022.
- Jiehua Chen. Computational complexity of stable marriage and stable roommates and their variants. *CoRR*, abs/1904.08196, 2019. URL <http://arxiv.org/abs/1904.08196>.
- Jose Correa, Rafael Epstein, Juan Escobar, Ignacio Rios, Bastian Bahamondes, Carlos Bonet, Natalie Epstein, Nicolas Aramayo, Martin Castillo, Andres Cristi, et al. School choice in chile. In *Proceedings of the 2019 ACM Conference on Economics and Computation*, pages 325–343, 2019.
- Sami Davies, Benjamin Moseley, Sergei Vassilvitskii, and Yuyan Wang. Predictive flows for faster ford-fulkerson. In Andreas Krause, Emma Brunskill, Kyunghyun Cho, Barbara Engelhardt, Sivan Sabato, and Jonathan Scarlett, editors, *Proc. of the 40th International Conference on Machine Learning (ICML)*, volume 202 of *Proceedings of Machine Learning Research*, pages 7231–7248. PMLR, 23–29 Jul 2023. URL <https://proceedings.mlr.press/v202/davies23b.html>.
- Michael Dinitz, Sungjin Im, Thomas Lavastida, Benjamin Moseley, and Sergei Vassilvitskii. Faster matchings via learned duals. In Marc’Aurelio Ranzato, Alina Beygelzimer, Yann N. Dauphin, Percy Liang, and Jennifer Wortman Vaughan, editors, *Proc. 34th Conference on Advances in Neural Information Processing Systems (NeurIPS)*, pages 10393–10406, 2021.
- Piotr Dworczak. Deferred acceptance with compensation chains. *Operations Research*, 69(2):456–468, 2021.
- David Gale and Lloyd S Shapley. College admissions and the stability of marriage. *The American mathematical monthly*, 69(1):9–15, 1962.
- Yannai A Gonczarowski, Noam Nisan, Rafail Ostrovsky, and Will Rosenbaum. A stable marriage requires communication. In *Proceedings of the Twenty-Sixth Annual ACM-SIAM Symposium on Discrete Algorithms*, pages 1003–1017. SIAM, 2014.
- Dan Gusfield and Robert W Irving. *The stable marriage problem: structure and algorithms*. MIT press, 1989.
- Monika Henzinger, Barna Saha, Martin P. Seybold, and Christopher Ye. On the complexity of algorithms with predictions for dynamic graph problems. In Venkatesan Guruswami, editor, *15th Innovations in Theoretical Computer Science Conference, ITCS 2024, January 30 to February 2, 2024, Berkeley, CA, USA*, volume 287 of *LIPICs*, pages 62:1–62:25. Schloss Dagstuhl - Leibniz-Zentrum für Informatik, 2024. doi: 10.4230/LIPICs.ITCS.2024.62. URL <https://doi.org/10.4230/LIPICs.ITCS.2024.62>.
- Christopher Hoffman, Avi Levy, and Elchanan Mossel. Stable matchings with correlated preferences. *arXiv preprint arXiv:2312.14813*, 2023.

- Hadi Hosseini and Shraddha Pathak. Strategic aspects of stable matching markets: A survey. In *Proceedings of the Thirty-Third International Joint Conference on Artificial Intelligence, IJCAI-24, Kate Larson (Ed.). International Joint Conferences on Artificial Intelligence Organization*, pages 8077–8085, 2024.
- N Immoralica. Marriage, honesty, and stability. In *Proceedings of the 16th annual ACM-SIAM symposium on Discrete algorithms, 2005*, pages 53–62, 2005.
- Robert W Irving. Stable marriage and indifference. *Discrete Applied Mathematics*, 48(3):261–272, 1994.
- Robert W Irving. The cycle roommates problem: a hard case of kidney exchange. *Information Processing Letters*, 103(1):1–4, 2007.
- Bala Kalyanasundaram and Georg Schintger. The probabilistic communication complexity of set intersection. *SIAM Journal on Discrete Mathematics*, 5(4):545–557, 1992.
- Yash Kanoria, Seungki Min, and Pengyu Qian. In which matching markets does the short side enjoy an advantage? In *Proceedings of the Thirty-Second Annual ACM-SIAM Symposium on Discrete Algorithms*, pages 1374–1386, 2021.
- Telikepalli Kavitha, Kurt Mehlhorn, Dimitrios Michail, and Katarzyna E Paluch. Strongly stable matchings in time $\mathcal{O}(nm)$ and extension to the hospitals-residents problem. *ACM Transactions on Algorithms (TALG)*, 3(2):15–es, 2007.
- Alexander S Kelso Jr and Vincent P Crawford. Job matching, coalition formation, and gross substitutes. *Econometrica: Journal of the Econometric Society*, pages 1483–1504, 1982.
- Quanquan C. Liu and Vaidehi Srinivas. The predicted-updates dynamic model: Offline, incremental, and decremental to fully dynamic transformations. In Shipra Agrawal and Aaron Roth, editors, *Proceedings of Thirty Seventh Conference on Learning Theory*, volume 247 of *Proceedings of Machine Learning Research*, pages 3582–3641. PMLR, 30 Jun–03 Jul 2024. URL <https://proceedings.mlr.press/v247/liu24c.html>.
- Thodoris Lykouris and Sergei Vassilvitskii. Competitive caching with machine learned advice. *Journal of the ACM (JACM)*, 68(4):1–25, 2021.
- Colin L Mallows. Non-null ranking models. i. *Biometrika*, 44(1/2):114–130, 1957.
- Samuel McCauley, Benjamin Moseley, Aidin Niaparast, and Shikha Singh. Online list labeling with predictions. In A. Oh, T. Naumann, A. Globerson, K. Saenko, M. Hardt, and S. Levine, editors, *Proc. 36th Conference on Neural Information Processing Systems (NeurIPS)*, volume 36, pages 60278–60290. Curran Associates, Inc., 2023.
- Samuel McCauley, Benjamin Moseley, Aidin Niaparast, and Shikha Singh. Incremental topological ordering and cycle detection with predictions. In *Forty-first International Conference on Machine Learning*, 2024. URL <https://openreview.net/forum?id=wea7nsJdMc>.
- Samuel McCauley, Benjamin Moseley, Aidin Niaparast, Helia Niaparast, and Shikha Singh. Incremental approximate single-source shortest paths with predictions. In Keren Censor-Hillel, Fabrizio Grandoni, Joël Ouaknine, and Gabriele Puppis, editors, *52nd International Colloquium on Automata, Languages, and Programming (ICALP)*, volume 334 of *Leibniz International Proceedings in Informatics (LIPIcs)*, pages 117:1–117:20, Dagstuhl, Germany, 2025. Schloss Dagstuhl – Leibniz-Zentrum für Informatik. ISBN 978-3-95977-372-0. doi: 10.4230/LIPIcs.ICALP.2025.117. URL <https://drops.dagstuhl.de/entities/document/10.4230/LIPIcs.ICALP.2025.117>.
- David G McVitie and Leslie B Wilson. The stable marriage problem. *Communications of the ACM*, 14(7):486–490, 1971.

- Michael Mitzenmacher and Sergei Vassilvitskii. Algorithms with predictions. *Communications of the ACM*, 65(7):33–35, 2022.
- National Resident Matching Program. Results and data: 2024 main residency match. <https://www.nrmp.org/match-data/2024/06/results-and-data-2024-main-residency-match/>, 2024. Accessed: 2026-01-31.
- Helia Niaparast, Benjamin Moseley, and Karan Singh. Faster global minimum cut with predictions. In *Forty-second International Conference on Machine Learning*, 2025. URL <https://openreview.net/forum?id=FeZoO7mfG7>.
- Boris Pittel. On likely solutions of a stable marriage problem. *The Annals of Applied Probability*, 2(2): 358–401, 1992.
- Adam Polak and Maksym Zub. Learning-augmented maximum flow. *Information Processing Letters*, 186:106487, 2024. ISSN 0020-0190. doi: <https://doi.org/10.1016/j.ipl.2024.106487>. URL <https://www.sciencedirect.com/science/article/pii/S0020019024000176>.
- Aditya Potukuchi and Shikha Singh. Unbalanced random matching markets with partial preferences. In *52nd International Colloquium on Automata, Languages, and Programming (ICALP 2025)*, pages 125–1. Schloss Dagstuhl–Leibniz-Zentrum für Informatik, 2025.
- Alexander A Razborov. On the distributional complexity of disjointness. In *International Colloquium on Automata, Languages, and Programming*, pages 249–253. Springer, 1990.
- Alvin E Roth. The evolution of the labor market for medical interns and residents: a case study in game theory. *Journal of political Economy*, 92(6):991–1016, 1984.
- Alvin E Roth, Tayfun Sönmez, and M Utku Ünver. Pairwise kidney exchange. *Journal of Economic theory*, 125(2):151–188, 2005.
- Nikolaos Tziavelis, Ioannis Giannakopoulos, Katerina Doka, Nectarios Koziris, and Panagiotis Karras. Equitable stable matchings in quadratic time. *Advances in neural information processing systems*, 32, 2019.
- Jan van den Brand, Sebastian Forster, Yasamin Nazari, and Adam Polak. On dynamic graph algorithms with predictions. In David P. Woodruff, editor, *Proceedings of the 2024 ACM-SIAM Symposium on Discrete Algorithms, SODA 2024, Alexandria, VA, USA, January 7-10, 2024*, pages 3534–3557. SIAM, 2024. doi: [10.1137/1.9781611977912.126](https://doi.org/10.1137/1.9781611977912.126). URL <https://doi.org/10.1137/1.9781611977912.126>.
- Leslie B Wilson. An analysis of the stable marriage assignment algorithm. *BIT Numerical Mathematics*, 12(4):569–575, 1972.