

Deciding Reachability and the Covering Problem with Diagnostics for Sound Acyclic Free-Choice Workflow Nets

Thomas M. Prinz

Course Evaluation Service

Friedrich Schiller University Jena

Am Steiger 3, Haus 1, 07743 Jena, Germany

Thomas.Prinz@uni-jena.de

Christopher T. Schwanen

Chair of Process and Data Science (PADS)

RWTH Aachen University

Ahornstraße 55, 52074 Aachen, Germany

schwanen@pads.rwth-aachen.de

Wil M. P. van der Aalst

Chair of Process and Data Science (PADS)

RWTH Aachen University

Ahornstraße 55, 52074 Aachen, Germany

wvdaalst@pads.rwth-aachen.de

Abstract. A central decision problem in Petri net theory is *reachability* asking whether a given marking can be reached from the initial marking. Related is the *covering problem* (or sub-marking reachability), which decides whether there is a reachable marking covering at least the tokens in the given marking. For live and bounded free-choice nets as well as for sound free-choice workflow nets, both problems are polynomial in their computational complexity. This paper refines this complexity for the class of sound *acyclic* free-choice workflow nets to a quadratic polynomial, more specifically to $O(P^2 + T^2)$. Furthermore, this paper shows the feasibility of accurately explaining why a given marking is or is not reachable. This can be achieved by three new concepts:

admissibility, maximum admissibility, and diverging transitions. *Admissibility* requires that all places in a given marking are pairwise concurrent. *Maximum admissibility* states that adding a marked place to an admissible marking would make it inadmissible. A *diverging transition* is a transition which originally “produces” the concurrent tokens that lead to a given marking. In this paper, we provide algorithms for all these concepts and explain their computation in detail by basing them on the concepts of concurrency and post-dominance frontiers — a well known concept from compiler construction. In doing this, we present straight-forward implementations for solving (sub-marking) reachability.

Keywords: Workflow Nets, Reachability, Covering problem, Diagnostic Information, Soundness, Free-choice

1. Introduction

Reachability is a central problem in Petri net theory deciding if a given marking can be reached from the initial marking. This decision is crucial for showing whether certain desired or undesired properties of a system under investigation are fulfilled, or not. Liveness, boundedness, and safeness (as global properties) as well as the absence of deadlocks, livelocks, and undesired states during conformance checking (as local properties) are examples of such properties. Following from such properties, it is sometimes also important to know *why* a given marking is or is not reachable. The ability to explain the decision and to effectively compute this decision are important as reachability is at the core of many verification approaches. The complexity class of the general reachability problem for Petri nets is *Ackermann-complete* [1, 2, 3]. For general safe nets, the complexity is reduced to PSPACE [4]. Esparza [5] stated that the reachability problem in safe and live free-choice nets is NP-complete as it can be reduced to the *CNF-SAT* problem. For *cyclic* free-choice nets, a restricted subclass of live and bounded free-choice nets where the initial marking is a home marking, reachability can be decided in polynomial time [6]. Eventually, Yamaguchi [7] shows a polynomial time complexity for reachability in sound extended free-choice workflow nets, but the exact polynomial is unknown.

In this paper, we extend the work presented in [8], which showed first that reachability for *sound acyclic (simple) free-choice workflow nets* can be solved in quadratic time, $O(P^2 + T^2)$, and that *sub-marking reachability* [9] (the *covering problem*, i. e., if a partial marking is reachable) can be solved in the same computational complexity. This paper extends the approach by modified and additional algorithms, which provide diagnostics on why a (sub-)marking is reachable or not. For this reason, the pure decision problem is extended to be explainable. To the best knowledge of the authors, this is the first attempt to algorithmically explain (non-)reachability of a given marking.

Figure 1 shows an example of a sound acyclic free-choice workflow net. System analysts could ask whether a marking with places $p9$, $p12$, and $p16$ having tokens is reachable from the initial marking, or not. This paper will show that this marking is reachable as a sub-marking since (1) all places are pairwise concurrent (i. e., they can have tokens at the same moment) and (2) there are transitions $t1$ and $t8$ causing that all places can have tokens in the same marking.

Answering reachability questions usually focuses on *concrete occurrence sequences* (traces) to the desired marking. This requires a kind of state space exploration resulting in a trace. Such a trace can be

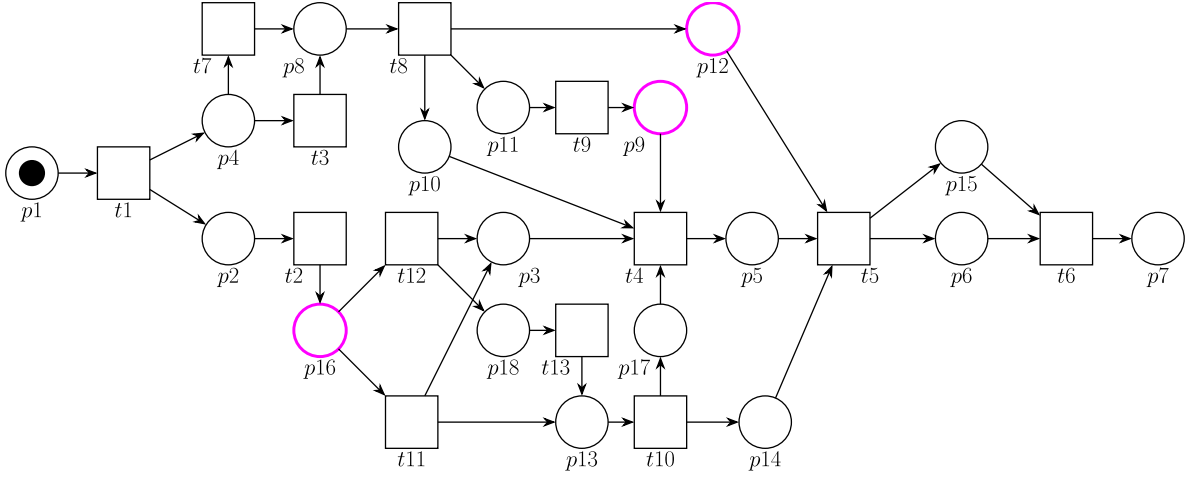


Figure 1. A sound acyclic free-choice workflow net focusing on a marking with tokens on p_9 , p_{12} , and p_{16} (colored in pink).

used (e. g., in a simulation) to argue why a marking is reachable. However, this trace-based approach usually fails in explaining why a marking is *not* reachable (since there is no trace for this case). Other approaches for showing reachability provide “just” a simple decision as diagnostics [6, 7].

The here presented algorithm demonstrates that most decisions on whether a marking is reachable can be decided by *concurrency*. Thereby, we introduce the concept of *admissible* and *maximum admissible* markings. A marking M is *admissible* if all pairs of marked places are in a concurrency relation. M is *maximum admissible* if it is not possible to add an additional token to the marking without destroying admissibility. This paper shows that each reachable marking in a sound acyclic free-choice workflow net must be maximum admissible and that each reachable sub-marking is admissible. We further show that neither computing the concurrency relation [10, 11], nor checking (maximum) admissibility, nor providing diagnostics require knowledge of concrete occurrence sequences. If a marking is *not* admissible, it is not reachable because of places being in *conflict* (i. e., they cannot have a token at the same time). The algorithm for deciding admissibility provides conflicting places as possibility for diagnostics. In addition, it provides places with missing tokens being necessary for the marking to be *maximum* admissible.

(Maximum) admissibility is a necessary condition of reachability for a given marking, but unfortunately it is not sufficient. There are nets with markings that are (maximum) admissible but *not* reachable. Nevertheless, admissibility provides a good heuristic. Fortunately, concurrency is always introduced by *diverging transitions*, i. e., transitions with multiple outputs [10]. Identifying such diverging transitions for a marking implies the existence of an occurrence net being a subgraph (“run”) of the net in the case of sound acyclic free-choice nets. Such a run only diverges in transitions and contains all marked places of the (maximum) admissible marking. The overall sufficient approach eventually checks a given marking for admissibility and computes all diverging points (i. e., diverging transitions *and* diverging places). In doing this, it uses information of the *post-dominance frontier* [12]

of each node (a concept in compiler construction). Then, the algorithm checks if a diverging transition exists that leads to the marking. As a consequence, the algorithm does not rely on the examination of a concrete occurrence sequence, and, therefore, it has a quadratic computational complexity in the worst case. Another benefit of the approach is that it can explain why a marking is (not) reachable rather than just deciding reachability. This is achieved by detailed diagnostics provided by the approach.

The class of Petri nets being examined in this paper regarding reachability is, of course, limited. Nevertheless, two main reasons explain why investigating this class of nets is important:

1. Industrial business process models strongly correlate with free-choice workflow nets [13]. For such process models, soundness is an important minimum quality criterion [14] and can be checked in cubical computational time complexity with detailed diagnostic information [15]. Although requiring *acyclic* nets limits the applicability of the approach in practice, most industrial process models in prominent datasets are acyclic [16]. In summary, sound acyclic free-choice workflow nets are an interesting class of nets for an industrial setting.
2. There is a trend investigating *free-choice nets with a home cluster*. Van der Aalst [17] showed that such nets with a home cluster strongly correlate with *perpetual nets*. When cutting a perpetual net on its initial marking, it is unrolled to a sound free-choice workflow net. We are confident that the new method of *loop decomposition* for industrial process models [11, 15, 18] can be mapped to sound free-choice workflow nets. This would further allow to separate a sound free-choice workflow net into a set of acyclic sound free-choice workflow nets while retaining the original net's behavior. Eventually, this will fill the gap to extend the here presented approach to the class of free-choice nets with a home cluster.

Resulting from these two main reasons, this paper is an important step to achieve a low computational polynomial time complexity to decide (sub-marking) reachability while providing diagnostics at the same moment. Furthermore, although the approach is introduced on acyclic *simple* free-choice workflow nets, we briefly show that deciding reachability for acyclic *extended* free-choice workflow nets does not make much difference.

The remainder of this paper is structured as follows: Section 2 introduces basic concepts of Petri nets, markings, reachability, paths, and soundness. Maximum admissible markings and their application are discussed in Section 3 with a discussion about the output of the presented algorithm regarding diagnostics. Admissibility is then used in Section 4 to finally decide reachability in sound acyclic free-choice workflow nets by introducing diverging points with a strong focus on their algorithmic derivation and diagnostics. Finally, Section 5 concludes this paper.

2. Preliminaries

This paper uses standard Petri net notions, which are provided in the following. We also recall the *Path-to-End Theorem* for simple free-choice nets.

2.1. Multisets, Petri Nets, and Paths

$\mathcal{B}(A)$ is the set of all *multisets* over some set A . For a multiset $b \in \mathcal{B}(A)$, $b(a)$ denotes the number of times element $a \in A$ appears in b . For example, $b_1 = [] = \emptyset$, $b_2 = [x, x, y]$, $b_3 = [x, y, z]$, $b_4 = [x, x, y, x, y, z]$, and $b_5 = [x^3, y^2, z]$ are multisets over the set $A = \{x, y, z\}$. b_1 is the empty multiset, b_2 and b_3 consist of three elements, and $b_4 = b_5$, i. e., the ordering of elements is irrelevant and b_5 uses a more compact notation for repeating elements. The standard set operators can be extended to multisets, e. g., $x \in b_2$, $b_2 \uplus b_3 = b_4$, $b_5 \setminus b_2 = b_3$, etc.

Definition 2.1. (Petri Nets)

A *Petri net* (or simply a *net*) N is a triple (P, T, F) with P and T being finite, disjoint sets of *places* and *transitions*, and $F \subseteq (P \times T) \cup (T \times P)$ is the *flow relation*.

$P \cup T$ can be interpreted as *nodes* and F as *edges* between those nodes. For $x \in P \cup T$, $\bullet x := \{p \mid (p, x) \in F\}$ is the *preset* of x (all directly preceding nodes) and $x\bullet := \{s \mid (x, s) \in F\}$ is the *postset* of x (all directly succeeding nodes). Each node in $\bullet x$ is an *input* of x and each node in $x\bullet$ is an *output* of x . The preset and postset of a set of nodes $X \subseteq P \cup T$ is defined as $\bullet X := \bigcup_{x \in X} \bullet x$ and $X\bullet := \bigcup_{x \in X} x\bullet$, respectively. N is *proper* iff $\forall t \in T: \bullet t \neq \emptyset \wedge t\bullet \neq \emptyset$. N is (*extended*) *free-choice* iff $\forall t_1, t_2 \in T: \bullet t_1 \cap \bullet t_2 \neq \emptyset \implies \bullet t_1 = \bullet t_2$. N is *simple free-choice* iff $\forall p \in P: |p\bullet| \geq 2 \implies \bullet(p\bullet) = \{p\}$, i. e., $\forall t_1, t_2 \in T: \bullet t_1 \cap \bullet t_2 \neq \emptyset \implies \{p\} = \bullet t_1 = \bullet t_2$ [19].

Without loss of generality, this paper focuses on simple free-choice nets as Murata [20, 21] presents a linear time transformation algorithm of extended to simple and simple to extended free-choice nets. Section 4.4 discusses how extended free-choice nets can be investigated with these transformations.

A *path* (n_1, \dots, n_m) is a sequence of nodes $n_1, \dots, n_m \in P \cup T$ with $m \geq 1$ and $\forall i \in \{1, \dots, m-1\}: n_i \in \bullet n_{i+1}$. Note that places and transitions alternate on paths. $[(n_1, \dots, n_m)]$ depicts the set of all nodes on the path. If all nodes of a path are pairwise different, the path is *acyclic*; otherwise, it is *cyclic*. $\text{Paths}(x, y)$ denotes the set of all paths between nodes x and y , where $x, y \in P \cup T$. N is *acyclic* if all its paths are acyclic. In the nets shown here, circles represent places, rectangles transitions, and directed arcs represent flows as done in Figure 1.

Definition 2.2. (Workflow Nets, FC-WF-Nets, and AFC-WF-Nets)

A *workflow net* $N = (P, T, F, i, o)$ is a net (P, T, F) with $i, o \in P$, $\bullet i = o\bullet = \emptyset$. i is the *source* and o is the *sink* of N . All nodes are on a path from i to o . If N is (simple) free-choice, then N is called a *FC-WF-net*. If N is acyclic (simple) free-choice, N is called an *AFC-WF-net*.

This paper focuses on AFC-WF-nets.

2.2. Markings, Reachability, Properties, and Soundness

The behavior of nets is defined via *markings*, which describe the number of *tokens* on places in a specific state.

Definition 2.3. (Marking)

A *marking* M of a net $N = (P, T, F)$ is a multiset of places, $M \in \mathcal{B}(P)$. (N, M) is a *marked net*. $\langle M \rangle := \{x \in M\}$ depicts the set of marked places of M . J

Transitions whose input places all have tokens are *enabled* in a marking and can be fired, leading to the net's semantics:

Definition 2.4. (Enabledness, Firing, and Reachability)

Let (N, M) be a marked net $N = (P, T, F)$. A transition $t \in T$ is *enabled* in M , denoted as $(N, M)[t\rangle$, iff every place $\bullet t$ contains at least one token in M , $\bullet t \subseteq M$. $en(N, M) := \{t \in T \mid (N, M)[t\rangle\}$ is the set of enabled transitions in (N, M) .

If t is enabled in M , then t may *fire*, which removes one token from each of t 's input places and adds one token to each of t 's output places. $M' = (M \setminus \bullet t) \uplus t\bullet$ is the marking resulting from firing t in (N, M) . $(N, M)[t\rangle(N, M')$ denotes that t is enabled in (N, M) and firing t would result in (N, M') .

A sequence $\sigma = \langle t_1, t_2, \dots, t_n \rangle \in T^*$ is an *occurrence sequence* if there are markings M_1, M_2, \dots, M_{n+1} such that $\forall 1 \leq i \leq n: (N, M_i)[t_i\rangle(N, M_{i+1})$. For applying such a sequence σ , we write $(N, M_1)[\sigma\rangle(N, M_{n+1})$. We say that t_1, t_2, \dots, t_n *occur* in σ .

A marking M' is *reachable* from the marking M if there is an occurrence sequence σ such that $(N, M)[\sigma\rangle(N, M')$. $R(N, M) := \{M' \in \mathcal{B}(P) \mid \exists \sigma \in T^*: (N, M)[\sigma\rangle(N, M')\}$ denotes the set of all reachable markings of (N, M) .

If $N = (P, T, F, i, o)$ is a workflow net, $[i]$ is its *initial marking* and $[o]$ is its *final marking*. J

Next, we list some behavioral properties important for analysis:

Definition 2.5. (Live, Bounded, Safe, and Dead)

Let (N, M) be a marked net $N = (P, T, F)$. (N, M) is *live* iff for every reachable marking $M' \in R(N, M)$ and for every transition $t \in T$, there is a reachable marking $M'' \in R(N, M')$, which enables t . (N, M) is *k-bounded* iff for every reachable marking $M' \in R(N, M)$ and for every place $p \in P$: $M'(p) \leq k$. (N, M) is *bounded* iff there is a k such that (N, M) is *k-bounded*. (N, M) is *safe* iff (N, M) is 1-bounded.

A place $p \in P$ is *dead* in (N, M) iff $\forall M' \in R(N, M): M'(p) = 0$. A transition $t \in T$ is *dead* in (N, M) iff $\forall M' \in R(N, M): t \notin en(N, M')$. J

Workflow nets can be *sound* [22]:

Definition 2.6. (Soundness)

A workflow net $N = (P, T, F, i, o)$ with its initial marking $[i]$ and its final marking $[o]$ is *sound* iff

- (1) $\forall M \in R(N, [i]): [o] \in R(N, M)$,
- (2) $\forall M \in R(N, [i]): (o \in M \implies M = [o])$, and
- (3) there is no *dead* transition in N : $\forall t \in T \exists M, M' \in R(N, [i]): (N, M)[t\rangle(N, M')$.

An equivalent definition of soundness is that the marked short-circuited net $(N', [i])$ of N , where N' is defined as $(P, T \cup \{t\}, F \cup \{(o, t), (t, i)\})$ for a transition $t \notin T$, is live and bounded [22]. J

Sound free-choice workflow nets are further *safe*:

Lemma 2.1. (Safeness)

Sound free-choice workflow nets are safe. J

Proof:

See Van der Aalst [23] or Verbeek et al. [24]. □

Sound simple free-choice workflow nets ensure that each path from an arbitrary place to the sink place o contains at most one token [11]:

Theorem 2.1. (Path-to-End Theorem)

Let $W = (P, T, F, i, o)$ be a simple FC-WF-net. It holds: On all paths ρ from any place p to o in any reachable marking $M \in R(W, [i])$, the sum of all tokens on all places of ρ is at most 1, i. e.,

$$\forall p \in P \quad \forall \rho \in \text{Paths}(p, o) \quad \forall M \in R(W, [i]): |\rho| \cap \langle M \rangle \leq 1. \quad \text{J}$$

Proof:

See Theorem 2 in Prinz et al. [11]. Note that this is a special case of Lemma 5.11 in Van der Aalst [25]. □

3. (Maximum) Admissible Markings

In the following, we describe, argue, and prove why reachability and *concurrency* strongly interact in sound AFC-WF-nets. This interaction results in the new concepts of *admissibility* and *maximum admissibility*. Furthermore, we discuss how (non-)admissibility can be used to provide diagnostics on why a marking is (not) reachable.

3.1. Concurrency and Admissibility

We will show that a given marking can only be reachable if all its marked places are pairwise concurrent. Two places are concurrent if there is a reachable marking with tokens on both places:

Definition 3.1. (Concurrency)

Let $N = (P, T, F, i, o)$ be a sound AFC-WF-net. Two places $x, y \in P$ are *concurrent* in N , denoted $x \parallel y$, iff $\exists M_{\parallel} \in R(N, [i]): [x, y] \subseteq M_{\parallel}$. $\|(x) := \{y \in P \mid x \parallel y\}$ denotes the set of all places to which x is concurrent. Due to safeness of sound AFC-WF-nets, a place x is not concurrent to itself. J

For example, in Figure 1, $p_9 \parallel p_{10}$ and $p_5 \parallel p_{12}$ as well as $\|(p_{15}) = \{p_6\}$.

Sound AFC-WF-nets have benefits regarding their complexity during analysis. One of them is that two concurrent places must not have a path between them:

Lemma 3.1. Let $N = (P, T, F, i, o)$ be a sound AFC-WF-net with two places $x, y \in P, x \neq y$.

$$x \parallel y \implies \text{Paths}(x, y) = \emptyset \wedge \text{Paths}(y, x) = \emptyset.$$

The concurrency relation \parallel is symmetric and irreflexive in sound AFC-WF-nets. J

Proof:

See Prinz et al. [11] (Cor. 4). The interested reader can also use the Path-to-End Theorem 2.1 to confirm the path absence of concurrent nodes. \square

For example, p_9 in Figure 1 has no path to p_{10} and vice versa.

By Lemma 2.1, sound AFC-WF-nets are safe. For this reason, all concurrent places x and y , $x \parallel y$, must be joined by a transition on all pairs of paths from x and y to o :

Lemma 3.2. (Two Concurrent Places are Joined by Transitions)

Let $N = (P, T, F, i, o)$ be a sound AFC-WF-net. Furthermore, let $x, y \in P$. It holds:

$$\begin{aligned}
 & x \parallel y \\
 & \implies \\
 & \forall \rho_x = (x_1, \dots, x_n, o) \in \text{Paths}(x, o), n \geq 1 \\
 & \forall \rho_y = (y_1, \dots, y_m, o) \in \text{Paths}(y, o), m \geq 1 \\
 & \exists i \in \{1, \dots, n\} \exists j \in \{1, \dots, m\}: \\
 & \{x_1, \dots, x_i\} \cap \{y_1, \dots, y_j\} = \{x_i\} = \{y_j\} \subseteq T
 \end{aligned}$$

Proof:

Constructive proof. Let $x, y \in P$ with $x \parallel y$. By Definition 3.1 of concurrency and from $x \parallel y$, it follows that $\exists M \in R(N, [i]): [x, y] \subseteq M$. By Lemma 2.1, N is safe and, thus, $x \neq y$.

By Definition 2.2 of workflow nets, there are at least two paths $\rho_x = (x_1, \dots, x_n, o) \in \text{Paths}(x, o)$ and $\rho_y = (y_1, \dots, y_m, o) \in \text{Paths}(y, o)$ from $x = x_1$ and $y = y_1$ to the sink o , respectively. It follows also: $[\rho_x] \cap [\rho_y] \neq \emptyset$. Therefore, ρ_x and ρ_y must have a *first* common node $x_i = y_j$ with $x_i \in [\rho_x] \cap [\rho_y]$ and $\{x_1, \dots, x_{i-1}\} \cap \{y_1, \dots, y_{j-1}\} = \emptyset$ and $i \in \{1, \dots, n\}, j \in \{1, \dots, m\}$.

According to the proof of the Path-to-End Theorem 2.1 in Prinz et al. [11], p. 136, Equation (4), it holds for each transition on a path ρ to the sink o in a sound (simple) AFC-WF-net because of simple free-choiceness:

$$\forall t \in ([\rho] \cap T): |\bullet t \cap [\rho]| = 1 \quad \wedge \quad |t \bullet \cap [\rho]| \geq 1$$

For this reason, removing a token from ρ_x or ρ_y starting from M , respectively, can only be achieved by a place p with $|p \bullet| \geq 2$ (a decision). Since N is simple free-choice, $\bullet(p \bullet) = \{p\}$, any output transition of such p can be fired in each reachable marking $M' \in R(N, M)$, $p \in M'$ — thus, also output transitions on ρ_x ($p \bullet \cap [\rho_x]$) and ρ_y ($p \bullet \cap [\rho_y]$). As a consequence, we can treat the tokens on both paths ρ_x and ρ_y starting from x and y , respectively, to “remain” on ρ_x and ρ_y , i. e., if a transition t_x on ρ_x fires, it puts a token back on ρ_x , and if a transition t_y on ρ_y fires, it puts a token back on ρ_y . Since N is sound, this treatment of tokens to “remain” on ρ_x and ρ_y cannot lead to a dead transition. Furthermore, since $x \parallel y$ and Lemma 3.1, there is no path from x to y and from y to x , i. e., no token can get from x to y and vice versa.

Now, there are two possibilities for the first common node $x_i = y_j$:

$x_i \in P$: Without loss of generality, once the token of ρ_x “reaches” x_i before the token of ρ_y in a reachable marking $M' \in R(N, M)$, then in M' are at least two tokens on path ρ_y to o . This contradicts the Path-to-End Theorem 2.1. \nmid Therefore, $x_i \notin P$.

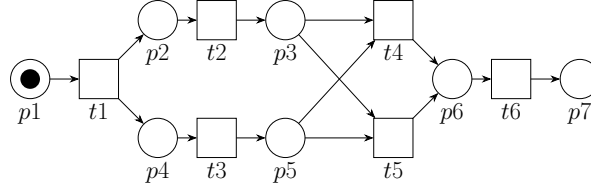


Figure 2. In sound extended free-choice workflow nets, Lemma 3.2 does not hold without modifications as $p6$ is *not* a joining transition.

$x_i \in T$: This is the only remaining possibility. ✓

Both cases state that all pairs of paths ρ_x and ρ_y have a transition as a first common node. For this reason, this lemma holds. □

Figure 2 shows an example of a sound *extended* free-choice workflow net, for which Lemma 3.2 does not hold. However, since this paper focuses on *simple* free-choiceness, such cases are not possible as $t4$ and $t5$ would be merged into a single transition.

The concurrency relation is symmetric by definition. The relationship is crucial for checking reachability since all marked places in a reachable marking must be in a concurrency relation by Definition 3.1. We call a marking where all marked places are pairwise concurrent *admissible*:

Definition 3.2. (Admissible Markings)

Let N be a sound AFC-WF-net. A marking $M_a \in \mathcal{B}(P)$ is *admissible* if all different marked places in M_a are pairwise concurrent:

$$\forall x, y \in P, x \neq y: [x, y] \subseteq M_a \implies x \parallel y. \quad \text{,}$$

Each marking containing a single marked place is admissible. Following from Definition 3.2, admissibility of a marking is a necessary condition for its (sub-marking) reachability. If a marking is *not* admissible, we can quickly decline its reachability. In addition, the admissibility of markings limits the “size” of reachable markings by the concurrency relation. There must be *maximum* admissible markings:

Definition 3.3. (Maximum Admissible Markings)

Let $N = (P, T, F, i, o)$ be a sound AFC-WF-net. A marking $M \in \mathcal{B}(P)$ is *maximum admissible* iff

1. $\forall x, y \in M, x \neq y: x \parallel y$ (M is admissible) and
2. $\bigcap_{x \in M} \parallel(x) = \emptyset$ (adding places of $P \setminus \langle M \rangle$ to M would make M inadmissible). ,

By Definition 3.2, a marking M composed of concurrent places cannot be reachable for three reasons: (1) M contains not enough marked places, (2) M contains too many marked places, or (3) M has a “correct” number of marked places but all places cannot be marked at the same time. Fortunately, we can show that each *reachable* marking in a sound AFC-WF-net is *maximum admissible*, i. e., removes reasons (1) and (2):

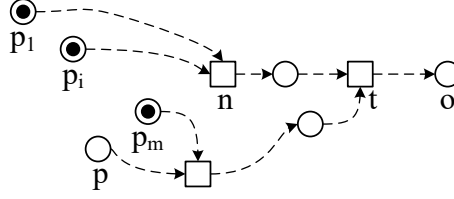


Figure 3. For each p_i with a token in M_r , there is a path ρ_i to the sink o .

Theorem 3.1. (Reachable Markings are Maximum Admissible)

Let N be a sound AFC-WF-net. All reachable markings M_r from the initial marking $[i]$ are maximum admissible.

Proof:

Let $N = (P, T, F, i, o)$ be a sound AFC-WF-net. Furthermore, let $M_r = [p_1, \dots, p_m]$, $m \geq 1$, be a reachable marking $M_r \in R(N, [i])$. The proof is done by contradiction: M_r is *not* maximum admissible. As M_r is admissible by Definition 3.2 but M_r is not *maximum* admissible, by Definition 3.3, there must be a place $p \in (P \setminus \langle M_r \rangle)$ not in M_r being concurrent to all marked places in M_r :

$$\exists p \in (P \setminus M_r) \forall p' \in M_r: p' \parallel p \quad (1)$$

Let p be such a place in the following.

For each $p_i \in M_r$, $1 \leq i \leq m$, there is a path $\rho_i \in \text{Paths}(p_i, o)$ to the sink o by Definition 2.2 of workflow nets. In addition, let $\rho_p \in \text{Paths}(p, o)$ be a path to o , which contains p by Definition 2.2. By Theorem 2.1, for each ρ_i there is exact one token ρ_i on p_i in M_r (ρ_i is safe). There are exactly two cases for ρ_p :

Case 1: $\exists p' \in ([\rho_p] \cap P): p' \in M_r$ (there is a token on ρ_p in M_r). Thus, there is a path from p to p' , $\text{Paths}(p, p') \neq \emptyset$. Since $p \parallel p'$ by (1), this contradicts Lemma 3.1 that concurrency requires the absence of paths. \nmid This case does not hold.

Case 2: $\forall p' \in ([\rho_p] \cap P): p' \notin M_r$ (there is no token on ρ_p in M_r). The entire situation is abstractly illustrated in Figure 3. By Lemma 3.2, all such two paths ρ_x and ρ_y , $\rho_x, \rho_y \in \{\rho_1, \dots, \rho_m, \rho_p\}$, $\rho_x \neq \rho_y$, contain a transition t with at least two input places $in_x \in ([\rho_x] \cap \bullet t)$ and $in_y \in ([\rho_y] \cap \bullet t)$, $in_x \neq in_y$; even for ρ_p with any other path ρ_i , $1 \leq i \leq m$. For the moment, we say ρ_x and ρ_y “converge” in t . By this case, ρ_p is without any token in M_r , i.e., the transition(s) t_1, \dots, t_m , in which ρ_p converges with any of the other paths ρ_i , $1 \leq i \leq m$, are dead when the token(s) on those paths reach any of t_1, \dots, t_k in a marking $M' \in R(N, M_r)$. This contradicts Definition 2.6 of soundness. \nmid This case does not hold.

Since both cases do not hold, the assumption contradicts. For this reason, the theorem holds that each reachable marking is maximum admissible. \square

For example, the marking $[p_9, p_{10}]$ in Figure 1 is *not* maximum admissible since p_9 and p_{10} have p_3, p_{17} , etc. as common concurrent places. The marking $[p_3, p_5]$ is *not* maximum admissible because

it is not admissible at all: $p3 \nparallel p5$. However, the marking $[p5, p12, p14]$ is maximum admissible as all places, to which $p12$ is concurrent (e. g., $p9, p11, p18$, etc.), are not concurrent to $p5$ and $p14$.

It follows for checking if a marking is reachable in a sound AFC-WF-net to investigate first its maximum admissibility. By Definition 3.3, checking maximum admissibility of a marking depends on two simple rules. Following these two rules, the computation of whether a given marking is (maximum) admissible or not, can be decided in $O(|P|^2 + |T|^2)$:

Theorem 3.2. (Computational Complexity of (Maximum) Admissibility)

Let $N = (P, T, F, i, o)$ be a sound AFC-WF-net. Deciding, whether a given marking M_r is maximum admissible in N or not, can be achieved in $O(|P|^2 + |T|^2)$. J

Proof:

It is possible with the algorithm of Prinz et al. [11] to determine the concurrency relation by Definition 3.1 in $O(|P|^2 + |T|^2)$ for sound AFC-WF-nets. The second rule of Definition 3.3 states:

$$\bigcap_{x \in M_r} \parallel(x) = \emptyset. \quad (2)$$

Since $x \in M_r$ is concurrent to all other marked places of M_r except to itself, x is not in the intersection of all concurrency sets because x is missing in its own concurrency set $\parallel(x)$. For this reason, temporarily adding x to its own concurrency set leads to a combination of both rules:

$$\bigcap_{x \in M_r} (\parallel(x) \cup \{x\}) = M_r. \quad (3)$$

Once the concurrency relation is computed and the concurrency sets of all places are stored within a computationally efficient data structure for mathematical sets being able to compute the intersection in constant time, e. g., by a BitSet in Java, Equation (3) can be checked in linear time, $O(|P|)$.

In summary, the overall computational complexity is dominated by the computation of the concurrency relation and can, therefore, be achieved in $O(|P|^2 + |T|^2)$. Furthermore, if the concurrency relation is stored, checking (maximum) admissibility can be achieved in linear time, $O(|P|)$. □

3.2. Algorithm and Output

Definition 3.3 of maximum admissible markings and the proof of Theorem 3.2 allows for defining a straight-forward algorithm to check (maximum) admissibility, which is stated in Algorithm 1. This algorithm requires a sound AFC-WF-net N and a marking M_r (to investigate) as inputs. Line 2 computes the concurrency relation. This is achieved with the *Concurrent Paths (CP)* algorithm being stated in Algorithm 2. It is currently the algorithm having the best asymptotic computational time complexity for sound AFC-WF-nets. Instead of investigating each concurrent pair of places, the *CP* algorithm investigates sets of nodes as paths. It requires the computation of the *HasPath* relation (Algorithm 3) as a pre-computation step, whereas this relation just states the sets of nodes to which a node has paths. The reader can find more information in [11]. Setting the focus back to Algorithm 1, Line 3 assigns the set of all places P of N to M_p as maximal possibility of concurrent places and, then, incrementally reduces M_p regarding each $x \in M_r$ in Lines 4–6 following the proof of Theorem 3.2.

Algorithm 1: Checking (maximum) admissibility of a given marking $M_r \in \mathcal{B}(P)$ for a sound AFC-WF-net $N = (P, T, F, i, o)$.

```

1 Function checkMaximumAdmissibility( $N, M_r$ )
2    $\parallel \leftarrow \text{determineConcurrency}(N)$ ;
3    $M_p \leftarrow P$ ;
4   for  $x \in M_r$  do
5      $M_p \leftarrow M_p \cap (\parallel(x) \cup \{x\})$ ;
6   end
7   if  $M_r = M_p$  then
8     return (maximum admissible,  $\emptyset, \emptyset$ )
9   else
10    if  $M_r \subset M_p$  then
11      return (admissible,  $M_p \setminus M_r, \emptyset$ )
12    else
13      return (not admissible,  $M_p \setminus M_r, M_r \setminus M_p$ )
14    end
15  end
16 end

```

There are three kinds of outputs of Algorithm 1: marking M_r is either (1) *maximum admissible* in the case $M_r = M_p$ (Line 7), (2) *admissible* in the case $M_r \subset M_p$ (Line 10), or (3) *not admissible* (Line 13). In the first case (1), there is no derivation between M_r and M_p , thus, the algorithm just returns the decision. The second case (2) is admissible but has missing places, i. e., the marking is not maximal in the sense of admissibility. For this reason, the algorithm returns (besides its decision) also the set of places $M_p \setminus M_r$ that is (potentially) missing. For the last case (3), M_r is not admissible so that M_r contains at least one marked place that is not concurrent to another marked place within M_r , i. e., at least two marked places are in *conflict* within M_r . Such places can be identified by removing a possible maximum admissible marking (M_p) from M_r . Furthermore, there can also be missing places for this case as for case (2). As a consequence, the algorithm returns the decision, the set of (potentially) missing places $M_p \setminus M_r$, and the set of conflicting places $M_r \setminus M_p$.

For example, applying the net of Figure 1 with the marking $[p5, p12, p14]$ to Algorithm 1 will lead to the output “*maximum admissible*” without the necessity for giving further feedback. Applying the marking $[p9, p10]$ and the same net to the algorithm will lead to the output “*admissible*” and the set $\{p2, p3, p11, p12, p13, p14, p16, p17, p18\}$ of (potentially) “missing” places. This output can be used as a diagnostic so that other algorithms or users can be informed that the marking $[p9, p10]$ is *admissible* but will not be reachable without other places being marked at the same time. Those other places could be colored, e. g., in green. Figure 4 shows an example on how the information can be visualized. The marking $[p3, p5]$ of Figure 1 applied to Algorithm 1 will lead to a “*not admissible*”

Algorithm 2: The *Concurrent Paths (CP)* algorithm: Deriving the concurrency relation \parallel for a sound AFC-WF-net $N = (P, T, F, i, o)$ as adjacency list (adapted from [11]).

```

1 Function determineConcurrency( $N$ )
    // Initialize
2    $\parallel \leftarrow \emptyset$ ;
3   for  $x \in P \cup T$  do  $\parallel(x) \leftarrow \emptyset$ ;
4    $HasPath \leftarrow \text{computeHasPath}(N)$ ;
    // Compute
5    $I \leftarrow \emptyset$ ;
6   for  $t \in T$  do
7     | for  $x \in t \bullet$  do  $I(x) \leftarrow I(x) \cup (t \bullet \setminus \{x\})$ ;
8   end
9   for keys  $x$  of  $I$  do
10    | for  $y \in I(x)$  do
11      |  $R_x^y \leftarrow HasPath(x) \setminus HasPath(y)$ ;
12      | for  $a \in R_x^y$  do  $\parallel(a) \leftarrow \parallel(a) \cup (HasPath(y) \setminus HasPath(a))$ ;
13    | end
14  end
15  return  $\parallel$ 
16 end

```

output with M_p in the algorithm gets:

$$\begin{aligned}
M_p &= P \cap (\parallel(p3) \cup \{p3\}) \cap (\parallel(p5) \cup \{p5\}) \\
&= P \cap \{p3, p4, p8, p9, p10, p11, p12, p13, p14, p17, p18\} \cap \{p5, p12, p14\} \\
&= \{p12, p14\}.
\end{aligned}$$

As a consequence, the algorithm returns $M_p \setminus M_r = \{p12, p13\}$ as (potentially) missing places and $M_r \setminus M_p = \{p3, p5\}$ as conflicting places since $p3 \not\parallel p5$. Investigating this output more intensive, there are three reasons why $p3$ cannot be concurrent to $p5$ in general: (1) there is a path from $p3$ to $p5$ (such as in this case, Lemma 3.1), (2) there is a path from $p5$ to $p3$ (Lemma 3.1), or (3) there are no paths between $p3$ and $p5$ and, therefore, they are mutually exclusive (compare, e. g., [26]). Cases (1) and (2) can be identified easily with a depth-first search (or the *HasPath* relation of Algorithm 3) for further diagnostics (e. g., to color both places and the path between them as illustrated in Figure 5 in orange). Thus, the remaining case (3) is for free. For such a case, take the sound AFC-WF-net in Figure 6 with marking $[p3, p5, p7]$. Obviously, $p5$ and $p7$ are not concurrent but mutually exclusive (as we know from the above thoughts). However, it would be beneficial for users to know about the “decision point” $p4$ with the exclusive paths to $p5$ and $p7$ “hindering” the concurrency of both places. Fortunately, the approach in the next section will be able to identify such information.

Algorithm 3: Computing the *HasPath* relation for a sound AFC-WF-net $N = (P, T, F, i, o)$ as adjacency list (adapted from [11]).

```

1 Function computeHasPath( $N$ )
  // Initialize
2    $HasPath \leftarrow \emptyset$ ;
3   for  $x \in P \cup T$  do  $HasPath(x) \leftarrow \emptyset$ ;
4    $L \leftarrow P \cup T$  in reverse topological order starting from  $o$ ;
  // Compute
5   for  $x \in L$  do  $HasPath(x) \leftarrow \{x\} \cup \bigcup_{s \in x \bullet} HasPath(s)$ ;
6   return  $HasPath$ 
7 end

```

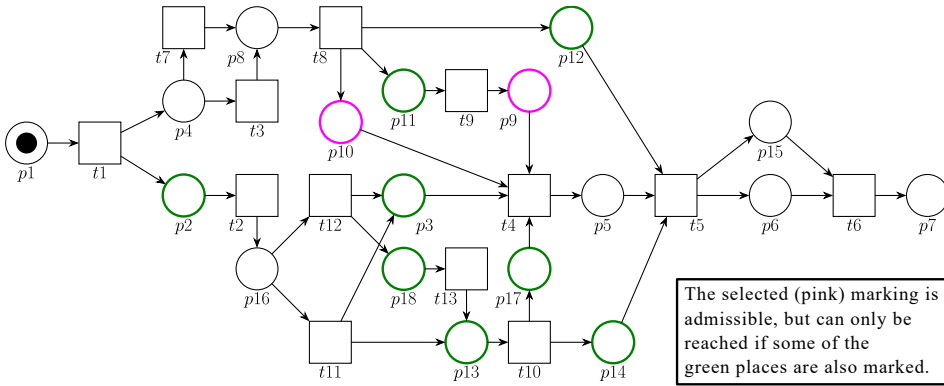


Figure 4. The net of Figure 1 with selected marking $[p9, p10]$ (highlighted in pink). The marking is *admissible* by Algorithm 1. At least one of the places highlighted in green will be marked at the same time as $[p9, p10]$ in a reachable marking as this is not *maximum* admissible.

4. Reachability

Unfortunately, maximum admissibility is only a necessary condition for reachability but *not* sufficient since not each maximum admissible marking is also reachable as the net in Figure 7 demonstrates. This net contains three places x , y , and z (colored in pink in the figure). They are pairwise concurrent, i.e., $x \parallel y$, $x \parallel z$, and $y \parallel z$. The resulting marking $[x, y, z]$ is maximum admissible. However, as the reader can confirm, this marking is not reachable since the places are not concurrent to each other at the same time. As a consequence, not every maximum admissible marking is reachable. We have to confirm maximum admissible markings which are reachable as well.

In the following, the new concept of *diverging points* is introduced that finally leads to an algorithm for deciding reachability while providing diagnostics at the same time. Eventually, it will be discussed briefly how extended free-choiceness can be handled with the approach.

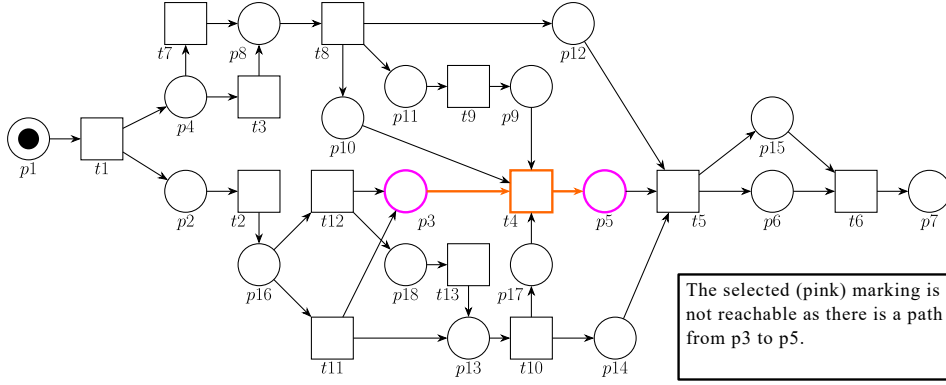


Figure 5. The net of Figure 1 with selected marking $[p3, p5]$ (highlighted in pink). The marking is *not admissible* by Algorithm 1 since $p3$ is not concurrent to $p5$ as there is a path from $p3$ to $p5$ highlighted in orange.

4.1. Run Nets and Diverging Points

In the following, we will show the sufficient condition of reachability in sound AFC-WF-nets. Besides the absence of paths between concurrent places, another benefit of sound AFC-WF-nets is that their *occurrence nets* [27] (i. e., a net, which represents how a corresponding net was executed) are simplified to *run nets* [26]. In contrast to occurrence nets, run nets are just subgraphs (sub *nets*) of sound AFC-WF-nets and, therefore, each node can only occur once. A run net is defined as follows [26]:

Definition 4.1. (Run Nets)

Let $N = (P, T, F, i, o)$ be a sound AFC-WF-net. An occurrence sequence $\sigma \in T^*$ is a *run* iff σ leads from the initial marking $[i]$ to the final marking $[o]$. A net $\pi = (P_\sigma, T_\sigma, F_\sigma)$ is a *run net* of a run σ of N iff

$$\begin{aligned} P_\sigma &= \left\{ p \in P \mid p \in \bigcup_{t \in \sigma} (\bullet t \cup t \bullet) \right\} \\ T_\sigma &= \{ t \in T \mid t \in \sigma \} \\ F_\sigma &= F \cap ((P_\sigma \cup T_\sigma) \times (P_\sigma \cup T_\sigma)). \end{aligned}$$

$n \in \sigma$ occurs in π , depicted as $n \in \pi$. $\Pi(N)$ depicts the set of all run nets of N .

If a run net $\pi = (P_\sigma, T_\sigma, F_\sigma)$ of a sound AFC-WF-net $N = (P, T, F, i, o)$ contains a transition $t \in T_\sigma$, then it must also contain its input and output places, $\forall t \in T_\sigma: (\bullet t \cup t \bullet) \subseteq P_\sigma$. If a run net contains a place $p \in P_\sigma$, $p \notin \{i, o\}$, it must also contain exactly one of its input and one of its output transitions, $\forall p \in (P_\sigma \setminus \{i, o\}): |p \bullet \cap T_\sigma| = 1$ and $|\bullet p \cap T_\sigma| = 1$. Figure 8 shows an example of a run net of our net in Figure 1.

Let M_m be a marking for which we want to decide reachability in a given sound AFC-WF-net N . M_m must be maximum admissible by Theorem 3.1 and, thus, all marked places of M_m are pairwise concurrent. Regarding the run nets of N and Lemma 3.1 about the absence of paths between

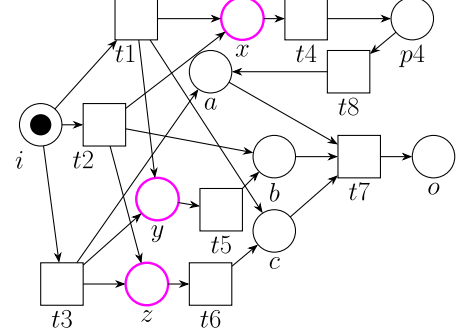
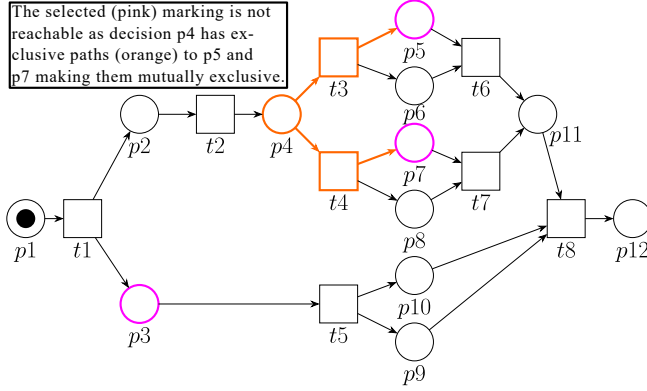


Figure 6. A sound AFC-WF-net with selected marking $[p3, p5, p7]$ (highlighted in pink). The marking is *not admissible* by Algorithm 1 since $p5$ is not concurrent to $p7$. Since both places do not have any path in-between them, they are mutually exclusive. For diagnostics, it would be of benefit to present the decision point $p4$ in the net making both places exclusive.

Figure 7. A net with a maximal admissible marking $[x, y, z]$ that is not reachable.

concurrent places, there cannot be paths between any possibly concurrent places in any run net of N . This fact was also confirmed in Theorem 2 in Prinz et al. [26]. For this reason, deciding whether a maximum admissible or admissible sub-marking M_m is reachable in N corresponds with the existence of a run net that contains all marked places in M_m :

Corollary 4.1. Let $N = (P, T, F, i, o)$ be a sound AFC-WF-net and a marking M_m . It holds:

$$M_m \in R(N, [i]) \iff M_m \text{ is maximum admissible} \quad \wedge \quad (4)$$

$$\exists (P_\sigma, T_\sigma, F_\sigma) \in \Pi(N): \langle M_m \rangle \subseteq P_\sigma$$

$$\exists M_s \in R(N, [i]): M_m \subseteq M_s \iff M_m \text{ is admissible} \quad \wedge \quad (5)$$

$$\exists (P_\sigma, T_\sigma, F_\sigma) \in \Pi(N): \langle M_m \rangle \subseteq P_\sigma$$

Proof:

Constructive proof by focusing on Equation (4):

$\implies M_m \in R(N, [i])$. Since M_m is reachable from $[i]$, there must be a run net by Definition 4.1 of run nets, which contains all marked places of M_m . Furthermore, by Theorem 3.1, each reachable marking is maximum admissible, and, therefore, M_m . \checkmark

$\impliedby M_m \text{ is maximum admissible} \wedge \exists (P_\sigma, T_\sigma, F_\sigma) \in \Pi(N): \langle M_m \rangle \subseteq P_\sigma$. Since M_m is maximum admissible, all marked places of M_m are pairwise concurrent. Furthermore, there is a run net π , which contains all marked places of M_m . For this reason, and by Lemma 3.1, all marked places of M_m do not have paths to each other in N as well as in π . Thus, all places in M_m can have tokens in the same reachable marking from $[i]$ as they can appear in any order from each other. As a consequence, M_m is a reachable marking from $[i]$. \checkmark

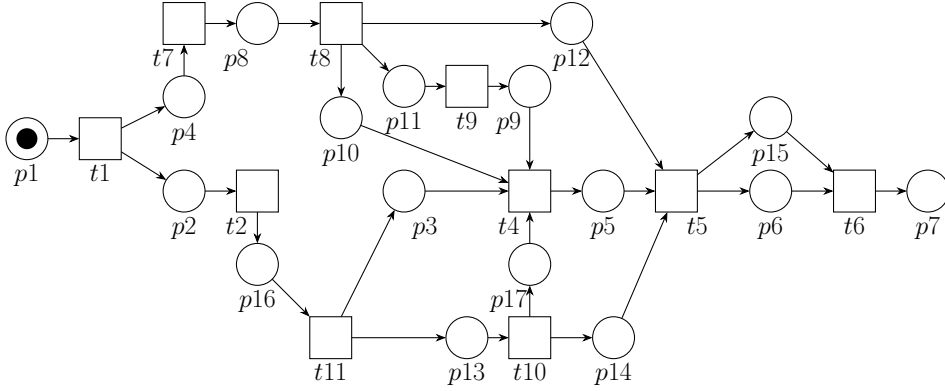


Figure 8. Example of a run net of the example workflow net in Figure 1.

The proof of Equation (5) can be done similarly. \square

Since we are able to decide the (maximum) admissibility of a marking in $O(|P|^2 + |T|^2)$, we need an approach to check if there is at least one run net, which contains all marked places of a given marking. Deriving such a run net is not trivial, as decisions (places with multiple outgoing flows) can lead to an exponential growth of possible run nets. However, we do not have to derive a concrete run net — we only have to show that such a run net must exist, or not. For this reason, we will focus on transitions in the following, which diverge the control-flow and therefore “produce” concurrency.

If a sound AFC-WF-net has a reachable marking M_r with at least two marked places x and y , then there must be at least one transition t with multiple output places $\{x_t, y_t, \dots\}$ (as the net has just one source) and x_t and y_t have disjoint paths to x and y so that the tokens are not joint before x and y . We call such t a *diverging point* of $\{x, y\}$ as well as a *diverging point* of the set $\langle M_r \rangle = D$. Figure 9 illustrates the concept of diverging points abstractly for three places x, y , and z . δ_1 is a diverging point of $\{x, y, z\}$ although it only has disjoint paths to x and y . δ_2 is not a diverging point of $\{x, y, z\}$ since it only has paths to z . The transition δ_3 is a diverging point of $\{x, y, z\}$ as it has disjoint paths to x and z as well as y and z . The source i is *not* a diverging point of $\{x, y, z\}$ since each path from i to them goes through δ_3 . The following definition describes that formally:

Definition 4.2. (Diverging Points)

Let $N = (P, T, F, i, o)$ be an AFC-WF-net. A node $\delta \in P \cup T$ is a *diverging point* of a set $D \subseteq P \cup T$, $|D| \geq 2$, of nodes, depicted $\delta \ll D$, if for at least two nodes $d_1, d_2 \in D$, $d_1 \neq d_2$, and for at least two output nodes $o_1, o_2 \in \delta \bullet$, there are two disjoint paths ρ_1 from o_1 to d_1 and ρ_2 from o_2 to d_2 .

$$\delta \ll D \iff \exists d_1, d_2 \in D \exists o_1, o_2 \in \delta \bullet \exists \rho_1 \in \text{Paths}(o_1, d_1) \exists \rho_2 \in \text{Paths}(o_2, d_2) : [\rho_1] \cap [\rho_2] = \emptyset$$

Let $\Delta(D) := \{\delta \in P \cup T \mid \delta \ll D\}$ be the set of all diverging points of D . Note that we use $\Delta(M)$ as a short version of $\Delta(\langle M \rangle)$ for reasons of readability for the case that M is a marking.

For an output $o \in \delta \bullet$ and the set D , the set $\mathcal{R}_D(o) := \{d \in D \mid \text{Paths}(o, d) \neq \emptyset\}$ defines those nodes of $d \in D$ for which there is a path from o to d (i. e., o reaches d). Furthermore, $\hat{\mathcal{R}}_{\langle M_m \rangle}(\delta) := \bigcup_{o \in \delta \bullet} \mathcal{R}_{\langle M_m \rangle}(o)$ depicts the union of reachable nodes of δ 's outputs.

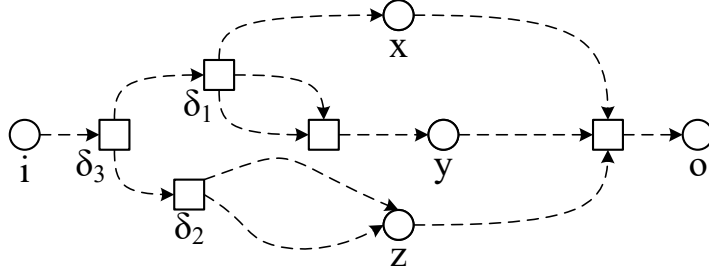


Figure 9. For the marking $[x, y, z]$ and its set $D = \langle [x, y, z] \rangle = \{x, y, z\}$ there are diverging points δ_1 (for x and y) and δ_3 (for x and z as well as y and z). The source i is *no* diverging point of $\{x, y, z\}$ as all paths to them pass the same output transition of i . δ_2 is no diverging point of $\{x, y, z\}$ as it has only paths to z .

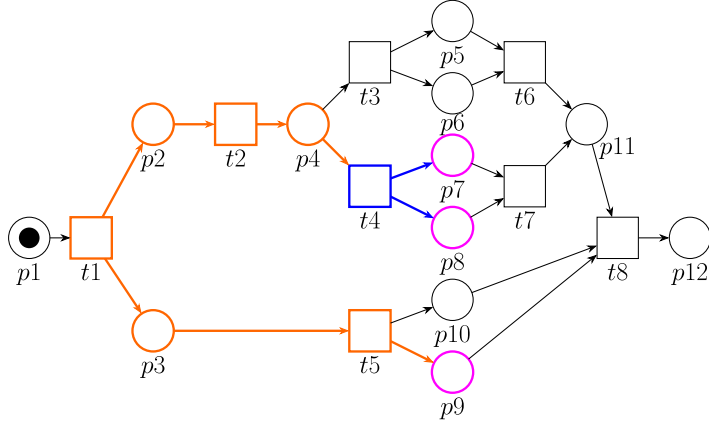


Figure 10. Diverging points t_1 (in orange) and t_4 (in blue) for the set of nodes $\{p7, p8, p9\}$. t_4 has blue ($p7$) and ($p8$) as disjoint paths to $p7$ and $p8$, respectively; and t_1 has orange ($p2, t2, p4, t4, p7$) and ($p3, t5, p9$) as disjoint paths to $p7$ and $p9$, respectively.

In the AFC-WF-net of Figure 7, the set $D = \{x, y, z\} = \langle [x, y, z] \rangle$ of places has the diverging points $\Delta(\{x, y, z\}) = \{t1, t2, t3, i\}$. For example, there are disjoint paths from $t1$ to x and from $t1$ to y . For the outputs $\{x, y, c\}$ of $t1$, the subsets of nodes of $\{x, y, z\}$ (they have paths to) are $\mathcal{R}_{\{x, y, z\}}(x) = \{x\}$, $\mathcal{R}_{\{x, y, z\}}(y) = \{y\}$, and $\mathcal{R}_{\{x, y, z\}}(c) = \emptyset$, and, thus, $\hat{\mathcal{R}}_{\{x, y, z\}}(t1) = \{x, y\}$. In the example AFC-WF-net in Figure 10 (being the same net as in Figure 6), the set $\{p7, p8, p9\}$ (colored pink in the figure) has $t4$ (colored blue) and $t1$ (colored orange) as diverging points although $t1$ has no disjoint paths for $p7$ and $p8$ (as it follows the same output).

Assume a transition δ is a diverging point of two concurrent places x and y , $\delta \ll \{x, y\}$. In this case, tokens can “travel” from this transition via disjoint paths to x and y , i. e., from all markings in which δ is enabled, there is at least one reachable marking, in which x and y have tokens:

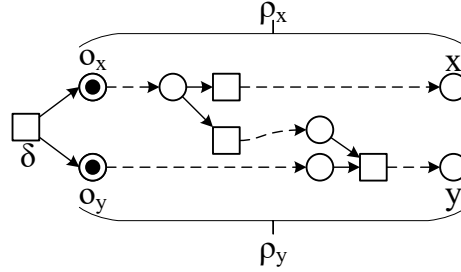


Figure 11. A diverging transition δ for two places x and y has two output places o_x and o_y with two disjoint paths ρ_x from o_x to x and ρ_y from o_y to y , respectively. Through simple free-choiceness, each decision on ρ_x and ρ_y may lead to a remaining token on ρ_x and ρ_y , respectively. In addition, soundness ensures that transitions on ρ_x and ρ_y , respectively, with multiple input places will be fired. Furthermore, since $x \parallel y$ there are no paths between x and y and vice versa by Lemma 3.1, i. e., no transition on ρ_x and ρ_y may require the token of y and x , respectively.

Lemma 4.1. Let $N = (P, T, F, i, o)$ be a sound AFC-WF-net and $x, y \in P$. It holds:

$$\begin{aligned}
 x \parallel y \quad \wedge \quad \delta \in (\Delta(\{x, y\}) \cap T) \\
 \implies \\
 \forall M_\delta \in R(N, [i]), \delta \bullet \subseteq M_\delta \exists M_{xy} \in R(N, M_\delta): [x, y] \subseteq M_{xy}
 \end{aligned}$$

Proof:

Constructive proof. By $\delta \in (\Delta(\{x, y\}) \cap T)$ and Definition 4.2, it follows that there are two disjoint paths $\rho_x \in \text{Paths}(o_x, x)$ and $\rho_y \in \text{Paths}(o_y, y)$ from two output places $o_x, o_y \in \delta \bullet$ to x and y , $[\rho_x] \cap [\rho_y] = \emptyset$. Since N is sound, there is at least one reachable marking $M_\delta \in R(N, [i])$ with $\delta \bullet \subseteq M_\delta$ (any marking after firing δ). Let M_δ be such a marking with $o_x, o_y \in M_\delta$.

N is (simple) free-choice, i. e., for each transition t on ρ_x and ρ_y , $t \in (([\rho_x] \cup [\rho_y]) \cap T)$, with $|\bullet t| \geq 2$, it holds $\forall p \in \bullet t: |p \bullet| = 1$. Since $[\rho_x] \cap [\rho_y] = \emptyset$ and since $\forall p \in P: |p \bullet| \geq 2 \implies \bullet(p \bullet) = \{p\}$ (simple free-choiceness), we can force tokens on ρ_x and ρ_y (starting with o_x and o_y) to always put a token on a place on ρ_x and ρ_y , respectively (i. e., transitions on ρ_x and ρ_y fire regardless if they are outputs of diverging places, which could also “take another path”). Since N is sound, there is no dead transition (on ρ_x and ρ_y). Furthermore, since $x \parallel y$ and N is sound there are no paths between x and y and there are no paths between y and x by Lemma 3.1, i. e., no transition on ρ_x and ρ_y may “require” the token of y and x to fire, respectively. Figure 11 illustrates the situation. For this reason, at least until reaching x and y , it is possible that the number of tokens on ρ_x and ρ_y will not decrease. Eventually, tokens on ρ_x and ρ_y “arrive” at x and y in a marking M_{xy} that is reachable from M_δ , i. e., $\forall M_\delta \in R(N, [i]), \delta \bullet \subseteq M_\delta \exists M_{xy} \in R(N, M_\delta): [x, y] \subseteq M_{xy}$. \checkmark \square

Assume there is a maximum admissible marking M_m and it is to be checked if it is reachable from the initial marking. If all diverging points $\Delta(M_m)$ are transitions ($\Delta(M_m) \subseteq T$), then we can imply that there is a run net, which contains these $\Delta(M_m)$ transitions with all their output places and the paths between them. Thus, by Corollary 4.1, it directly follows that M_m is reachable. This

is the simplest case. Unfortunately, places can also be diverging points as the above examples have already shown. This complicates the situation since it is not sure which output transition of a diverging place we should add to a run net to check the reachability of M_m . Trying each combination of output transitions may again lead to an exponential growth of combinations. Fortunately, soundness and admissibility of M_m simplifies matters as with a sound AFC-WF-net and an admissible marking, there is always at least one output transition to take. This results from the property that the output transitions of such diverging places must always share the nodes to which they have paths:

Lemma 4.2. Let $N = (P, T, F, i, o)$ be a sound AFC-WF-net with a marking $M \in \mathcal{B}(P)$, a place as diverging point $\delta \in (\Delta(M) \cap P)$, and $\{o_x, o_y\} \subseteq \delta^\bullet$. It holds:

$$M \text{ is admissible} \implies (\mathcal{R}_{\langle M \rangle}(o_x) \subseteq \mathcal{R}_{\langle M \rangle}(o_y)) \vee (\mathcal{R}_{\langle M \rangle}(o_y) \subseteq \mathcal{R}_{\langle M \rangle}(o_x)).$$

Proof:

Proof by contradiction.

$$M \text{ is admissible} \wedge \mathcal{R}_{\langle M \rangle}(o_x) \not\subseteq \mathcal{R}_{\langle M \rangle}(o_y) \wedge \mathcal{R}_{\langle M \rangle}(o_y) \not\subseteq \mathcal{R}_{\langle M \rangle}(o_x) \quad (6)$$

$$\implies \exists x \in \mathcal{R}_{\langle M \rangle}(o_x) \exists y \in \mathcal{R}_{\langle M \rangle}(o_y): x \notin \mathcal{R}_{\langle M \rangle}(o_y) \wedge y \notin \mathcal{R}_{\langle M \rangle}(o_x) \quad (7)$$

Let $x, y \in M$ be such marked places in M . There are exactly two cases:

Case 1: $\text{Paths}(o_x, y) \neq \emptyset \vee \text{Paths}(o_y, x) \neq \emptyset$. Then, however, $y \in \mathcal{R}_{\langle M \rangle}(o_x)$ or $x \in \mathcal{R}_{\langle M \rangle}(o_y)$ by Definition 4.2 of diverging points. This contradicts (7) and this case does not hold. \nmid

Case 2: $\text{Paths}(o_x, y) = \emptyset \wedge \text{Paths}(o_y, x) = \emptyset$. Thus:

$$\forall \rho_x \in \text{Paths}(o_x, x) \forall \rho_y \in \text{Paths}(o_y, y): [\rho_x] \cap [\rho_y] = \emptyset. \quad (8)$$

For this reason, the concurrency of x and y cannot “start” from $[\delta]$. Figure 12 illustrates the situation in this case.

Let $\rho_x \in \text{Paths}(o_x, x)$ and $\rho_y \in \text{Paths}(o_y, y)$. By the admissibility of M in Equation (6) and its Definition 3.2, it follows $x \parallel y$. Therefore, all paths from x and from y to the sink o join at first at converging transitions by Lemma 3.2. Let $c \in T$ be such a converging transition and $\rho_{cx} \in \text{Paths}(x, c_x)$ with $c_x \in \bullet c$ is a path without any other converging transition of x and y (i.e., c is the “first” of such transitions). There is also a disjoint path $\rho_{cy} \in \text{Paths}(y, c_y)$ with $c_y \in \bullet c$ by Lemma 3.2, $[\rho_{cy}] \cap [\rho_{cx}] = \emptyset$. As (a) there is no path from o_x to y , (b) there is no path from o_y to x , (c) c_x is the first converging transition on ρ_{cx} , and (d) N is sound and simple free-choice ($\bullet o_x = \bullet o_y = \{\delta\}$), whether o_x or o_y is fired is independent (“free”) from other tokens in any reachable marking M of N . For this reason and N is sound, let $M_\delta \in R(N, [i])$ and $M_{c_y, \delta} \in R(N, M_\delta)$ be two reachable markings with $\delta \in M_\delta$ and $[c_y, \delta] \subseteq M_{c_y, \delta}$ so that c can be fired if δ decides for o_x . However, in any $M_{c_y, \delta}$, there is an “unsafe” path from δ via c_y to the sink o by Theorem 2.1. This contradicts (6) that N is sound. \nmid This case does not hold.

Both cases do not hold. Thus, assumption (6) does not hold. \nmid Thus, the lemma must hold. \square

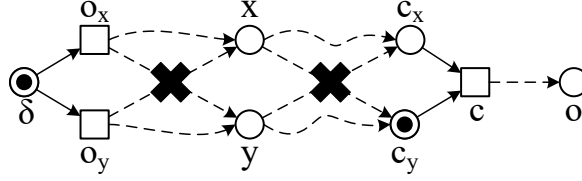


Figure 12. A diverging place δ has two output transitions o_x and o_y . o_x has a path to x but not to y and o_y has a path to y but not to x . By $x \parallel y$ and Lemma 3.2, there is a “first” joining transition c . Thus, there is no path from y to c_x and there is no path from x to c_y . If δ decides for o_x , no token “after” δ can reach to c_y enabling c . Thus, since soundness is required, there must be a marking $M_{c_y, \delta}$ with $[c_y, \delta] \subseteq M_{c_y, \delta}$ to avoid a dead c . However, the path from δ via o_y , c_y , and c to o is not safe.

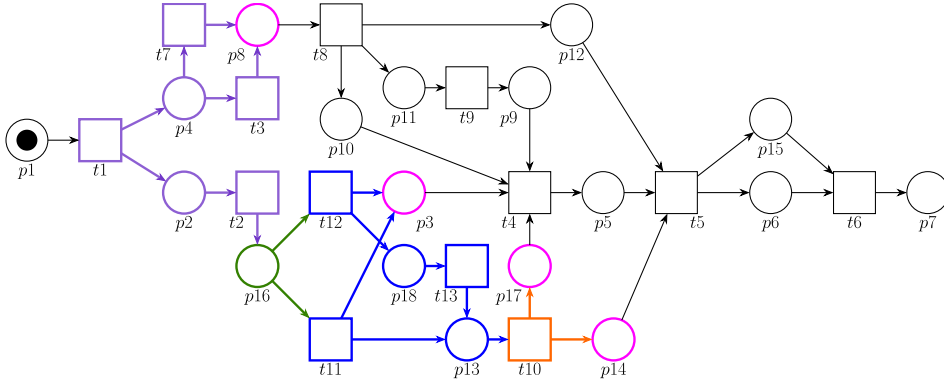


Figure 13. The net of Figure 1 investigating the maximum admissible marking $[p3, p8, p14, p17]$ (colored in pink). The diverging points of this marking are $t10$ (colored in orange), $t11$ (blue), $t12$ (blue), $p16$ (green), and $t1$ (violet).

The above Lemma 4.2 guarantees that the output transitions $\delta \bullet$ of a diverging place δ of an admissible marking M_m either have paths to the same subset of places of M_m or at least one output transition has paths to more places of M_m . To simplify what matters: there is always one output transition of a diverging place that has paths to the union of all subsets of M_m of all other output transitions. Since we are interested in the (sub-marking) reachability of all places of M_m , it is always the best option to take that output transition with the most reachable places of M_m . In summary, if we derive $\Delta(M_m)$ for an admissible marking M_m , we could take those output transitions of diverging places containing the greatest subset of places of M_m .

The remaining open question is if there is at least one transition in $\Delta(M_m)$, which has paths to all places in M_m . By Definition 4.2, such a transition $\delta \in \Delta(M_m)$ exists if $\hat{\mathcal{R}}_{\langle M_m \rangle}(\delta) = M_m$ (remember that $\hat{\mathcal{R}}_{\langle M_m \rangle}(\delta) := \bigcup_{o \in \delta \bullet} \mathcal{R}_{\langle M_m \rangle}(o_\delta)$). If such δ exists, then we can imply a partial run net starting by δ and adding all transitions and necessary paths to these transitions as well as to the places of M_m and the necessary paths to those places. Although this partial run net may not be a “full” run net, it implies the existence of a “full” run net.

Let us consider our example in Figure 1 being colored in Figure 13. Assume that we want to check

whether the marking $M_m = [p3, p8, p14, p17]$ is reachable, or not (colored in pink in the figure). All places are pairwise concurrent and it is not possible to add any further place (M_m is maximum admissible). For this reason, we have to check whether there is a diverging transition which can cause this marking. The diverging points for $M_m = [p3, p8, p14, p17]$ cover the set $\{t10, t11, t12, p16, t1\}$ by Definition 4.2. $t10$'s output places $p14$ and $p17$ (colored orange/pink in the figure) are part of M_m , thus, $\mathcal{R}_{\langle M_m \rangle}(p14) = \{p14\}$ and $\mathcal{R}_{\langle M_m \rangle}(p17) = \{p17\}$. For $t12$'s output places $p3$ and $p18$ (colored blue/pink in the figure), it holds $\mathcal{R}_{\langle M_m \rangle}(p3) = \{p3\}$ and $\mathcal{R}_{\langle M_m \rangle}(p18) = \{p14, p17\}$. For $t11$ (also colored blue/pink), the information are similar $\mathcal{R}_{\langle M_m \rangle}(p3) = \{p3\}$ and $\mathcal{R}_{\langle M_m \rangle}(p13) = \{p14, p17\}$. The place $p16$ (colored green) is a decision with two output transitions $t11$ and $t12$. By Lemma 4.2, both transitions either have the same information ($\mathcal{R}_{\langle M_m \rangle}(t11) = \mathcal{R}_{\langle M_m \rangle}(t12) = \{p3, p14, p17\}$) or one is a superset of the other. Eventually, transition $t1$ (colored violet in the figure) has the output places $p4$ with $\mathcal{R}_{\langle M_m \rangle}(p4) = \{p8\}$ and $p2$ with $\mathcal{R}_{\langle M_m \rangle}(p2) = \{p3, p14, p17\}$. Now, we can induce a partial run net from this information. Figure 14 illustrates the induction steps. First, we can add the diverging point $t1$, which is a diverging point of all places of M_m . Furthermore, we add its output places $p2$ and $p4$ as well as a path from $p1$ (the source) to $t1$. We further add $p8$ as a place of M_m and a path to it as we know that $p4$ has a disjoint path to $p8$. The diverging place $p16$ with a path to it is added next (all paths from $t1$ to $t11$ or $t12$ pass $p16$). Furthermore, we add that output transition with the most information (i. e., that output transition t for which $\mathcal{R}_{\langle M \rangle}(t)$ is the greatest). In this case, it does not matter, which of $t11$ or $t12$ we add as they have the same information. In the next step, we add the diverging transition $t12$ (which we already have inserted) with its output places $p3$ and $p18$. Eventually, diverging transition $t10$ is added with a path to it as well as its output places. This final partial run net contains all places of $M_m = [p3, p8, p14, p17]$ and implies the existence of a “full” run net containing all places of M_m . Such steps are applied to finally deciding the (sub-marking) reachability in AFC-WF-nets:

Theorem 4.1. ((Sub-Marking) Reachability)

Let $N = (P, T, F, i, o)$ be a sound AFC-WF-net with a marking $M \in \mathcal{B}(P)$. It holds:

$$M \in R(N, [i]) \iff M \text{ is maximum admissible} \quad \wedge \quad (9)$$

$$\exists \delta \in (\Delta(M) \cap T): \hat{\mathcal{R}}_{\langle M \rangle}(\delta) = M$$

$$\exists M_s \in R(N, [i]): M \subseteq M_s \iff M \text{ is admissible} \quad \wedge \quad (10)$$

$$\exists \delta \in (\Delta(M) \cap T): \hat{\mathcal{R}}_{\langle M \rangle}(\delta) = M$$

Proof:

Constructive proof. By Corollary 4.1 it holds:

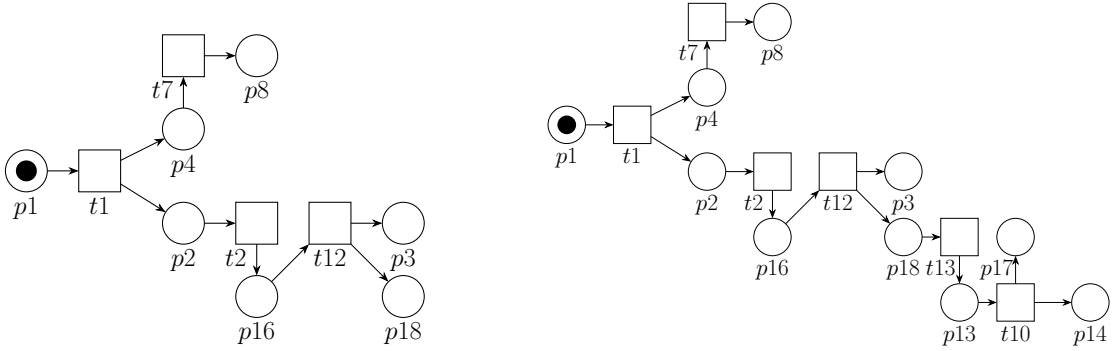
$$M \in R(N, [i]) \iff M \text{ is maximum admissible} \quad \wedge \quad \exists (P_\sigma, T_\sigma, F_\sigma) \in \Pi(N): \langle M \rangle \subseteq P_\sigma.$$

Furthermore, by Lemma 4.2, it follows for each diverging transition $\delta \in \Delta(M) \cap T$ and for each of its output places $o_\delta \in \delta \bullet$ that there is at least one sub-net of all $\mathcal{R}_{\langle M \rangle}(o_\delta)$ from o_δ to all $x \in \mathcal{R}_{\langle M \rangle}(o_\delta)$, which diverges only in transitions. As a consequence, for each diverging transition $\delta \in \Delta(M) \cap T$, the union $\bigcup_{o_\delta \in \delta \bullet} \mathcal{R}_{\langle M \rangle}(o_\delta) = \hat{\mathcal{R}}_{\langle M \rangle}(\delta)$ describes the subset $M' \subseteq M$ of M to which the transition δ has such a sub-net, which only diverges in transitions. If there is no diverging transition $\delta \in \Delta(M) \cap T$



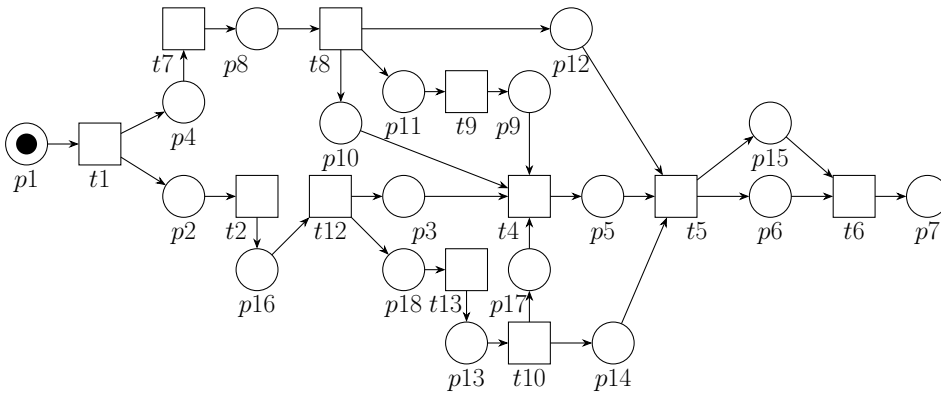
Adding diverging point $t1$ with its output places $p2$ and $p4$.

Adding a path from $p4$ to $p8$. Furthermore, adding diverging point $p16$ with its output transition $t12$. It does not matter, which of $t11$ or $t12$ is added as they have the same information ($\mathcal{R}_{\langle M_m \rangle}(t11) = \mathcal{R}_{\langle M_m \rangle}(t12)$).



Adding diverging point $t12$ with its output places $p3$ and $p18$.

Adding a path to the diverging point $t10$ with its output places $p14$ and $p17$. This net contains all places $[p3, p8, p14, p17]$ and ...



... implies the existence of a run net.

Figure 14. Step-wisely inducing a partial run net for the exemplary AFC-WF-net in Figure 1 out of the diverging point information for the marking $M_m = [p3, p8, p14, p17]$. The final partial run net implies the existence of a run net presented at the end.

with $M = \hat{\mathcal{R}}_{\langle M \rangle}(\delta)$, then there is no run net that can contain a sub-net, which only diverges at transitions to the places of M . Therefore, there is no run net that contains all places of M . If there is such a diverging transition δ with $M = \hat{\mathcal{R}}_{\langle M \rangle}(\delta)$, then there must be at least one run net, which contains all marked places in M . ✓ The proof of sub-marking reachability by (10) follows the same argumentation. ✓ \square

With Theorem 4.1, we can decide if a (sub) marking is reachable based on the structure of a sound AFC-WF-net rather than over its concrete behavior in terms of occurrence sequences, state space exploration, or similar techniques. In addition, maximum admissibility and diverging points help to understand why a specified marking is *not* reachable. For example, the marking $[p8, p5, p14]$ in Figure 1 is *not* reachable from $[p1]$ since $p8$ is not concurrent to $p5$ (there is a path from $p8$ to $p5$ following Lemma 3.1). In Figure 7, the marking $[x, y, z]$ is not reachable from $[i]$ as there is no diverging transition which leads to simultaneous tokens on x , y , and z — just on x and y , x and z , or y and z . This diagnostic information may support repairing improperly developed nets, in which a desired marking is not reachable or an undesired marking is reachable. In Section 4.3 will be discussed how the diagnostics of the algorithm introduced in the following can be used.

4.2. Algorithmic Derivation

There is a related concept in compiler theory to identify diverging points: the placement of so-called ϕ -functions to derive the minimal *Static Single Assignment* (SSA) form [12]. The SSA form requires that each *program variable* in a computer program gets statically once a value. Transforming a program into SSA form introduces no difficulties as long as the program does not have conditional statements or loops (i. e., it is a sequence of statements). Otherwise, different values of the same variable can be valid at some point in the program. See Figure 15 (a) as an example. It shows a control-flow graph with variables v and a whereas v has multiple assignments with different values, thus, it is not in a SSA form. In Figure 15 (b), each assignment to v is replaced with a unique variable v_1, v_2, \dots, v_9 called *definition* of v . The difficulty occurs when different definitions of the same variable reach the same node. For example in Figure 15 (b), either definition v_1 or definition v_3 is valid in the dashed-lined node depending on the actual execution at runtime (the upper path via the node defining v_3 or the “middle” path without an additional definition of v). This would hinder to transform every program into SSA form. Thus, if there are converging control-flows with multiple definitions of the same variable, a ϕ -function selects that definition of the variable, which was used during execution and assigns it to a new definition of the variable. For example, definition v_4 in Figure 15 (b) has $\phi(v_3, v_1)$ as an assignment meaning that either definition v_3 for the left incoming flow or definition v_1 for the lower incoming flow will be taken. Note that the order of the arguments of the ϕ -function depends on the order of the incoming flows and, therefore, is not random. This implies that at most one definition can be reached via each incoming flow.

Cytron et al. [12] derived algorithms to compute the *minimal* SSA form from normal programs. The *minimal* SSA form only inserts ϕ -functions if necessary. To achieve a SSA form out of a computer program, the transformation first inserts a new definition of a program variable for each assignment of this variable as explained previously. Subsequently, it inserts a ϕ -function of the form $d_n = \phi(d_1, \dots, d_m)$, $m \geq 2$, for each program variable at each program point where different def-

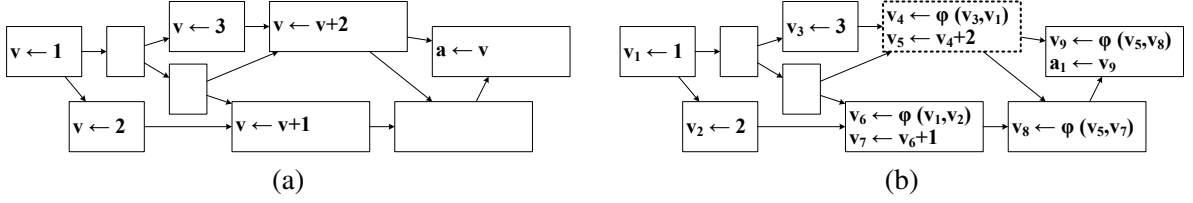


Figure 15. Transforming a program with program variables v and a (a) into SSA form (b) by inserting new definitions of variables and ϕ -functions at converging nodes.

initions d_1, \dots, d_m can occur. This placement of ϕ -functions in the minimal SSA assumes fairness, i. e., each path can be followed by a token. The positions of nodes where a ϕ -function is required for a program variable d are positions where two paths from two different definitions of the same variable first meet [12]. As a consequence, for all d_1, \dots, d_m there are disjoint paths from the position of the ϕ -function to their assignment. Actually, this is the same definition as for diverging points, only in the reverse direction. For this reason, we will reuse the algorithms for identifying diverging points.

For placing ϕ -functions, the *post-dominance relation* [28] plays an important role, in which a node x *post-dominates* y if x appears on any path from y to a single end node. Resulting from the post-dominance relation, there is a boundary where the post-dominance of a node x “ends”, i. e., x post-dominates a direct successor (output) of a node y but does not post-dominate y itself. This boundary is called the *post-dominance frontier*. Positions, where two paths to different nodes first diverge, are closely related to the *post-dominance frontier* [12]:

Definition 4.3. (Post-Dominance)

Let $N = (P, T, F, i, o)$ be a workflow net with two nodes $x, y \in P \cup T$. x *post-dominates* y , denoted by $x \in \underline{pdom}(y)$, if x is on all paths from y to o :

$$\underline{pdom}(y) := \{ x \in P \cup T \mid \forall \rho \in \text{Paths}(y, o) : x \in [\rho] \}.$$

x *strictly post-dominates* y , denoted by $x \in pdom(y)$, if $x \in \underline{pdom}(y)$ and $x \neq y$. x *immediately post-dominates* y , depicted $x = ipdom(y)$, if $x \in pdom(y)$ and $\forall z \in pdom(y) : x \in \underline{pdom}(z)$ [28]. The *post-dominance frontier* of x , depicted $PDF(x)$, is the set of all nodes $Y \subseteq P \cup T$ so that for any $y \in Y$ there is an output of y being post-dominated by x , but x does not strictly post-dominate y :

$$PDF(x) := \{ y \in P \cup T \mid \exists s \in y \bullet : x \in \underline{pdom}(s) \wedge x \in \underline{pdom}(y) \}.$$

The extension of the post-dominance frontier to a set of nodes X is:

$$PDF(X) := \bigcup_{x \in X} PDF(x).$$

Since the *immediate* post-dominance relation builds a tree, each node has exactly one immediate post-dominating node except the sink, but can immediately post-dominate more than one node [28].

In Figure 16 (showing Figure 1), the sink $p7$ naturally post-dominates all other nodes of the net inclusively itself. $p13$ strictly post-dominates $\{p18, t13\}$ (but not $t11$ and $t12$) and immediately

post-dominates $t13$. The post-dominance frontier $PDF(p13)$ of $p13$ contains $\{t11, t12\}$. Since $PDF(p5) = \{t8, t10, t12\}$, the combined post-dominance frontier of $p13$ and $p5$ is:

$$PDF(\{p5, p13\}) = \{t8, t10, t11, t12\}.$$

Following the thoughts of Cytron et al. [12] for the reverse net in our case, the set of all diverging points $\Delta(D)$ of a set of nodes D is related to the *iterated* post-dominance frontier $PDF^+(D)$. $PDF^+(D)$ is the limit of the increasing sequence of node sets:

$$PDF_1 = PDF(D);$$

$$PDF_{i+1} = PDF(D \cup PDF_i),$$

so that eventually follows:

$$PDF^+(D) \supseteq \Delta(D).$$

In the example above, we considered the places $p5$ and $p13$ with $PDF(\{p5, p13\}) = \{t8, t10, t11, t12\}$. The iterated post-dominance frontier will then be defined iteratively:

$$PDF_1 = PDF(\{p5, p13\}) = \{t8, t10, t11, t12\};$$

$$\begin{aligned} PDF_2 &= PDF(\{p5, p13\} \cup PDF_1) = PDF(\{p5, p13, t8, t10, t11, t12\}) \\ &= \{t8, t10, t12\} \cup \{t11, t12\} \cup \{t1\} \cup \{t11, t12\} \cup \{p16\} \cup \{p16\} \\ &= \{p16, t1, t8, t10, t11, t12\}; \end{aligned}$$

$$\begin{aligned} PDF_3 &= PDF(\{p5, p13\} \cup PDF_2) = PDF(\{p5, p13, p16, t1, t8, t10, t11, t12\}) \\ &= \{t8, t10, t12\} \cup \{t11, t12\} \cup \{t1\} \cup \{p1\} \cup \{t1\} \cup \{t11, t12\} \cup \{p16\} \cup \{p16\} \\ &= \{p1, p16, t1, t8, t10, t11, t12\} \end{aligned}$$

Since $PDF(p1) = \emptyset$ as new node will not change the iterative post-dominance frontier:

$$= PDF^+(\{p5, p13\})$$

As the reader can verify, $PDF^+(\{p5, p13\}) = \{p1, p16, t1, t8, t10, t11, t12\}$ contains all diverging points of $D = \{p5, p13\}$. $p1$ is not a diverging point as it only has one output ($t1$). Thus, $PDF^+(\{p5, p13\})$ is a superset of $\Delta(\{p5, p13\})$ as stated above.

We can simply reuse the algorithm of computing the post-dominance frontier to identify all diverging points $\Delta(M)$ of a given admissible marking M . Instead of using the algorithm provided by Cytron et al. [12], the “engineered” algorithm of Cooper et al. [29] is much simpler, only computes necessary information, and is widely used in compiler construction. Since the algorithm of Cooper et al. computes the *dominance frontier* instead of the *post-dominance frontier*, the here stated algorithms are modified accordingly. In the following, we will discuss the algorithms required to compute the diverging points by presenting first Algorithm 4 to compute the immediate post-dominance relation. This is followed by Algorithm 6 to compute the post-dominance frontier. Both algorithms are used to compute the diverging points of a given marking in Algorithm 7. Finally, Algorithm 8 requires these diverging points to decide whether a given marking is reachable, or not.

The idea of Cooper et al. is to directly compute the *immediate* post-dominance relation without the necessity of previously computing the post-dominance relation. The algorithm is presented in

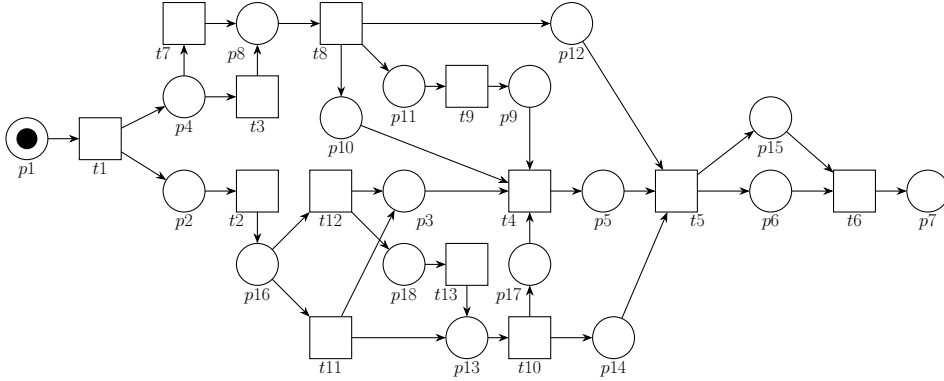


Figure 16. The sound acyclic free-choice workflow net of Figure 1.

Algorithm 4. One of the main characteristics is that the algorithm works on the nodes in a reverse topological order (Line 8) such that a node is only visited if all its outputs were already investigated. The simple thought behind this order is that a node n being not reachable from any output of n cannot (immediately) post-dominate n .

Line 10 of Algorithm 4 takes the first output o_1 of the current node x as immediate post-dominator new_ipdom . If $|x \bullet| = 1$, then new_ipdom is correctly set. Otherwise, new_ipdom is investigated against all other outputs ($\neq o_1$) in Line 13. This uses the *comImmPostDom* function presented in Algorithm 5. Although looking complicated, the principle of this *comImmPostDom* function is simple as explained on an example: Take Figure 16 with $x = t_{10}$ as the current node. We know that all nodes “after” t_{10} were already investigated (i. e., $\{p_7, t_6, p_6, p_{15}, t_5, p_{14}, p_5, t_4, p_{17}\}$ in reverse topological order). Line 10 of Algorithm 4 takes $new_ipdom = p_{17}$ of its outputs $\{p_{14}, p_{17}\}$ (for example). Thus, p_{14} is the remaining output and *comImmPostDom* of Algorithm 5 is invoked with p_{17} and p_{14} as arguments. Now, imagine you use your fingers: one on p_{17} (*fingerX*) and one on p_{14} (*fingerY*). Both fingers are not on the same node, thus, at least one of both is not an immediate post-dominator of x . Since p_{17} appears *after* p_{14} in the order for this example, p_{17} ’s ordering number is greater than that of p_{14} . Thus, we begin to slide with the finger on p_{14} (*fingerY*) to the immediate post-dominator of p_{14} , which is t_5 (i. e., *fingerY* is t_5 now). t_5 appears *before* p_{17} in the order, thus, having a smaller number than p_{17} (and than t_4 and p_5). For this reason, we stop sliding with *fingerY* and start to slide with *fingerX* from one immediate post-dominator to the next (i. e., from p_{17} via t_4 and p_5 to t_5). We reach t_5 with both fingers, therefore, stopping all *while*-loops in Algorithm 5. t_5 is returned as the new (and correct) immediate post-dominator of t_{10} . Since $x = t_{10}$ does not have further output nodes, the immediate post-dominator of $x = t_{10}$ is updated accordingly in Line 17. Once all nodes were processed, a relation (as a map) is returned that contains for all nodes their immediate post-dominators.

Please be aware that Algorithm 4 is a general algorithm being applicable to all workflow nets. Thus, the nets may contain loops. For this reason, the algorithm requires a *changed* variable, because in nets with loops, the (reverse) topological order is not fully satisfying. The *changed* variable ensures that all information is finally correct. In our case of *acyclic* nets, we could remove the *changed* variable as the reverse topological order ensures the correct information after one iteration. Nevertheless, we

Algorithm 4: Computing the immediate post-dominance relation for a workflow net $N = (P, T, F, i, o)$ following [29].

```

1 Function computeImmediatePostDoms( $N$ )
2   for  $x \in P \cup T$  do  $ipdom(x) \leftarrow \text{undefined}$ ;
3    $ipdom(o) \leftarrow o$ ;
4   // Compute the rev. topolog. order of the nodes with their numbers.
5    $order, ordernr \leftarrow \text{revTopologicalOrder}(N)$ ;
6    $changed \leftarrow \text{true}$ ;
7   while  $changed$  do
8      $changed \leftarrow \text{false}$ ;
9     for  $x \in order$  do
10      if  $x \bullet \neq \emptyset$  then
11         $new\_ipdom \leftarrow \text{first}(x \bullet)$ ;
12        for  $s \in x \bullet$  do
13          if  $ipdom(x) \neq \text{undefined} \wedge s \neq \text{first}(x \bullet)$  then
14             $new\_ipdom \leftarrow \text{comImmPostDom}(s, new\_ipdom, ipdom, ordernr)$ ;
15          end
16        end
17        if  $ipdom(x) \neq new\_ipdom$  then
18           $ipdom(x) \leftarrow new\_ipdom$ ;
19           $changed \leftarrow \text{true}$ ;
20        end
21      end
22    end
23  return  $ipdom$ 
24 end

```

decided to provide the more general algorithm at this place.

The computation of the post-dominance frontier of each node requires the immediate post-dominance relation as stated in Algorithm 6, Line 2. The algorithm investigates each node (Line 6) and already ensures that only nodes can be in the post-dominance frontier, which have at least two outputs (Line 7). Each output s of the current node x is investigated and is assigned to a temporary variable *runner* (Line 9). Confusingly for the first moment, the post-dominance frontier of *runner* is updated. Taking $x = t10$ with its output $s = p17 = \text{runner}$ of Figure 16 as an example: we know that $p17 \in t10 \bullet$ and $|t10 \bullet| \geq 2$. $\text{runner} = p17$ does not immediately post-dominate $x = t10$ but post-dominates itself. As a consequence, the “post-dominance” of $\text{runner} = s = p17$ ends with itself and, thus, $t10$ must be in *runner*’s ($p17$ ’s) post-dominance frontier (Line 11). Line 12 updates *runner* to its own immediate post-dominator $ipdom(\text{runner})$. In the example, this is $t4$. $t4$ as *runner* is not the immediate post-dominator of $x = t10$ again, but $t4$ immediately post-dominates $p17$ and, thus, an

Algorithm 5: Finding the closest immediate post-dominator of two nodes $fingerX$ and $fingerY$ given the current immediate post-dominance relation $ipdom$ and ordering numbers $ordernr$ in the post-order following [29].

```

1 Function  $comImmPostDom(fingerX, fingerY, ipdom, ordernr)$ 
2   while  $fingerX \neq fingerY$  do
3     while  $ordernr(fingerX) < ordernr(fingerY)$  do
4        $fingerX = ipdom(fingerX);$ 
5     end
6     while  $ordernr(fingerY) < ordernr(fingerX)$  do
7        $fingerY = ipdom(fingerY);$ 
8     end
9   end
10  return  $fingerX$ 
11 end

```

output of $x = t10$. For this reason, $x = t10$ also is within $t4$'s post-dominance frontier. Eventually, $runner$ gets $t5$. Since $t5$ is the immediate post-dominator of $x = t10$, the *while*-loop in Line 10 will finish. Be aware that no post-dominator of $t5$ will have $t10 = x$ within its post-dominance frontier [29]. Algorithm 6 finally terminates with the post-dominance frontiers of all nodes and returns them.

As explained above, the *iterated* post-dominance frontier $PDF^+(D)$ of a set of nodes D is closely related to the diverging points of a node. For this reason, we are now able to compute the diverging points as stated in Algorithm 7. At first, it computes the post-dominance frontier of each node in Line 2. Note that this frontier is independent of the marking M_r to investigate. For this reason, it can be pre-computed. In Line 3, the algorithm initializes the set $\Delta(M_r)$ of diverging points of M_r followed by the initialization of the mappings $\hat{\mathcal{R}}_{\langle M_r \rangle}$ and $\Rightarrow_{\langle M_r \rangle}$ in Lines 5 and 6. As the algorithm states in Line 13, it computes $\hat{\mathcal{R}}_{\langle M_r \rangle}(x)$ at the same time as the diverging points. *Note at this place that we refrain to compute $\mathcal{R}_{\langle M_r \rangle}(o)$ for each output node o of a diverging point. Instead, the union of the information of all output nodes is computed for each diverging point as required in Theorem 4.1.* In addition, we maintain the set $\Rightarrow_{\langle M_r \rangle}(x)$, which stores to which diverging points and marked places of M_r the current diverging point x has direct paths (without any diverging point or place of $\langle M_r \rangle$ in-between). *Note that the resulting set $\Rightarrow_{\langle M_r \rangle}(x)$ can contain other nodes than that of $\langle M_r \rangle$.* From Line 8 to Line 17, $PDF^+(\langle M_r \rangle)$ is computed with its result stored in $\Delta(M_r)$ and using a list *list* that is continuously reduced and extended. The algorithm takes a node δ of the current node x 's post-dominance frontier and stores it as a diverging point (Line 12). Then, it extends $\hat{\mathcal{R}}_{\langle M_r \rangle}(\delta)$ of this diverging point by adding x if $x \in M_r$ (since there is a path from δ to x) and by adding the set $\hat{\mathcal{R}}_{\langle M_r \rangle}(x)$ (if $x \in \Delta(M_r)$, then $\hat{\mathcal{R}}_{\langle M_r \rangle}(x) \neq \emptyset$, otherwise it is empty). Furthermore, δ reaches x and, therefore, stores it in $\Rightarrow_{\langle M_r \rangle}(\delta)$ in Line 14. Finally, δ is added at the end of *list*. For this reason, each diverging point is investigated again every time it newly appears within a post-dominance frontier of a node in *list*. For example, taking the marking $[p3, p8, p14, p17]$ in Figure 16, diverging point $t11$ will appear in $PDF(p3)$ as well as in $PDF(t10)$ (after $t10$ is added to *list* as a diverging point of $p14$

Algorithm 6: Computing the post-dominance frontier for a workflow net $N = (P, T, F, i, o)$ following [29].

```

1 Function postDomFrontier( $N$ )
  // Initialize
2   $ipdom \leftarrow \text{computeImmediatePostDoms}(N)$ ;
3  for  $x \in P \cup T$  do
4     $PDF(x) \leftarrow \emptyset$ ;
5  end
  // Compute
6  for  $x \in P \cup T$  do
7    if  $|x \bullet| \geq 2$  then
8      for  $s \in x \bullet$  do
9         $runner \leftarrow s$ ;
10       while  $runner \neq ipdom(x)$  do
11          $PDF(runner) \leftarrow PDF(runner) \cup \{x\}$ ;
12          $runner \leftarrow ipdom(runner)$ ;
13       end
14     end
15   end
16 end
17 return  $PDF$ 
18 end

```

and $p17$). For this reason, $t11$ will be investigated 3 times: once for $p17$ with $t10$, once for $p14$ with $t10$, and once for $p3$. Every time, the sets $\hat{\mathcal{R}}_{\langle M_r \rangle}(t11)$ and $\Rightarrow_{\langle M_r \rangle}(t11)$ will be extended accordingly. Since $PDF^+(\langle M_r \rangle)$ is a superset of $\Delta(M_r)$ as explained before, Lines 18–20 remove those diverging points δ , which do not have direct paths to at least two other diverging points or marked places of M_r (i. e., $|\Rightarrow_{\langle M_r \rangle}(\delta)| \leq 1$). Eventually, Algorithm 7 returns the set of diverging points and $\hat{\mathcal{R}}_{\langle M_r \rangle}$ as well as $\Rightarrow_{\langle M_r \rangle}$ for each diverging point. Again: Computing the positions of ϕ -functions is the same as computing the diverging points just in the reverse net. For this reason, it is not necessary to show that these algorithms finally result in the set of diverging points as this was already proven in [12].

Algorithm 8 summarizes the steps of checking (sub-marking) reachability of a given marking M_r in a sound AFC-WF-net N . At first, (maximum) admissibility of M_r is checked in Line 2. If M_r is *admissible* or *maximum admissible*, then M_r may be (sub-marking) reachable. Otherwise, if M_r is *not admissible*, M_r is stated to be *not reachable* and diagnostics could be provided. Line 3 computes the diverging points of M_r with Algorithm 7. This computation includes for each diverging point δ those marked places of M_r , $\hat{\mathcal{R}}_{\langle M_r \rangle}(\delta)$, to which outputs of δ have paths. Finally, all diverging transitions δ are investigated in Lines 5–13. Line 6 checks if M_r is equal to $\hat{\mathcal{R}}_{\langle M_r \rangle}(\delta)$. If this check holds, the marking is either *coverable* (if M_r is *admissible*) or *reachable* (if M_r is *maximum admissible*). Otherwise, other diverging transitions are investigated until either there is one, for which the check holds, or

Algorithm 7: Computing the set of diverging points $\Delta(M_r)$ for a workflow net $N = (P, T, F, i, o)$ and a given marking M_r , as well as the maps $\hat{\mathcal{R}}_{\langle M_r \rangle}$ and $\Rightarrow_{\langle M_r \rangle}$.

```

1 Function computeDivergingPoints( $N, M_r$ )
  // Initialize
2   $PDF \leftarrow \text{postDomFrontier}(N)$ ;
3   $\Delta(M_r) \leftarrow \emptyset$ ;
4  for  $x \in P \cup T$  do
5     $\hat{\mathcal{R}}_{\langle M_r \rangle}(x) \leftarrow \emptyset$ ;
6     $\Rightarrow_{\langle M_r \rangle}(x) \leftarrow \emptyset$ ;
7  end
8   $list \leftarrow \langle M_r \rangle$ ;
  // Compute. list is ordered.
9  while  $list \neq \emptyset$  do
10    $x \leftarrow \text{take first of } list$ ;
11   for  $\delta \in PDF(x)$  do
12      $\Delta(M_r) \leftarrow \Delta(M_r) \cup \{\delta\}$ ;
13      $\hat{\mathcal{R}}_{\langle M_r \rangle}(\delta) \leftarrow \hat{\mathcal{R}}_{\langle M_r \rangle}(\delta) \cup \hat{\mathcal{R}}_{\langle M_r \rangle}(x) \cup (\{x\} \cap \langle M_r \rangle)$ ;
14      $\Rightarrow_{\langle M_r \rangle}(\delta) \leftarrow \Rightarrow_{\langle M_r \rangle}(\delta) \cup \{x\}$ ;
15      $list \leftarrow list \cup \{\delta\}$ ;
16   end
17 end
18 for  $\delta \in \Delta(M_r)$  do
19   if  $|\Rightarrow_{\langle M_r \rangle}(\delta)| \leq 1$  then  $\Delta(M_r) \leftarrow \Delta(M_r) \setminus \{\delta\}$ ;
20 end
21 return  $(\Delta(M_r), \hat{\mathcal{R}}_{\langle M_r \rangle}, \Rightarrow_{\langle M_r \rangle})$ 
22 end

```

the marking is stated as *not reachable*. Algorithm 8 does not require checking reachability by investigating the state space, computing occurrence sequences, etc. This explains why the computational complexity is just quadratic in the worst case:

Theorem 4.2. (Computational Complexity)

Let $N = (P, T, F, i, o)$ be a sound AFC-WF-net and M_r a marking to check. Deciding reachability of M_r can be computed in $O(|P|^2 + |T|^2)$.

Proof:

Constructive proof by line-by-line investigation of Algorithm 8.

Line 2: Checking admissibility and maximum admissibility can be achieved in quadratic computational time complexity, $O(|P|^2 + |T|^2)$, by Theorem 3.2.

Algorithm 8: Checking (sub-marking) reachability of a given marking $M_r \in \mathcal{B}(P)$ for a sound AFC-WF-net $N = (P, T, F, i, o)$.

```

1 Function isReachable( $N, M_r$ )
2   admissibility, missing, conflict  $\leftarrow$  checkMaximumAdmissibility( $N, M_r$ );
3    $\Delta(M_r), \hat{\mathcal{R}}_{\langle M_r \rangle}, \Rightarrow_{\langle M_r \rangle} \leftarrow$  computeDivergingPoints( $N, M_r$ );
4   if admissibility  $\in \{ \text{admissible, maximum admissible} \}$  then
5     for  $\delta \in (\Delta(M_r) \cap T)$  do
6       if  $\langle M_r \rangle = \hat{\mathcal{R}}_{\langle M_r \rangle}(\delta)$  then
7         if admissibility = admissible then
8           // Show expl. using missing,  $\Delta(M_r)$ ,  $\hat{\mathcal{R}}_{\langle M_r \rangle}$ , and  $\Rightarrow_{\langle M_r \rangle}$ .
9           return (coverable, missing,  $\emptyset$ ,  $\Delta(M_r)$ ,  $\hat{\mathcal{R}}_{\langle M_r \rangle}$ ,  $\Rightarrow_{\langle M_r \rangle}$ )
10          else
11            // Show explanation using  $\Delta(M_r)$ ,  $\hat{\mathcal{R}}_{\langle M_r \rangle}$ , and  $\Rightarrow_{\langle M_r \rangle}$ .
12            return (reachable, \emptyset, \emptyset, \Delta(M_r), \hat{\mathcal{R}}_{\langle M_r \rangle}, \Rightarrow_{\langle M_r \rangle})
13          end
14        end
15      end
16    end
17  // Show diagnostics using conflict, missing,  $\Delta(M_r)$ ,  $\hat{\mathcal{R}}_{\langle M_r \rangle}$ , and  $\Rightarrow_{\langle M_r \rangle}$ .
18  return (not reachable, missing, conflict, \Delta(M_r), \hat{\mathcal{R}}_{\langle M_r \rangle}, \Rightarrow_{\langle M_r \rangle})
19 end

```

Line 3: Computing the dominance frontier is feasible in quadratic time, $O(|P|^2 + |T|^2)$, by Cooper et al. [29], after building the immediate dominance relation in the same complexity. The computation of the diverging points for M_r can also be achieved in quadratic time $O(|P|^2 + |T|^2)$ by Cytron et al. [12]. Thus, overall, this line takes $O(|P|^2 + |T|^2)$.

Lines 5–13: Lines 6–12 are investigated $O(|T|)$ times by Line 5. Checking if $\langle M_r \rangle$ is equal to $\hat{\mathcal{R}}_{\langle M_r \rangle}(\delta)$ is constant in its complexity with an implementation requiring constant time for set operations (e. g., a BitSet in Java). The remaining Lines 7–11 are constant, too. Thus, Lines 5–13 can be achieved in $O(|T|)$ in general.

In summary, checking the (sub-marking) reachability of a given marking is dominated by the term $O(|P|^2 + |T|^2)$. ✓

Termination: All steps in Algorithm 8 are either known to terminate or are performed over finite sets (as over the set of diverging points, M_r , etc.). For this reason, Algorithm 8 terminates. □

4.3. Diagnostics

Each output of Algorithm 8 provides information that can be used as diagnostics or explanations. Whereas the information about *missing* and *conflicting* places was already discussed in Section 3.2,

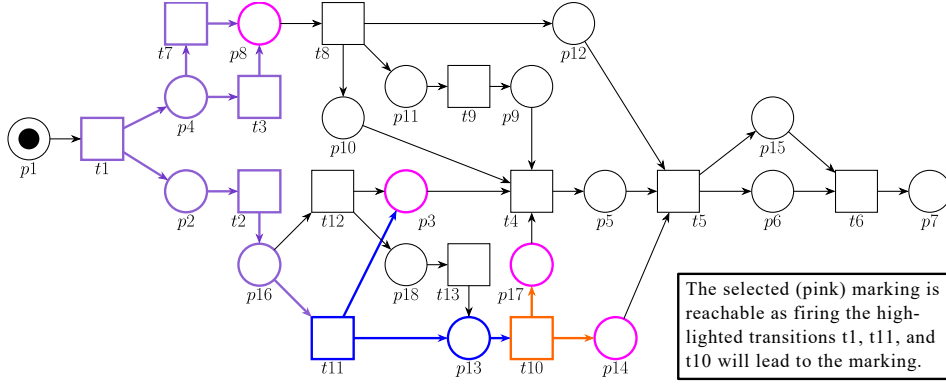


Figure 17. The net of Figure 1 investigating the maximum admissible marking $[p3, p8, p14, p17]$ (colored in pink). Parts of the diverging points of this marking can be used to explain why this marking is reachable (cf. Figure 13).

diagnostics with knowledge about diverging points will be discussed in the following.

Let N be a net with M_r is a marking to check. Computing the diverging points of M_r with Algorithm 7 will lead to the set $\Delta(M_r)$ and the mappings $\hat{\mathcal{R}}_{\langle M_r \rangle}$ and $\Rightarrow_{\langle M_r \rangle}$. For the moment, let us consider a single diverging point $\delta \in \Delta(M_r)$. Independently of whether $\delta \in P$ or $\delta \in T$, $\Rightarrow_{\langle M_r \rangle}(\delta)$ provides all information to which nodes of $\Delta(M_r) \cup \langle M_r \rangle$ the diverging point δ has direct paths. For example, for the net of Figure 17, the marking $[p3, p8, p14, p17]$ shall be investigated. This marking is maximum admissible as explained before. Algorithm 7 will provide $\Rightarrow_{\{p3, p8, p14, p17\}}(t10) = \{p14, p17\}$. By Definition 4.2, there must be two disjoint paths from $t10$ to $p14$ and from $t10$ to $p17$ (except $t10$), which can be algorithmically detected. Thus, the diverging point $t10$ with the disjoint paths to $p14$ and to $p17$ can be highlighted to show that $t10$ as a diverging transition may “cause” concurrency of $p14$ and $p17$. Figure 17 shows this highlighting in orange. Similarly, Algorithm 7 will provide $\Rightarrow_{\{p3, p8, p14, p17\}}(t11) = \{p3, t10\}$. In this case, on any path from $t11$ to $p14$ and to $p17$ lies $t10$. For this reason, $t11$ may indirectly “cause” concurrency of $p14$ and $p17$, which can be used in an explanation why sub-marking $[p3, p14, p17]$ is reachable. Again, the paths from $t11$ to $p3$ and to $t10$ can be highlighted as provided in Figure 17 in blue. In the case, there is a diverging place, such as $p16$ in the figure, the information $\Rightarrow_{\{p3, p8, p14, p17\}}(p16) = \{t11, t12\}$ is not fine grained enough to directly select one output for highlighting. However, by Definition 4.3 of post-dominance frontiers, at least two nodes in $\Rightarrow_{\{p3, p8, p14, p17\}}(p16)$ must post-dominate at least two separate outputs of $p16$; otherwise, $p16$ would not be within the iterated post-dominance frontier and, thus, not be a diverging point of $\{p3, p8, p14, p17\}$. In the current case, $t11$ and $t12$ as outputs of $p16$ post-dominate themselves. Thus, it is feasible to select that output, which is post-dominated by that node with the greatest subset of M_r in $\hat{\mathcal{R}}_{\{p3, p8, p14, p17\}}(t11)$ or $\hat{\mathcal{R}}_{\{p3, p8, p14, p17\}}(t12)$. Both $t11$ and $t12$ have the same information, $\hat{\mathcal{R}}_{\{p3, p8, p14, p17\}}(t11) = \hat{\mathcal{R}}_{\{p3, p8, p14, p17\}}(t12)$, therefore, selecting one is random. In the figure, $t11$ was taken in violet and blue. As the reader can step-wisely investigate, the diagnostics provided in Figure 17 can be derived out of Algorithm 7. Furthermore, these diagnostics can further be used to force a simulation of the reachable marking.

Until now, the discussion focused on (sub-marking) reachable markings. However, the information

about diverging points can also be used in the case of a non-admissible marking M_r . In Section 3.2, it was discussed that two places x and y of M_r can be in conflict ($x \nparallel y$) in three ways: (1) x has a path to y , (2) y has a path to x , or (3) there is no path between x and y . As cases (1) and (2) were already discussed, how to derive information in case (3) remained open. If x and y do not have any path between them, then there must be a diverging point of x and y on any path from the source i of the workflow net to x and y . Such diverging point cannot be a transition as, otherwise, $x \parallel y$ [11]. As a consequence, in case (3), we can use $\Rightarrow_{\langle M_r \rangle}$ and $\Delta(\{x, y\})$ to traverse the net in reverse direction starting from x and y until we reach a diverging place of x and y . As explained above, the paths from this diverging place to x and y can be highlighted. Such an example was already illustrated in Figure 6 with marking $[p3, p5, p6]$ to investigate. In this example, it holds that $\Delta([p3, p5, p7]) = \{t1, p4\}$ with $\Rightarrow_{\{p3, p5, p7\}}(p4) = \{p5, p7\}$ and $\Rightarrow_{\{p3, p5, p7\}}(t1) = \{p3, p4\}$ (note that, of course, $t1$ will *not* lead to a reachable marking $[p3, p5, p7]$ by Theorem 4.1 since this marking is *not* admissible). Thus, $p4$ is a fitting diverging place of $p5$ and $p7$ so that the paths from $p4$ to $p5$ and from $p4$ to $p7$ can be highlighted as done in Figure 6 in orange and as discussed before.

Regarding the provided diagnostics and efficiency, the here introduced reachability approach has a promising quality of diagnostic information that can be used as discussed and as illustrated within this paper. Its efficiency and completeness is well suited for the given class of sound acyclic free-choice workflow nets. For its special use case, it seems to be the best option available and could be implemented in tools and for further analysis while providing qualitative high feedback.

4.4. Extended Free-Choiceness

Some sound AFC-WF-nets are *extended* free-choice. Although this paper is based on *simple* free-choiceness, extended free-choiceness can be handled with the here presented approach: Sound acyclic *extended* free-choice workflow nets can be transformed into *simple* free-choiceness with the linear time transformation by Murata [20, 21] *before* analysis (illustrated in Figure 18). This transformation inserts a new transition and a new place by eliminating a couple of flows, but by retaining the behavior and size of the model (in terms of its complexity class). After transformation, the model allows for some additional reachable markings containing the newly inserted places (p in Figure 18). However, these additional markings will not be investigated for (sub-marking) reachability as the new places are not present in the original net. Therefore, the transformation will not influence reachability with the presented approach. As a consequence, sound extended AFC-WF-nets can also be investigated with the transformation of Murata [21] without changing the algorithms and the overall computational complexity.

5. Conclusion

Reachability and the covering problem are central decision problems in Petri nets theory. This paper showed for both problems that they can be decided in a quadratic computational time complexity for the class of sound acyclic free-choice workflow nets (more specifically, in $O(|P|^2 + |T|^2)$). Furthermore, this paper explained on algorithms how the pure decisions can be extended with diagnostics allowing for giving explanations on why a given marking is or is not (sub-)marking reachable. In

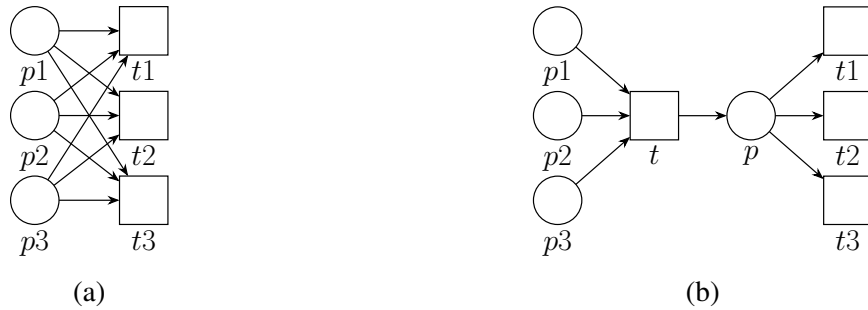


Figure 18. Transforming an extended free-choice structure (a) into a simple free-choice structure (b) by inserting a new transition and place.

doing this, the concept of admissibility was introduced, in which all marked places of a marking are pairwise concurrent. In a maximum admissible marking, adding further tokens to places would destroy the marking's admissibility. All reachable markings are maximum admissible, whereas all coverable markings are admissible. Non-admissible markings contain conflicting tokens on places, which can be used as diagnostics. Since admissibility and maximum admissibility are just necessary conditions of the covering and reachability problems, respectively, this paper introduced diverging transitions as sufficient condition. Diverging transitions are transitions with disjoint paths to marked places in a given marking. Those disjoint paths manifest in a subgraph of the net representing a possible execution. Thus, the existence of a diverging transition for an admissible marking implies the reachability or coverage of this marking. The implied subgraph by such transitions can be used as diagnostics to explain why a marking is reachable. If such a transition does not exist, then a similar subgraph can be used as diagnostics to explain why a given marking is not reachable. Detailed algorithms allow for a straight-forward application of the approach to existing Petri net tools.

The Petri nets and business process management communities benefit from new concepts (admissibility and diverging transitions) and from new computationally efficient algorithms for deciding the covering and reachability problems, especially for process-like and industrial related nets. If required, the algorithms' outputs can be used for providing diagnostics to users such as system/business analysts, students, etc. For example, business analysts could request their process models whether undesired states of their models could happen, or not — to improve quality, to check compliance, and to avoid cost-intensive failures. Since the reachability of markings is central to many other decision problems of Petri nets, the here presented approach enables to speed up other algorithms.

In the future, the concepts of admissibility and maximum admissibility should be generalized for the class of proper free-choice nets with a home cluster. Since diverging transitions are a structural concept, possible further applications for them should be identified. Furthermore, the method of loop decomposition [11, 15, 18] should be introduced for free-choice nets leading to an unfolding of loops increasing a model just quadratically in the worst case. This may close the gap between the application of the provided algorithms from acyclic to cyclic nets. For industrial settings, we want to provide an implementation of our approach, which allows for checking reachability for process models (e. g., in BPMN [30]) by simply selecting some nodes of a model. Finally, it is of interest whether the new concepts introduced in this paper may be applicable to solve other problems in Petri nets.

References

- [1] Czerwiński W, Lasota S, Lazic R, Leroux J, Mazowiecki F. The Reachability Problem for Petri Nets Is Not Elementary. *J. ACM*, 2021. **68**(1):7:1–7:28. doi:10.1145/3422822.
- [2] Czerwiński W, Orlikowski Ł. Reachability in Vector Addition Systems is Ackermann-complete. In: 62nd Annual Symposium on Foundations of Computer Science. IEEE. ISBN 978-1-6654-2055-6, 2022 pp. 1229–1240. doi:10.1109/FOCS52979.2021.00120.
- [3] Leroux J. The Reachability Problem for Petri Nets is Not Primitive Recursive. In: 62nd Annual Symposium on Foundations of Computer Science. IEEE. ISBN 978-1-6654-2055-6, 2022 pp. 1241–1252. doi:10.1109/FOCS52979.2021.00121.
- [4] Cheng A, Esparza J, Palsberg J. Complexity Results for 1-Safe Nets. *Theor. Comput. Sci.*, 1995. **147**(1&2):117–136. doi:10.1016/0304-3975(94)00231-7.
- [5] Esparza J. Reachability in Live and Safe Free-Choice Petri Nets is NP-Complete. *Theor. Comput. Sci.*, 1998. **198**(1-2):211–224. doi:10.1016/S0304-3975(97)00235-1. URL [https://doi.org/10.1016/S0304-3975\(97\)00235-1](https://doi.org/10.1016/S0304-3975(97)00235-1).
- [6] Desel J, Esparza J. Reachability in Cyclic Extended Free-Choice Systems. *Theor. Comput. Sci.*, 1993. **114**(1):93–118. doi:10.1016/0304-3975(93)90154-L. URL [https://doi.org/10.1016/0304-3975\(93\)90154-L](https://doi.org/10.1016/0304-3975(93)90154-L).
- [7] Yamaguchi S. Polynomial Time Verification of Reachability in Sound Extended Free-Choice Workflow Nets. *IEICE Trans. Fundam. Electron. Commun. Comput. Sci.*, 2014. **97-A**(2):468–475. doi:10.1587/TRANSFUN.E97.A.468.
- [8] Prinz TM, Schwanen CT, van der Aalst WMP. Deciding (Sub-Marking) Reachability in $O(P^2 + T^2)$ for Sound Acyclic Free-Choice Workflow Nets. In: Amparore EG, Mikulski L (eds.), Application and Theory of Petri Nets and Concurrency - 46th International Conference, PETRI NETS 2025, Paris, France, June 22-27, 2025, Proceedings, volume 15714 of *Lecture Notes in Computer Science*. Springer, 2025 pp. 366–387. doi:10.1007/978-3-031-94634-9_18.
- [9] Esparza J, Nielsen M. Decidability Issues for Petri Nets - a survey. *CoRR*, 2024. **abs/2411.01592**. doi:10.48550/ARXIV.2411.01592. 2411.01592, URL <https://doi.org/10.48550/arXiv.2411.01592>.
- [10] Kovalyov A, Esparza J. A Polynomial Algorithm to Compute the Concurrency Relation of Free-Choice Signal Transition Graphs. Sonderforschungsbereich 342: Methoden und Werkzeuge für die Nutzung paralleler Rechnerarchitekturen TUM-19528, SFB-Bericht Nr. 342/15/95 A, Institut für Informatik, Technische Universität München, München, Germany, 1995.
- [11] Prinz TM, Klaus J, van Beest NRTP. Pushing the Limits: Concurrency Detection in Acyclic Sound Free-Choice Workflow Nets in $O(P^2 + T^2)$. In: Köhler-Bussmeier M, Moldt D, Rölke H (eds.), Proceedings of the International Workshop on Petri Nets and Software Engineering 2024 co-located with the 45th International Conference on Application and Theory of Petri Nets and Concurrency (PETRI NETS 2024), June 24 - 25, 2024, Geneva, Switzerland, volume 3730 of *CEUR Workshop Proceedings*. CEUR-WS.org, 2024 pp. 132–154. URL <https://ceur-ws.org/Vol-3730/paper08.pdf>.
- [12] Cytron R, Ferrante J, Rosen BK, Wegman MN, Zadeck FK. Efficiently Computing Static Single Assignment Form and the Control Dependence Graph. *ACM Trans. Program. Lang. Syst.*, 1991. **13**(4):451–490. doi:10.1145/115372.115320. URL <https://doi.org/10.1145/115372.115320>.
- [13] Favre C, Fahland D, Völzer H. The relationship between workflow graphs and free-choice workflow nets. *Inf. Syst.*, 2015. **47**:197–219. doi:10.1016/j.is.2013.12.004.

- [14] van Dongen BF, Mendling J, van der Aalst WMP. Structural Patterns for Soundness of Business Process Models. In: Tenth IEEE International Enterprise Distributed Object Computing Conference (EDOC 2006), 16-20 October 2006, Hong Kong, China. IEEE Computer Society, 2006 pp. 116–128. doi:10.1109/EDOC.2006.56.
- [15] Prinz TM, Choi Y, Ha NL. Soundness unknotted: An efficient soundness checking algorithm for arbitrary cyclic process models by loosening loops. *Inf. Syst.*, 2025. **128**:102476. doi:10.1016/J.IS.2024.102476. URL <https://doi.org/10.1016/j.is.2024.102476>.
- [16] Prinz TM, Amme W. Control-Flow-Based Methods to Support the Development of Sound Workflows. *Complex Syst. Informatics Model. Q.*, 2021. **27**:1–44. doi:10.7250/csimq.2021-27.01.
- [17] van der Aalst WMP, van Hee KM, ter Hofstede AHM, Sidorova N, Verbeek HMW, Voorhoeve M, Wynn MT. Soundness of workflow nets: classification, decidability, and analysis. *Formal Aspects Comput.*, 2011. **23**(3):333–363. doi:10.1007/s00165-010-0161-4.
- [18] Prinz TM, Choi Y, Ha NL. Understanding and Decomposing Control-Flow Loops in Business Process Models. In: Ciccio CD, Dijkman RM, del-Río-Ortega A, Rinderle-Ma S (eds.), Business Process Management - 20th International Conference, BPM 2022, Münster, Germany, September 11-16, 2022, Proceedings, volume 13420 of *Lecture Notes in Computer Science*. Springer, 2022 pp. 307–323. doi:10.1007/978-3-031-16103-2_21.
- [19] Desel J, Esparza J. Free Choice Petri Nets. Cambridge University Press, 1995. ISBN 978-0-521-01945-3.
- [20] Best E. Structure Theory of Petri Nets: the Free Choice Hiatus. In: Petri Nets: Central Models and Their Properties, volume 254 of *Lecture Notes in Computer Science*. Springer. ISBN 978-3-540-47919-2, 1987 pp. 168–205. doi:10.1007/978-3-540-47919-2_8.
- [21] Murata T. Petri nets: Properties, analysis and applications. *Proc. IEEE*, 1989. **77**(4):541–580. doi:10.1109/5.24143. URL <https://doi.org/10.1109/5.24143>.
- [22] van der Aalst WMP. Verification of Workflow Nets. In: Azéma P, Balbo G (eds.), Application and Theory of Petri Nets 1997, 18th International Conference, ICATPN '97, Toulouse, France, June 23-27, 1997, Proceedings, volume 1248 of *Lecture Notes in Computer Science*. Springer, 1997 pp. 407–426. doi:10.1007/3-540-63139-9_48.
- [23] van der Aalst WMP. Workflow Verification: Finding Control-Flow Errors Using Petri-Net-Based Techniques. In: van der Aalst WMP, Desel J, Oberweis A (eds.), Business Process Management, Models, Techniques, and Empirical Studies, volume 1806 of *Lecture Notes in Computer Science*. Springer, 2000 pp. 161–183. doi:10.1007/3-540-45594-9_11.
- [24] Verbeek HMW, Basten T, van der Aalst WMP. Diagnosing Workflow Processes using Woflan. *Comput. J.*, 2001. **44**(4):246–279. doi:10.1093/comjnl/44.4.246.
- [25] van der Aalst WMP. Free-choice Nets with Home Clusters are Lucent. *Fundam. Informaticae*, 2021. **181**(4):273–302. doi:10.3233/FI-2021-2059.
- [26] Prinz TM, Welsch T, Ha NL. Recognizing Relationships: Detecting the 4C Spectrum in $O(P^2 + T^2)$ for Acyclic Sound Process Models. In: Borbinha J, Sales TP, da Silva MM, Proper HA, Schnellmann M (eds.), Enterprise Design, Operations, and Computing - 28th International Conference, EDOC 2024, Vienna, Austria, September 10-13, 2024, Revised Selected Papers, volume 15409 of *Lecture Notes in Computer Science*. Springer, 2024 pp. 281–299. doi:10.1007/978-3-031-78338-8_15.

- [27] Polyvyanyy A, Weidlich M, Conforti R, Rosa ML, ter Hofstede AHM. The 4C Spectrum of Fundamental Behavioral Relations for Concurrent Systems. In: Ciardo G, Kindler E (eds.), *Application and Theory of Petri Nets and Concurrency - 35th International Conference, PETRI NETS 2014, Tunis, Tunisia, June 23-27, 2014. Proceedings*, volume 8489 of *Lecture Notes in Computer Science*. Springer, 2014 pp. 210–232.
- [28] Tarjan RE. Finding Dominators in Directed Graphs. *SIAM J. Comput.*, 1974. **3**(1):62–89. doi:10.1137/0203006.
- [29] Cooper KD, Harvey TJ, Kennedy K. A Simple, Fast Dominance Algorithm. Technical Report TR-06-33870, Institut für Informatik, Technische Universität München, Rice University, 2001.
- [30] Object Management Group (OMG). Business Process Model and Notation (BPMN) Version 2.0. formal/2011-01-03. <http://www.omg.org/spec/BPMN/2.0>, 2011. Standard.