

New explanations and inference for least angle regression

Karl B. Gregory

*Department of Statistics
University of South Carolina
Columbia, SC 29225, USA*

Daniel J. Nordman

*Department of Statistics
Iowa State University
Ames, IA 50011, USA*

Abstract

Efron et al. (2004) introduced least angle regression (LAR) as an algorithm for linear predictions, intended as an alternative to forward selection with connections to penalized regression. However, LAR has remained somewhat of a “black box,” where some basic behavioral properties of LAR output are not well understood, including an appropriate termination point for the algorithm. We provide a novel framework for inference with LAR, which also allows LAR to be understood from new perspectives with several newly developed mathematical properties. The LAR algorithm at a data level can be viewed as estimating a population counterpart “path” that organizes a response mean along regressor variables which are ordered according to a decreasing series of population “correlation” parameters; such parameters are shown to have meaningful interpretations for explaining variable contributions whereby zero correlations denote unimportant variables. In the output of LAR, estimates of all non-zero population correlations turn out to have independent normal distributions for use in inference, while estimates of zero-valued population correlations have a certain non-normal joint distribution. These properties help to provide a formal rule for stopping the LAR algorithm. While the standard bootstrap for regression can fail for LAR, a modified bootstrap provides a practical and formally justified tool for interpreting the entrance of variables and quantifying uncertainty in estimation. The LAR inference method is studied through simulation and illustrated with data examples.

Keywords: Bootstrap, equiangular vector, regression, step correlation, variable ordering

1 Introduction

Efron et al. (2004) introduced the least angle regression (LAR) algorithm as an alternative approach to least squares regression with forward selection of variables. The main idea is that, as the algorithm proceeds, new columns of a design matrix \mathbf{X} are admitted in a certain stepwise fashion, whereby linear predictions of a response vector \mathbf{y} are then sequentially updated based on a set of so-called *active* columns of \mathbf{X} . Efron et al. (2004) presented LAR in connection to a suite of methods for obtaining a sparse estimator of a vector of regression coefficients β when the mean of \mathbf{y} is equal to a linear combination $\mathbf{X}\beta$. Namely, because LAR admits columns of \mathbf{X} into an active set sequentially, this algorithm can be stopped in stages, resulting in a type of sparse estimator of β akin to the Lasso estimator or the forward stagewise regression estimator (Tibshirani, 1996, 2015). In fact, the LAR algorithm can be modified to return solutions of Lasso or forward stagewise regression estimators (Hastie et al., 2007; Tibshirani, 2013; Hesterberg et al., 2008), and this represents the context in which LAR has received most attention. Perhaps due to these connections with sparse estimators of β , literature on inference with LAR has largely viewed it as a model selection algorithm, focusing either on post-selective inference conditionally on the current active set

when LAR (or its Lasso modification) is stopped midway (Taylor et al., 2014; Lee et al., 2016) or on sequential inference, which aims to test, at each step, whether the current active set contains every important variable (Lockhart et al., 2014; Su, 2018; G’Sell et al., 2016).

In spite of these works, however, our understanding of the LAR algorithm itself has not improved much since the initial work of Efron et al. (2004), and texts have likewise noted that some main operating mechanics of LAR remain unclear (cf. Ch. 4.1, Ryan and Vardeman, 2025). Furthermore, beyond the perspective of a data algorithm, little has been known about inference on the quantities directly estimated by LAR over the past 20+ years, relating to how to possibly understand the output of LAR toward estimation of some larger truth in regression. For example, while LAR does indeed produce estimates of regression coefficients β , the algorithm itself is not actually prescribed in terms of such coefficients and instead outputs variable orderings combined with data-based “correlations.” It turns out that new explanations and inference are possible in the LAR framework, but require a different perspective and development for better insight into what LAR is mechanically doing and fundamentally estimating at each step of the algorithm. Namely, the output of the LAR algorithm applied to observed data \mathbf{y} can be conceptualized as a noisy estimate of the LAR algorithm applied to the unobservable response mean μ . A population view of LAR is introduced here and reveals that LAR aims simply to explain μ as a sum of contributions after orthogonally re-writing the regressor variables (i.e., a Gram-Schmidt orthogonalization of columns of \mathbf{X}), where the order of regressor variables is determined by a series of *step correlations* as the algorithm proceeds. Such correlations determine both the sequence and contribution size of variables toward explaining the true signal μ , and step correlations decrease so that only those variables with non-zero correlations are important for μ . The LAR algorithm applied to data \mathbf{y} can then be shown to estimate the population path of step correlations in a way that has useful interpretation and discernible properties for inference. We are not aware of any work that similarly targets such interpretation and inference with the direct output of LAR.

In Section 2, we present the details of the LAR sample algorithm as described in Efron et al. (2004), offer a revision to one key step to better clarify how LAR determines variable entrances, and then explain the notion of a prototypical LAR *population path* (i.e., $\text{Lar}(\mathbf{X}, \mu)$) as a target for inference. Section 3 reviews some known facts about LAR and then provides new results that advance insight about how LAR decomposes a response into a series of projections onto the column space of \mathbf{X} and how LAR chooses the order of variable entry. Section 4 then presents two main distributional results regarding LAR estimates, which establish the consistency and limit distributions from a LAR sample path (i.e., $\text{Lar}(\mathbf{X}, \mathbf{y})$) involving a noisy response \mathbf{y} . A formal way to estimate the termination point of LAR in practice is also introduced. Section 5 gives methods for making inferences on the LAR population path based on our distributional results. Specifically, we introduce a bootstrap procedure for constructing confidence intervals for the step correlations in the LAR population path as well as for the coefficients giving the contributions of each column of \mathbf{X} to the linear prediction at each path step. The bootstrap is useful as outputted LAR correlations from a sample can have complicated distributions to approximate (e.g., involving non-normal mixture distributions). Additionally, a naive implementation of bootstrap from standard regression can provably fail, while the proposed bootstrap is simple and theoretically valid. As numerical support, Section 6 presents a simulation study, while Section 7

presents real data analyses to illustrate LAR inference. Section 8 discusses some further technical details regarding LAR, in particular the notion of “midpath ties.” Section 9 then offers concluding discussion. Proofs of the main results appear in the Appendix.

For clarity in studying LAR and establishing estimation results, we use the same theoretical framework as in Efron et al. (2004)’s introduction of LAR, focusing primarily on the $p < n$ case, where p is the number of columns in \mathbf{X} and n the number of rows. This setting provides a non-trivial starting point for explaining mechanics and for developing statistical inference with LAR. Additionally, we formally establish bootstrap to help quantify uncertainty with LAR estimates, which is a challenging task. Even for the more commonly studied Lasso method in regression, which has the benefit of not involving a purely algorithmic description like LAR, bootstrap theory currently exists only for the $p < n$ case (Chatterjee and Lahiri, 2011; Giurcanu and Presnell, 2019). Our work, though, can provide groundwork for developments in the $p > n$ setting and for future investigations with LAR, including modifications.

2 The least angle regression (LAR) algorithm

For context, we first give an overview of the original LAR algorithm of Efron et al. (2004) as described for an $n \times 1$ response vector \mathbf{y} and an $n \times p$ matrix \mathbf{X} with columns denoting $p < n$ linearly independent regressor variables. Typically, the columns of \mathbf{X} are scaled to have unit norm, which we assume here too. The first steps of the LAR algorithm are roughly as follows. With an initialization $\hat{\mathbf{y}}_0 \equiv 0$, compute a vector of so-called “correlations” (technically dot-products here) as $\hat{\mathbf{c}}_1 \equiv \mathbf{X}^T(\mathbf{y} - \hat{\mathbf{y}}_0)$ and find the column (say \mathbf{x}_1) of \mathbf{X} with the greatest absolute correlation, say \hat{C}_1 . Define the 1st *active set* $\hat{\mathcal{A}}_1$ to be the index of this \mathbf{X} -column and let $\hat{\mathbf{a}}_1$ denote \mathbf{x}_1 upon signing this to have positive correlation with the residual $\mathbf{y} - \hat{\mathbf{y}}_0$. Next, create an updated prediction $\hat{\mathbf{y}}_1 \equiv \hat{\mathbf{y}}_0 + \hat{\gamma}_1 \hat{\mathbf{a}}_1$ by moving from $\hat{\mathbf{y}}_0$ in the direction of $\hat{\mathbf{a}}_1$ by the smallest positive amount, denoted by $\hat{\gamma}_1 > 0$, whereby another column of \mathbf{X} (say \mathbf{x}_2) has a correlation with the updated residual $\mathbf{y} - \hat{\mathbf{y}}_1$ which matches that of \mathbf{x}_1 with $\mathbf{y} - \hat{\mathbf{y}}_1$ in absolute value, say \hat{C}_2 . Then, the 2nd step active set $\hat{\mathcal{A}}_2$ corresponds to column indices of \mathbf{X} prescribing $\mathbf{x}_1, \mathbf{x}_2$ and we define $\hat{\mathbf{a}}_2$ to be a (unit) vector making equal angles with $\mathbf{x}_1, \mathbf{x}_2$ (after signing these to have positive correlation with $\mathbf{y} - \hat{\mathbf{y}}_1$). An updated prediction $\hat{\mathbf{y}}_2 \equiv \hat{\mathbf{y}}_1 + \hat{\gamma}_2 \hat{\mathbf{a}}_2$ follows by shifting $\hat{\mathbf{a}}_2$ by the smallest positive $\hat{\gamma}_2 > 0$, whereby a further column of \mathbf{X} (say \mathbf{x}_3) has a correlation with $\mathbf{y} - \hat{\mathbf{y}}_2$ equaling that of \mathbf{x}_1 (or \mathbf{x}_2) with $\mathbf{y} - \hat{\mathbf{y}}_1$ in absolute value, say \hat{C}_3 . The 3rd step active set $\hat{\mathcal{A}}_3$ corresponds to the column indices prescribing $\mathbf{x}_1, \mathbf{x}_2, \mathbf{x}_3$. In this fashion, the algorithm proceeds by updating predictions stepwise in a direction equi-angular to all currently “active” regression variables until another (i.e., non-active) variable becomes active through a matching residual correlation. The sequence of correlations \hat{C}_k also decreases to zero over increasing steps.

Algorithm 1 gives the complete details of the LAR algorithm as presented in Efron et al. (2004). For a generic vector \mathbf{z} , let $(\mathbf{z})_j$ denote its j th component in the following.

Algorithm 1 (Data-level Least Angle Regression, $\text{Lar}(\mathbf{X}, \mathbf{y})$, Efron et al. (2004))

Given an $n \times p$ matrix \mathbf{X} with linearly independent columns having unit norm and an $n \times 1$ response vector \mathbf{y} , initialize $\hat{\mathbf{y}}_0 \equiv \mathbf{0}$. Then update predictions from $\hat{\mathbf{y}}_{k-1}$ to $\hat{\mathbf{y}}_k$ as follows:

1. Define $\hat{C}_k \equiv \max\{|\hat{\mathbf{c}}_k)_j|\}$, where $\hat{\mathbf{c}}_k \equiv \mathbf{X}^T(\mathbf{y} - \hat{\mathbf{y}}_{k-1})$.

2. If $\hat{C}_k = 0$ then set $\hat{\mathbf{y}}_k = \hat{\mathbf{y}}_{k-1}$ and stop; otherwise continue.
3. Define the active set $\hat{\mathcal{A}}_k \equiv \{j : |(\hat{\mathbf{c}}_k)_j| = \hat{C}_k\}$.
4. Define $\hat{\mathbf{X}}_k \equiv [\text{sign}((\hat{\mathbf{c}}_k)_j)\mathbf{x}_j, j \in \hat{\mathcal{A}}_k]$ from signed active columns of \mathbf{X} .
5. Define equi-angular vector $\hat{\mathbf{a}}_k \equiv \hat{A}_k \hat{\mathbf{X}}_k (\hat{\mathbf{X}}_k^T \hat{\mathbf{X}}_k)^{-1} \mathbf{1}$ with angle $\hat{A}_k^{-2} \equiv \mathbf{1}^T (\hat{\mathbf{X}}_k^T \hat{\mathbf{X}}_k)^{-1} \mathbf{1}$, where $\mathbf{1}$ denotes a vector of ones.
6. If $|\hat{\mathcal{A}}_k| < p$, compute $\hat{\mathbf{w}}_k \equiv \mathbf{X}^T \hat{\mathbf{a}}_k$ and set

$$\hat{\gamma}_k \equiv \min_{j \notin \hat{\mathcal{A}}_k}^+ \left\{ \frac{\hat{C}_k - (\hat{\mathbf{c}}_k)_j}{\hat{A}_k - (\hat{\mathbf{w}}_k)_j}, \frac{\hat{C}_k + (\hat{\mathbf{c}}_k)_j}{\hat{A}_k + (\hat{\mathbf{w}}_k)_j} \right\}, \quad (1)$$

where $\min^+ \{\cdot, \cdot\}$ in (1) denotes a minimum taken only over positive arguments. Otherwise, if $|\hat{\mathcal{A}}_k| = p$, set $\hat{\gamma}_k \equiv \hat{C}_k / \hat{A}_k$.

7. Update $\hat{\mathbf{y}}_k \equiv \hat{\mathbf{y}}_{k-1} + \hat{\gamma}_k \hat{\mathbf{a}}_k$.

The values \hat{C}_k above, which we will call *step correlations*, represent the maximal absolute dot-products between the columns of \mathbf{X} and the residual vectors $\hat{\mathbf{y}} - \hat{\mathbf{y}}_{k-1}$ at stage $k \leq p$ in the algorithm. Strictly speaking, the \hat{C}_k are not quite correlations, as these are not scaled to lie in the interval $[-1, 1]$, but we still refer to these as correlations in the tradition of Efron et al. (2004). Such correlations determine which columns of \mathbf{X} enter the *active set* $\hat{\mathcal{A}}_k$ on each step of the LAR algorithm, where the active set again denotes the particular (signed) columns $\hat{\mathbf{X}}_k$ of \mathbf{X} contributing to an updated predictor $\hat{\mathbf{y}}_k$. This updating involves computation of a *weight factor* $\hat{\gamma}_k > 0$ as well as a so-called *equi-angular vector* $\hat{\mathbf{a}}_k$, where $\hat{\mathbf{a}}_k$ has unit-norm and makes equal angles $\hat{\mathbf{X}}_k^T \hat{\mathbf{a}}_k = \hat{A}_k \mathbf{1}$ with every column of $\hat{\mathbf{X}}_k$ at step k . We will refer to the terms \hat{A}_k as *angles* in the fashion of Efron et al. (2004), though each \hat{A}_k is technically the cosine of the angle between $\hat{\mathbf{a}}_k$ and any column of $\hat{\mathbf{X}}_k$. If all variables become active $|\hat{\mathcal{A}}_k| = p$, LAR is designed to return the standard least squares estimator of \mathbf{y} (cf. Efron et al. (2004)). Note that we assume $p < n$, though one can replace p with $\min\{p, n-1\}$ in line 6 of Algorithm 1 to accommodate the possibility of $p > n$, where “ $n-1$ ” comes from the assumption that \mathbf{y} as well as the columns of \mathbf{X} have been centered to have mean zero (whereupon only $n-1$ columns of \mathbf{X} are needed to reconstruct \mathbf{y}). Such centering, though conventional, is not necessary to our results. Other related descriptions of the LAR algorithm appear in Khan et al. (2007) and Taylor et al. (2014).

As a first result, we make a revision to the standard computation of weight $\hat{\gamma}_k$ from (1) in the algorithm which will later be useful in proving our results. In particular, the updated expression for $\hat{\gamma}_k$ clarifies exactly how variables must be signed to enter LAR active sets.

Lemma 2 A definition of $\hat{\gamma}_k$ equivalent to (1) is $\hat{\gamma}_k = \min_{j \notin \hat{\mathcal{A}}_k} \{\hat{\gamma}_{k,j}\}$, where

$$\hat{\gamma}_{k,j} \equiv \frac{\hat{C}_k - (\hat{\mathbf{c}}_k)_j \hat{r}_{k,j}}{\hat{A}_k - (\hat{\mathbf{w}}_k)_j \hat{r}_{k,j}} > 0, \quad \hat{r}_{k,j} \equiv \text{sign} \left((\hat{\mathbf{c}}_k)_j - \frac{\hat{C}_k}{\hat{A}_k} (\hat{\mathbf{w}}_k)_j \right). \quad (2)$$

We will be interested in studying how the data-level version of $\text{Lar}(\mathbf{X}, \mathbf{y})$, as outlined in Algorithm 1 based on a design matrix \mathbf{X} and a sample response vector \mathbf{y} , has a *population-level* counterpart of LAR as applied to a design matrix \mathbf{X} and a mean response vector $\boldsymbol{\mu}$. Algorithm 3 describes this population rendition of LAR (say $\text{Lar}(\mathbf{X}, \boldsymbol{\mu})$), which aims to re-write the population mean response $\boldsymbol{\mu}$ through a series of step-wise linear updates (say $\boldsymbol{\mu}_k$) from regressors in the design matrix \mathbf{X} ; this algorithm likewise implements an analog of (2) for simplifying population-level expressions of weighting factors.

Algorithm 3 (Population-Level Least Angle Regression, $\text{Lar}(\mathbf{X}, \boldsymbol{\mu})$) *Given an $n \times p$ matrix \mathbf{X} with columns having unit norm and an $n \times 1$ response vector $\boldsymbol{\mu}$, initialize $\boldsymbol{\mu}_0 \equiv \mathbf{0}$. Then update approximations from $\boldsymbol{\mu}_{k-1}$ to $\boldsymbol{\mu}_k$ as follows:*

1. Define $C_k \equiv \max\{ |(\mathbf{c}_k)_j| \}$, where $\mathbf{c}_k \equiv \mathbf{X}^T(\boldsymbol{\mu} - \boldsymbol{\mu}_{k-1})$.
2. If $C_k = 0$ then set $\boldsymbol{\mu}_k = \boldsymbol{\mu}_{k-1}$ and stop; otherwise continue.
3. Define the active set $\mathcal{A}_k \equiv \{j : |(\mathbf{c}_k)_j| = C_k\}$.
4. Define $\mathbf{X}_k \equiv [\text{sign}((\mathbf{c}_k)_j)\mathbf{x}_j, j \in \mathcal{A}_k]$ from signed active columns of \mathbf{X} .
5. Define equi-angular vector $\mathbf{a}_k \equiv A_k \mathbf{X}_k (\mathbf{X}_k^T \mathbf{X}_k)^{-1} \mathbf{1}$ with angle $A_k^{-2} \equiv \mathbf{1}^T (\mathbf{X}_k^T \mathbf{X}_k)^{-1} \mathbf{1}$, where $\mathbf{1}$ denotes a vector of ones.
6. If $|\mathcal{A}_k| < p$, compute $\mathbf{w}_k \equiv \mathbf{X}^T \mathbf{a}_k$ and set $\gamma_k \equiv \min_{j \notin \mathcal{A}_k} \{\gamma_{k,j}\}$, where
$$\gamma_{k,j} = \frac{C_k - (\mathbf{c}_k)_j r_{k,j}}{A_k - (\mathbf{w}_k)_j r_{k,j}} > 0, \quad r_{k,j} \equiv \text{sign} \left((\mathbf{c}_k)_j - \frac{C_k}{A_k} (\mathbf{w}_k)_j \right). \quad (3)$$
- Otherwise, if $|\mathcal{A}_k| = p$, set $\gamma_k \equiv C_k/A_k$.
7. Update $\boldsymbol{\mu}_k = \boldsymbol{\mu}_{k-1} + \gamma_k \mathbf{a}_k$.

Algorithm 3 matches the original formulation of LAR described in Algorithm 1 when applied to a response mean $\boldsymbol{\mu}$ in place of the response vector \mathbf{y} . For simplicity, we will refer to the output of $\text{Lar}(\mathbf{X}, \boldsymbol{\mu})$ as the *population path* and to that of $\text{Lar}(\mathbf{X}, \mathbf{y})$ as the *sample path*. To develop some properties regarding the LAR population path in Section 3, it will be useful to first define how one might expect output from $\text{Lar}(\mathbf{X}, \boldsymbol{\mu})$ to standardly look.

Definition 4 *A so-called prototypical population path involves a sequence of columns of \mathbf{X} , say j_1, \dots, j_m , that enter the active set of $\text{Lar}(\mathbf{X}, \boldsymbol{\mu})$ in a one-by-one consecutive fashion on steps $1, \dots, m$, respectively, for some $m \leq p$, with corresponding step correlations such that $C_1 > \dots > C_m > C_{m+1} = 0$ holds in Algorithm 3.*

Note that, while the LAR data Algorithm 1 and its population counterpart in Algorithm 3 potentially allow for multiple regressor variables to enter on a single step, this situation can be somewhat pathological as a starting point and, in fact, the original LAR algorithm is arguably not intended for such cases; we explain this further in Section 8. Instead, Definition 4 simply outlines a common or plausible outcome for population path $\text{Lar}(\mathbf{X}, \boldsymbol{\mu})$, where only one variable enters on each algorithmic step of Algorithm 3, and this

feature matches how the data-based LAR sample path typically proceeds in Algorithm 1 (i.e., with probability 1 for continuous response). However, while the LAR sample path $\text{Lar}(\mathbf{X}, \mathbf{y})$ standardly ends only after including all p variables, this aspect may *not* hold in the LAR population path, as reflected in that Definition 4 allows $\text{Lar}(\mathbf{X}, \boldsymbol{\mu})$ to terminate at m steps which may involve fewer variables than the number p of columns in \mathbf{X} . When $m < p$ holds in Definition 4, it follows necessarily that $C_{m+1} = 0$ at step $(m + 1)$ and this feature essentially implies that only m (and not all p) variables are needed to explain the response mean $\boldsymbol{\mu}$; see also Lemma 8 to follow.

3 Understanding least angle regression

This section presents some new findings in order to provide deeper insights about how LAR operates as well as to set the stage for inference with LAR, which will be the focus of Sections 4 and 5. We present results here for a prototypical population path $\text{Lar}(\mathbf{X}, \boldsymbol{\mu})$ (i.e., Definition 4), though analogous findings may be expressed for the sample path $\text{Lar}(\mathbf{X}, \mathbf{y})$ (cf. Remark 12). For context in framing the new results to follow, Proposition 5 first reviews some known properties of LAR as established by Efron et al. (2004) (though the latter technically considers sample paths, not population paths). In the following, let \mathbf{P}_k denote the orthogonal projection onto the column space of \mathbf{X}_k , where the latter denotes the matrix of (signed) regressor variables in the active set at step k of $\text{Lar}(\mathbf{X}, \boldsymbol{\mu})$.

Proposition 5 *For each step k in Algorithm 3, it holds that (i) $j \in \mathcal{A}_k$ implies $j \in \mathcal{A}_{k+1}$; (ii) $\mathbf{X}_k^T(\boldsymbol{\mu} - \boldsymbol{\mu}_{k-1}) = C_k \mathbf{1}$, (iii) $C_{k+1} = C_k - \gamma_k A_k$; and (iv)*

$$\mathbf{P}_k \boldsymbol{\mu} = \boldsymbol{\mu}_{k-1} + \frac{C_k}{A_k} \mathbf{a}_k. \quad (4)$$

Proposition 5(i) says that a column of \mathbf{X} in the active set at step k will stay in active sets for remaining LAR steps, which comports with the structure of population paths in Definition 4. Proposition 5(ii) re-states that all signed columns of \mathbf{X} in the k th active set (given by \mathbf{X}_k) must have a common positive correlation with the $k - 1$ step residual $\boldsymbol{\mu} - \boldsymbol{\mu}_{k-1}$; the signs of active variables will also not change over steps (cf. Lemma 6). Proposition 5(iii) provides a relation between the absolute correlations C_k and C_{k+1} across sequential LAR steps. As discussed in Efron et al. (2004), Proposition 5(iv) says that $\boldsymbol{\mu}_{k-1}$ would be updated to the projection of $\boldsymbol{\mu}$ onto the column space of \mathbf{X}_k if employing a weight $\gamma_k = C_k/A_k$ in Step 6 of Algorithm 3, though typically $\gamma_k < C_k/A_k$ will hold instead.

Note that Proposition 5 does not provide explicit forms for important quantities like population correlations C_k or step approximations $\boldsymbol{\mu}_k$. To establish these, we first state a new result in Lemma 6 concerning the computation of equi-angular vectors and angles in $\text{Lar}(\mathbf{X}, \boldsymbol{\mu})$. For clarity, in a prototypical population path, we note that a single column j_k of \mathbf{X} (denoted as \mathbf{x}_{j_k} , say) enters the active set on step k with some sign, say $s_k \equiv \text{sign}(\mathbf{x}_{j_k}^T(\boldsymbol{\mu} - \boldsymbol{\mu}_{k-1}))$. Now, for each step $k = 1, \dots, m$, define $\mathbf{I} \equiv \mathbf{I}_n$ as an $n \times n$ identity matrix and let

$$\mathbf{e}_k \equiv (\mathbf{I} - \mathbf{P}_{k-1})\mathbf{x}_{j_k} \quad (5)$$

denote the residual/innovation of the new variable \mathbf{x}_{j_k} at step k after removing the linear effect $\mathbf{P}_{k-1}\mathbf{x}_{j_k}$ of variables active at the previous step $k - 1$, where \mathbf{P}_{k-1} is the projection

matrix for the column space of \mathbf{X}_{k-1} ; above, we set \mathbf{P}_0 to be a zero matrix and note that innovations \mathbf{e}_k are orthogonal ($\mathbf{e}_k^T \mathbf{e}_j = 0$ for $k \neq j$). We then have the following result.

Lemma 6 *At each step $k = 1, \dots, m$ in a prototypical population path $\text{Lar}(\mathbf{X}, \boldsymbol{\mu})$, (i) the sign s_k of the column (i.e., j_k) of \mathbf{X} entering on step k satisfies*

$$s_k = \text{sign}\left(\mathbf{x}_{j_k}^T (\boldsymbol{\mu} - \boldsymbol{\mu}_{k'})\right) \in \{-1, 1\} \quad \text{for each } k' = k-1, \dots, m-1$$

while $\mathbf{x}_{j_k}^T (\boldsymbol{\mu} - \boldsymbol{\mu}_m) = 0$.

(ii) the equi-angular vector \mathbf{a}_k at step k satisfies

$$\frac{1}{A_k} \mathbf{a}_k - \frac{1}{A_{k-1}} \mathbf{a}_{k-1} = u_k s_k \mathbf{e}_k \quad (6)$$

with an innovation vector \mathbf{e}_k from (5) and scaling $u_k \equiv (\mathbf{e}_k^T \mathbf{e}_k)^{-1} (1 - s_k \mathbf{x}_{j_k}^T \mathbf{a}_{k-1} / A_{k-1}) > 0$.

(iii) the angle A_k at step k satisfies

$$\frac{1}{A_k^2} - \frac{1}{A_{k-1}^2} = u_k^2 \mathbf{e}_k^T \mathbf{e}_k = (1 - s_k \mathbf{x}_{j_k}^T \mathbf{a}_{k-1} / A_{k-1})^2 / \mathbf{e}_k^T \mathbf{e}_k, \quad (7)$$

where we define $A_0 \equiv \infty$ and $\mathbf{a}_0 \equiv \mathbf{0}$ above.

Up until the LAR algorithm concludes, Lemma 6(i) says that signs of active variables cannot change, while Lemma 6(iii) implies angles A_k must decrease over steps; both notions appear in Efron et al. (2004), though without proof. Most importantly, though, Lemma 6(ii)-(iii) states exactly how the addition of a new variable \mathbf{x}_{j_k} on a step k impacts the computation of the step- k equi-angular vector \mathbf{a}_k relative to the previous equi-angular vector \mathbf{a}_{k-1} involving variables prior to the inclusion of \mathbf{x}_{j_k} : essentially, \mathbf{a}_k updates \mathbf{a}_{k-1} by a vector $\mathbf{e}_k \equiv (\mathbf{I} - \mathbf{P}_{k-1}) \mathbf{x}_{j_k}$ that specifically accounts for the linear contribution of a newly active variable \mathbf{x}_{j_k} after removing the linear effects $(\mathbf{I} - \mathbf{P}_{k-1})$ of earlier active variables. This aspect is useful towards better explaining LAR because the algorithmic output $\boldsymbol{\mu}_k \equiv \boldsymbol{\mu}_{k-1} + \gamma_k \mathbf{a}_k$ on step k can be understood as incorporating new variable information only through an innovation \mathbf{e}_k in \mathbf{a}_k that is orthogonal to all variables used in previous equi-angular vectors \mathbf{a}_{k-1} and step approximations $\boldsymbol{\mu}_{k-1}$ (i.e., $\mathbf{e}_k^T (\boldsymbol{\mu}_k - \gamma_k \mathbf{a}_k) = 0$). This feature also leads to new and meaningful closed forms for the step correlations C_k given next.

Lemma 7 *At each step $k = 1, \dots, m$ in a prototypical population path $\text{Lar}(\mathbf{X}, \boldsymbol{\mu})$, the step correlation C_k has form*

$$C_k = \left(\frac{1}{A_k^2} - \frac{1}{A_{k-1}^2} \right)^{-1} \left(\frac{1}{A_k} \mathbf{a}_k - \frac{1}{A_{k-1}} \mathbf{a}_{k-1} \right)^T \boldsymbol{\mu} = \frac{s_k \mathbf{e}_k^T \boldsymbol{\mu}}{(1 - s_k \mathbf{x}_{j_k}^T \mathbf{a}_{k-1} / A_{k-1})}, \quad (8)$$

with $(1 - s_k \mathbf{x}_{j_k}^T \mathbf{a}_{k-1} / A_{k-1}) > 0$, and also satisfies

$$C_k \left(\frac{1}{A_k} \mathbf{a}_k - \frac{1}{A_{k-1}} \mathbf{a}_{k-1} \right) = \mathbf{P}_{\mathbf{e}_k} \boldsymbol{\mu}, \quad (9)$$

with $\mathbf{P}_{\mathbf{e}_k} \equiv \mathbf{e}_k (\mathbf{e}_k^T \mathbf{e}_k)^{-1} \mathbf{e}_k^T = \mathbf{P}_k - \mathbf{P}_{k-1}$ as the projection matrix defined by \mathbf{e}_k in (5).

Lemma 7 shows that the correlation C_k at step k involves a dot product between the response mean $\boldsymbol{\mu}$ and the linear innovation $\mathbf{e}_k \equiv (\mathbf{I} - \mathbf{P}_{k-1})\mathbf{x}_{j_k}$ with certain scaling. This scaling is such that, when connected to the step- k update of the equi-angular vector \mathbf{a}_k based on $(\mathbf{a}_k/A_k - \mathbf{a}_{k-1}/A_{k-1}) \propto \mathbf{e}_k$ from Lemma 6, the combination $C_k(\mathbf{a}_k/A_k - \mathbf{a}_{k-1}/A_{k-1})$ is exactly an orthogonal contribution $\mathbf{P}_{\mathbf{e}_k}\boldsymbol{\mu} = (\mathbf{P}_k - \mathbf{P}_{k-1})\boldsymbol{\mu}$, representing how much a newly active variable \mathbf{x}_{j_k} on step k can additionally explain of the response mean $\boldsymbol{\mu}$ after removing the linear effects of all previous variables in the active set. Putting Lemmas 6 and 7 together, the LAR population path is now seen to build step approximations purely through such correlations C_k and linear innovations. Further, we can view the LAR population algorithm as attempting to summarize the response mean $\boldsymbol{\mu}$ through a type of Gram-Schmidt orthogonalization of columns in \mathbf{X} , as stated in the following result.

Lemma 8 *At each step $k = 1, \dots, m$ in a prototypical population path $\text{Lar}(\mathbf{X}, \boldsymbol{\mu})$, the step approximation $\boldsymbol{\mu}_k \equiv \sum_{j=1}^k \gamma_j \mathbf{a}_j$ of the response mean $\boldsymbol{\mu}$ satisfies*

$$\boldsymbol{\mu}_k = \sum_{j=1}^k (C_j - C_{k+1}) \left(\frac{1}{A_j} \mathbf{a}_j - \frac{1}{A_{j-1}} \mathbf{a}_{j-1} \right) = \sum_{j=1}^k \mathbf{P}_{\mathbf{e}_j} \boldsymbol{\mu} - \frac{C_{k+1}}{A_k} \mathbf{a}_k, \quad (10)$$

where $\sum_{j=1}^k \mathbf{P}_{\mathbf{e}_j} \boldsymbol{\mu} = \mathbf{P}_k \boldsymbol{\mu}$ is the orthogonal projection of $\boldsymbol{\mu}$ onto the column space of \mathbf{X}_k and where $\mathbf{a}_k/A_k = \sum_{j=1}^k s_j u_j \mathbf{e}_j$ may also be re-expressed through innovations \mathbf{e}_j using (6). Further, $C_{m+1} = 0$ and $\boldsymbol{\mu}_m$ is the orthogonal projection of $\boldsymbol{\mu}$ onto the column space of \mathbf{X} .

In other words, Lemma 8 shows that the LAR population path $\text{Lar}(\mathbf{X}, \boldsymbol{\mu})$ tries to explain $\boldsymbol{\mu}$ through a sequence of linearly orthogonal contributions $\mathbf{P}_{\mathbf{e}_1} \boldsymbol{\mu}, \mathbf{P}_{\mathbf{e}_2} \boldsymbol{\mu}, \dots, \mathbf{P}_{\mathbf{e}_m} \boldsymbol{\mu}$ defined by a Gram-Schmidt orthogonalization $\mathbf{e}_k \equiv (\mathbf{I} - \mathbf{P}_{k-1})\mathbf{x}_{j_k}$, $k = 1, \dots, m$, of the variable sequence $\mathbf{x}_{j_1}, \dots, \mathbf{x}_{j_m}$ given in the population path $\text{Lar}(\mathbf{X}, \boldsymbol{\mu})$. Because correlation parameters $C_k \downarrow$ decrease as $k \uparrow$, the step approximations $\boldsymbol{\mu}_k$ more closely resemble linear projections $\mathbf{P}_k \boldsymbol{\mu}$ as steps k increase. If the LAR population path $\text{Lar}(\mathbf{X}, \boldsymbol{\mu})$ stops after m steps, the resulting step approximation $\boldsymbol{\mu}_m = \mathbf{P}_m \boldsymbol{\mu}$ is simply the linear projection of $\boldsymbol{\mu}$ onto the space spanned by the m active variables $\mathbf{x}_{j_1}, \dots, \mathbf{x}_{j_m}$; when m is less than the number p of columns in \mathbf{X} , then a stoppage of LAR entails that only the m active variables are needed to write the projection of the response mean $\boldsymbol{\mu}$ onto all columns of \mathbf{X} . Lemma 8 is also a completely different result from $\boldsymbol{\mu}_k + (C_{k+1}/A_{k+1})\mathbf{a}_{k+1} = \mathbf{P}_{k+1} \boldsymbol{\mu}$ given in Proposition 5(iv), where the latter explains a step approximation $\boldsymbol{\mu}_k$ through future variables using $\mathbf{a}_{k+1}, A_{k+1}, \mathbf{P}_{k+1}$ rather than through current variables using $\mathbf{a}_k, A_k, \mathbf{P}_k (= \sum_{j=1}^k \mathbf{P}_{\mathbf{e}_j})$ as in the former result.

Lastly in this section, Lemma 9 plays a further role in advancing the interpretation of step correlations C_k . Below, \mathbf{a}_0 and \mathbf{P}_0 denote a vector and matrix of zeros, with $A_0 \equiv \infty$.

Lemma 9 *At each step $k = 1, \dots, m$ in a prototypical population path $\text{Lar}(\mathbf{X}, \boldsymbol{\mu})$, (i) for any column $j \notin \mathcal{A}_k$ of \mathbf{X} , it holds in Algorithm 3 that*

$$(\mathbf{c}_k)_j - \frac{C_k}{A_k} (\mathbf{w}_k)_j = \mathbf{x}_j^T (\mathbf{I} - \mathbf{P}_k) \boldsymbol{\mu} \quad (11)$$

and that $A_k > (\mathbf{w}_k)_j r_{k,j} \equiv \mathbf{x}_j^T \mathbf{a}_k r_{k,j}$ with $r_{k,j} = \text{sign}(\mathbf{x}_j^T (\mathbf{I} - \mathbf{P}_k) \boldsymbol{\mu})$ as in (3).

(ii) in (6.) of Algorithm 3, a column j_k enters the active set on step k if j_k maximizes

$$C_{k,j} \equiv \frac{|\mathbf{x}_j^T (\mathbf{I} - \mathbf{P}_{k-1}) \boldsymbol{\mu}|}{1 - r_{k-1,j} \mathbf{x}_j^T \mathbf{a}_{k-1} / A_{k-1}} \geq 0 \quad (12)$$

over $j \in \{1, \dots, p\} \setminus \mathcal{A}_{k-1}$, noting that $r_{k-1,j} = \text{sign}(\mathbf{x}_j^T(\mathbf{I} - \mathbf{P}_{k-1})\boldsymbol{\mu})$ holds as well as $1 > r_{k-1,j}\mathbf{x}_j^T\mathbf{a}_{k-1}/A_{k-1}$.

(iii) the correlation C_k at step k further satisfies

$$C_k = C_{k,j_k} = \max_{j \notin \mathcal{A}_{k-1}} C_{k,j} > 0,$$

while the sign s_k satisfies $s_k = r_{k-1,j_k}$.

Lemma 9 offers a new perspective about how the *ordering* of variables/correlations is determined across LAR steps, which can be explained as follows. Lemmas 9(i)-(ii) are clarifying relations about the part (3) of the LAR population Algorithm 3, which determines how one update step ends and the next begins. Essentially, how the algorithm ends at a step $k-1$ (i.e., based on a current active set \mathcal{A}_{k-1} , projection matrix \mathbf{P}_{k-1} , and equi-angular vector \mathbf{a}_{k-1} and angle A_{k-1}) determines which variable j_k enters the active set \mathcal{A}_k on step k . In particular, Lemma 9(ii) re-writes the Algorithm 3 criterion (3) to show that a non-active variable $j \in \{1, \dots, p\} \setminus \mathcal{A}_{k-1}$ at step $k-1$ competing to enter the active set \mathcal{A}_k on step k must maximize the nonnegative criterion $C_{k,j}$ in (12), or equivalently, its square $C_{k,j}^2$. Using Lemma 6 with Lemma 9(ii), we can view this square as

$$C_{k,j}^2 = \frac{\text{SS}_{k,j}}{A_{j,k}^{-2} - A_{k-1}^{-2}}, \quad (13)$$

where $\text{SS}_{k,j} \equiv [\mathbf{x}_j^T(\mathbf{I} - \mathbf{P}_{k-1})\boldsymbol{\mu}]^2 / \mathbf{x}_j^T(\mathbf{I} - \mathbf{P}_{k-1})\mathbf{x}_j$ is the sequential sum of squares (SS) for how much of the response mean $\boldsymbol{\mu}$ can be explained by a linear relationship with variable \mathbf{x}_j after accounting for those variables active at step $k-1$, and $A_{j,k}$ denotes what angle would arise at step k if variable \mathbf{x}_j were to be admitted into the active set \mathcal{A}_k and used to produce the step- k equi-angular vector \mathbf{a}_k and angle A_k via the recursions in Lemma 6(ii)-(iii); refer to Remark 10 for details on how computation of $A_{j,k}$ requires signing variable \mathbf{x}_j with a sign $r_{k-1,j}$. From (13), we can see that, when choosing the next variable to enter, LAR does not simply consider the variable with the largest SS as greedy selection would prescribe, but rather LAR seeks a variable that maximizes SS (i.e., the numerator of (13)) relative to how an equi-angle would update (i.e., the denominator of (13)). Namely, variable \mathbf{x}_j is a strong candidate for entry on step k if the correlation between $\boldsymbol{\mu}$ and $(\mathbf{I} - \mathbf{P}_{k-1})\mathbf{x}_j$ is large and if the entrance of \mathbf{x}_j with sign $r_{k-1,j}$ would produce a small change in the angle A_{k-1} to a next angle A_k .

Remark 10 Lemma 9 and (13) entail that a variable \mathbf{x}_j must be signed $r_{k-1,j}$ such that $1 > r_{k-1,j}\mathbf{x}_j^T\mathbf{a}_{k-1}/A_{k-1}$ holds in (12). This ensures that if a signed variable \mathbf{x}_j is included in the active set \mathcal{A}_k at step k to update the equi-angular vector \mathbf{a}_k and angle A_k , then the vector \mathbf{a}_k/A_k at step k will differ from the previous vector \mathbf{a}_{k-1}/A_{k-1} . That is, the LAR algorithm forces equi-angular vectors to change across steps, as also entailed by Lemma 6 and the correlation expressions of Lemma 7 (i.e., where the entering variable j_k on step k satisfies $1 > s_k\mathbf{x}_{j_k}^T\mathbf{a}_{k-1}/A_{k-1}$ in those results and in Lemma 9(iii)). To appreciate how LAR can change equi-angular vectors/angles across steps, consider a case where some variable index $j \notin \mathcal{A}_{k-1}$ is not active at step $k-1$ (so that $|(\mathbf{c}_{k-1})_j| < C_{k-1}$) but is already equiangular to \mathbf{a}_{k-1} at step $k-1$ (so that $(\mathbf{w}_{k-1})_j \equiv \mathbf{x}_j^T\mathbf{a}_{k-1} = A_{k-1}$); this implies that $r_{k-1,j} =$

$\text{sign}((\mathbf{c}_{k-1})_j - C_{k-1}(\mathbf{w}_{k-1})_j/A_{k-1}) = -1$ in (3) of Algorithm 3 or in Lemma 9, so that the LAR algorithm would flip the sign of \mathbf{x}_j before considering this variable for possible entry at step k in order to force a subsequent equi-angular vector \mathbf{a}_k and angle A_k to change.

Remark 11 Efron et al. (2004) developed a notion of degrees of freedom (df), or model complexity, for LAR sample paths based on a covariance study, suggesting df k in LAR sample paths should equate to the number k of steps. Lemma 8 suggests a related possible notion of df for the LAR population path, when df is standardly measured by the size/trace of a linear combination. That is, the step- k approximation $\boldsymbol{\mu}_k$ emerges as a linear combination $\boldsymbol{\mu}_k = \mathbf{M}_k \boldsymbol{\mu}$ of the response mean $\boldsymbol{\mu}$, where the matrix $\mathbf{M}_k \equiv \mathbf{P}_k + \mathbf{a}_k \mathbf{e}_{k+1}^T c$ has a form by (8)-(10) (for some constant c) such that

$$\text{trace}(\mathbf{M}_k) = \text{trace}(\mathbf{P}_k) + \mathbf{e}_{k+1}^T \mathbf{a}_k c = k$$

holds, using that \mathbf{P}_k is a projection matrix based on the first k variables in the LAR population path so that $\text{trace}(\mathbf{P}_k) = k$, and that the vector \mathbf{a}_k is a linear combination of these variables whereby the $k+1$ step innovation vector $\mathbf{e}_{k+1} \equiv (\mathbf{I} - \mathbf{P}_k)\mathbf{x}_{j_{k+1}}$ from (5) is orthogonal to $\mathbf{a}_k = \mathbf{P}_k \mathbf{a}_k$, i.e., so $\text{trace}(\mathbf{a}_k \mathbf{e}_{k+1}^T) = \mathbf{e}_{k+1}^T \mathbf{a}_k = 0$ follows in $\text{trace}(\mathbf{M}_k)$.

Remark 12 While results in this section were prescribed for the LAR population path $\text{Lar}(\mathbf{X}, \boldsymbol{\mu})$ as the output of Algorithm 3, the same results also hold for the LAR sample path $\text{Lar}(\mathbf{X}, \mathbf{y})$ as the output of Algorithm 1 upon a notational change of adding “hats” ($\hat{\cdot}$) to quantities and replacing “ $\boldsymbol{\mu}$ ” with “ \mathbf{y} .” As explained at the end of Section 2, however, the LAR sample path will typically terminate only after p steps with $p < n$ columns of \mathbf{X} .

4 Estimation properties of the LAR sample path

The previous section showed that the LAR population path $\text{Lar}(\mathbf{X}, \boldsymbol{\mu})$ produces sequences of variable indices j_1, \dots, j_m , variable signs s_1, \dots, s_k , and positive step correlations $C_1 > \dots > C_m$ for explaining a response mean $\boldsymbol{\mu}$ (cf. Lemmas 6-9). We next consider inference about these LAR population quantities based on the LAR sample version $\text{Lar}(\mathbf{X}, \mathbf{y})$. In particular, several large-sample properties for LAR estimation can be established under some typical linear regression assumptions:

Assumption 13 Suppose:

(R1) For each $n \geq 1$, $\mathbf{y}_n = \mathbf{X}_n \boldsymbol{\beta} + \boldsymbol{\varepsilon}_n$, where $\mathbf{X}_n = [\mathbf{x}_{n1} \dots \mathbf{x}_{np}]$ is an $n \times p$ design matrix with rank p , $\boldsymbol{\beta}$ is a fixed vector in \mathbb{R}^p , and $\boldsymbol{\varepsilon}_n$ is a vector of error terms such that $\mathbb{E}(\boldsymbol{\varepsilon}_n) = \mathbf{0}$ and $\text{Var}(\boldsymbol{\varepsilon}_n) = \sigma^2 \mathbf{I}_n$ for $\sigma^2 > 0$.

(R2) as $n \rightarrow \infty$, $n^{-1} \mathbf{X}_n^T \mathbf{X}_n \rightarrow \boldsymbol{\Sigma}$ as $n \rightarrow \infty$, where $\boldsymbol{\Sigma}$ is positive definite.

(R3) $n^{-1/2} \mathbf{X}_n^T \boldsymbol{\varepsilon}_n \xrightarrow{d} \mathcal{N}(\mathbf{0}, \boldsymbol{\Sigma} \sigma^2)$ (i.e., scaled error vectors have a normal limit) and $n^{-1} \boldsymbol{\varepsilon}_n^T \boldsymbol{\varepsilon}_n \xrightarrow{p} \sigma^2$ (i.e., the average of squared error terms converges in probability to σ^2) as $n \rightarrow \infty$.

(R4) The normalized design matrix \mathbf{X} , the noisy response \mathbf{y} , and the noiseless response $\boldsymbol{\mu}$ are obtained as $\mathbf{X} = \mathbf{X}_n \text{diag}(\|\mathbf{x}_{n1}\|^{-1}, \dots, \|\mathbf{x}_{np}\|^{-1})$, $\mathbf{y} = n^{-1/2} \mathbf{y}_n$, and $\boldsymbol{\mu} = n^{-1/2} \mathbf{X}_n \boldsymbol{\beta}$.

In Assumption 13, \mathbf{X}_n and \mathbf{y}_n represent the observed or “raw” design matrix and response vector, whereas \mathbf{X} and \mathbf{y} represent rescaled versions of these to be used as inputs in the LAR algorithm. Such rescalings in (R4) ensure that estimated step correlations \hat{C}_k from $\text{Lar}(\mathbf{X}, \mathbf{y})$ (i.e., Algorithm 1) and their population path counterparts C_k from $\text{Lar}(\mathbf{X}, \boldsymbol{\mu})$ (i.e., Algorithm 3) do not diverge as $n \rightarrow \infty$ and that estimates \hat{C}_k will have standard $1/\sqrt{n}$ convergence rates; in other words, under (R4), we may write $\mathbf{y} = \boldsymbol{\mu} + \boldsymbol{\varepsilon}$, where $\boldsymbol{\varepsilon} \equiv n^{-1/2}\boldsymbol{\varepsilon}_n$ and $\boldsymbol{\mu}$ have stable norms as $n \rightarrow \infty$. The conditions in Assumption 13 are common to asymptotic developments for standard linear regression (cf. Freedman (1981); Lai et al. (1979)), and do not technically require model errors to be independent.

4.1 Consistency of the LAR sample path

Our first main result gives conditions under which the LAR sample path is consistent for the LAR population path. Recall that, in a prototypical population path (Definition 4), a sequence of columns j_1, \dots, j_m of \mathbf{X} enter the active set one-by-one on steps $1, \dots, m$ (i.e., $\mathcal{A}_k \setminus \mathcal{A}_{k-1} = \{j_k\}$ over each $k = 1, \dots, m$ for $m \leq p$) with corresponding step correlations $C_1 > \dots > C_m > C_{m+1} = 0$ and corresponding signs $s_1, \dots, s_m \in \{\pm 1\}$; those variables which do not enter before the population path concludes on step m make no contribution toward explaining the response $\boldsymbol{\mu}$. Note that, while the population path may terminate after m steps for some given $m \leq p$, the sample path will standardly complete exactly p steps before terminating, yielding p estimated correlations $\hat{C}_1 > \dots > \hat{C}_p > \hat{C}_{p+1} = 0$. Despite such differences, the LAR sample path can capture the population version, as seen next. In particular, as the sample size n grows, Theorem 14 states that the LAR sample path will produce the following: (i) a sequence of estimated active sets $\hat{\mathcal{A}}_k$ as well as the variable signings that correctly match the population versions \mathcal{A}_k for $k \leq m$; (ii) estimated step correlations \hat{C}_k that converge in probability to their non-zero population counterparts C_k for $k \leq m$, (iii) vectors of estimated correlations $\hat{\mathbf{c}}_k \equiv \mathbf{X}^T(\mathbf{y} - \hat{\mathbf{y}}_{k-1})$ that also converge more generally to counterparts $\mathbf{c}_k \equiv \mathbf{X}^T(\boldsymbol{\mu} - \boldsymbol{\mu}_{k-1})$ on each step $k \leq m$, and (iv) estimated step correlations \hat{C}_k that converge in probability to zero for any $m < k \leq p$, indicating that such sample correlations are correctly estimating population counterparts in such cases (i.e., $C_k = 0$ for $k > m$).

Theorem 14 (Consistency of $\text{Lar}(\mathbf{X}, \mathbf{y})$) *For $n \geq n_0$ given some n_0 , suppose the prototypical population path $\text{Lar}(\mathbf{X}, \boldsymbol{\mu})$ holds for columns j_1, \dots, j_m of \mathbf{X} with $\mathcal{A}_k \setminus \mathcal{A}_{k-1} = \{j_k\}$ for $k = 1, \dots, m$ (some $m \leq p$) with signs s_1, \dots, s_m and correlations $C_1 > \dots > C_m > C_{m+1} = 0$. Along with Assumption 13, suppose also in Algorithm 3 that for some $\delta > 0$*

- (M1) $C_k - |(\mathbf{c}_k)_j| \geq \delta$ for all $j \notin \mathcal{A}_k$ and each $k = 1, \dots, m$, and also
- (M2) $A_k(\gamma_{k,j} - \gamma_k) \geq \delta$ for all $j \notin \mathcal{A}_k \cup \{j_{k+1}\}$ and each $k = 1, \dots, m-1$.

Then, in the sample path $\text{Lar}(\mathbf{X}, \mathbf{y})$, it holds as $n \rightarrow \infty$ that

- (i) $P(\hat{\mathcal{A}}_k \setminus \hat{\mathcal{A}}_{k-1} = \{j_k\} \text{ and } \hat{s}_k = s_k) \rightarrow 1$ for each $k = 1, \dots, m$, where $\hat{\mathcal{A}}_0 \equiv \emptyset \equiv \mathcal{A}_0$;
- (ii) $\hat{C}_k - C_k \xrightarrow{P} 0$ for each $k = 1, \dots, m$;
- (iii) $\max_{j \notin \mathcal{A}_k} |(\hat{\mathbf{c}}_k)_j - (\mathbf{c}_k)_j| \xrightarrow{P} 0$ for each $k = 1, \dots, m$; and
- (iv) $\hat{C}_k \xrightarrow{P} 0$ for each $k > m$.

To motivate conditions (M1) and (M2) of Theorem 14, recall that the LAR population path decides what variable to admit at each step by maximizing a correlation criterion (12) described in Lemma 9(ii). Conditions (M1) and (M2) are intended to be mild for entailing that the winning population correlation $C_{k+1,j_{k+1}} = C_{k+1}$ at a step $k+1$ in this criterion should exceed its competitors $C_{k+1,j}$ by some margin $\delta > 0$. This feature in a LAR population path means that a LAR sample path then has a chance to resolve from data which variables should enter on steps of the algorithm in practice, at least as the sample size n increases. Such an aspect appears natural and seems to differ from the more technical irrerepresentable condition found with Lasso for consistency (Zhao and Yu, 2006). In particular, condition (M1) states that the maximal population correlation $C_k > 0$ at a step k should be distinguishable (by some margin δ) from other, smaller correlations $(\mathbf{c}_k)_j$, $j \notin \mathcal{A}_k$, of non-active variables in the population algorithm. Condition (M2) is illustrated in Figure 1 which helps to visualize a population entrance criterion $C_{k+1,j}$ in Lemma 9(ii) in terms of weights $\gamma_{k,j}$ from (3) as the value of γ at which the line $(\mathbf{c}_k)_j + \gamma(\mathbf{w}_k)_j$ intersects with either the line $C_k - \gamma A_k$ or the line $C_k + \gamma A_k$. If an index j_{k+1} should enter the population active set on step $k+1$, condition (M2) states that $\gamma_{k,j_{k+1}}$ be smaller than $\gamma_{k,j}$ for all competing indices j by the margin δA_k^{-1} . With (M1), this gives a sufficient condition so that the winner $C_{k+1,j_{k+1}} = C_{k+1}$ at step $k+1$ of Lemma 9(ii) exceeds all other $C_{k+1,j}$ for competing j by a margin δ , as explained above.

Remark 15 *One interprets conditions (M1) and (M2) to hold whenever vacuous. For example, if $p = 1$, then (M1)-(M2) hold vacuously as there are no variables outside of \mathcal{A}_1 .*

Remark 16 *As an example, consider an orthogonal design $\mathbf{X}^T \mathbf{X} = \mathbf{I}$ whereby the LAR population path is determined by the vector of marginal “correlations” $\mathbf{c}_1 = \mathbf{X}^T \boldsymbol{\mu}$ computed in the first step. In this case, conditions (M1)-(M2) of Theorem 14 are equivalent to the requirement that the magnitudes of any two non-zero entries of \mathbf{c}_1 differ by at least δ and that the smallest non-zero entry of \mathbf{c}_1 has magnitude at least δ .*

4.2 Sampling distributions from the LAR sample path

We next establish sampling distributions of LAR sample correlations \hat{C}_k estimating the population step correlations C_k . For each sample step $k = 1, \dots, p$, define the quantities

$$T_{nk} \equiv \hat{s}_k \left(\frac{1}{\hat{A}_k^2} - \frac{1}{\hat{A}_{k-1}^2} \right)^{1/2} \sqrt{n} (\hat{C}_k - C_k), \quad (14)$$

where the scaling above involves estimated angles \hat{A}_k (with $\hat{A}_0 \equiv 0$) along with an estimated sign \hat{s}_k and where we set population counterparts $C_k \equiv 0$ for all $k > m$. In order to state a result on the joint distribution of (T_{n1}, \dots, T_{np}) we require some addition notation. In the prototypical population path $\text{Lar}(\mathbf{X}, \boldsymbol{\mu})$ involving a sequence of $m \leq p$ columns of \mathbf{X} (collected by the indices $\mathcal{A}_m \equiv \{j_1, \dots, j_m\}$) and corresponding step correlations $C_1 > \dots > C_m > C_{m+1} = 0$, define the following random variables when the population path terminates in $m < p$ steps: letting \mathbf{R} denote the correlation matrix corresponding to the covariance matrix $\boldsymbol{\Sigma}$ of Assumption 13, define

$$\mathbf{z} = (Z_j, j \in \{1, \dots, p\} \setminus \mathcal{A}_m)^T \sim \mathcal{N}(\mathbf{0}, \sigma^2 \mathbf{V}), \quad (15)$$

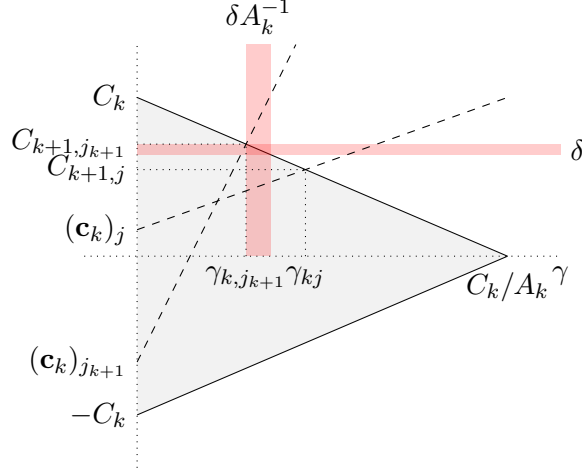


Figure 1: Column $\mathbf{x}_{j_{k+1}}$ enters on step $k + 1$, while \mathbf{x}_j does not enter. The dashed lines denote either $(\mathbf{c}_k)_{j_{k+1}} - \gamma(\mathbf{w}_k)_{j_{k+1}}$ or $(\mathbf{c}_k)_j - \gamma(\mathbf{w}_k)_j$, while the solid lines denote $C_k - \gamma A_k$ and $-C_k + \gamma A_k$. The horizontal and vertical bands illustrate condition (M2) of Theorem 14.

as a multivariate normal vector in \mathbb{R}^{p-m} with covariance matrix $\mathbf{V} \equiv \mathbf{R}_{\{1, \dots, p\} \setminus \mathcal{A}_m | \mathcal{A}_m}$ corresponding to the conditional correlations of the $p - m$ nonactive variables in the population path given the m active variables indexed by \mathcal{A}_m . In addition, for each $j \notin \mathcal{A}_m$ and collection of distinct indices $\{\pi_1, \dots, \pi_i\} \subset \{1, \dots, p\} \setminus \{\mathcal{A}_m \cup \{j\}\}$ for $i < p - m$, define

$$I_j(\mathbf{z}) \equiv \frac{Z_j}{\sqrt{\text{Var}(Z_j)}} \quad \text{and} \quad I_{\{\pi_1, \dots, \pi_i\}, j}(\mathbf{z}) \equiv \frac{Z_j - \mathbb{E}(Z_j | Z_{\pi_1}, \dots, Z_{\pi_i})}{\sqrt{\text{Var}(Z_j | Z_{\pi_1}, \dots, Z_{\pi_i})}}, \quad (16)$$

which denote normal variables Z_j from (15) upon standardizing either marginally or conditionally on $Z_{\pi_1}, \dots, Z_{\pi_i}$. Moreover, let Π denote the collection of all permutations $\boldsymbol{\pi} \equiv (\pi_1, \dots, \pi_{p-m})$ of the indices $\{1, \dots, p\} \setminus \mathcal{A}_m$ and let $\{\mathcal{O}_{\boldsymbol{\pi}}, \boldsymbol{\pi} \in \Pi\}$ be a partition of \mathbb{R}^{p-m} corresponding to values of \mathbf{z} that are compatible with $\boldsymbol{\pi}$ as a potential ordering of the $p - m$ variables that are never active in the population path; see the Appendix for details. Lastly, let \mathbb{I} denote an indicator function. We can now state a result on the joint distribution of the step correlation quantities (T_{n1}, \dots, T_{np}) from (14).

Theorem 17 *Under Theorem 14 conditions, it holds that*

$$(T_{n1}, \dots, T_{np}) \xrightarrow{d} (T_1, \dots, T_p) \quad \text{as } n \rightarrow \infty,$$

where (i) $(T_1, \dots, T_m)^T \sim \mathcal{N}(\mathbf{0}, \sigma^2 \mathbf{I}_m)$; (ii) (T_1, \dots, T_m) is independent of (T_{m+1}, \dots, T_p) ; and (iii) $\sum_{k=m+1}^p T_k^2 / \sigma^2 \sim \chi_{p-m}^2$ holds for (T_{m+1}, \dots, T_p) equal in distribution to

$$\sum_{\boldsymbol{\pi} \in \Pi} \left(I_{\pi_1}(\mathbf{z}), I_{\{\pi_1\}, \pi_2}(\mathbf{z}), \dots, I_{\{\pi_1, \dots, \pi_{p-m-1}\}, \pi_{p-m}}(\mathbf{z}) \right) \mathbb{I}(\mathbf{z} \in \mathcal{O}_{\boldsymbol{\pi}}).$$

Theorem 17 characterizes the distinct distributional behaviors in estimated step correlation quantities $\{T_{nk}\}_{k=1}^p$ in (14) from LAR, where a dichotomy arises depending on whether sample step correlations are targeting non-zero population step correlations or not. Remarkably, despite the fact that data steps in a LAR sample path are interrelated, all estimates \hat{C}_k of non-zero population correlations C_k , for $1 \leq k \leq m$, turn out to be independent and identically distributed normal variables in large samples, while also being independent of all remaining estimates \hat{C}_k , $m+1 \leq k \leq p$ when $m < p$ (i.e., Theorem 17(i)-(ii)). The explanation for this is that the sample LAR path is consistent for the variable order and signs in the LAR population path (Theorem 14); when these are correctly identified, we may use (8) along with (7) to write

$$T_{nk} = \frac{\mathbf{e}_k^T \boldsymbol{\varepsilon}_n}{\|\mathbf{e}_k\|} \quad \text{for } k = 1, \dots, m$$

using orthogonal vectors $\mathbf{e}_1, \dots, \mathbf{e}_m$ from (5), which are then asymptotically $\mathcal{N}(0, \sigma^2)$ distributed under Assumption 13. On the other hand, if there are p columns of \mathbf{X} but the LAR population path terminates in $m < p$ steps, then the last $p-m$ steps of the LAR sample path are essentially competing to estimate noise: all remaining estimated correlations are targeting zero with no population ordering of the corresponding non-active $p-m$ variables, so the sample path admits these remaining variables in an order selected randomly from among all possible orders. As a result, the asymptotic distribution of the collection $\{T_{nk}\}_{k=m+1}^p$ when $m < p$ has a non-normal joint distribution with a complicated dependence structure in Theorem 17(iii), which can be viewed as relating to order statistics; see Remark 18.

Remark 18 *Some observations about Theorem 17:*

1. When the columns of \mathbf{X} are orthonormal, that is when $\mathbf{X}^T \mathbf{X} = \mathbf{I}$, the limiting variables (T_{m+1}, \dots, T_p) (i.e., corresponding to last $p-m$ steps of the sample LAR path) are equal in distribution to

$$\sum_{\boldsymbol{\pi} \in \Pi} (Z_{\pi_1}, Z_{\pi_2}, \dots, Z_{\pi_{p-m}}) \mathbb{I}(|Z_{\pi_1}| > |Z_{\pi_2}| > \dots > |Z_{\pi_{p-m}}|),$$

where Z_{m+1}, \dots, Z_p are independent $\mathcal{N}(0, \sigma^2)$ random variables.

2. Due to Slutsky's theorem, all statements hold with $\sigma = 1$ upon replacing " T_{n1}, \dots, T_{np} " with " $T_{n1}/\hat{\sigma}_n, \dots, T_{np}/\hat{\sigma}_n$ ", using $\mathbf{P}_{\mathbf{X}}$ as the projection matrix of \mathbf{X} to write

$$\hat{\sigma}_n^2 = (n-p)^{-1} \mathbf{y}_n^T (\mathbf{I} - \mathbf{P}_{\mathbf{X}}) \mathbf{y}_n. \quad (17)$$

3. Despite the complex dependence among $\{T_{nk}\}_{k=m+1}^p$ when $m < p$, it holds in large samples that $\sum_{k=m+1}^p T_{nk}^2 / \hat{\sigma}_n^2$ is χ_{p-m}^2 -distributed and $\sum_{k=1}^p T_{nk}^2 / \hat{\sigma}_n^2$ is χ_p^2 -distributed.

4.3 Formally estimating the termination point for the LAR sample path

We conclude this section by introducing an estimator \bar{m} of the number m of non-zero step correlations C_k in a prototypical LAR population path as in Definition 4. Such an estimator is useful for deciding when terminate the sample LAR algorithm in practice and has been

formally missing. To construct the estimator, we define the quantities $\hat{W}_{n,k} \equiv n(\hat{A}_k^{-2} - \hat{A}_{k-1}^{-2})\hat{C}_k^2/\hat{\sigma}_n^2$ for $k = 1, \dots, p$, which resemble squares of the step correlation quantities T_{nk} from (14) when assuming each population $C_k = 0$ and then scaling by $\hat{\sigma}_n^2$ from (17). We then define tail sum statistics

$$\hat{S}_{n,k} \equiv \sum_{j=k}^p \hat{W}_{n,j}, \quad k = 1, \dots, p. \quad (18)$$

By Theorem 17 (cf. 3. of Remark 18), note that $\hat{S}_{n,m+1}$ at an index $k = m + 1$ in (18) must approximately have a central χ_{p-m}^2 distribution when $m < p$ (even if $m = 0$). On the other hand, for any given smaller index $k = 1, \dots, m$, the sum $\hat{S}_{n,k}$ will approximately have a non-central $\chi_{p-k+1}^2(\varphi_{n,k})$ distribution with a non-centrality parameter $\varphi_{n,k} \equiv \sum_{j=k}^m n(A_j^{-2} - A_{j-1}^{-2})C_j^2/\sigma^2$ that diverges as $n \rightarrow \infty$. Our estimator of m , to follow, attempts to locate the largest index k at which $\hat{S}_{n,k}$ appears to exhibit a non-central distribution. If $\hat{S}_{n,1} < \chi_{p,n-1}^2$, we set $\bar{m} \equiv 0$ and, otherwise, we define

$$\bar{m} \equiv \max \{m' \in \{1, \dots, p\} : \hat{S}_{n,k} > \chi_{p-k+1,n-1}^2 \text{ for all } k = 1, \dots, m'\}, \quad (19)$$

where $\chi_{k,n-1}^2$ denotes the upper n^{-1} quantile of the (central) χ_k^2 distribution. The estimator \bar{m} is illustrated graphically in Section 7, while Theorem 19 establishes formal consistency.

Theorem 19 *Under the Theorem 14 conditions, $P(\bar{m} = m) \rightarrow 1$ as $n \rightarrow \infty$.*

5 Practical inference from LAR

We next consider practical applications of the results in Section 4. We begin by introducing a typical graphical depiction of the LAR steps, similar to that presented in Figure 3 of Efron et al. (2004). Figure 2 depicts the sample path $\text{Lar}(\mathbf{X}, \mathbf{y})$ from a data set with $n = 933$ observations of a response variable and $p = 18$ predictor variables from a study on body temperature measurements Wang et al. (2023) (see Section 7.1 for more details). The left panel in Figure 2 shows the absolute correlations $|(\hat{\mathbf{c}}_k)_j|$ for the variable indices $j = 1, \dots, 18$ across all steps of the algorithm $k = 1, \dots, 18$. In each step, we observe that a new variable joins the active set $\hat{\mathcal{A}}_k$ as its absolute correlation $|(\hat{\mathbf{c}}_k)_j|$ becomes equal to the current maximum absolute correlation or *step correlation* \hat{C}_k , which decreases in each step. The right panel in Figure 2 plots what we will call *step coefficients* from the sample path $\text{Lar}(\mathbf{X}, \mathbf{y})$. These are the non-zero entries of $p \times 1$ vectors $\hat{\mathbf{b}}_k$ for expressing the LAR step prediction $\hat{\mathbf{y}}_k$ in Algorithm 1 as a linear combination $\mathbf{X}\hat{\mathbf{b}}_k = \hat{\mathbf{y}}_k$ of regressor variables at each $k = 1, \dots, p$. Setting $\hat{\mathbf{b}}_0 = \mathbf{0}$, we may obtain $\hat{\mathbf{b}}_k$ for each step $k = 1, \dots, p$ by the recursion

$$(\hat{\mathbf{b}}_k)_{\hat{\mathcal{A}}_k} = (\hat{\mathbf{b}}_{k-1})_{\hat{\mathcal{A}}_k} + \hat{\gamma}_k(\mathbf{X}_{\hat{\mathcal{A}}_k}^T \mathbf{X}_{\hat{\mathcal{A}}_k})^{-1} \mathbf{X}_{\hat{\mathcal{A}}_k}^T \hat{\mathbf{a}}_k \quad \text{and} \quad (\hat{\mathbf{b}}_k)_j = 0 \text{ for } j \notin \hat{\mathcal{A}}_k. \quad (20)$$

In the right panel of Figure 2, a new variable begins contributing to the predictor $\hat{\mathbf{y}}_k$ when its step coefficient becomes non-zero. From both panels, the first five or six steps intuitively appear as most important: after these steps, the correlations \hat{C}_k seem to be relatively small, as do the coefficients of newcomer-variables to linear predictors $\hat{\mathbf{y}}_k$. Only those variables

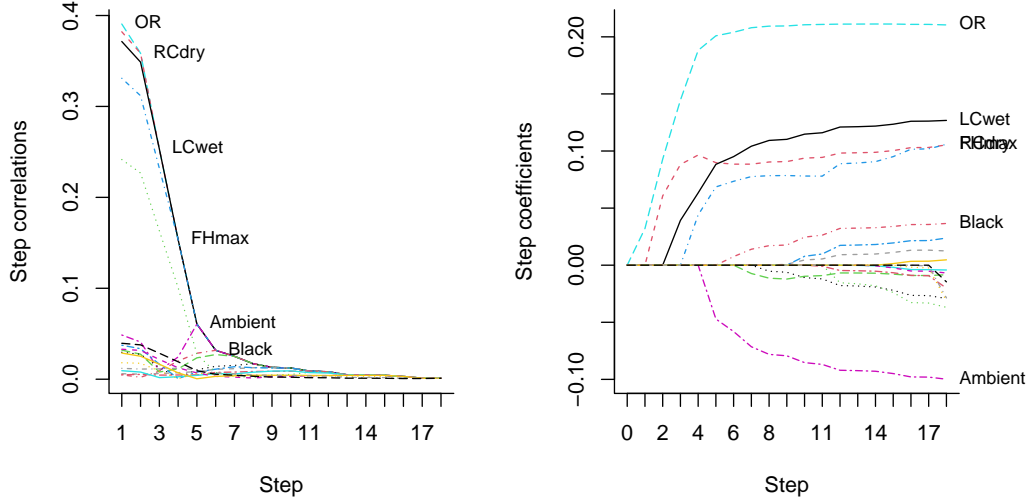


Figure 2: Sample path $\text{Lar}(\mathbf{X}, \mathbf{y})$ on face temperature data described in Section 7.1.

entering on the first six steps have been labeled in Figure 2, as we estimate $\bar{m} = 6$ based on (19) for these data; Section 7.1 gives more details.

In the following, we consider how to use the results from Section 4 to make inference about step correlations C_k and step coefficients \mathbf{b}_k from LAR population path $\text{Lar}(\mathbf{X}, \boldsymbol{\mu})$ using estimates, as illustrated above, given by the LAR sample path $\text{Lar}(\mathbf{X}, \mathbf{y})$.

5.1 Bootstrap for step correlations

We first consider an approach to inference on the population step correlations C_k based on bootstrap, where the latter is practically important here due to the complicated distributions of estimators in Theorem 17. Given an observed response \mathbf{y} and matrix \mathbf{X} , a bootstrap version $\boldsymbol{\varepsilon}^*$ of the $n \times 1$ error vector $\boldsymbol{\varepsilon}$ in linear regression models is commonly defined by drawing n entries uniformly and with replacement from centered/scaled residuals $(\hat{\boldsymbol{\varepsilon}} - n^{-1}\mathbf{1}^T\hat{\boldsymbol{\varepsilon}})/\sqrt{n/(n-p)}$ given by least squares estimation $\hat{\boldsymbol{\varepsilon}} \equiv (\mathbf{I} - \mathbf{P}_{\mathbf{X}})\mathbf{y}$ and, under weak conditions, bootstrap errors $\boldsymbol{\varepsilon}_n^* \equiv n^{1/2}\boldsymbol{\varepsilon}^*$ also exhibit the same distributional behavior given in (R.3) of Assumption 13 for the original errors $\boldsymbol{\varepsilon}_n \equiv n^{1/2}\boldsymbol{\varepsilon}$ (cf. Freedman (1981); Bickel and Freedman (1983); Mammen (2012)), which we also assume here (cf. Theorem 20). However, the definition of bootstrap responses $\mathbf{y}^* \equiv \bar{\boldsymbol{\mu}} + \boldsymbol{\varepsilon}^*$ critically requires a bootstrap version $\bar{\boldsymbol{\mu}}$ of the population mean $\boldsymbol{\mu}$. Typically in residual bootstrap, the role of the bootstrap mean $\bar{\boldsymbol{\mu}}$ is played by the least squares estimator $\hat{\mathbf{y}} \equiv \mathbf{P}_{\mathbf{X}}\mathbf{y}$, though this standard choice will generally *fail* for inference about step correlations; see also Remark 21. The reason for this failure is that the least squares estimator $\hat{\mathbf{y}}$ does not mimic the possibility in the bootstrap world that some population correlations may be zero, where the latter aspect impacts the joint distribution of the estimated entrance correlations (Theorem 17). Hence, the residual bootstrap must be appropriately modified in order to be valid for LAR step correlations.

To this end, given an estimate \bar{m} of the number m of non-zero population correlations from (19), define the bootstrap mean as $\bar{\boldsymbol{\mu}} \equiv \hat{\mathbf{P}}_{\bar{m}}\mathbf{y}$ in bootstrap responses $\mathbf{y}^* \equiv \bar{\boldsymbol{\mu}} + \boldsymbol{\varepsilon}^*$, where $\hat{\mathbf{P}}_{\bar{m}}$ is the orthogonal projection defined by the columns $\{\mathbf{x}_j, j \in \hat{\mathcal{A}}_{\bar{m}}\}$ active in the sample

path at step \bar{m} . Additionally, define bootstrap versions of population step correlations as $\bar{C}_k \equiv \hat{C}_k \mathbb{I}(k \leq \bar{m})$, using an indicator function \mathbb{I} to threshold the original Lar(\mathbf{X}, \mathbf{y}) estimators \hat{C}_k to zero for indices $k > \bar{m}$. We then estimate the joint distribution of the studentized quantities $(\hat{T}_{n1}, \dots, \hat{T}_{np}) \equiv (T_{n1}, \dots, T_{np})/\hat{\sigma}_n$ based on (T_{n1}, \dots, T_{np}) from (14) and $\hat{\sigma}_n^2$ from (17) with a bootstrap counterpart $(\hat{T}_{n1}^*, \dots, \hat{T}_{np}^*)$ defined by

$$\hat{T}_{nk}^* \equiv \hat{s}_k^* \left(\frac{1}{\hat{A}_k^{*2}} - \frac{1}{\hat{A}_{k-1}^{*2}} \right)^{1/2} \sqrt{n} (\hat{C}_k^* - \bar{C}_k) / \hat{\sigma}_n^*, \quad k = 1, \dots, p,$$

where \hat{C}_k^* , \hat{s}_k^* , and \hat{A}_k^* for $k = 1, \dots, p$ (with $\hat{A}_0^* \equiv \infty$) respectively denote step correlations, associated signs, and angles from the bootstrap sample path Lar(\mathbf{X}, \mathbf{y}^*) with $\mathbf{y}^* \equiv \hat{\mathbf{P}}_{\bar{m}} \mathbf{y} + \boldsymbol{\varepsilon}^*$ and where $\hat{\sigma}_n^{*2} \equiv (n-p)^{-1} \mathbf{y}_n^{*T} (\mathbf{I} - \mathbf{P}_{\mathbf{X}}) \mathbf{y}_n^*$ for $\mathbf{y}_n^* \equiv n^{1/2} \mathbf{y}^*$. The following result formally establishes that the proposed bootstrap is valid for $(\hat{T}_{n1}, \dots, \hat{T}_{np})$, despite the quite complicated and potentially non-normal distribution of the latter.

Theorem 20 *Under the conditions of Theorem 14 with \bar{m} as in (19) and assuming bootstrap errors $\boldsymbol{\varepsilon}_n^*$ satisfy Assumption 13(R.3) in probability, the bootstrap procedure is consistent for the distribution of estimated step correlations:*

$$\sup_{\mathcal{B} \in \mathcal{B}(\mathbb{R}^p)} \left| \mathbb{P}_*((\hat{T}_{n1}^*, \dots, \hat{T}_{np}^*) \in \mathcal{B}) - \mathbb{P}((\hat{T}_{n1}, \dots, \hat{T}_{np}) \in \mathcal{B}) \right| \xrightarrow{p} 0 \quad \text{as } n \rightarrow \infty,$$

where \mathbb{P}_* denotes bootstrap probability.

We may then construct an approximate $(1 - \alpha)100\%$ bootstrap confidence interval for population step correlation C_k as follows for $k = 1, \dots, p$. Define an interval as

$$\hat{I}_k \equiv \begin{cases} [\hat{C}_k - \hat{T}_{nk}^*(1 - \alpha/2)\hat{q}_k, \hat{C}_k - \hat{T}_{nk}^*(\alpha/2)\hat{q}_k], & \hat{s}_k = 1 \\ [\hat{C}_k - \hat{T}_{nk}^*(\alpha/2)\hat{q}_k, \hat{C}_k - \hat{T}_{nk}^*(1 - \alpha/2)\hat{q}_k], & \hat{s}_k = -1, \end{cases} \quad (21)$$

where $\hat{q}_k \equiv \hat{s}_k(\hat{A}_k^{-2} - \hat{A}_{k-1}^{-2})^{1/2} \hat{\sigma}_n / \sqrt{n}$ and $\hat{T}_{nk}^*(1 - \alpha/2)$ and $\hat{T}_{nk}^*(\alpha/2)$ denote the upper and lower $\alpha/2$ quantiles, respectively, of the bootstrap distribution of \hat{T}_{nk}^* . Because C_k is non-negative, any negative lower endpoint of \hat{I}_k may be replaced by zero. The intervals \hat{I}_k , $k = 1, \dots, p$, will have asymptotically correct coverage by Theorem 20.

5.2 Bootstrap for step coefficients

In a prototypical Lar($\mathbf{X}, \boldsymbol{\mu}$) population path from Definition 4, there exists a series of $p \times 1$ vectors \mathbf{b}_k , defined by the steps $k = 1, \dots, m$ of Algorithm 3, whereby the LAR population approximation $\boldsymbol{\mu}_k = \mathbf{X}\mathbf{b}_k$ of the response mean $\boldsymbol{\mu}$ at step k can be written as a linear combination of the p columns of the design matrix \mathbf{X} . The vectors \mathbf{b}_k , $k = 1, \dots, m$, represent population *step coefficients*, whereby each \mathbf{b}_k has k non-zero elements. We may express \mathbf{b}_k recursively over population steps $k = 1, \dots, m$ as

$$(\mathbf{b}_k)_{\mathcal{A}_k} = (\mathbf{b}_{k-1})_{\mathcal{A}_k} + \gamma_k (\mathbf{X}_{\mathcal{A}_k}^T \mathbf{X}_{\mathcal{A}_k})^{-1} \mathbf{X}_{\mathcal{A}_k}^T \mathbf{a}_k \quad \text{and} \quad (\mathbf{b}_k)_j = 0 \text{ for } j \notin \mathcal{A}_k \quad (22)$$

using $\mathbf{b}_0 \equiv \mathbf{0}$. We define $\mathbf{b}_k \equiv \mathbf{b}_m$ for $k \geq m$ as there are no population steps beyond $m \leq p$.

The sample step coefficients $\hat{\mathbf{b}}_k$, given in (20) based on the $\text{Lar}(\mathbf{X}, \mathbf{y})$ sample path, can now be seen to estimate population step coefficients \mathbf{b}_k in (22) from the $\text{Lar}(\mathbf{X}, \boldsymbol{\mu})$ population path. Based on an estimated number \bar{m} of non-zero population correlations from (19), the most natural estimator of the “terminal” vector of population step coefficients \mathbf{b}_m is not the sample path step coefficient vector $\hat{\mathbf{b}}_k$ at $k = \bar{m}$, but rather the vector $\bar{\mathbf{b}}_{\bar{m}}$ (say) such that $\mathbf{X}\bar{\mathbf{b}}_{\bar{m}} = \hat{\mathbf{P}}_{\bar{m}}\mathbf{y}$, which has entries given by $(\bar{\mathbf{b}}_{\bar{m}})_{\mathcal{A}_{\bar{m}}} = (\mathbf{X}_{\mathcal{A}_{\bar{m}}}^T \mathbf{X}_{\mathcal{A}_{\bar{m}}})^{-1} \mathbf{X}_{\mathcal{A}_{\bar{m}}}^T \mathbf{y}$ and $(\bar{\mathbf{b}}_{\bar{m}})_j = 0$ for $j \notin \mathcal{A}_{\bar{m}}$. The vector $\bar{\mathbf{b}}_{\bar{m}}$ is the step coefficient vector resulting from using $\hat{\gamma}_{\bar{m}} = \hat{C}_{\bar{m}}/\hat{A}_{\bar{m}}$ at step \bar{m} , which updates the prediction $\hat{\mathbf{y}}_{\bar{m}-1}$ to the projection $\hat{\mathbf{P}}_{\bar{m}}\mathbf{y}$ (cf. Proposition (5)(iv)). This is the action one would take if one knew that the population step correlations C_k were equal to zero beyond step \bar{m} . In order to make inferences on population step coefficients \mathbf{b}_k , we therefore consider the active sets $\hat{\mathcal{A}}_1, \dots, \hat{\mathcal{A}}_{\bar{m}}$ along the $\text{Lar}(\mathbf{X}, \mathbf{y})$ sample path and define quantities

$$B_{nk,j} \equiv \sqrt{n}((\hat{\mathbf{b}}_k)_j - (\mathbf{b}_k)_j)/\hat{\sigma}_n, \quad j \in \hat{\mathcal{A}}_k, \quad k = 1, \dots, \bar{m},$$

where, for $k = \bar{m}$ we re-define $\hat{\mathbf{b}}_{\bar{m}}$ as $\hat{\mathbf{b}}_{\bar{m}} \equiv \bar{\mathbf{b}}_{\bar{m}}$; for clarity, note that there are $|\hat{\mathcal{A}}_k| = k$ such quantities $B_{nk,j}$ at each step k . Based on the continuous mapping theorem with Theorems 14 and 17, combined with the fact that weights $\hat{\gamma}_k = [\hat{C}_k - \hat{C}_{k+1}]/\hat{A}_k$ in Algorithm 1 determine step coefficients $\hat{\mathbf{b}}_k$ (cf. Proposition 5(iii) and Remark 10), a well-defined joint limit distribution can be shown to exist for the above quantities $\{B_{nk,j} : j \in \hat{\mathcal{A}}_k, k = 1, \dots, \bar{m}\}$, where this limit, while normal, has a complicated covariance structure; see the Appendix for details. Fortunately, the same bootstrap procedure from Section 5.1 applies, and it holds that the consistency of the bootstrap for step correlations in Theorem 20 translates to consistency for step coefficients as well.

Given \bar{m} , define bootstrap responses $\mathbf{y}^* \equiv \bar{\boldsymbol{\mu}} + \boldsymbol{\varepsilon}^*$ based on a bootstrap version of the mean as $\bar{\boldsymbol{\mu}} \equiv \hat{\mathbf{P}}_{\bar{m}}\mathbf{y}$ as before. Then let $\hat{\mathbf{b}}_k^*$, $k = 1, \dots, \bar{m}$ be the vectors of step coefficients from the first \bar{m} steps of the bootstrap sample path $\text{Lar}(\mathbf{X}, \mathbf{y}^*)$, with $\hat{\mathbf{b}}_{\bar{m}}^*$ re-defined as $\hat{\mathbf{b}}_{\bar{m}}^* \equiv \bar{\mathbf{b}}_{\bar{m}}^*$ in analogy to the re-definition of $\hat{\mathbf{b}}_{\bar{m}}$ as $\hat{\mathbf{b}}_{\bar{m}} \equiv \bar{\mathbf{b}}_{\bar{m}}$ at the sample level. Based on the sequence of sample path active sets $\hat{\mathcal{A}}_1, \dots, \hat{\mathcal{A}}_{\bar{m}}$, we approximate the distribution of coefficient quantities $B_{nk,j}$, $j \in \hat{\mathcal{A}}_k$, $k = 1, \dots, \bar{m}$ with the distribution of bootstrap counterparts given as

$$B_{nk,j}^* = \sqrt{n}((\hat{\mathbf{b}}_k^*)_j - (\hat{\mathbf{b}}_k)_j)/\hat{\sigma}_n^*, \quad j \in \hat{\mathcal{A}}_k, \quad k = 1, \dots, \bar{m}. \quad (23)$$

We then construct $(1 - \alpha)100\%$ bootstrap confidence intervals for the population path step coefficients $(\mathbf{b}_k)_j$ for $j \in \hat{\mathcal{A}}_k$ on steps $k = 1, \dots, \bar{m}$ as

$$\hat{J}_{k,j} \equiv \left[(\hat{\mathbf{b}}_k)_j - B_{nk,j}^*(1 - \alpha/2) \frac{\hat{\sigma}_n}{\sqrt{n}}, (\hat{\mathbf{b}}_k)_j - B_{nk,j}^*(\alpha/2) \frac{\hat{\sigma}_n}{\sqrt{n}} \right], \quad (24)$$

where $B_{nk,j}^*(1 - \alpha/2)$ and $B_{nk,j}^*(\alpha/2)$ denote the upper and lower $\alpha/2$ quantiles, respectively, of the bootstrap distribution of $B_{nk,j}^*$ and $\hat{\mathbf{b}}_{\bar{m}} \equiv \bar{\mathbf{b}}_{\bar{m}}$ as already stated.

As estimators \bar{m} and $\hat{\mathcal{A}}_1, \dots, \hat{\mathcal{A}}_{\bar{m}}$ converge in probability to their population analogs m and $\mathcal{A}_1, \dots, \mathcal{A}_m$, we do not need to make any adjustments to the intervals in (24) to account for the “selection” of \bar{m} and $\hat{\mathcal{A}}_1, \dots, \hat{\mathcal{A}}_{\bar{m}}$ and, furthermore, the bootstrap intervals in (24) will achieve their nominal coverage levels in large samples. We prescribe no

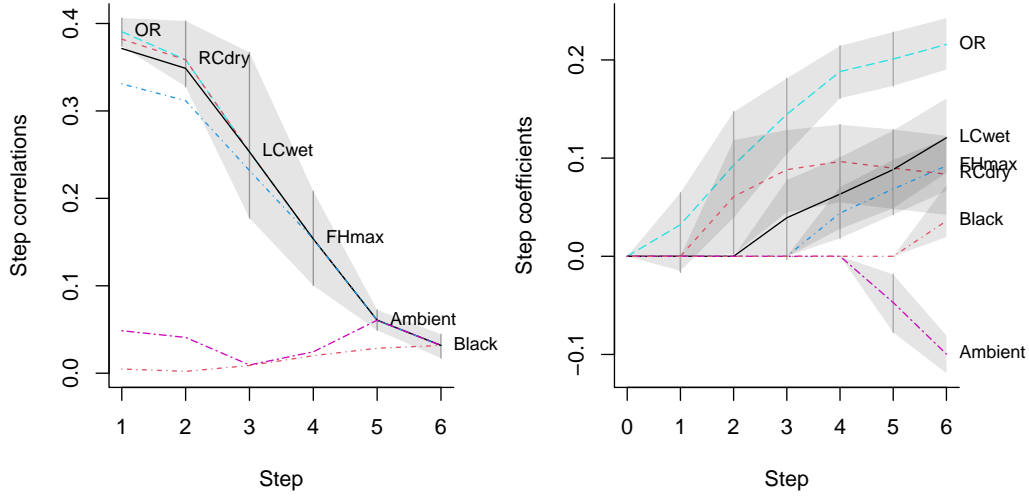


Figure 3: Inferred LAR path for the face temperature data based on $\bar{m} = 6$.

confidence intervals for step coefficients at steps $k > \bar{m}$ exceeding the estimate \bar{m} because such intervals lose meaning. This owes partly to the fact that $(\bar{m}, \hat{\mathcal{A}}_{\bar{m}})$ and (m, \mathcal{A}_m) match asymptotically, while population step coefficients $\mathbf{b}_k = \mathbf{b}_m$ are constant for $k > m$ and require no estimation. Additionally, over steps $k > m$, intervals for step coefficients also lack appropriate coverage interpretations (technically, unlike the $k \leq m$ steps, the entries $(\hat{\mathbf{b}}_k)_j$ when $k > m$ have conditional distributions, such as $\sqrt{n}((\hat{\mathbf{b}}_k)_j - (\mathbf{b}_k)_j)/\hat{\sigma}_n | \hat{\mathcal{A}}_k \setminus \hat{\mathcal{A}}_{k-1} = \{j\}$ involving conditioning on events that remain random in large samples, which the bootstrap does not capture).

Remark 21 *The standard residual bootstrap (i.e., using the least squares estimator $\hat{\mathbf{y}} \equiv \mathbf{P}_{\mathbf{X}}\mathbf{y}$ as the bootstrap mean $\bar{\boldsymbol{\mu}}$) would only be valid here in the specific case that the number $m \leq p$ of non-zero population correlations matches the number p of variables. Essentially, all p variables would need to appear in the LAR population path, which may not hold. Consequently, we use a consistent estimator \bar{m} of m in order to modify the bootstrap to better mimic non-zero correlations at the population level, including when $m < p$. In the bootstrap, $\text{Lar}(\mathbf{X}, \bar{\boldsymbol{\mu}})$ with $\bar{\boldsymbol{\mu}} \equiv \hat{\mathbf{P}}_{\bar{m}}$ then plays the role of the true population path $\text{Lar}(\mathbf{X}, \boldsymbol{\mu})$.*

5.3 Visualizing the inferred LAR path

Figure 3 suggests a template for how to summarize inference results about the LAR population path. This depicts the inferred LAR path underlying the face temperature data based on the estimate of $\bar{m} = 6$ non-zero population correlations. The left panel plots the absolute correlations $|(\hat{\mathbf{c}}_k)_j|$ for the first \bar{m} steps of the sample path (over indices $j \in \hat{\mathcal{A}}_{\bar{m}}$ reflecting the \bar{m} variables involved), and draws pointwise confidence intervals defined in (21) for the population step correlations $C_1, \dots, C_{\bar{m}}$; estimated correlations \hat{C}_k are connected with line segments across steps, while interval endpoints are likewise connected to form a “tube” for visual aid. The right panel similarly shows the confidence intervals defined in (24) for the population step coefficients $(\mathbf{b}_k)_j$ for indices in the sample path active sets on

steps $k = 1, \dots, \bar{m}$. The line segments trace, up to step \bar{m} , the sample path step coefficients $(\hat{\mathbf{b}}_k)_j$ for $j \in \hat{\mathcal{A}}_{\bar{m}}$; at the final step \bar{m} , recall terminal coefficients $(\hat{\mathbf{b}}_{\bar{m}})_j = (\bar{\mathbf{b}}_{\bar{m}})_j$ for variables $j \in \hat{\mathcal{A}}_{\bar{m}}$ correspond to coefficients of the least squares estimator based on those variables. Further discussion of inference for the face temperature data is given in Section 7.1.

6 Simulation studies

We next investigate the coverage on simulated data sets of the bootstrap intervals \hat{I}_k in (21) for the step correlations C_k and $\hat{J}_{k,j}$ in (24) for the step coefficients $(\mathbf{b}_k)_j$. We generate each data set with a design matrix \mathbf{X} and a response mean $\boldsymbol{\mu}$ satisfying Definition 4 of a prototypical LAR path with some number m of non-zero step correlations. Moreover, we require the population path to satisfy conditions (M1)-(M2) of Theorem 14 for δ greater than or equal to some given threshold δ_0 , where we consider differing values $\delta_0 \in \{0.05, 0.1, 0.2\}$. This is done as follows: We generate an $n \times p$ matrix \mathbf{X}_n with rows given by independent realizations of the multivariate normal distribution with mean zero and covariance matrix $\boldsymbol{\Sigma} = ((1/2)^{|i-j|})_{1 \leq i,j \leq p}$. Then we construct a $p \times 1$ vector $\boldsymbol{\beta}$ having entries equal to zero except at m randomly chosen indices, where these m values in $\boldsymbol{\beta}$ are independently drawn from the uniform distribution on $[-2, 2]$, and set the response mean $\boldsymbol{\mu}_n$ as $\boldsymbol{\mu}_n \equiv \mathbf{X}_n \boldsymbol{\beta}$. After standardizing \mathbf{X}_n and $\boldsymbol{\mu}_n$ as in (R4) of Assumption 13 to obtain \mathbf{X} and $\boldsymbol{\mu}$, we additionally center $\boldsymbol{\mu}$ and the columns of \mathbf{X} and compute the path $\text{Lar}(\mathbf{X}, \boldsymbol{\mu})$, which returns a number of non-zero step correlations C_k as well as the largest value of δ for which the path satisfies (M1)-(M2) of Theorem 14. If the former is equal to m and the latter is greater than or equal to δ_0 , we proceed; otherwise, we discard \mathbf{X} and $\boldsymbol{\mu}$ and repeat the generation again, doing so until we obtain \mathbf{X} and $\boldsymbol{\mu}$ such that $\text{Lar}(\mathbf{X}, \boldsymbol{\mu})$ satisfies these conditions. Then we generate $\boldsymbol{\varepsilon}_n$ having independent $\mathcal{N}(0, 1)$ entries and set $\mathbf{y}_n = \boldsymbol{\mu}_n + \boldsymbol{\varepsilon}_n$. After centering \mathbf{y}_n we set $\mathbf{y} \equiv n^{-1/2} \mathbf{y}_n$.

On each data set thus constructed, we compute the sample path $\text{Lar}(\mathbf{X}, \mathbf{y})$ and obtain active sets $\hat{\mathcal{A}}_k$ as well as the estimate \bar{m} of m from (19). Then, based on 500 Monte Carlo bootstrap draws, we construct 95% confidence intervals \hat{I}_k for $k = 1, \dots, \bar{m}$ for the step correlations $C_1, \dots, C_{\bar{m}}$ as well as 95% intervals $\hat{J}_{k,j}$ for $j \in \hat{\mathcal{A}}_k$, $k = 1, \dots, \bar{m}$ for the step coefficients $(\mathbf{b}_k)_j$ over the same indices. We record a realized coverage of these confidence intervals on each data set as follows: For the intervals \hat{I}_k , $k = 1, \dots, \bar{m}$, we record the proportion of the intervals which cover their targets as $\bar{m}^{-1} \sum_{k=1}^{\bar{m}} \mathbb{I}(C_k \in \hat{I}_k)$, where \mathbb{I} denotes an indicator function; analogously for intervals $\hat{J}_{nk,j}$ we record a proportion of the intervals which covered their targets as

$$\frac{2}{\bar{m}(\bar{m} + 1)} \sum_{k=1}^{\bar{m}} \sum_{j \in \hat{\mathcal{A}}_k} \mathbb{I}((\mathbf{b}_k)_j \in \hat{J}_{k,j})$$

over indices $j \in \hat{\mathcal{A}}_k$ and steps $k = 1, \dots, \bar{m}$, corresponding to a total of $\bar{m}(\bar{m} + 1)/2$ intervals. Table 1 shows the average of such coverages over 1,000 data simulations at each combination of sample size $n \in \{200, 500, 1000\}$, number of variables $p \in \{20, 50, 100\}$, number $m \in \{3, 6\}$ of non-zero correlations (or non-zero entries in $\boldsymbol{\beta}$), and threshold $\delta_0 \in \{0.05, 0.10, 0.20\}$ used to set $\delta \geq \delta_0$ in the LAR population path conditions (M1)-(M2) of Theorem 14.

n	p	m	$C_k, k = 1, \dots, \bar{m}$			$(\mathbf{b}_k)_j, j \in \hat{\mathcal{A}}_k, k = 1, \dots, \bar{m}$		
			$\delta_0 = 0.05$	$\delta_0 = 0.10$	$\delta_0 = 0.20$	$\delta_0 = 0.05$	$\delta_0 = 0.10$	$\delta_0 = 0.20$
200	20	3	0.93	0.93	0.93	0.80	0.87	0.91
		6	0.90	0.91	0.92	0.83	0.89	0.93
	50	3	0.92	0.93	0.93	0.72	0.80	0.92
		6	0.91	0.91	0.92	0.78	0.85	0.92
	100	3	0.92	0.92	0.91	0.68	0.76	0.88
		6	0.91	0.90	0.91	0.74	0.80	0.90
500	20	3	0.94	0.95	0.94	0.87	0.93	0.94
		6	0.92	0.93	0.95	0.88	0.92	0.94
	50	3	0.94	0.94	0.94	0.82	0.89	0.94
		6	0.92	0.93	0.94	0.85	0.92	0.95
	100	3	0.94	0.94	0.95	0.77	0.87	0.95
		6	0.93	0.93	0.94	0.81	0.88	0.94
1000	20	3	0.94	0.95	0.94	0.90	0.94	0.94
		6	0.93	0.94	0.95	0.92	0.94	0.95
	50	3	0.95	0.95	0.94	0.87	0.94	0.94
		6	0.94	0.94	0.94	0.90	0.93	0.94
	100	3	0.94	0.95	0.95	0.84	0.92	0.95
		6	0.93	0.94	0.94	0.86	0.93	0.95

Table 1: Coverage of 95% intervals for population step correlations/coefficients.

We see that the coverages are closer to the nominal 0.95 rate for larger sample sizes n and larger δ_0 . While the number m of non-zero step correlations has some small effect, in contrast, the threshold δ_0 appears to have more influence on the nominal performance of bootstrap confidence intervals. Under a larger threshold δ_0 , the LAR sample path is more often able to reproduce the LAR population path and its sequence of active sets, as perhaps expected. This study of confidence intervals is also configured to accommodate the possibility that the estimator \bar{m} may not match m ; for example, for data simulations with $\bar{m} > m$, intervals then need to capture $C_k = 0$ or entries $(\mathbf{b}_k)_j = (\mathbf{b}_m)_j$ over $m < k \leq \bar{m}$. In this manner, given a possibly incorrect estimate \bar{m} of m and the LAR sample path sequence, we have examined making overall correct inference on the underlying population path step correlations and coefficients up to and including the estimated step \bar{m} . Covering individual variable coefficients $(\mathbf{b}_k)_j$, for all variables eventually admitted and across all intermediate steps before termination (in contrast to at termination \bar{m} , cf. Table 2), is more difficult than covering step correlations C_k . Before termination, the LAR algorithm does not know what variables will be ultimately admitted, impacting coverage of all such $(\mathbf{b}_k)_j$. Better coverage is possible for step correlations, as direct output from LAR, when accommodating for cases where estimated active variables $\hat{\mathcal{A}}_{k-1}$ may not match population path counterparts \mathcal{A}_{k-1} .

Table 2 next summarizes the performance of the estimator \bar{m} from (19), reporting the proportion of simulated data sets for which \bar{m} correctly estimated m . In addition, the table summarizes the coverage performance of intervals for step coefficients at the last estimated step \bar{m} as follows: focusing on the terminal estimated active set $\hat{\mathcal{A}}_{\bar{m}}$ in a simulation run, we compute the proportion $\sum_{j \in \hat{\mathcal{A}}_{\bar{m}}} \mathbb{I}((\mathbf{b}_m)_j \in \hat{J}_{\bar{m},j}) / \bar{m}$ of intervals $\hat{J}_{\bar{m},j}$, $j \in \hat{\mathcal{A}}_{\bar{m}}$, at

the estimated terminal step \bar{m} that contain the corresponding true LAR step coefficients $(\mathbf{b}_m)_j$ defined by the population value m , and report this average proportion over the 1,000 simulated data sets. Table 2 indicates that the threshold δ_0 has an impact on the probability that \bar{m} correctly estimates m . For smaller δ_0 , correct estimation of m appears more likely under larger n , smaller p , and smaller m . The intervals $\hat{J}_{\bar{m},j}$ for $(\mathbf{b}_m)_j$, $j \in \hat{\mathcal{A}}_{\bar{m}}$ exhibit good performance even under settings in which \bar{m} has difficulty in correctly estimating m . At step \bar{m} , the sample LAR path will have admitted, with high probability, all important variables into the active set, so that, whether these were admitted in the correct order or not over the preceding steps, the terminal population coefficients can be well-estimated.

n	p	m	$\bar{m} = m$			$(\mathbf{b}_m)_j, j \in \hat{\mathcal{A}}_{\bar{m}} \text{ by } \hat{J}_{\bar{m},j}$		
			$\delta_0 = 0.05$	$\delta_0 = 0.10$	$\delta_0 = 0.20$	$\delta_0 = 0.05$	$\delta_0 = 0.10$	$\delta_0 = 0.20$
200	20	3	0.74	0.89	0.96	0.93	0.94	0.93
		6	0.63	0.87	0.97	0.93	0.94	0.95
	50	3	0.63	0.78	0.95	0.92	0.94	0.94
		6	0.53	0.76	0.95	0.92	0.93	0.94
	100	3	0.57	0.69	0.88	0.92	0.92	0.92
		6	0.39	0.62	0.87	0.92	0.92	0.93
500	20	3	0.86	0.97	1.00	0.94	0.95	0.94
		6	0.84	0.96	0.99	0.94	0.94	0.95
	50	3	0.81	0.92	0.99	0.94	0.94	0.94
		6	0.72	0.93	1.00	0.93	0.95	0.95
	100	3	0.72	0.88	0.99	0.95	0.94	0.95
		6	0.60	0.84	0.99	0.94	0.94	0.94
1000	20	3	0.93	0.99	1.00	0.94	0.95	0.94
		6	0.93	0.99	1.00	0.94	0.94	0.95
	50	3	0.88	0.99	1.00	0.95	0.94	0.94
		6	0.88	0.97	1.00	0.95	0.94	0.94
	100	3	0.84	0.96	1.00	0.94	0.95	0.95
		6	0.76	0.97	1.00	0.94	0.94	0.95

Table 2: Correct estimation of m , coverage of population terminal coefficients.

7 Illustrations on real data

7.1 Face temperature data

The face temperature data, for which Figure 2 depicts the sample LAR path and for which Figure 3 depicts the inferred LAR path, are publicly available on PhysioNet Goldberger et al. (2000) at <https://physionet.org/content/face-oral-temp-data/1.0.0/> Wang et al. (2023). These data were used in Wang et al. (2021) to study the use of infrared thermography for detecting elevated body temperature. The data include on each of $n = 933$ subjects an oral temperature reading, which we use as the response in \mathbf{y}_n , as well as several measurements derived from infrared thermographs of the subject’s face, the values of some demographic variables, the subject’s distance to the thermal camera, the relative humidity, the ambient temperature, and an indicator of whether the subject was wearing cosmetics,

which we place in the design matrix \mathbf{X}_n . We do not use all the thermographic temperature variables in the data set, as some are very highly related with one another, being taken in the same facial vicinity (e.g. measurements at several locations on the forehead). The number of covariates considered was $p = 18$. After standardizing \mathbf{y}_n and \mathbf{X}_n to obtain \mathbf{y} and \mathbf{X} as in (R4) of Assumption 13 we additionally center \mathbf{y} and \mathbf{X} before proceeding.

Variable	$\hat{S}_{n,k}$	$\chi^2_{p-k+1,n-1}$	\hat{C}_k	2.5%	97.5%	$\hat{\mathbf{b}}_{\bar{m}}$	2.5%	97.5%
OR	2403.291	42.097	0.391	0.373	0.408	0.216	0.190	0.243
RCdry	460.676	40.578	0.358	0.325	0.403	0.084	0.042	0.123
LCwet	210.710	39.044	0.253	0.170	0.354	0.121	0.085	0.161
FHmax	180.969	37.493	0.154	0.103	0.210	0.092	0.067	0.120
Ambient	150.449	35.922	0.061	0.049	0.072	-0.100	-0.119	-0.081
Black	44.194	34.331	0.032	0.016	0.045	0.036	0.020	0.073
White	27.992	32.716	0.025	0.000	0.061			
Male	22.874	31.075	0.017	0.002	0.033			
Distance	16.910	29.403	0.013	0.000	0.027			
Asian	14.217	27.697	0.012	0.003	0.022			
Age31to40	10.015	25.949	0.009	0.000	0.021			
FHtc	8.789	24.151	0.008	0.003	0.012			
Hispanic	2.035	22.292	0.005	0.000	0.023			
Cosmetics	1.924	20.355	0.005	0.000	0.013			
Humidity	1.425	18.313	0.004	0.000	0.016			
Age18to20	1.154	16.119	0.003	0.000	0.017			
Age21to25	1.062	13.677	0.001	0.000	0.004			
Age26to30	0.799	10.699	0.001	0.000	0.002			

Table 3: Results of inference on the face temperature LAR path. We obtain $\bar{m} = 6$ from the rule in (19).

Table 3 lists the variables from the face temperature data in the order in which they entered the sample path active set. The tail sum statistics $\hat{S}_{n,k}$ from (18) and the thresholds $\chi^2_{p-k+1,n-1}$ are shown for all sample path steps $k = 1, \dots, p$ as well as the step correlations \hat{C}_k and the lower and upper limits of the confidence intervals \hat{I}_k ; from the output in the table, we see that the rule in (19) suggests there are $\bar{m} = 6$ non-zero step correlations in the LAR population path. For these variables, the rightmost three columns give the non-zero entries of the coefficient vector $\hat{\mathbf{b}}_{\bar{m}} \equiv \bar{\mathbf{b}}_{\bar{m}}$ satisfying $\mathbf{X}\bar{\mathbf{b}}_{\bar{m}} = \hat{\mathbf{P}}_{\bar{m}}\mathbf{y}$, which serves as a point estimate for the final regression coefficients \mathbf{b}_m in the LAR population path, as well as the lower and upper bounds of confidence intervals $\hat{J}_{\bar{m},j}$, $j \in \hat{\mathcal{A}}_{\bar{m}}$. Note that most of the confidence intervals for C_k , $k > 6$, contain zero or have lower limits very near to zero in Table 3, also suggesting that $\bar{m} = 6$ is likely equal to the true value of m in the population path. We note that all bootstrap confidence intervals were based on 500 Monte Carlo draws.

Figure 4 shows some additional details regarding inference on the LAR path in connection to the variable ordering in Table 3. The left panel of Figure 4 depicts how the estimate \bar{m} from (19) is computed by plotting the tail sum statistics $\hat{S}_{n,k}$ from (18), as

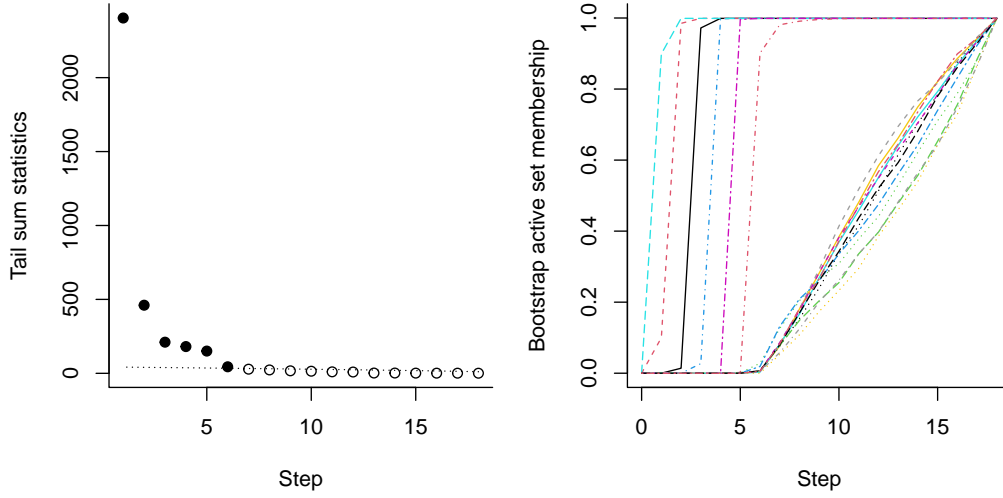


Figure 4: Left: Estimation of m . Right: Bootstrap probability of active set membership for each variable index.

listed in Table 3, against the step k ; the dotted line traces the points $(k, \chi_{p-k+1, n-1}^2)$ for $k = 1, \dots, p$. We see that step 7 is the first step on which $\hat{S}_{n,k}$ falls below the dotted line, resulting in $\bar{m} = 6$. Across steps $k = 1, \dots, p$, the right panel of Figure 4 displays the proportion of times, out of the 500 Monte Carlo bootstrap samples, that each variable entered the bootstrap sample path or active set $\hat{\mathcal{A}}_k^*$ on step k ; each variable corresponds to a distribution curve in this plot that increases to one as the step k increases to p , due to the fact that a variable stays active once joining an active set at a step in a given bootstrap sample. We see that the first 6 variables entered nearly always in the same order, while the remaining variables appear to have entered in random order over the remaining steps. This plot further suggests that for these data the LAR sample path can reliably discern which and when relevant variables should enter.

The results in this section can be reproduced using the R package ‘larinf’, available at <https://github.com/gregorkb/larinf>.

7.2 Diabetes data

The diabetes data provide an example used in the original LAR paper Efron et al. (2004), though without any inference there, which we can now provide. The data contain the values of $p = 10$ predictors on $n = 442$ patients as well as a continuous response which is a measure of disease progression. The data set, publicly available in the R package ‘lars’ (Hastie and Efron, 2022), contains a design matrix \mathbf{X} with columns already centered and normalized and a response vector \mathbf{y}_n , which we center and then rescale as in (R4) of Assumption 13 to obtain \mathbf{y} . On these data, we estimated the number of non-zero step correlations as $\bar{m} = 5$. Figure 5 depicts our inference on the population LAR path (cf. Figure 3 of Efron et al. (2004)), while Table 4 provides corresponding numerical details in the same fashion of Table 3. See the Appendix for additional summaries with the diabetes data.

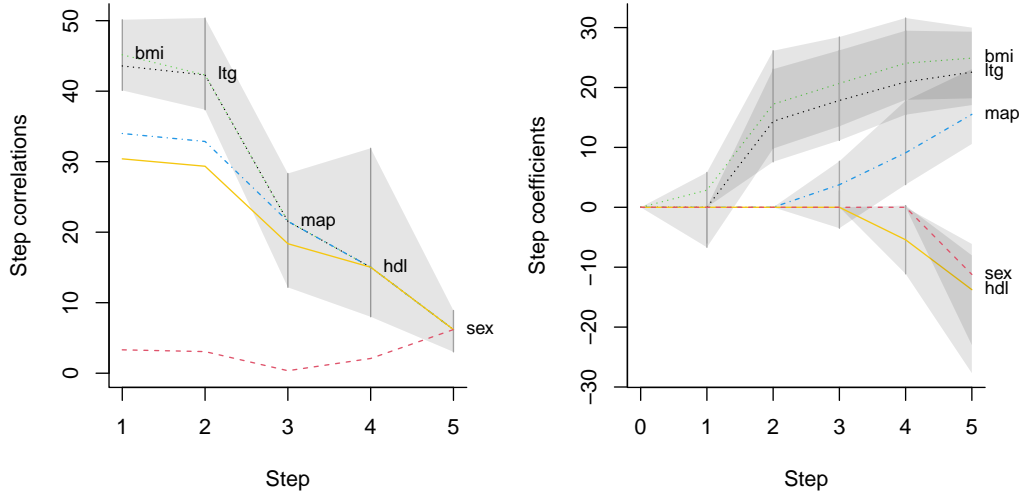


Figure 5: Inferred LAR path from the diabetes data based on $\bar{m} = 5$.

Variable	$\hat{S}_{n,k}$	$\chi^2_{p-k+1,n-1}$	\hat{C}_k	2.5%	97.5%	$\hat{\mathbf{b}}_{\bar{m}}$	2.5%	97.5%
bmi	463.800	27.385	45.160	39.806	49.124	24.903	18.186	29.997
ltg	155.713	25.729	42.300	37.516	49.848	22.560	17.060	29.319
map	52.193	24.033	21.542	11.581	28.600	15.517	10.566	23.063
hdl	33.742	22.291	15.034	9.128	24.955	-13.752	-27.697	-8.015
sex	23.515	20.492	6.190	2.929	8.862	-11.215	-23.019	-6.119
glu	8.167	18.619	4.223	0.000	31.976			
tc	7.466	16.648	3.280	0.000	5.990			
tch	2.835	14.533	0.950	0.000	2.919			
ldl	1.994	12.183	0.261	0.000	0.607			
age	0.028	9.323	0.242	0.000	2.612			

Table 4: Results of inference on the diabetes LAR path. We obtain $\bar{m} = 5$ from the rule in (19).

8 Mid-path ties in the population path

In Section 2, we introduced the LAR population path $\text{Lar}(\mathbf{X}, \boldsymbol{\mu})$ from Algorithm 3 and described the notion of a prototypical population path (Definition 4) in which exactly one variable j_k enters the active set with a non-zero step correlation $C_k > 0$ on step k , over a series of steps $k = 1, \dots, m$ until the algorithm ends at a terminal step $m \leq p$. Here we aim to better explain that the LAR algorithm is intended for such prototypical paths, at least in some default sense, because LAR sample and population paths can *fail* to match outside of this setting to the extent that LAR may not even be valid.

For example, if we do not have a prototypical population path $\text{Lar}(\mathbf{X}, \boldsymbol{\mu})$, then two or more variables (being not active at some step $k-1$) could simultaneously join the active set \mathcal{A}_k on some single step k in the path $\text{Lar}(\mathbf{X}, \boldsymbol{\mu})$ with a positive step correlation $C_k > 0$. We

refer to this occurrence as a *mid-path tie*, which can technically (though perhaps not always practically) occur in the population path under Algorithm 3. A problem, though, is that mid-path ties can *never* happen at a data level with a continuous response \mathbf{y} ; that is, a LAR sample path $\text{Lar}(\mathbf{X}, \mathbf{y})$ will always admit only *one* new variable per step. Consequently, if the LAR algorithm at the population level has mid-path ties, then the data level simply cannot capture such ties and the LAR sample path will require a separate step to admit each variable appearing in the population tie (i.e., that would be admitted on one single step at the population level). To complicate matters further, the data level may also admit such mid-tie variables in a random order. It turns out then that, in the case of mid-path population ties, the LAR sample version can be inconsistent. Note that the conditions (M1)-(M2) in our consistency result of Theorem 14 also preclude mid-path ties.

Rather than providing a detailed treatment of mid-path ties here, which may be formally complicated, it suffices to provide a numerical illustration involving one mid-path tie with two variables that enter on a population step. In particular, consider a setting with $p = 4$ variables, in which variable \mathbf{x}_1 enters the LAR population path on step 1 with positive sign, while \mathbf{x}_2 and \mathbf{x}_3 enter simultaneously on step 2 with positive signs, and while variable \mathbf{x}_4 does not enter the population path (i.e., has entrance correlation zero). To construct such a path, we created a design matrix \mathbf{X} by generating and normalizing \mathbf{X}_n having $n = 500$ independent $\mathcal{N}(\mathbf{0}, \mathbf{\Sigma})$ rows with $\mathbf{\Sigma} = (0.9^{|i-j|})_{1 \leq i, j \leq 4}$, and then set a response mean as $\boldsymbol{\mu}_n \equiv \sqrt{n}(\mathbf{x}_1 + \mathbf{a}_3)$, where \mathbf{a}_3 was the equiangular vector corresponding to the first three matrix columns $[\mathbf{x}_1 \ \mathbf{x}_2 \ \mathbf{x}_3]$. This definition of the response mean $\boldsymbol{\mu}_n$ yields a LAR population path with an intended mid-path tie. From this single construction of $\boldsymbol{\mu}_n$, we generated 20,000 realizations of $\mathbf{y}_n = \boldsymbol{\mu}_n + \boldsymbol{\varepsilon}_n$, where $\boldsymbol{\varepsilon}_n \sim \mathcal{N}(\mathbf{0}, \mathbf{I}_n)$, and Figure 6 displays the approximated marginal distributions of each sample path step correlation \hat{C}_1 , \hat{C}_2 , \hat{C}_3 , and \hat{C}_4 . We see that the marginal distribution of \hat{C}_3 , in particular, is a mixture distribution, where mixture components arise here specifically due to variables \mathbf{x}_2 and \mathbf{x}_3 competing to enter the active set on step 2 of the sample path whereby the “loser” enters the sample path on step 3. However, the distribution of \hat{C}_3 indicates a serious problem here. That is, the sampling distribution for \hat{C}_3 turns out to never completely concentrate at either population counterpart $C_2 \approx 0.9$ or $C_3 = 0$ in increasing sample sizes, which indicates that \hat{C}_3 is *not* consistent for any C_i value. Hence, mid-path ties in the LAR population path (i.e., where variables $\mathbf{x}_2, \mathbf{x}_3$ become active on a single step) can cause the LAR data algorithm (where the same variables can never enter on a single step) to fail to match LAR counterparts at the population level.

While not further investigating mid-path ties here, our point again is that, outside of the prototypical LAR population path (i.e., with no mid-path ties), the original LAR algorithm may require modification to ensure that output from LAR is even meaningful. From our understanding, this aspect is not apparent in the original LAR work of Efron et al. (2004), which largely focuses on a conceptualization of LAR as admitting one variable at a time. Remark 11 of Section 3 also speaks to the latter point, where a prototypical LAR population path is connected to a complexity notion from Efron et al. (2004) for a LAR sample path.

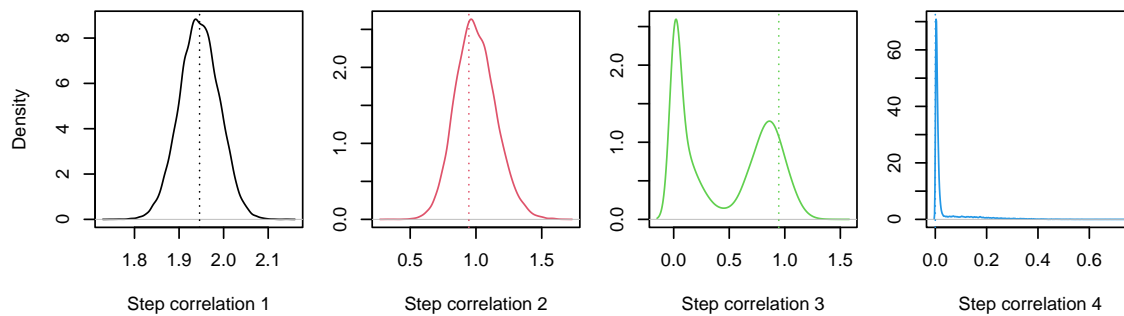


Figure 6: Distributions of sample LAR step correlations in a case in which there is a mid-path tie in the population path.

9 Discussion

We have presented new explanations and results toward better understanding and using the output of the least angle regression (LAR) algorithm proposed by Efron et al. (2004). Equi-angular vectors, step correlations, and variable orderings from a LAR path are shown to admit helpful decompositions for algebraically interpreting predictors. In fact, variable entrance into LAR is seen to be determined by a criterion involving a type of penalized sum of squares (Lemma 9), which provides a useful alternative viewpoint of LAR against the original algorithmic statement in Efron et al. (2004). Additionally, we have introduced a notion that the output of LAR from a data sample can be viewed as estimators of a larger population truth given by the population-level LAR path (i.e., how the LAR algorithm would prescribe or organize the true response mean). Because an underlying response mean is built from step correlations and variable orderings as the quantities defining a LAR population path, the output of LAR from a sample is seen as an estimation procedure that attempts to uncover this population structure. Our results establish that a LAR sample path is consistent in the sense that, with sufficient data, the algorithm will admit variables into the active set in the correct order, with the correct signs, and up to the right number of steps as the population version; moreover, sample step correlations, when properly scaled, converge jointly to a well-defined limiting distribution that admits estimation via a bootstrap procedure for uncertainty quantification. Our results also suggest a new and formal rule for deciding from data when the LAR algorithm should be stopped. An end-product of our work is an inferred LAR path, which consists of interval estimates for the population step correlations as well as for the step regressor coefficients, as indexed by active sets in the sample path up to the number of steps estimated to exist in the population path. Under our conditions, we recover the true active sets and the true number of steps in the population path with probability tending to one, so inference on these population path quantities do not require post-selection-type adjustments.

This work suggests that several further studies of LAR are possible. We have focused on the $p < n$ case, though we believe similar results may be obtained in a $p > n$ setting in which p is allowed to grow with n . The case of mid-path population ties, where the LAR

population path might admit more than one variable on a single step, is also of interest in investigation. We have illustrated numerically that the original LAR formulation is perhaps not intended for such cases, which may motivate a modification to the LAR sample algorithm in order to force this to admit variables simultaneously when variables appear nearly tied to enter on a given sample step. Based on results here about how equi-angular vectors update in the LAR algorithm, it seems that such ties in LAR could essentially mean that the algorithm may seek for all tied variables on a step to be linearly combined into one single variable (in some fashion) before proceeding. Connections and comparisons to Lasso may also warrant further exploration. For example, it is presently unclear how the assumptions needed for consistency of LAR compare to those required of Lasso, but these may differ so that LAR/Lasso could possibly have different operating conditions. Further, the developments here for LAR raise questions about possible alternative understandings of the Lasso solution path. The Lasso modification to the LAR algorithm, however, can change the number of steps the algorithm takes to finish, as a variable which has entered the active set may afterwards become inactive. As a result, we anticipate that summaries of an inferred Lasso-modified LAR path would be more complicated than those we present in Tables 3 and 4, in which each variable enters the active set once and only once. We leave these investigations for the future.

Acknowledgments and Disclosure of Funding

Research partially supported by NSF-DMS 2515719.

Appendix A. Proofs of results from Sections 2 and 3

Proof of Lemma 2: For simplicity, we establish the analog result considering the LAR population path in place of the sample path. In which case, it suffices to show that γ_k as defined in (3) is the maximum value of $\gamma \in (0, C_k/A_k]$ such that

$$|\mathbf{x}_j^T(\boldsymbol{\mu} - (\boldsymbol{\mu}_{k-1} + \gamma \mathbf{a}_k))| \leq |\mathbf{x}_l^T(\boldsymbol{\mu} - (\boldsymbol{\mu}_{k-1} + \gamma \mathbf{a}_k))| \quad (25)$$

for all $j \notin \mathcal{A}_k$ and all $l \in \mathcal{A}_k$; by showing a solution exists for $\gamma \in (0, C_k/A_k]$, then there is no need to consider larger $\gamma > C_k/A_k$. For each $j \notin \mathcal{A}_k$ the left side of (25) can be written

$$|\mathbf{x}_j^T(\boldsymbol{\mu} - (\boldsymbol{\mu}_{k-1} + \gamma \mathbf{a}_k))| = |(\mathbf{c}_k)_j - \gamma(\mathbf{w}_k)_j|$$

and for any $l \in \mathcal{A}_k$, the right side of (25) can be written

$$|\mathbf{x}_l^T(\boldsymbol{\mu} - (\boldsymbol{\mu}_{k-1} + \gamma \mathbf{a}_k))| = |\text{sign}((\mathbf{c}_k)_l)(C_k - \gamma A_k)| = C_k - \gamma A_k,$$

as we consider $\gamma \leq C_k/A_k$. Now re-write (25) as

$$-C_k + \gamma A_k \leq (\mathbf{c}_k)_j - \gamma(\mathbf{w}_k)_j \leq C_k - \gamma A_k. \quad (26)$$

The maximum value of $\gamma \leq C_k/A_k$ satisfying the above expression is found by solving either

$$-C_k + \gamma A_k = (\mathbf{c}_k)_j - \gamma(\mathbf{w}_k)_j, \quad (27)$$

from the first inequality if $(\mathbf{c}_k)_j - (C_k/A_k)(\mathbf{w}_k)_j < 0$ holds or by solving

$$(\mathbf{c}_k)_j - \gamma(\mathbf{w}_k)_j = C_k - \gamma A_k \quad (28)$$

from the second inequality if $(\mathbf{c}_k)_j - (C_k/A_k)(\mathbf{w}_k)_j > 0$ holds. This is depicted in Figure 7, in which the solid lines trace the values $C_k - \gamma A_k$ and $-C_k + \gamma A_k$ over $\gamma \in (0, C_k/A_k]$ and the dashed lines trace examples of $(\mathbf{c}_k)_j - \gamma(\mathbf{w}_k)_j$ over $\gamma \in (0, C_k/A_k]$ in the two cases that either $(\mathbf{c}_k)_j - (C_k/A_k)(\mathbf{w}_k)_j > 0$ or $(\mathbf{c}_k)_j - (C_k/A_k)(\mathbf{w}_k)_j < 0$; whether one should solve (27) or (28) here depends on whether $(\mathbf{c}_k)_j - \gamma(\mathbf{w}_k)_j$ intersects with $C_k - \gamma A_k$ or with $-C_k + \gamma A_k$ (i.e., exactly one of these cases must occur if $(\mathbf{c}_k)_j - (C_k/A_k)(\mathbf{w}_k)_j \neq 0$ using that $|(\mathbf{c}_k)_j| < C_k$ for any $j \notin \mathcal{A}_k$), which corresponds to the cases $(\mathbf{c}_k)_j - (C_k/A_k)(\mathbf{w}_k)_j > 0$ and $(\mathbf{c}_k)_j - (C_k/A_k)(\mathbf{w}_k)_j < 0$, respectively. Note that, as we consider only $j \notin \mathcal{A}_k$, whereby $|(\mathbf{c}_k)_j| < C_k$, it follows in either case that the solution will satisfy $\gamma > 0$. In a final possible case that $(\mathbf{c}_k)_j - (C_k/A_k)(\mathbf{w}_k)_j = 0$, we obtain $\gamma = C_k/A_k > 0$ (i.e., which is positive by $C_k, A_k > 0$). These three cases lead to the expression for $\gamma_{k,j} > 0$ in (3). Setting $\gamma_k = \min_{j \notin \mathcal{A}_k} \{\gamma_{k,j}\}$ then results in the largest value of γ satisfying (25). ■

Proof of Proposition 5: Claim (ii) follows from the definitions of \mathbf{c}_k , C_k , \mathcal{A}_k , and \mathbf{X}_k given in Steps 1–4 of Algorithm 3, from which we have

$$\mathbf{X}_k^T(\boldsymbol{\mu} - \boldsymbol{\mu}_{k-1}) = [\text{sign}((\mathbf{c}_k)_j)\mathbf{x}_j^T(\boldsymbol{\mu} - \boldsymbol{\mu}_{k-1}), j \in \mathcal{A}_k] = [\text{sign}((\mathbf{c}_k)_j)(\mathbf{c}_k)_j, j \in \mathcal{A}_k] = C_k \mathbf{1}.$$

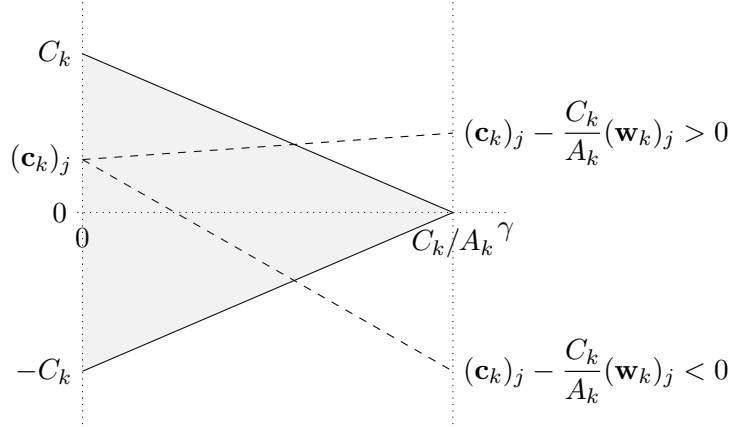


Figure 7: Depiction of finding the largest $\gamma \in (0, C_k/A_k]$ which satisfies (26). The solid lines trace the values $C_k - \gamma A_k$ and $-C_k + \gamma A_k$ and the dashed lines show examples of $(\mathbf{c}_k)_j - \gamma(\mathbf{w}_k)_j$ in the two cases $(\mathbf{c}_k)_j - (C_k/A_k)(\mathbf{w}_k)_j > 0$ and $(\mathbf{c}_k)_j - (C_k/A_k)(\mathbf{w}_k)_j < 0$.

We next prove (iii). Suppose j enters the active set on step $k+1$. Then $C_{k+1} = |(\mathbf{c}_{k+1})_j|$ and $\gamma_k = \gamma_{k,j}$, where $\gamma_{k,j}$ is defined in (3), and we may write

$$\begin{aligned}
 (\mathbf{c}_{k+1})_j &= \mathbf{x}_j^T(\boldsymbol{\mu} - \boldsymbol{\mu}_k) = \mathbf{x}_j^T(\boldsymbol{\mu} - (\boldsymbol{\mu}_{k-1} + \gamma_{k,j}\mathbf{a}_k)) = (\mathbf{c}_k)_j - \gamma_{k,j}(\mathbf{w}_k)_j \\
 &= \begin{cases} \frac{A_k(\mathbf{c}_k)_j - (\mathbf{w}_k)_j C_k}{A_k - (\mathbf{w}_k)_j}, & r_{k,j} = 1 \\ \frac{A_k(\mathbf{c}_k)_j - (\mathbf{w}_k)_j C_k}{A_k + (\mathbf{w}_k)_j}, & r_{k,j} = -1 \\ 0, & r_{k,j} = 0, \end{cases}
 \end{aligned}$$

following (3), where $r_{k,j} = \text{sign}((\mathbf{c}_k)_j - (C_k/A_k)(\mathbf{w}_k)_j)$. We may similarly write

$$C_k - \gamma_k A_k = C_k - \gamma_{k,j} A_k = \begin{cases} \frac{A_k(\mathbf{c}_k)_j - (\mathbf{w}_k)_j C_k}{A_k - (\mathbf{w}_k)_j}, & r_{k,j} = 1 \\ -\frac{A_k(\mathbf{c}_k)_j - (\mathbf{w}_k)_j C_k}{A_k + (\mathbf{w}_k)_j}, & r_{k,j} = -1 \\ 0, & r_{k,j} = 0. \end{cases}$$

In the case $r_{k,j} = 0$, we have $(\mathbf{c}_{k+1})_j = C_k - \gamma_k A_k = 0$. If $r_{k,j} \neq 0$, we will have $C_k - \gamma_{k,j} A_k > 0$ (see the proof of Lemma 2), so that in the case $r_{k,j} = 1$ we have

$$(\mathbf{c}_{k+1})_j = \frac{A_k(\mathbf{c}_k)_j - (\mathbf{w}_k)_j C_k}{A_k - (\mathbf{w}_k)_j} > 0$$

and in the case $r_{k,j} = -1$ we have

$$(\mathbf{c}_{k+1})_j = \frac{A_k(\mathbf{c}_k)_j - (\mathbf{w}_k)_j C_k}{A_k + (\mathbf{w}_k)_j} < 0.$$

From here we see that in all cases we have $|(\mathbf{c}_{k+1})_j| = C_k - \gamma_k A_k$, which proves (iii). In addition, the above gives

$$\text{sign}((\mathbf{c}_{k+1})_j) = r_{k,j} \quad \text{if } j \text{ enters on step } k+1. \quad (29)$$

We now prove (i). Suppose $j \in \mathcal{A}_k$. Then

$$\begin{aligned} (\mathbf{c}_{k+1})_j &= \mathbf{x}_j^T(\boldsymbol{\mu} - \boldsymbol{\mu}_k) = \mathbf{x}_j^T(\boldsymbol{\mu} - (\boldsymbol{\mu}_{k-1} + \gamma_k \mathbf{a}_k)) = (\mathbf{c}_k)_j - \gamma_k \text{sign}((\mathbf{c}_k)_j) A_k \\ &= \text{sign}((\mathbf{c}_k)_j)(C_k - \gamma_k A_k) = \text{sign}((\mathbf{c}_k)_j) C_{k+1}, \end{aligned}$$

where the third equality uses $\text{sign}((\mathbf{c}_k)_j) \mathbf{x}_j^T \mathbf{a}_k = A_k$ for $j \in \mathcal{A}_k$ and the last equality uses (iii). This gives $|(\mathbf{c}_{k+1})_j| = C_{k+1}$. It follows that $j \in \mathcal{A}_{k+1}$, proving (i). Note that the above also shows

$$\text{sign}((\mathbf{c}_{k+1})_j) = \text{sign}((\mathbf{c}_k)_j) \quad \text{for } j \in \mathcal{A}_k, \quad (30)$$

provided $C_{k+1} > 0$; if $C_{k+1} = 0$ then $\text{sign}((\mathbf{c}_k)_j) = 0$. Lastly we prove (iv). For $j \in \mathcal{A}_k$, we have

$$\mathbf{x}_j^T(\boldsymbol{\mu} - (\boldsymbol{\mu}_{k-1} + (C_k/A_k) \mathbf{a}_k)) = (\mathbf{c}_k)_j - (C_k/A_k) \mathbf{x}_j^T \mathbf{a}_k = (\mathbf{c}_k)_j - (C_k/A_k) \text{sign}((\mathbf{c}_k)_j) A_k = 0,$$

since $|(\mathbf{c}_k)_j| = C_k$ for each $j \in \mathcal{A}_k$. Therefore, the vector $\boldsymbol{\mu} - (\boldsymbol{\mu}_{k-1} + (C_k/A_k) \mathbf{a}_k)$ lies in the orthogonal complement to the column space of \mathbf{X}_k . On the other hand, $\boldsymbol{\mu}_{k-1} + (C_k/A_k) \mathbf{a}_k$ lies in the column space of \mathbf{X}_k , so the decomposition

$$\boldsymbol{\mu} = (\boldsymbol{\mu}_{k-1} + (C_k/A_k) \mathbf{a}_k) + (\boldsymbol{\mu} - (\boldsymbol{\mu}_{k-1} + (C_k/A_k) \mathbf{a}_k)),$$

is an orthogonal decomposition of $\boldsymbol{\mu}$ in which the first term on the right side is the orthogonal projection of $\boldsymbol{\mu}$ onto the column space of \mathbf{X}_k . ■

Proof of Lemma 6: Claim (i) follows from (30) in the proof of Proposition 5. Claims (ii) and (iii) hold for $k = 1$ due to the fact that if j_1 enters on step 1 with sign s_1 we will have $A_1 = 1$, $\mathbf{a}_1 = s_1 \mathbf{x}_{j_1}$, $\mathbf{e}_1 = \mathbf{x}_{j_1}$, and $u_1 = 1$. We next prove claims (ii) and (iii) for $k > 1$. Suppose j_k enters the active set on step k with sign s_k . By a block matrix inversion formula and by the definitions of \mathbf{a}_{k-1} , A_{k-1} , and \mathbf{e}_k , we may write

$$\begin{aligned} A_k^{-2} &= \mathbf{1}^T \begin{pmatrix} \mathbf{X}_{k-1}^T \mathbf{X}_{k-1} & s_k \mathbf{X}_{k-1}^T \mathbf{x}_{j_k} \\ s_k \mathbf{x}_{j_k}^T \mathbf{X}_{k-1} & \mathbf{x}_{j_k}^T \mathbf{x}_{j_k} \end{pmatrix}^{-1} \mathbf{1} \\ &= \mathbf{1}^T (\mathbf{X}_{k-1}^T \mathbf{X}_{k-1})^{-1} \mathbf{1} + (1 - s_k \mathbf{x}_{j_k}^T \mathbf{X}_{k-1} (\mathbf{X}_{k-1}^T \mathbf{X}_{k-1})^{-1} \mathbf{1})^2 (\mathbf{x}_{j_k}^T (\mathbf{I} - \mathbf{P}_{k-1}) \mathbf{x}_{j_k})^{-1} \\ &= A_{k-1}^{-2} + (1 - s_k \mathbf{x}_{j_k}^T \mathbf{a}_{k-1} / A_{k-1})^2 (\mathbf{e}_k^T \mathbf{e}_k)^{-1}, \end{aligned}$$

which proves claim (iii). To prove claim (ii), one may similarly use a block matrix inversion formula to show

$$\mathbf{P}_{k-1} \frac{1}{A_k} \mathbf{a}_k = \frac{1}{A_{k-1}} \mathbf{a}_{k-1}$$

as well as

$$(\mathbf{I} - \mathbf{P}_{k-1}) \frac{1}{A_k} \mathbf{a}_k = s_k u_k \mathbf{e}_k,$$

from which one can write the orthogonal decomposition

$$\frac{1}{A_k} \mathbf{a}_k = \frac{1}{A_{k-1}} \mathbf{a}_{k-1} + s_k u_k \mathbf{e}_k.$$

To show $u_k > 0$, we begin with the fact that $\gamma_{k-1} = \gamma_{k-1, j_k} > 0$ (see the proof of Lemma 2). We may write

$$\gamma_{k-1, j_k} = \frac{C_{k-1} - r_{k-1, j_k} (\mathbf{c}_{k-1})_{j_k}}{A_{k-1} - r_{k-1, j_k} \mathbf{x}_{j_k}^T \mathbf{a}_{k-1}} = \frac{C_{k-1} - s_k (\mathbf{c}_{k-1})_{j_k}}{\mathbf{e}_k^T \mathbf{e}_k A_{k-1} u_k} > 0,$$

making use of $s_k = r_{k-1, j_k}$ from (29). Now, the numerator $C_{k-1} - s_k (\mathbf{c}_{k-1})_{j_k}$ is positive by the fact that $j_k \notin \mathcal{A}_{k-1}$, giving $u_k > 0$. \blacksquare

Proof of Lemma 7: First consider step $k = 1$. Assume j_1 enters on step 1 with sign s_1 . Then $\mathbf{a}_1 = s_1 \mathbf{x}_{j_1}$, $A_1 = 1$, and $\mathbf{e}_k = \mathbf{x}_{j_1}$, so we have

$$\left(\frac{1}{A_1^2} - \frac{1}{A_0^2} \right)^{-1} \left(\frac{1}{A_1} \mathbf{a}_1 - \frac{1}{A_0} \mathbf{a}_0 \right)^T \boldsymbol{\mu} = s_1 \mathbf{x}_{j_1}^T \boldsymbol{\mu} = C_1,$$

since $A_0 = \infty$ and $\mathbf{a}_0 = \mathbf{0}$. Moreover

$$\frac{s_1 \mathbf{e}_1^T \boldsymbol{\mu}}{(1 - s_1 \mathbf{x}_{j_1}^T \mathbf{a}_0 / A_0)} = s_1 \mathbf{x}_{j_1}^T \boldsymbol{\mu} = C_1.$$

For $k > 1$, suppose j_k enters on step k with sign s_k and multiply both sides of $\mathbf{X}_k^T (\boldsymbol{\mu} - \boldsymbol{\mu}_{k-1}) = C_k \mathbf{1}$, i.e. Proposition 5(ii), by $\mathbf{1}^T (\mathbf{X}_k^T \mathbf{X}_k)^{-1}$. This gives

$$\mathbf{1}^T (\mathbf{X}_k^T \mathbf{X}_k)^{-1} \mathbf{X}_k^T (\boldsymbol{\mu} - \boldsymbol{\mu}_{k-1}) = C_k \mathbf{1}^T (\mathbf{X}_k^T \mathbf{X}_k)^{-1} \mathbf{1}.$$

From the definitions of \mathbf{a}_k and A_k , we may rewrite the previous equation as

$$\frac{1}{A_k} \mathbf{a}_k^T (\boldsymbol{\mu} - \boldsymbol{\mu}_{k-1}) = C_k \frac{1}{A_k^2},$$

the left hand side of which can be rewritten as

$$\frac{1}{A_{k-1}} \mathbf{a}_{k-1}^T (\boldsymbol{\mu} - \boldsymbol{\mu}_{k-1}) + \left(\frac{1}{A_k} \mathbf{a}_k - \frac{1}{A_{k-1}} \mathbf{a}_{k-1} \right)^T (\boldsymbol{\mu} - \boldsymbol{\mu}_{k-1}).$$

The first term of the above can be written as

$$\frac{1}{A_{k-1}} \mathbf{a}_{k-1}^T (\boldsymbol{\mu} - \boldsymbol{\mu}_{k-1}) = \mathbf{1}^T (\mathbf{X}_{k-1}^T \mathbf{X}_{k-1})^{-1} \mathbf{X}_{k-1}^T (\boldsymbol{\mu} - \boldsymbol{\mu}_{k-1}) = \frac{1}{A_{k-1}^2} C_k,$$

so we have

$$\frac{1}{A_{k-1}^2}C_k + \left(\frac{1}{A_k}\mathbf{a}_k - \frac{1}{A_{k-1}}\mathbf{a}_{k-1}\right)^T (\boldsymbol{\mu} - \boldsymbol{\mu}_{k-1}) = \frac{1}{A_k^2}C_k.$$

From here we may write

$$C_k = \left(\frac{1}{A_k^2} - \frac{1}{A_{k-1}^2}\right)^{-1} \left(\frac{1}{A_k}\mathbf{a}_k - \frac{1}{A_{k-1}}\mathbf{a}_{k-1}\right)^T (\boldsymbol{\mu} - \boldsymbol{\mu}_{k-1}).$$

Now Lemma 6(ii) gives

$$\left(\frac{1}{A_k}\mathbf{a}_k - \frac{1}{A_{k-1}}\mathbf{a}_{k-1}\right)^T \boldsymbol{\mu}_{k-1} = u_k s_k \mathbf{e}_k^T \boldsymbol{\mu}_{k-1} = 0,$$

since $\boldsymbol{\mu}_{k-1}$ is in the column space of \mathbf{X}_{k-1} , to which the vector \mathbf{e}_k is orthogonal. This gives the first equality in (8); the second equality as well as the positivity of $1 - s_k \mathbf{x}_{j_k}^T \mathbf{a}_{k-1}/A_{k-1}$ follow from Lemma 6(ii)-(iii). Lastly, we may use (8) and Lemma 6(ii) to write

$$C_k \left(\frac{1}{A_k}\mathbf{a}_k - \frac{1}{A_{k-1}}\mathbf{a}_{k-1}\right) = \frac{s_k \mathbf{e}_k^T \boldsymbol{\mu}}{(1 - s_k \mathbf{x}_{j_k}^T \mathbf{a}_{k-1}/A_{k-1})} u_k s_k \mathbf{e}_k = \mathbf{e}_k (\mathbf{e}_k^T \mathbf{e}_k)^{-1} \mathbf{e}_k^T \boldsymbol{\mu},$$

which establishes (9). ■

Proof of Lemma 8: Proposition 5(iii) gives $\gamma_k = (C_k - C_{k+1})/A_k$ for each $k = 1, \dots, m$, by which we may write

$$\boldsymbol{\mu}_k = \sum_{j=1}^k \gamma_j \mathbf{a}_j = \sum_{j=1}^k (C_j - C_{j+1}) \frac{1}{A_j} \mathbf{a}_j = \sum_{j=1}^k C_j \left(\frac{1}{A_j} \mathbf{a}_j - \frac{1}{A_{j-1}} \mathbf{a}_{j-1}\right) - C_{k+1} \frac{1}{A_k} \mathbf{a}_k.$$

From here, the first equality in (10) follows from

$$\frac{1}{A_k} \mathbf{a}_k = \sum_{j=1}^k \left(\frac{1}{A_j} \mathbf{a}_j - \frac{1}{A_{j-1}} \mathbf{a}_{j-1}\right)$$

and the second from

$$\mathbf{P}_k \boldsymbol{\mu} = \sum_{j=1}^k \mathbf{P}_{\mathbf{e}_k} \boldsymbol{\mu} = \sum_{j=1}^k C_j \left(\frac{1}{A_j} \mathbf{a}_j - \frac{1}{A_{j-1}} \mathbf{a}_{j-1}\right),$$

which we see from (9) of Lemma 7. Now, $C_{m+1} = 0$ implies $\mathbf{X}^T(\boldsymbol{\mu} - \boldsymbol{\mu}_m) = \mathbf{0}$, where (10) gives $\boldsymbol{\mu}_m = \mathbf{P}_m \boldsymbol{\mu}$. So we may write

$$\mathbf{X}^T(\boldsymbol{\mu} - \boldsymbol{\mu}_m) = \mathbf{X}^T(\boldsymbol{\mu} - \mathbf{P}_m \boldsymbol{\mu}) = \mathbf{X}^T(\mathbf{I} - \mathbf{P}_m) \boldsymbol{\mu} = \mathbf{0}.$$

Letting $\mathbf{P}_\mathbf{X}$ denote the orthogonal projection onto the column space of \mathbf{X} , we may from the above write

$$\mathbf{P}_\mathbf{X}(\mathbf{I} - \mathbf{P}_m) \boldsymbol{\mu} = \mathbf{0} \iff \mathbf{P}_\mathbf{X} \boldsymbol{\mu} = \mathbf{P}_m \boldsymbol{\mu},$$

which completes the proof. \blacksquare

Proof of Lemma 9: To prove (i), choose any $j \notin \mathcal{A}_k$ and write

$$\begin{aligned} (\mathbf{c}_k)_j - \frac{C_k}{A_k}(\mathbf{w}_k)_j &= \mathbf{x}_j^T(\boldsymbol{\mu} - \boldsymbol{\mu}_{k-1}) - \frac{C_k}{A_k}(\mathbf{w}_k)_j = \mathbf{x}_j^T(\boldsymbol{\mu} - \mathbf{P}_k\boldsymbol{\mu} + \mathbf{P}_k\boldsymbol{\mu} - \boldsymbol{\mu}_{k-1}) - \frac{C_k}{A_k}(\mathbf{w}_k)_j \\ &= \mathbf{x}_j^T(\mathbf{I} - \mathbf{P}_k)\boldsymbol{\mu} + \frac{C_k}{A_k}\mathbf{x}_j^T\mathbf{a}_k - \frac{C_k}{A_k}(\mathbf{w}_k)_j \\ &= \mathbf{x}_j^T(\mathbf{I} - \mathbf{P}_k)\boldsymbol{\mu}, \end{aligned}$$

using $\mathbf{P}_k\boldsymbol{\mu} - \boldsymbol{\mu}_{k-1} = (C_k/A_k)\mathbf{a}_k$ from (4) and $(\mathbf{w}_k)_j = \mathbf{x}_j^T\mathbf{a}_k$. We have $A_k > (\mathbf{w}_k)r_{k,j}$ from the fact that $\gamma_{k,j} = (C_k - (\mathbf{c}_k)_j r_{k,j})/(A_k - (\mathbf{w}_k)r_{k,j}) > 0$ for all $j \notin \mathcal{A}_k$, where the numerator is always positive. To prove (ii), note that j_k will enter on step k if it minimizes $\gamma_{k-1,j}$ over all $j \notin \mathcal{A}_{k-1}$. Equivalently, j_k will enter if it maximizes $C_{k-1} - \gamma_{k-1,j}A_{k-1}$ over all $j \notin \mathcal{A}_{k-1}$. We have

$$\begin{aligned} C_{k-1} - \gamma_{k-1,j}A_{k-1} &= C_{k-1} - \left(\frac{C_{k-1} - (\mathbf{c}_{k-1})_j r_{k-1,j}}{A_{k-1} - (\mathbf{w}_{k-1})_j r_{k-1,j}} \right) A_{k-1} \\ &= \frac{A_{k-1}(\mathbf{c}_{k-1})_j r_{k-1,j} - C_{k-1}(\mathbf{w}_{k-1})_j r_{k-1,j}}{A_{k-1} - (\mathbf{w}_{k-1})_j r_{k-1,j}} \\ &= \frac{r_{k-1,j}((\mathbf{c}_{k-1})_j) - (C_{k-1}/A_{k-1})(\mathbf{w}_{k-1})_j}{1 - r_{k-1,j}\mathbf{x}_j^T\mathbf{a}_{k-1}/A_{k-1}} \\ &= \frac{|\mathbf{x}_j^T(\mathbf{I} - \mathbf{P}_{k-1})\boldsymbol{\mu}|}{1 - r_{k-1,j}\mathbf{x}_j^T\mathbf{a}_{k-1}/A_{k-1}} = C_{k,j}. \end{aligned}$$

The denominator of $C_{k,j}$ is positive since $\gamma_{k-1,j} > 0$ for all $j \notin \mathcal{A}_{k-1}$. Claim (iii) follows from Proposition 5(iii) and from (29). \blacksquare

Appendix B. Proofs of Section 4 results

We will need the following result to prove Theorem 14:

Lemma 22 *At each step k of $\text{Lar}(\mathbf{X}, \boldsymbol{\mu})$, we have*

$$1 - r_{k,j}(\mathbf{w}_k)_j/A_k \geq 1 - \frac{|(\mathbf{c}_k)_j|}{C_k} \quad (31)$$

for all $j \notin \mathcal{A}_k$.

Proof of Lemma 22: The case $(\mathbf{w}_k)_j < (A_k/C_k)(\mathbf{c}_k)_j$ corresponds to $r_{k,j} = 1$, in which we may write

$$1 - r_{k,j}(\mathbf{w}_k)_j/A_k = 1 - (\mathbf{w}_k)_j/A_k > 1 - \frac{A_k}{C_k}(\mathbf{c}_k)_j/A_k \geq 1 - \frac{|(\mathbf{c}_k)_j|}{C_k}.$$

The case $(\mathbf{w}_k)_j > (A_k/C_k)(\mathbf{c}_k)_j$ corresponds to $r_{k,j} = -1$, in which

$$1 - r_{k,j}(\mathbf{w}_k)_j/A_k = 1 + (\mathbf{w}_k)_j/A_k > 1 + \frac{A_k}{C_k}(\mathbf{c}_k)_j/A_k \geq 1 - \frac{|(\mathbf{c}_k)_j|}{C_k}.$$

The case $(\mathbf{w}_k)_j = (A_k/C_k)(\mathbf{c}_k)_j$ corresponds to $r_{k,j} = 0$, in which $1 - r_{k,j}(\mathbf{w}_k)_j/A_k = 1 \geq 1 - |(\mathbf{c}_k)_j|/C_k$. \blacksquare

Proof of Theorem 14: First introduce the diagonal matrices \mathbf{D}_n and \mathbf{D} with diagonal entries $\|\mathbf{x}_{nj}\|^{-1}$ and σ_{jj}^{-1} , respectively, where σ_{jj}^2 is diagonal entry j of $\mathbf{\Sigma}$, for $j = 1, \dots, p$, such that $\mathbf{X} = \mathbf{X}_n \mathbf{D}_n$ as in (R4) and (R2) gives $n^{1/2} \mathbf{D}_n \rightarrow \mathbf{D}$. Then (R2) gives

$$\mathbf{X}^T \mathbf{X} = \mathbf{D}_n \mathbf{X}_n^T \mathbf{X}_n \mathbf{D}_n = n^{1/2} \mathbf{D}_n n^{-1} \mathbf{X}_n^T \mathbf{X}_n n^{1/2} \mathbf{D}_n \rightarrow \mathbf{D} \mathbf{\Sigma} \mathbf{D} = \mathbf{R}$$

as $n \rightarrow \infty$. Second, note that $\mathbf{y} = \boldsymbol{\mu} + n^{-1/2} \boldsymbol{\varepsilon}_n$.

Now, for $k = 1$, we have $\hat{\mathbf{c}}_1 = \mathbf{X}^T \mathbf{y}$ and $\mathbf{c}_1 = \mathbf{X}^T \boldsymbol{\mu}$, so that

$$\max_{1 \leq j \leq p} |(\hat{\mathbf{c}}_1)_j - (\mathbf{c}_1)_j| \leq \|\hat{\mathbf{c}}_1 - \mathbf{c}_1\| = \|n^{-1/2} \mathbf{X}^T \boldsymbol{\varepsilon}_n\| = n^{-1/2} \|n^{1/2} \mathbf{D}_n n^{-1/2} \mathbf{X}_n^T \boldsymbol{\varepsilon}_n\| \xrightarrow{p} 0$$

as $n \rightarrow \infty$. From here, since (M1) gives $|(\mathbf{c}_1)_{j_1}| \geq \max_{j \neq j_1} |(\mathbf{c}_1)_j| + \delta$, we have

$$\mathbb{P}(|(\hat{\mathbf{c}}_1)_{j_1}| > \max_{j \neq j_1} |(\hat{\mathbf{c}}_1)_j|) \geq \mathbb{P}(\max_{1 \leq j \leq p} |(\hat{\mathbf{c}}_1)_j - (\mathbf{c}_1)_j| < \delta/2) \rightarrow 1$$

as $n \rightarrow \infty$, so that j_1 enters on step 1 with probability tending to 1, that is $\mathbb{P}(\hat{\mathcal{A}}_1 = \{j_1\}) \rightarrow 1$. On this event, \hat{s}_1 is set to $\text{sign}((\hat{\mathbf{c}}_1)_{j_1})$ while it also holds that $s_1(\mathbf{c}_1)_{j_1} = C_1$. Hence, we have

$$s_1(\hat{\mathbf{c}}_1)_{j_1} - C_1 = s_1((\hat{\mathbf{c}}_1)_{j_1} - (\mathbf{c}_1)_{j_1}) \xrightarrow{p} 0;$$

this entails $\mathbb{P}(s_1(\hat{\mathbf{c}}_1)_{j_1} > \delta/2) \rightarrow 1$, as $C_1 > \delta$, and also $\mathbb{P}(\hat{s}_1 = s_1) \rightarrow 1$ as $n \rightarrow \infty$. From here, $\hat{C}_1 - C_1 = \hat{s}_1(\hat{\mathbf{c}}_1)_{j_1} - s_1(\hat{\mathbf{c}}_1)_{j_1} + s_1((\hat{\mathbf{c}}_1)_{j_1} - (\mathbf{c}_1)_{j_1}) \xrightarrow{p} 0$ as $n \rightarrow \infty$ too. The above establishes (i), (ii), and (iii) for step $k = 1$. Now, suppose (i), (ii), and (iii) hold on steps $1, \dots, k$, where $1 \leq k \leq m - 1$. Then, conditionally on the event

$$\mathcal{L}_k = \cap_{i=1}^k \{\hat{\mathcal{A}}_i \setminus \hat{\mathcal{A}}_{i-1} = \{j_i\} \text{ and } \hat{s}_i = s_i\}$$

we will show

$$(a) \ P(\hat{\mathcal{A}}_{k+1} \setminus \hat{\mathcal{A}}_k = \{j_{k+1}\} \text{ and } \hat{s}_{k+1} = s_{k+1}) \rightarrow 1$$

$$(b) \ \hat{C}_{k+1} - C_{k+1} \xrightarrow{p} 0, \text{ and}$$

$$(c) \ \max_{j \notin \mathcal{A}_{k+1}} |(\hat{\mathbf{c}}_{k+1})_j - (\mathbf{c}_{k+1})_j| \xrightarrow{p} 0$$

as $n \rightarrow \infty$. This will establish, by induction, that (i), (ii), and (iii) hold for all $k = 1, \dots, m$. Before proceeding, we must establish some bounds: Let C and K be constants such that, for large enough n , we have

$$C_k \leq C < \infty \quad \text{and} \quad \|A_k^{-1} \mathbf{w}_k\|^2 \leq K < \infty \quad (32)$$

for all $k = 1, \dots, m$. Assumption 13 guarantees the existence of such a C and a K since

$$C_1 = \|\mathbf{X}^T \boldsymbol{\mu}\|_\infty = \|n^{1/2} \mathbf{D}_n n^{-1} \mathbf{X}_n^T \mathbf{X}_n \boldsymbol{\beta}\| \rightarrow \|\mathbf{D} \boldsymbol{\Sigma} \boldsymbol{\beta}\|_\infty < \infty$$

as $n \rightarrow \infty$, where C_1 is the maximum of all C_k , $k = 1, \dots, m$. Also, if we fix $\mathcal{A}_k = \{j_1, \dots, j_k\}$ and the signs s_1, \dots, s_k , we have

$$\begin{aligned} A_k^{-1} \mathbf{w}_k &= A_k^{-1} \mathbf{X}^T \mathbf{a}_k = \mathbf{X}^T \mathbf{X}_k (\mathbf{X}_k^T \mathbf{X}_k)^{-1} \mathbf{1} = \mathbf{X}^T \mathbf{X}_{\mathcal{A}_k} (\mathbf{X}_{\mathcal{A}_k}^T \mathbf{X}_{\mathcal{A}_k})^{-1} (s_1, \dots, s_k)^T \\ &\rightarrow \mathbf{R}_{\{1, \dots, p\}, \mathcal{A}_k} (\mathbf{R}_{\mathcal{A}_k, \mathcal{A}_k})^{-1} \mathbf{s}_k, \end{aligned}$$

as $n \rightarrow \infty$, where $\mathbf{s}_k \equiv (s_1, \dots, s_k)^T$. Such a C as in (32), together with the bound in (31) and (M1), gives the bound

$$1 - r_{k,j}(\mathbf{w}_k)_j / A_k > \frac{1}{C_k} (C_k - |(\mathbf{c}_k)_j|) \geq \frac{\delta}{C} \quad (33)$$

for all $j \notin \mathcal{A}_k$, which holds for large enough n . For each $k = 1, \dots, m$, let \mathbf{P}_k be the orthogonal projection onto the span of $\{\mathbf{x}_{j_1}, \dots, \mathbf{x}_{j_k}\}$ and define

$$\mu_{k,j} \equiv \mathbf{x}_j^T (\mathbf{I} - \mathbf{P}_k) \boldsymbol{\mu} \quad (34)$$

for each $k = 1, \dots, m$ and $j \notin \mathcal{A}_k$. Then (12) can be rewritten, according to (11), as

$$C_{i+1,j} = \frac{r_{i,j} \mu_{i,j}}{1 - r_{i,j}(\mathbf{w}_i)_j / A_i}, \quad r_{i,j} = \text{sign}(\mu_{i,j}).$$

Now, for $k = 1, \dots, m-1$ and $j \notin \mathcal{A}_k \cup \{j_{k+1}\}$, we have

$$\frac{C_{k+1,j_{k+1}} - C_{k+1,j}}{\gamma_{k,j_{k+1}} - \gamma_{k,j}} = -A_k,$$

as can be seen by studying Figure 1, from which we can obtain

$$C_{k+1,j_{k+1}} - C_{k+1,j} \geq \delta \quad (35)$$

by (M2). This also gives $C_{k+1,j_{k+1}} \geq \delta$, or

$$\frac{|\mu_{k+1,j_{k+1}}|}{1 - s_{k+1}(\mathbf{w}_{k+1})_{j_{k+1}} / A_{k+1}} \geq \delta.$$

from which we can obtain, for large enough n , the bound

$$|\mu_{k+1,j_{k+1}}| > \frac{\delta^2}{C} \quad (36)$$

by applying (33) to the denominator. Lastly, provided $\hat{\mathcal{A}}_k = \{j_1, \dots, j_k\}$ and $\hat{s}_i = s_i$ for $i = 1, \dots, k$, we may write $\hat{C}_{k+1,j}$ for each $j \notin \mathcal{A}_k$ as

$$\hat{C}_{k+1,j} = \frac{\hat{r}_{k,j}(\mu_{k,j} + \varepsilon_{k,j})}{1 - \hat{r}_{k,j}(\mathbf{w}_k)_j / A_k}, \quad \hat{r}_{k,j} = \text{sign}(\mu_{k,j} + \varepsilon_{k,j}),$$

where $\varepsilon_{k,j} \equiv n^{-1/2} \mathbf{x}_j^T (\mathbf{I} - \mathbf{P}_k) \boldsymbol{\varepsilon}_n$. Importantly, we have $\varepsilon_{k,j} \xrightarrow{p} 0$ for each $j \notin \mathcal{A}_k$, $k = 1, \dots, m$, since $\mathbb{E} \varepsilon_{k,j}^2 = \mathbf{x}_j^T (\mathbf{I} - \mathbf{P}_k) \mathbf{x}_j n^{-1} \sigma^2 \leq n^{-1} \sigma^2 \rightarrow 0$ as $n \rightarrow \infty$. We are now ready to proceed with the proof. Assume the event \mathcal{L}_k occurs and that $n > n_0$ is large enough for the inequalities in (32), (33), and (36) to hold. First we will show

$$\hat{C}_{k+1,j_{k+1}} - C_{k+1,j_{k+1}} \xrightarrow{p} 0 \quad (37)$$

as $n \rightarrow \infty$. We begin by writing

$$|\hat{C}_{k+1,j_{k+1}} - C_{k+1,j_{k+1}}| = \left| \frac{\hat{r}_{k,j_{k+1}}(\mu_{k,j_{k+1}} + \varepsilon_{k,j_{k+1}})}{1 - \hat{r}_{k,j_{k+1}}(\mathbf{w}_k)_j / A_k} - \frac{s_{k+1} \mu_{k,j_{k+1}}}{1 - s_{k+1}(\mathbf{w}_k)_j / A_k} \right|$$

and noting that $\hat{r}_{k,j_{k+1}} = s_{k+1}$ if $|\varepsilon_{k,j_{k+1}}| < |\mu_{k,j_{k+1}}|$, which is ensured if $|\varepsilon_{k,j_{k+1}}| < \delta^2/C$ by the bound in (36). On this event, the bound $1 - s_{k+1}(\mathbf{w}_k)_j / A_k > \delta/C$ from (33) ensures that the right hand side is less than $(C/\delta)|\varepsilon_{k,j_{k+1}}|$. Thus for any $\epsilon > 0$, we have

$$\mathbb{P}(|\hat{C}_{k+1,j_{k+1}} - C_{k+1,j_{k+1}}| < \epsilon) \geq \mathbb{P}\left(|\varepsilon_{k,j_{k+1}}| < \min\left\{\frac{\delta}{C}\epsilon, \frac{\delta^2}{C}\right\}\right) \rightarrow 1$$

as $n \rightarrow \infty$, which establishes (37). Incidentally

$$\mathbb{P}(\hat{r}_{k,j_{k+1}} = s_{k+1}) \rightarrow 1 \quad (38)$$

as $n \rightarrow \infty$. Now we want to ensure that the index j_{k+1} enters on step $k+1$, which occurs if $\hat{C}_{k+1,j_{k+1}} > \max_{j \notin \mathcal{A}_k \cup \{j_{k+1}\}} \hat{C}_{k+1,j}$. We will show that this occurs with probability tending to 1. It will be convenient, as a first step, to replace the bound in (35) with the bound

$$C_{k+1,j_{k+1}} - \frac{\hat{r}_{k,j} \mu_{k,j}}{1 - \hat{r}_{k,j}(\mathbf{w}_k)_j / A_k} \geq \delta, \quad (39)$$

for all $j \notin \mathcal{A}_k \cup \{j_{k+1}\}$, which holds by the fact that

$$\frac{\hat{r}_{k,j} \mu_{k,j}}{1 - \hat{r}_{k,j}(\mathbf{w}_k)_j / A_k} \leq \frac{r_{k,j} \mu_{k,j}}{1 - r_{k,j}(\mathbf{w}_k)_j / A_k} = C_{k+1,j}. \quad (40)$$

The inequality in (40) is due to the inequalities $\hat{r}_{k,j}(\mu_{k,j} + \varepsilon_{k,j}) \geq 0$ and $r_{k,j} \mu_{k,j} \geq 0$ and

$$\hat{C}_{k+1,j} = \frac{\hat{r}_{k,j}(\mu_{k,j} + \varepsilon_{k,j})}{1 - \hat{r}_{k,j}(\mathbf{w}_k)_j / A_k} \geq 0 \quad \text{and} \quad C_{k+1,j} = \frac{r_{k,j} \mu_{k,j}}{1 - r_{k,j}(\mathbf{w}_k)_j / A_k} \geq 0,$$

which imply $1 - \hat{r}_{k,j}(\mathbf{w}_k)_j / A_k > 0$ and $1 - r_{k,j}(\mathbf{w}_k)_j / A_k > 0$. So $\hat{r}_{k,j} = (-1)r_{k,j}$ will lead to

$$\frac{\hat{r}_{k,j} \mu_{k,j}}{1 - \hat{r}_{k,j}(\mathbf{w}_k)_j / A_k} \leq 0.$$

Now we will show

$$\hat{C}_{k+1,j} - \frac{\hat{r}_{k,j} \mu_{k,j}}{1 - \hat{r}_{k,j}(\mathbf{w}_k)_j / A_k} \xrightarrow{p} 0 \quad (41)$$

as $n \rightarrow \infty$ for all $j \notin \mathcal{A}_k \cup \{j_{k+1}\}$. To prove (41), it is necessary to show that $1 - \hat{r}_{k,j_{k+1}}(\mathbf{w}_k)_j/A_k$ is bounded from below with probability approaching 1. Using (33), on the event \mathcal{L}_k we have

$$1 - \hat{r}_{k,j_{k+1}}(\mathbf{w}_k)_j/A_k \geq \frac{1}{\hat{C}_k}(\hat{C}_k - |(\hat{\mathbf{c}}_k)_j|),$$

and since the inductive hypothesis gives

$$\frac{1}{\hat{C}_k}(\hat{C}_k - |(\hat{\mathbf{c}}_k)_j|) - \frac{1}{C_k}(C_k - |(\mathbf{c}_k)_j|) \xrightarrow{p} 0,$$

the bound $(C_k - |(\mathbf{c}_k)_j|)/C_k > \delta/C$ ensures

$$\mathbb{P}(1 - \hat{r}_{k,j_{k+1}}(\mathbf{w}_k)_j/A_k > \frac{\delta}{2C}) \rightarrow 1 \quad (42)$$

as $n \rightarrow \infty$. Now we write

$$\left| \hat{C}_{k+1,j} - \frac{\hat{r}_{k,j}\mu_{k,j}}{1 - \hat{r}_{k,j}(\mathbf{w}_k)_j/A_k} \right| = \left| \frac{\hat{r}_{k,j}\varepsilon_{k,j}}{1 - \hat{r}_{k,j}(\mathbf{w}_k)_j/A_k} \right|.$$

From here, we see that for any $\epsilon > 0$, we have

$$\mathbb{P}\left(\left| \hat{C}_{k+1,j} - \frac{\hat{r}_{k,j}\mu_{k,j}}{1 - \hat{r}_{k,j}(\mathbf{w}_k)_j/A_k} \right| < \epsilon\right) \geq \mathbb{P}\left(|\varepsilon_{k,j}| < \frac{\delta}{2C}\epsilon \cap 1 - \hat{r}_{k,j}(\mathbf{w}_k)_j/A_k > \frac{\delta}{2C}\right) \rightarrow 1$$

as $n \rightarrow \infty$, establishing (41). Now the bound in (39) together with (37) and (41) allow us to write

$$\begin{aligned} & \mathbb{P}(\hat{C}_{k+1,j_{k+1}} > \max_{j \notin \mathcal{A}_k \cup \{j_{k+1}\}} \hat{C}_{k+1,j}) \\ & \geq \mathbb{P}\left(|\hat{C}_{k+1,j_{k+1}} - C_{k+1,j_{k+1}}| < \delta/2 \cap \max_{j \notin \mathcal{A}_k \cup \{j_{k+1}\}} \left| \hat{C}_{k+1,j} - \frac{\hat{r}_{k,j}\mu_{k,j}}{1 - \hat{r}_{k,j}(\mathbf{w}_k)_j/A_k} \right| < \delta/2\right) \rightarrow 1 \end{aligned}$$

as $n \rightarrow \infty$, so that j_{k+1} enters on step $k+1$ with probability tending to 1, that is $\mathbb{P}(\hat{\mathcal{A}}_{k+1} \setminus \hat{\mathcal{A}}_k = \{j_{k+1}\}) \rightarrow 1$. In consequence, \hat{s}_{k+1} is set to $\hat{r}_{k,j_{k+1}}$ so that, by (38), $\mathbb{P}(\hat{s}_{k+1} = s_{k+1}) \rightarrow 1$ and \hat{C}_{k+1} is set to $\hat{C}_{k+1,j_{k+1}}$, which gives $\hat{C}_{k+1} - C_{k+1} \xrightarrow{p} 0$ as $n \rightarrow \infty$. Thus (a) and (b) are established. Lastly, since $\boldsymbol{\mu}_k = \sum_{i=1}^k \gamma_i \mathbf{a}_i$ and by the fact that $\gamma_i = (C_i - C_{i+1})/A_i$, we may write $\mathbf{c}_{k+1} = \mathbf{X}^T(\boldsymbol{\mu} - \boldsymbol{\mu}_k)$ as

$$\mathbf{c}_{k+1} = \mathbf{X}^T \boldsymbol{\mu} - \sum_{i=1}^k \left(\frac{s_i \mu_{i,j_i}}{1 - s_i(\mathbf{w}_i)_{j_i}/A_i} - \frac{s_{i+1} \mu_{i,j_{i+1}}}{1 - s_{i+1}(\mathbf{w}_{i+1})_{j_{i+1}}/A_{i+1}} \right) A_i^{-1} \mathbf{w}_i.$$

On the event \mathcal{L}_k , provided j_{k+1} enters on step $k+1$ with sign s_{k+1} , we will have

$$\hat{\mathbf{c}}_{k+1} - \mathbf{c}_{k+1} = n^{-1/2} \mathbf{X}^T \boldsymbol{\varepsilon}_n - \sum_{i=1}^k \left(\frac{s_i \varepsilon_{i,j_i}}{1 - s_i(\mathbf{w}_i)_{j_i}/A_i} - \frac{s_{i+1} \varepsilon_{i,j_{i+1}}}{1 - s_{i+1}(\mathbf{w}_{i+1})_{j_{i+1}}/A_{i+1}} \right) A_i^{-1} \mathbf{w}_i.$$

Bounding the denominators of the second term with (33) and invoking (32), we see that for any $\epsilon > 0$, we have

$$\begin{aligned} \mathbb{P}(\|\hat{\mathbf{c}}_{k+1} - \mathbf{c}_{k+1}\|^2 < \epsilon) &\geq \mathbb{P}\left(\|n^{-1/2}\mathbf{X}^T\boldsymbol{\varepsilon}_n\|^2 + \frac{C^2K^2}{\delta^2} \sum_{i=1}^k (s_i\varepsilon_{i,j_i} - s_{i+1}\varepsilon_{i,j_{i+1}})^2 < \frac{\epsilon}{2}\right. \\ &\quad \left. \cap \{\hat{\mathcal{A}}_{k+1} \setminus \hat{\mathcal{A}}_k = \{j_{k+1}\} \text{ and } \hat{s}_{k+1} = s_{k+1}\}\right) \rightarrow 1 \end{aligned}$$

as $n \rightarrow \infty$. This establishes (c), so that (i), (ii), and (iii) are proven by induction. To show $\hat{C}_k \xrightarrow{p} 0$ for $k > m$ it suffices to consider $k = m+1$. Since $C_{m+1} = 0$, we have $C_{m+1,j} = r_{m,j}\mu_{m,j}/(1 - r_{m,j}(\mathbf{w}_k)_j/A_k) = 0$ for each $j \notin \mathcal{A}_m$ so that $\mu_{m,j} = 0$ for each $j \notin \mathcal{A}_m$. Therefore, on the event

$$\mathcal{L}_m = \cap_{k=1}^m \{\hat{\mathcal{A}}_k \setminus \hat{\mathcal{A}}_{k-1} = \{j_k\} \text{ and } \hat{s}_k = s_k\} \quad (43)$$

we may write

$$\hat{C}_{m+1,j} = \frac{\hat{r}_{m,j}\varepsilon_{m,j}}{1 - \hat{r}_{m,j}(\mathbf{w}_k)_j/A_k}$$

for each $j \notin \mathcal{A}_m$. Since $\hat{C}_m - C_m \xrightarrow{p} 0$ and $\max_{j \notin \mathcal{A}_m} |(\hat{\mathbf{c}}_m)_j - (\mathbf{c}_m)_j| \xrightarrow{p} 0$ we have, as in (42), that the denominator is bounded such that $\mathbb{P}\left(1 - \hat{r}_{m,j}(\mathbf{w}_k)_j/A_k > \frac{\delta}{2C}\right) \rightarrow 1$ as $n \rightarrow \infty$. Thus for each $\epsilon > 0$ we have

$$\mathbb{P}(\hat{C}_{m+1,j} < \epsilon) \geq \mathbb{P}\left(|\varepsilon_{m,j}| < \frac{\delta}{2C}\epsilon \cap 1 - \hat{r}_{m,j}(\mathbf{w}_k)_j/A_k > \frac{\delta}{2C}\right) \rightarrow 1$$

as $n \rightarrow \infty$ for all $j \notin \mathcal{A}_m$, giving $\hat{C}_{m+1} \xrightarrow{p} 0$ as $n \rightarrow \infty$. ■

Proof Proof of Theorem 17: Theorem 14 gives that the event \mathcal{L}_m in (43) holds with probability tending to 1 as $n \rightarrow \infty$. On \mathcal{L}_m , the sample path angle \hat{A}_k , equi-angular vector $\hat{\mathbf{a}}_k$, and sign \hat{s}_k are equal to their population path counterparts A_k , \mathbf{a}_k , and s_k , respectively, on steps $k = 1, \dots, m$. On \mathcal{L}_m we may therefore write

$$T_{nk} = s_k \left(\frac{1}{A_k^2} - \frac{1}{A_{k-1}^2} \right)^{1/2} \sqrt{n}(\hat{C}_k - C_k), \quad (44)$$

for each $k = 1, \dots, m$ and

$$\hat{C}_k - C_k = \left(\frac{1}{A_k^2} - \frac{1}{A_{k-1}^2} \right)^{-1} \left(\frac{1}{A_k} \mathbf{a}_k - \frac{1}{A_{k-1}} \mathbf{a}_{k-1} \right)^T \frac{1}{\sqrt{n}} \boldsymbol{\varepsilon}_n$$

from (8), noting that $\mathbf{y} - \boldsymbol{\mu} = n^{-1/2}\boldsymbol{\varepsilon}_n$. From here, (7) and (6) and the scaling $\boldsymbol{\varepsilon}_n = n^{1/2}\boldsymbol{\varepsilon}$ give the simplification

$$T_{nk} = \frac{\mathbf{e}_k^T \boldsymbol{\varepsilon}_n}{\|\mathbf{e}_k\|}, \quad (45)$$

where $\mathbf{e}_1, \dots, \mathbf{e}_k$ are defined in (5) for $k = 1, \dots, m$. Then, noting that the vectors $\mathbf{e}_1, \dots, \mathbf{e}_m$ are mutually orthogonal, we have

$$(T_{n1}, \dots, T_{nm})^T = \left(\frac{1}{\|\mathbf{e}_1\|} \mathbf{e}_1, \dots, \frac{1}{\|\mathbf{e}_m\|} \mathbf{e}_m \right)^T \boldsymbol{\varepsilon}_n \xrightarrow{d} \mathcal{N}(\mathbf{0}, \sigma^2 \mathbf{I}_m)$$

as $n \rightarrow \infty$ under Assumption 13, which proves (i). We next consider the asymptotic behavior of $T_{n,m+1}, \dots, T_{np}$. Beyond step m , there is no sequence of active sets which occurs with probability tending to 1, so we must consider all possible sequences of active sets. Assume \mathcal{L}_m occurs and suppose the index $j \notin \mathcal{A}_m$ enters the active set on step $m+1$, such that $\hat{\mathcal{A}}_{m+1} \setminus \mathcal{A}_m = \{j\}$. This would lead to $\hat{\mathbf{e}}_{m+1} = (\mathbf{I} - \mathbf{P}_m)\mathbf{x}_j$, so, noting that $(\mathbf{I} - \mathbf{P}_m)\boldsymbol{\mu} = \mathbf{0}$, we may, as in (45), write

$$T_{n,m+1} = \frac{\hat{\mathbf{e}}_{m+1}^T \boldsymbol{\varepsilon}_n}{\|\hat{\mathbf{e}}_{m+1}\|} = \frac{\mathbf{x}_j^T (\mathbf{I} - \mathbf{P}_m) \boldsymbol{\varepsilon}_n}{\|(\mathbf{I} - \mathbf{P}_m)\mathbf{x}_j\|} \quad \text{if } \hat{\mathcal{A}}_{m+1} \setminus \mathcal{A}_m = \{j\}. \quad (46)$$

Still assuming the event \mathcal{L}_m occurs, suppose the variables π_1, \dots, π_i enter on steps $m+1, \dots, m+i$ for some $i \geq 1$, and then the variable j enters on step $m+i+1$. This would lead to $\hat{\mathbf{e}}_{m+i+1}$ as $\hat{\mathbf{e}}_{m+i+1} = (\mathbf{I} - \mathbf{P}_{m, \{\pi_1, \dots, \pi_i\}})\mathbf{x}_j$, where $\mathbf{P}_{m, \{\pi_1, \dots, \pi_i\}}$ denotes the orthogonal projection onto the span of the columns $\{\mathbf{x}_j, j \in \mathcal{A}_m \cup \{\pi_1, \dots, \pi_i\}\}$. So, just as in (46), we may write

$$T_{n,m+i+1} = \frac{\hat{\mathbf{e}}_{m+i+1}^T \boldsymbol{\varepsilon}_n}{\|\hat{\mathbf{e}}_{m+i+1}\|} = \frac{\mathbf{x}_j^T (\mathbf{I} - \mathbf{P}_{m, \{\pi_1, \dots, \pi_i\}}) \boldsymbol{\varepsilon}_n}{\|(\mathbf{I} - \mathbf{P}_{m, \{\pi_1, \dots, \pi_i\}})\mathbf{x}_j\|} \quad (47)$$

if $\hat{\mathcal{A}}_{m+i+1} \setminus \hat{\mathcal{A}}_{m+i} = \{j\}$ and $\hat{\mathcal{A}}_{m+i} \setminus \mathcal{A}_m = \{\pi_1, \dots, \pi_i\}$.

Now set $\mathbf{R}_n = \mathbf{X}^T \mathbf{X}$ and $\mathbf{V}_n = \mathbf{R}_{n, \mathcal{A}_m^c | \mathcal{A}_m}$, and index the rows and columns of \mathbf{V} with the indices $j \notin \mathcal{A}_m$. Then, for a generic vector $\mathbf{t} = (t_j, j \notin \mathcal{A}_m)^T \in \mathbb{R}^{p-m}$ define for each $j \notin \mathcal{A}_m$ the function $J_{nj}(\mathbf{t}) \equiv t_j$ and for each $j \notin \mathcal{A}_m$ and each subset of indices $\{\pi_1, \dots, \pi_i\} \subset \{1, \dots, p\} \setminus \{\mathcal{A}_m \cup \{j\}\}$, define the function

$$J_{n, \{\pi_1, \dots, \pi_i\}, j}(\mathbf{t}) \equiv t_j - (t_{\pi_1}, \dots, t_{\pi_i})^T (\mathbf{V}_{n, \{\pi_1, \dots, \pi_i\}, \{\pi_1, \dots, \pi_i\}})^{-1} \mathbf{V}_{n, \{\pi_1, \dots, \pi_i\}, j}.$$

Then define standardized versions of $J_{nj}(\mathbf{t})$ and $J_{n, \{\pi_1, \dots, \pi_i\}, j}(\mathbf{t})$ as

$$I_{nj}(\mathbf{t}) \equiv J_{nj}(\mathbf{t}) / \sqrt{\mathbf{V}_{n, j, j}} \quad (48)$$

$$I_{n, \{\pi_1, \dots, \pi_i\}, j}(\mathbf{t}) \equiv J_{n, \{\pi_1, \dots, \pi_i\}, j}(\mathbf{t}) / \sqrt{\mathbf{V}_{n, \{j\} | \{\pi_1, \dots, \pi_i\}}}. \quad (49)$$

Then, defining the random vector $\mathbf{z}_n \equiv (Z_{n, j}, j \notin \mathcal{A}_m)^T$, where

$$Z_{nj} \equiv \mathbf{x}_j^T (\mathbf{I} - \mathbf{P}_m) \boldsymbol{\varepsilon}_n, \quad j \notin \mathcal{A}_m, \quad (50)$$

we find we can restate (46) as $T_{n,m+1} = I_{nj}(\mathbf{z}_n)$ if $\hat{\mathcal{A}}_{m+1} \setminus \mathcal{A}_m = \{j\}$ and (47) as $T_{n,m+i+1} = I_{n, \{\pi_1, \dots, \pi_i\}, j}(\mathbf{z}_n)$ if $\hat{\mathcal{A}}_{m+i+1} \setminus \hat{\mathcal{A}}_{m+i} = \{j\}$ and $\hat{\mathcal{A}}_{m+i} \setminus \mathcal{A}_m = \{\pi_1, \dots, \pi_i\}$. Next we show that on the event \mathcal{L}_m the order of entrance of the columns $j \notin \mathcal{A}_m$ into the active set is determined by the random vector \mathbf{z}_n . For each $j \notin \mathcal{A}_m$ define the scalar

$$a_{nj} \equiv \frac{\mathbf{x}_j^T \mathbf{a}_m}{A_m}, \quad (51)$$

and for each $j \notin \mathcal{A}_m$ and each subset of indices $\{\pi_1, \dots, \pi_i\} \subset \{1, \dots, p\} \setminus \{\mathcal{A}_m \cup \{j\}\}$, define a function of a generic vector $\mathbf{t} = (t_j, j \notin \mathcal{A}_m)^T \in \mathbb{R}^{p-m}$ as

$$a_{n, \{\pi_1, \dots, \pi_i\}, j}(\mathbf{t}) \equiv \frac{\mathbf{x}_j^T \mathbf{a}_m(u_{n1}\mathbf{x}_{\pi_1}, \dots, u_{ni}\mathbf{x}_{\pi_i})}{A_m(u_{n1}\mathbf{x}_{\pi_1}, \dots, u_{ni}\mathbf{x}_{\pi_i})}, \quad (52)$$

where $\mathbf{a}_m(u_{n1}\mathbf{x}_{\pi_1}, \dots, u_{ni}\mathbf{x}_{\pi_i})$ and $A_m(u_{n1}\mathbf{x}_{\pi_1}, \dots, u_{ni}\mathbf{x}_{\pi_i})$ are the equiangular vector and angle computed from the matrix $[\mathbf{X}_m \ u_{n1}\mathbf{x}_{\pi_1} \cdots u_{ni}\mathbf{x}_{\pi_i}]$, with signs u_{n1}, \dots, u_{ni} given by

$$(u_{n1}, \dots, u_{ni}) = (\text{sign}(J_{n\pi_1}(\mathbf{t})), \text{sign}(J_{n,\{\pi_1\},\pi_2}(\mathbf{t})), \dots, \text{sign}(J_{n,\{\pi_1, \dots, \pi_{i-1}\},\pi_i}(\mathbf{t}))).$$

Now, for each $j \notin \mathcal{A}_m$ define the set

$$\mathcal{E}_{nj} \equiv \left\{ \mathbf{t} = (t_l, l \notin \mathcal{A}_m)^T \in \mathbb{R}^{p-m} : \operatorname{argmax}_{j' \notin \mathcal{A}_m} \left\{ \frac{|J_{nj'}(\mathbf{t})|}{1 - \text{sign}(J_{nj'}(\mathbf{t}))a_{nj'}} \right\} = j \right\} \quad (53)$$

and for each $j \notin \mathcal{A}_m$ and each subset of indices $\{\pi_1, \dots, \pi_i\} \subset \{1, \dots, p\} \setminus \{\mathcal{A}_m \cup \{j\}\}$ define the set

$$\mathcal{E}_{n,\{\pi_1, \dots, \pi_i\},j} \equiv \left\{ \mathbf{t} = (t_l, l \notin \mathcal{A}_m)^T \in \mathbb{R}^{p-m} : \operatorname{argmax}_{j' \notin \mathcal{A}_m \cup \{\pi_1, \dots, \pi_i\}} \left\{ \frac{|J_{n,\{\pi_1, \dots, \pi_i\},j'}(\mathbf{t})|}{1 - \text{sign}(J_{n,\{\pi_1, \dots, \pi_i\},j'}(\mathbf{t}))a_{n,\{\pi_1, \dots, \pi_i\},j'}(\mathbf{t})} \right\} = j \right\}. \quad (54)$$

Next, for each permutation $\boldsymbol{\pi} = (\pi_1, \dots, \pi_{p-m})$ of the indices $j \notin \mathcal{A}_m$ define the set $\mathcal{O}_{n,\boldsymbol{\pi}} \equiv \mathcal{E}_{n\pi_1} \cap \mathcal{E}_{n,\{\pi_1\},\pi_2} \cap \cdots \cap \mathcal{E}_{n,\{\pi_1, \dots, \pi_{p-m-1}\},\pi_{p-m}}$, which is the set such that when $\mathbf{z}_n \in \mathcal{O}_{n,\boldsymbol{\pi}}$, the indices $\pi_1, \dots, \pi_{p-m} \notin \mathcal{A}_m$ enter the sample path active set on the steps $m+1, \dots, p$, respectively. Now we may write

$$(T_{n,m+1}, \dots, T_{np}) = \sum_{\boldsymbol{\pi} \in \Pi} \left(I_{n,\pi_1}(\mathbf{z}_n), I_{n,\{\pi_1\},\pi_2}(\mathbf{z}_n), \dots, I_{n,\{\pi_1, \dots, \pi_{p-m-1}\},\pi_{p-m}}(\mathbf{z}_n) \right) \mathbb{I}(\mathbf{z}_n \in \mathcal{O}_{n,\boldsymbol{\pi}}). \quad (55)$$

It then follows from (R2) that $\mathbf{V}_{n,j,j} \rightarrow \mathbf{V}_{j,j}$, $\mathbf{V}_{n,\{j\}|\{\pi_1, \dots, \pi_i\}} \rightarrow \mathbf{V}_{\{j\}|\{\pi_1, \dots, \pi_i\}}$, and

$$(\mathbf{V}_{n,\{\pi_1, \dots, \pi_i\},\{\pi_1, \dots, \pi_i\}})^{-1} \mathbf{V}_{n,\{\pi_1, \dots, \pi_i\},j} \rightarrow (\mathbf{V}_{\{\pi_1, \dots, \pi_i\},\{\pi_1, \dots, \pi_i\}})^{-1} \mathbf{V}_{\{\pi_1, \dots, \pi_i\},j}$$

as $n \rightarrow \infty$. We may then define asymptotic counterparts to $J_{nj}(\mathbf{t})$ and $J_{n,\{\pi_1, \dots, \pi_i\},j}(\mathbf{t})$ as $J_j(\mathbf{t}) \equiv t_j$ and $J_{\{\pi_1, \dots, \pi_i\},j}(\mathbf{t}) \equiv t_j - (t_{\pi_1}, \dots, t_{\pi_i})^T (\mathbf{V}_{\{\pi_1, \dots, \pi_i\},\{\pi_1, \dots, \pi_i\}})^{-1} \mathbf{V}_{\{\pi_1, \dots, \pi_i\},j}$, respectively, as well as asymptotic counterparts to their standardized versions $I_{nj}(\mathbf{t})$ and $I_{n,\{\pi_1, \dots, \pi_i\},j}(\mathbf{t})$ as $I_j(\mathbf{t}) \equiv t_j / \sqrt{\mathbf{V}_{j,j}}$ and $I_{\{\pi_1, \dots, \pi_i\},j}(\mathbf{t}) \equiv J_{\{\pi_1, \dots, \pi_i\},j}(\mathbf{t}) / \sqrt{\mathbf{V}_{\{j\}|\{\pi_1, \dots, \pi_i\}}}$. Then we have, for each $\mathbf{t} = (t_j, j \notin \mathcal{A}_m)^T \in \mathbb{R}^{p-m}$, pointwise convergence such that

$$J_{nj}(\mathbf{t}) \rightarrow J_j(\mathbf{t}) \quad \text{and} \quad J_{n,\{\pi_1, \dots, \pi_i\},j}(\mathbf{t}) \rightarrow J_{\{\pi_1, \dots, \pi_i\},j}(\mathbf{t}) \quad (56)$$

as well as

$$I_{nj}(\mathbf{t}) \rightarrow I_j(\mathbf{t}) \quad \text{and} \quad I_{n,\{\pi_1, \dots, \pi_i\},j}(\mathbf{t}) \rightarrow I_{\{\pi_1, \dots, \pi_i\},j}(\mathbf{t}) \quad (57)$$

as $n \rightarrow \infty$ for each $j \notin \mathcal{A}_m$ and each subset of indices $\{\pi_1, \dots, \pi_i\} \subset \{1, \dots, p\} \setminus \{\mathcal{A}_m \cup \{j\}\}$. Additionally, for each $j \notin \mathcal{A}_m$ let $a_j \equiv \mathbf{R}_{j,\mathcal{A}_m}(\mathbf{R}_{\mathcal{A}_m,\mathcal{A}_m})^{-1}(s_1, \dots, s_m)^T$ and for each subset of indices $\{\pi_1, \dots, \pi_i\} \subset \{1, \dots, p\} \setminus \{\mathcal{A}_m \cup \{j\}\}$ define for a vector $\mathbf{t} = (t_j, j \notin \mathcal{A}_m)^T \in \mathbb{R}^{p-m}$ the function

$$a_{\{\pi_1, \dots, \pi_i\}}(\mathbf{t}) \equiv \mathbf{R}_{j,\{\mathcal{A}_m, \pi_1, \dots, \pi_i\}}(\mathbf{R}_{\{\mathcal{A}_m, \pi_1, \dots, \pi_i\},\{\mathcal{A}_m, \pi_1, \dots, \pi_i\}})^{-1}(s_1, \dots, s_m, u_1, \dots, u_i)^T,$$

where $(u_1, \dots, u_i) = (\text{sign}(J_{\pi_1}(\mathbf{t})), \text{sign}(J_{\{\pi_1\}, \pi_2}(\mathbf{t})), \dots, \text{sign}(J_{\{\pi_1, \dots, \pi_{i-1}\}, \pi_i}(\mathbf{t})))$. Then (R2) gives $a_{nj} \rightarrow a_j$ for each $j \notin \mathcal{A}_m$ as well as the pointwise convergence $a_{n, \{\pi_1, \dots, \pi_i\}}(\mathbf{t}) \rightarrow a_{\{\pi_1, \dots, \pi_i\}}(\mathbf{t})$ for each $\mathbf{t} = (t_j, j \notin \mathcal{A}_m)^T \in \mathbb{R}^{p-m}$ for each $j \notin \mathcal{A}_m$ and each subset of indices $\{\pi_1, \dots, \pi_i\} \subset \{1, \dots, p\} \setminus \{\mathcal{A}_m \cup \{j\}\}$. From here we define for each $j \notin \mathcal{A}_m$ an asymptotic version of \mathcal{E}_{nj} as

$$\mathcal{E}_j \equiv \left\{ \mathbf{t} = (t_j, j \notin \mathcal{A}_m) \in \mathbb{R}^{p-m} : \operatorname{argmax}_{j' \notin \mathcal{A}_m} \left\{ \frac{|J_{j'}(\mathbf{t})|}{1 - \text{sign}(J_{j'}(\mathbf{t}))a_{j'}} \right\} = j \right\} \quad (58)$$

and for each $j \notin \mathcal{A}_m$ and each subset of indices $\{\pi_1, \dots, \pi_i\} \subset \{1, \dots, p\} \setminus \{\mathcal{A}_m \cup \{j\}\}$ an asymptotic version of $\mathcal{E}_{n, \{\pi_1, \dots, \pi_i\}, j}$ as

$$\mathcal{E}_{\{\pi_1, \dots, \pi_i\}, j} \equiv \left\{ \mathbf{t} = (t_j, j \notin \mathcal{A}_m) \in \mathbb{R}^{p-m} : \operatorname{argmax}_{j' \notin \mathcal{A}_m \cup \{\pi_1, \dots, \pi_i\}} \left\{ \frac{|J_{\{\pi_1, \dots, \pi_i\}, j'}(\mathbf{t})|}{1 - \text{sign}(J_{\{\pi_1, \dots, \pi_i\}, j'}(\mathbf{t}))a_{\{\pi_1, \dots, \pi_i\}, j'}(\mathbf{t})} \right\} = j \right\} \quad (59)$$

Moreover, define the set

$$\mathcal{O}_\pi \equiv \mathcal{E}_{\pi_1} \cap \mathcal{E}_{\{\pi_1\}, \pi_2} \cap \dots \cap \mathcal{E}_{\{\pi_1, \dots, \pi_{p-m-1}\}, \pi_{p-m}}. \quad (60)$$

Then for each argument $\mathbf{t} = (t_j, j \notin \mathcal{A}_m) \in \mathbb{R}^{p-m}$, we have $\mathbb{I}(\mathbf{t} \in \mathcal{O}_{n, \pi}) \rightarrow \mathbb{I}(\mathbf{t} \in \mathcal{O}_\pi)$ as $n \rightarrow \infty$, except possibly for a collection of arguments \mathbf{t} having Lebesgue measure zero in \mathbb{R}^{p-m} . Note also that the indicator function $\mathbb{I}(\mathbf{t} \in \mathcal{O}_\pi)$ has a set of discontinuities with Lebesgue measure zero in \mathbb{R}^{p-m} . Now, because $\mathbf{z}_n \xrightarrow{d} \mathbf{z}$ and the latter random vector has a normal distribution on \mathbb{R}^{p-m} that has measure zero on sets of Lebesgue measure zero, the extended continuous mapping theorem gives

$$(T_{n, m+1}, \dots, T_{np}) \xrightarrow{d} \sum_{\pi \in \Pi} \left(I_{\pi_1}(\mathbf{z}), I_{\{\pi_1\}, \pi_2}(\mathbf{z}), \dots, I_{\{\pi_1, \dots, \pi_{p-m-1}\}, \pi_{p-m}}(\mathbf{z}) \right) \mathbb{I}(\mathbf{z} \in \mathcal{O}_\pi)$$

as $n \rightarrow \infty$, where Π is the set of all permutations $\pi = (\pi_1, \dots, \pi_{p-m})$ of the indices $j \notin \mathcal{A}_m$. This proves the second part of (iii). Statement (ii) follows from noting that for each $k = 1, \dots, m$ we have $\text{Cov}(\mathbf{z}_n, \mathbf{e}_k^T \boldsymbol{\varepsilon}_n) = 0$ since $(\mathbf{I} - \mathbf{P}_m)\mathbf{x}_{j_k} = 0$. Since on event \mathcal{L}_m , T_{n1}, \dots, T_{nm} are functions of $\mathbf{e}_1^T \boldsymbol{\varepsilon}_n, \dots, \mathbf{e}_m^T \boldsymbol{\varepsilon}_n$ and $T_{n, m+1}, \dots, T_{np}$ are functions of \mathbf{z}_n , the result follows. Now we prove the first part of (iii). Assume n is large and that the event \mathcal{L}_m holds. Then, by the same arguments by which we could write (45), (46), and (47), we may write $\sum_{k=m+1}^p T_{nk}^2 / \sigma^2 = \frac{1}{\sigma^2} \sum_{k=m+1}^p \frac{(\hat{\mathbf{e}}_k^T \boldsymbol{\varepsilon}_n)^2}{\|\hat{\mathbf{e}}_k\|^2}$, where $\hat{\mathbf{e}}_k = (\mathbf{I} - \hat{\mathbf{P}}_{k-1})\hat{\mathbf{h}}_k$, where $\hat{\mathbf{h}}_k$ is the column of \mathbf{X} entering the active set on step k of $\text{Lar}(\mathbf{X}, \mathbf{y})$ for steps $k = m+1, \dots, p$. Now, on the event \mathcal{L}_m the vectors $\hat{\mathbf{e}}_{m+1}, \dots, \hat{\mathbf{e}}_p$ form an orthogonal basis for the column space of the matrix $(\mathbf{I} - \mathbf{P}_m)\mathbf{X}$, so that $\frac{1}{\sigma^2} \sum_{k=m+1}^p T_{nk}^2 = \frac{1}{\sigma^2} \boldsymbol{\varepsilon}_n^T \mathbf{P} \boldsymbol{\varepsilon}_n$, where \mathbf{P} denotes the orthogonal projection onto the column space of $(\mathbf{I} - \mathbf{P}_m)\mathbf{X}$. We see that this converges in distribution to a random variable having the χ_{p-m}^2 distribution. \blacksquare

Proof of Theorem 19: Note first that for $\hat{\sigma}_n^2 = (n-p)^{-1} \mathbf{y}_n^T (\mathbf{I} - \mathbf{P}_\mathbf{X}) \mathbf{y}_n \equiv (n-p)^{-1} \boldsymbol{\varepsilon}_n^T (\mathbf{I} - \mathbf{P}_\mathbf{X}) \boldsymbol{\varepsilon}_n$ from (17), it holds that $n^{-1} \boldsymbol{\varepsilon}_n^T \boldsymbol{\varepsilon}_n \xrightarrow{p} \sigma^2 > 0$ as $n \rightarrow \infty$ by (R3), while $|(n-p)n^{-1} \hat{\sigma}_n^2 -$

$n^{-1}\boldsymbol{\varepsilon}_n^T\boldsymbol{\varepsilon}_n| = n^{-1}\boldsymbol{\varepsilon}_n^T\mathbf{P}_X\boldsymbol{\varepsilon}_n$ where $n^{-1}\mathbb{E}(\boldsymbol{\varepsilon}_n^T\mathbf{P}_X\boldsymbol{\varepsilon}_n) = p\sigma^2/n \rightarrow 0$ by (R1). Consequently, we have $\hat{\sigma}_n^2 \xrightarrow{p} \sigma^2$ as $n \rightarrow \infty$. Consider the case $m = 0$. Introducing the random variable $S_1 \sim \chi_p^2$, we have $\mathbb{P}(S_1 > \chi_{p,n-1}^2) = n^{-1}$ and $\hat{S}_{n,1} \xrightarrow{d} S_1$ as $n \rightarrow \infty$ (i.e., the latter by Theorem 17 and $\hat{\sigma}_n^2 \xrightarrow{p} \sigma^2$ with Slutsky's theorem), so we may write

$$\begin{aligned}\mathbb{P}(\bar{m} \neq 0) &= \mathbb{P}(\hat{S}_{n,1} > \chi_{p,n-1}^2) \leq |\mathbb{P}(\hat{S}_{n,1} > \chi_{p,n-1}^2) - \mathbb{P}(S_1 > \chi_{p,n-1}^2)| + n^{-1} \\ &\leq \sup_{x \in \mathbb{R}} |\mathbb{P}(\hat{S}_{n,1} \leq x) - \mathbb{P}(S_1 \leq x)| + n^{-1} \rightarrow 0\end{aligned}$$

as $n \rightarrow \infty$, using Polya's theorem on the convergence of distribution functions. This establishes consistency, $\mathbb{P}(\bar{m} = 0) \rightarrow 1$ as $n \rightarrow \infty$, in this case. Now consider the case $m \in \{1, \dots, p\}$. We have

$$\begin{aligned}\mathbb{P}(\bar{m} = m) &= \mathbb{P}(\cap_{k=1}^m \{\hat{S}_{n,k} > \chi_{p-k+1,n-1}^2\} \cap \{\hat{S}_{n,m+1} \leq \chi_{p-m,n-1}^2\}) \\ &\geq \mathbb{P}(\{\hat{S}_{n,m} > \chi_{p,n-1}^2\} \cap \{\hat{S}_{n,m+1} \leq \chi_{p-m,n-1}^2\}) \\ &\geq 1 - \mathbb{P}(\hat{S}_{n,m} \leq \chi_{p,n-1}^2) - \mathbb{P}(\hat{S}_{n,m+1} > \chi_{p-m,n-1}^2),\end{aligned}\tag{61}$$

where the second inequality comes from noting $\hat{S}_{n,m} \leq \dots \leq \hat{S}_{n,1}$ and that the quantile $\chi_{k,n-1}^2$ is strictly increasing in k . It is sufficient to show that the two probabilities in (61) converge to zero as $n \rightarrow \infty$. To bound the second probability, we introduce $S_{m+1} \sim \chi_{p-m}^2$ and write

$$\begin{aligned}\mathbb{P}(\hat{S}_{n,m+1} > \chi_{p-m,n-1}^2) &\leq |\mathbb{P}(\hat{S}_{n,m+1} > \chi_{p-m,n-1}^2) - \mathbb{P}(S_{m+1} > \chi_{p-m,n-1}^2)| + n^{-1} \\ &\leq \sup_{x \in \mathbb{R}} |\mathbb{P}(\hat{S}_{n,m+1} \leq x) - \mathbb{P}(S_{m+1} \leq x)| + n^{-1} \rightarrow 0\end{aligned}$$

as $n \rightarrow \infty$, using $\hat{S}_{n,m+1} \xrightarrow{d} S_{m+1}$ (i.e., by Theorem 17 and $\hat{\sigma}_n^2 \xrightarrow{p} \sigma^2$) with Polya's theorem. To bound the first probability in (61), we introduce $\phi_{n,m} \equiv n(A_m^{-2} - A_{m-1}^{-2})C_m^2$ and note also that $\hat{S}_{n,m} \geq \hat{W}_{n,m}$ and, on the event \mathcal{L}_m in (43), $\hat{W}_{n,m} \geq (\phi_{n,m}^{1/2} - |T_{nm}|)^2/\hat{\sigma}_n^2$ holds for T_{nm} in (14), in order to write

$$\mathbb{P}(\hat{S}_{n,m} \leq \chi_{p,n-1}^2) \leq \mathbb{P}\left((\phi_{n,m}^{1/2} - |T_{nm}|)^2/\hat{\sigma}_n^2 \leq \chi_{p,n-1}^2\right) \leq \mathbb{P}\left((\phi_{n,m}^{1/2} - |T_{nm}|)^2/\hat{\sigma}_n^2 \leq q_{n,p}\right)$$

using above

$$\chi_{p,n-1}^2 \leq q_{n,p} \equiv p + 2\log n + 2\sqrt{p\log n}\tag{62}$$

for all $n \geq 1$ (cf. Inglot (2010)). Since $\hat{\sigma}_n^2 \xrightarrow{p} \sigma^2 > 0$ as $n \rightarrow \infty$, it suffices now to show that $(\phi_{n,m}^{1/2} - |T_{nm}|)^2/q_{n,p} \xrightarrow{p} \infty$ diverges as $n \rightarrow \infty$. This follows using that $\{|T_{nm}|\}_{n=1}^\infty$ is stochastically bounded by $T_{nm} \xrightarrow{d} \mathcal{N}(0, \sigma^2)$ as $n \rightarrow \infty$ along with the fact $q_{n,p}$ grows at the rate $\log n$ while, for large enough n , we have $\phi_{n,m}/n$ is bounded away from zero by

$$\begin{aligned}\phi_{n,m} &\equiv n(A_m^{-2} - A_{m-1}^{-2})C_m^2 = n(1 - s_m \mathbf{x}_{j_m}^T \mathbf{a}_{m-1}/A_{m-1})C_m^2/\mathbf{e}_m^T \mathbf{e}_m \\ &\geq n(\delta/C)^2 \delta^2/\mathbf{e}_m^T \mathbf{e}_m \geq n(\delta^4/C^2)/(2\mathbf{R}_{\{j_m\}|A_{m-1}});\end{aligned}$$

the second above equality comes from (7), the first inequality comes from invoking $C_m > \delta$ by the condition (M1) as well as the inequality in (33), and the third inequality comes from the fact that $\mathbf{e}_m^T \mathbf{e}_m = \mathbf{x}_{j_m}(\mathbf{I} - \mathbf{P}_{m-1})\mathbf{x}_{j_m} \rightarrow \mathbf{R}_{\{j_k\}|A_{m-1}} > 0$ as $n \rightarrow \infty$. \blacksquare

Appendix C. Proofs of Section 5 results

Here we present a result giving the asymptotic joint distribution of centered and scaled step coefficients $\sqrt{n}((\hat{\mathbf{b}}_k)_j - (\mathbf{b}_k)_j)$, $j \in \hat{\mathcal{A}}_k$, $k = 1, \dots, \bar{m}$ as $n \rightarrow \infty$, where $\hat{\mathbf{b}}_{\bar{m}}$ is re-defined as $\hat{\mathbf{b}}_{\bar{m}} = \bar{\mathbf{b}}_{\bar{m}}$. While the step coefficients have a complicated covariance structure, they are found to converge jointly to a multivariate normal distribution. To express the result, introduce, in the context of the prototypical LAR path in Definition 4, the collection of random vectors $\{\mathbf{v}_k \in \mathbb{R}^k, k = 1, \dots, m\}$ such that the vector $\mathbf{v} = (\mathbf{v}_1^T, \dots, \mathbf{v}_m^T)^T$ is a $m(m+1)/2 \times 1$ multivariate normal random vector having mean zero and covariance matrix such that

$$\text{Var}(\mathbf{v}_k) = \sigma^2 \mathbf{R}_{\mathcal{A}_k, \mathcal{A}_k}^{-1} \left[\mathbf{R}_{\mathcal{A}_k, \mathcal{A}_k} + \lambda_k^2 \mathbf{R}_{\{j_{k+1}\}|\mathcal{A}_k} \mathbf{s}_k \mathbf{s}_k^T \right] \mathbf{R}_{\mathcal{A}_k, \mathcal{A}_k}^{-1} \quad (63)$$

for $k = 1, \dots, m$ and

$$\text{Cov}(\mathbf{v}_k, \mathbf{v}_{k'}) = \sigma^2 \mathbf{R}_{\mathcal{A}_k, \mathcal{A}_{k'}}^{-1} \left[\mathbf{R}_{\mathcal{A}_k, \mathcal{A}_{k'}} - \lambda_k \mathbf{s}_k \mathbf{R}_{j_{k+1}, \mathcal{A}_{k'}|\mathcal{A}_k}^T \right] \mathbf{R}_{\mathcal{A}_{k'}, \mathcal{A}_{k'}}^{-1} \quad (64)$$

for $1 \leq k < k' \leq m$, where \mathbf{s}_k is the vector of signs $\mathbf{s}_k \equiv (s_1, \dots, s_k)^T$ and

$$\lambda_k \equiv \frac{s_{k+1}}{1 - s_{k+1} \mathbf{R}_{j_{k+1}, \mathcal{A}_k} \mathbf{R}_{\mathcal{A}_k, \mathcal{A}_k}^{-1} \mathbf{s}_k}$$

for $k = 1, \dots, m-1$ and $\lambda_m \equiv 0$. Then we have the following result:

Theorem 23 *Under the Theorem 14 conditions and with \bar{m} as in (19) and $\hat{\mathbf{b}}_{\bar{m}}$ re-defined as $\hat{\mathbf{b}}_{\bar{m}} \equiv \bar{\mathbf{b}}_{\bar{m}}$, we have*

$$\sqrt{n}[(\hat{\mathbf{b}}_1)_{\hat{\mathcal{A}}_1} - (\mathbf{b}_1)_{\hat{\mathcal{A}}_1}]^T, \dots, [(\hat{\mathbf{b}}_m)_{\hat{\mathcal{A}}_m} - (\mathbf{b}_m)_{\hat{\mathcal{A}}_m}]^T \xrightarrow{d} \mathbf{v} \quad \text{as } n \rightarrow \infty.$$

Proof of Theorem 23: First, note that the vector \mathbf{b}_k satisfying $\mathbf{X}\mathbf{b}_k = \boldsymbol{\mu}_k$ and having entries $(\mathbf{b}_k)_j = 0$ for $j \notin \mathcal{A}_k$ has non-zero entries given by $(\mathbf{b}_k)_{\mathcal{A}_k} = (\mathbf{X}_{\mathcal{A}_k}^T \mathbf{X}_{\mathcal{A}_k})^{-1} \mathbf{X}_{\mathcal{A}_k}^T \boldsymbol{\mu}_k$. Now, as $n \rightarrow \infty$, we will have $\hat{\mathcal{A}}_k = \mathcal{A}_k$ and $\hat{s}_k = s_k$ for $k = 1, \dots, m$ as well as $\bar{m} = m$ with probability approaching one. Assuming this event holds, for any step $k < m$ we have

$$\sqrt{n}((\hat{\mathbf{b}}_k)_{\hat{\mathcal{A}}_k} - (\mathbf{b}_k)_{\hat{\mathcal{A}}_k}) = (\mathbf{X}_{\mathcal{A}_k}^T \mathbf{X}_{\mathcal{A}_k})^{-1} \mathbf{X}_{\mathcal{A}_k}^T \sqrt{n}(\hat{\mathbf{y}}_k - \boldsymbol{\mu}_k), \quad (65)$$

where Lemmas 7 and 8 give

$$\sqrt{n}(\hat{\mathbf{y}}_k - \boldsymbol{\mu}_k) = \sqrt{n} \mathbf{P}_k (\mathbf{y} - \boldsymbol{\mu}) - \frac{1}{A_k} \mathbf{a}_k \sqrt{n}(\hat{C}_{k+1} - C_{k+1}) = \mathbf{P}_k \boldsymbol{\varepsilon}_n - \frac{1}{A_k} \mathbf{a}_k \frac{s_{k+1} \mathbf{e}_{k+1}^T \boldsymbol{\varepsilon}_n}{1 - s_{k+1} \mathbf{x}_{j_{k+1}}^T \mathbf{a}_k / A_k},$$

where we have used $\mathbf{y} = \boldsymbol{\mu} + n^{-1/2} \boldsymbol{\varepsilon}_n$. From here we may re-write (65) as

$$\sqrt{n}((\hat{\mathbf{b}}_k)_{\hat{\mathcal{A}}_k} - (\mathbf{b}_k)_{\hat{\mathcal{A}}_k}) = (\mathbf{X}_{\mathcal{A}_k}^T \mathbf{X}_{\mathcal{A}_k})^{-1} \left[\mathbf{X}_{\mathcal{A}_k} - \left(\frac{s_{k+1}}{1 - s_{k+1} \mathbf{x}_{j_{k+1}}^T \mathbf{a}_k / A_k} \right) \mathbf{e}_{k+1} \mathbf{s}_k^T \right]^T \boldsymbol{\varepsilon}_n,$$

using $A_k^{-1} \mathbf{a}_k = \mathbf{X}_k (\mathbf{X}_k^T \mathbf{X}_k)^{-1} \mathbf{1} = \mathbf{X}_{\mathcal{A}_k} (\mathbf{X}_{\mathcal{A}_k}^T \mathbf{X}_{\mathcal{A}_k})^{-1} \mathbf{s}_k$. Then

$$\begin{aligned} & \text{Var}(\sqrt{n}((\hat{\mathbf{b}}_k)_{\hat{\mathcal{A}}_k} - (\mathbf{b}_k)_{\hat{\mathcal{A}}_k})) \\ &= \sigma^2 (\mathbf{X}_{\mathcal{A}_k}^T \mathbf{X}_{\mathcal{A}_k})^{-1} \left[\mathbf{X}_{\mathcal{A}_k}^T \mathbf{X}_{\mathcal{A}_k} + \frac{\mathbf{e}_{k+1}^T \mathbf{e}_{k+1}}{(1 - s_{k+1} \mathbf{x}_{j_{k+1}}^T \mathbf{a}_k / A_k)^2} \mathbf{s}_k \mathbf{s}_k^T \right] (\mathbf{X}_{\mathcal{A}_k}^T \mathbf{X}_{\mathcal{A}_k})^{-1}, \quad (66) \end{aligned}$$

where we have used $\mathbf{X}_{\mathcal{A}_k}^T \mathbf{e}_{k+1} = \mathbf{0}$ and $\text{Var}(\boldsymbol{\varepsilon}_n) = \sigma^2 \mathbf{I}_n$. Now under Assumption 13, as $n \rightarrow \infty$, $\mathbf{X}_{\mathcal{A}_k}^T \mathbf{X}_{\mathcal{A}_k} \rightarrow \mathbf{R}_{\mathcal{A}_k, \mathcal{A}_k}$, $\mathbf{e}_{k+1}^T \mathbf{e}_{k+1} \rightarrow \mathbf{R}_{j_{k+1}|\mathcal{A}_k}$, and $\mathbf{x}_{j_{k+1}}^T \mathbf{a}_k / A_k \rightarrow \mathbf{R}_{j_{k+1}, \mathcal{A}_k} \mathbf{R}_{\mathcal{A}_k, \mathcal{A}_k}^{-1} \mathbf{s}_k$. Substituting these limits in (66) yields the covariance matrix in (63) for $k < m$. For $k = m$ we have

$$\sqrt{n}((\hat{\mathbf{b}}_m)_{\hat{\mathcal{A}}_m} - (\mathbf{b}_m)_{\hat{\mathcal{A}}_m}) = (\mathbf{X}_{\mathcal{A}_m}^T \mathbf{X}_{\mathcal{A}_m})^{-1} \mathbf{X}_{\mathcal{A}_m}^T \sqrt{n}(\mathbf{y} - \boldsymbol{\mu}_m) = (\mathbf{X}_{\mathcal{A}_m}^T \mathbf{X}_{\mathcal{A}_m})^{-1} \mathbf{X}_{\mathcal{A}_m}^T \boldsymbol{\varepsilon}_n,$$

since we have re-defined $\hat{\mathbf{b}}_{\bar{m}}$ as $\hat{\mathbf{b}}_{\bar{m}} \equiv \bar{\mathbf{b}}_{\bar{m}} = (\mathbf{X}_{\mathcal{A}_{\bar{m}}}^T \mathbf{X}_{\mathcal{A}_{\bar{m}}})^{-1} \mathbf{X}_{\mathcal{A}_{\bar{m}}}^T \mathbf{y}$ and we assume $\bar{m} = m$ holds and since $\boldsymbol{\mu}_m = \boldsymbol{\mu}$ by the assumption (R4) that $\boldsymbol{\mu}$ lies in the column space of \mathbf{X} . Now we have $\text{Var}(\sqrt{n}((\hat{\mathbf{b}}_m)_{\hat{\mathcal{A}}_m} - (\mathbf{b}_m)_{\hat{\mathcal{A}}_m})) = \sigma^2 (\mathbf{X}_{\mathcal{A}_m}^T \mathbf{X}_{\mathcal{A}_m})^{-1} \rightarrow \sigma^2 \mathbf{R}_{\mathcal{A}_m, \mathcal{A}_m}^{-1}$, as $n \rightarrow \infty$, which matches the expression in (63) for $k = m$. Lastly, for any steps k, k' such that $1 \leq k < k' \leq m$ we may write

$$\begin{aligned} & \text{Cov}(\sqrt{n}((\hat{\mathbf{b}}_k)_{\hat{\mathcal{A}}_k} - (\mathbf{b}_k)_{\hat{\mathcal{A}}_k}), \sqrt{n}((\hat{\mathbf{b}}_{k'})_{\hat{\mathcal{A}}_{k'}} - (\mathbf{b}_{k'})_{\hat{\mathcal{A}}_{k'}})) \\ &= \sigma^2 (\mathbf{X}_{\mathcal{A}_k}^T \mathbf{X}_{\mathcal{A}_k})^{-1} \left[\mathbf{X}_{\mathcal{A}_k}^T \mathbf{X}_{\mathcal{A}_k} - \frac{s_{k+1}}{(1 - s_{k+1} \mathbf{x}_{j_{k+1}}^T \mathbf{a}_k / A_k)} \mathbf{s}_k \mathbf{e}_{k+1}^T \mathbf{X}_{\mathcal{A}_{k'}} \right] (\mathbf{X}_{\mathcal{A}_{k'}}^T \mathbf{X}_{\mathcal{A}_{k'}})^{-1}, \end{aligned}$$

using $\mathbf{X}_{\mathcal{A}_k}^T \mathbf{e}_{k'+1} = \mathbf{0}$ and $\mathbf{e}_{k+1}^T \mathbf{e}_{k'+1} = 0$. With $\mathbf{e}_{k+1}^T \mathbf{X}_{\mathcal{A}_{k'}} \rightarrow \mathbf{R}_{j_{k+1}, \mathcal{A}_{k'}|\mathcal{A}_k}$ as $n \rightarrow \infty$, we see that the covariance approaches the expression in (64) as $n \rightarrow \infty$. \blacksquare

Proof of Theorem 20: For context, recall that the original data responses $\mathbf{y} \equiv \boldsymbol{\mu} + \boldsymbol{\varepsilon}$ and design matrix \mathbf{X} are used as inputs to the LAR sample path (i.e., $\text{Lar}(\mathbf{X}, \mathbf{y})$ from Algorithm 1) which estimates the LAR population path (i.e., $\text{Lar}(\mathbf{X}, \boldsymbol{\mu})$ from Algorithm 3). Recall also that bootstrap responses are defined as $\mathbf{y}^* \equiv \bar{\boldsymbol{\mu}} + \boldsymbol{\varepsilon}^*$, where the bootstrap population mean $\bar{\boldsymbol{\mu}} \equiv \hat{\mathbf{P}}_{\bar{m}} \mathbf{y}$ is the orthogonal projection matrix given by the columns $\{\mathbf{x}_j, j \in \hat{\mathcal{A}}_{\bar{m}}\}$ active in the sample path at an estimated step \bar{m} . With this background, the critical step in establishing the validity of bootstrap is showing that the bootstrap analog $\text{Lar}(\mathbf{X}, \bar{\boldsymbol{\mu}})$ is consistent for the structure of the original $\text{Lar}(\mathbf{X}, \boldsymbol{\mu})$ population path, where the latter is defined fundamentally by a sequence of m variable indices j_1, \dots, j_m that enter the active set \mathcal{A}_k of $\text{Lar}(\mathbf{X}, \boldsymbol{\mu})$ in a one-by-one consecutive fashion on steps $k = 1, \dots, m$, respectively, with corresponding signs s_1, \dots, s_m and where $m \leq p$ denotes the number of positive population step correlations (i.e., $C_1 > C_2 > \dots > C_m > 0$) so that $C_k = 0$ for any $m < k \leq p$. Note that (i) the number m of non-zero step correlations, (ii) the variable order over the first m steps, and (iii) the variable signs are the attributes of the population $\text{Lar}(\mathbf{X}, \boldsymbol{\mu})$ path that serve to completely determine the intricate limit distribution of the statistical quantities (T_{n1}, \dots, T_{np}) in (14) by Theorem 17; the latter distribution essentially gives the studentized sampling distribution $(\hat{T}_{n1}, \dots, \hat{T}_{np}) \equiv (T_{n1}, \dots, T_{np}) / \hat{\sigma}_n$ that we seek to approximate by bootstrap (using that $\hat{\sigma}_n$ is a constant in large samples by $\hat{\sigma}_n \xrightarrow{P} \sigma > 0$ as in the proof of Theorem 19). Note that the exact values of the first m population step correlations $C_1 > \dots > C_m > 0$ are not important to this limit distribution in Theorem 17, though these values are used in defining the centering of the quantities $\{T_{nk}\}_{k=1}^m$ in (14). Hence, in order to formally establish the validity of the bootstrap approximation, it then becomes necessary to show that the bootstrap rendition $\text{Lar}(\mathbf{X}, \bar{\boldsymbol{\mu}})$ of the original LAR population path likewise shares the structure of consisting of (i) the same number m of non-zero step correlations, (ii) the same variable order j_1, \dots, j_m over the first m steps,

and (iii) the same variable signs s_1, \dots, s_m , where these features must technically hold with arbitrarily high probability for large n ; furthermore, when this structure holds for the bootstrap and if $\bar{C}_1 > \dots > \bar{C}_m > 0 = \bar{C}_{m+1}$ denote the corresponding bootstrap step correlations from $\text{Lar}(\mathbf{X}, \bar{\boldsymbol{\mu}})$, it must also be shown that $\bar{C}_k = \hat{C}_k$ over steps $k = 1, \dots, m$, where \hat{C}_k denote the sample step correlations from $\text{Lar}(\mathbf{X}, \mathbf{y})$, due to the fact that $\bar{C}_k = \hat{C}_k$ is the centering used in defining the bootstrap analog quantities $\{\hat{T}_{nk}^*\}_{k=1}^m$ over non-zero step correlations. To show $\text{Lar}(\mathbf{X}, \bar{\boldsymbol{\mu}})$ has the above properties, suppose first that the event in (43) and the event that $\bar{m} = m$ both hold, which occurs with arbitrarily high probability for large n . These combined events entail that the original sample path of $\text{Lar}(\mathbf{X}, \mathbf{y})$ admits variables j_1, \dots, j_m one-by-one consecutively over the first m steps with variable signs s_1, \dots, s_m , respectively. Consequently, it further holds that $\bar{\boldsymbol{\mu}} = \mathbf{P}_m \mathbf{y}$ by $\bar{\mathbf{P}}_{\bar{m}} = \mathbf{P}_m$ and that the first m sample step correlations from $\text{Lar}(\mathbf{X}, \mathbf{y})$ are given by

$$\hat{C}_k = \frac{s_k \mathbf{e}_k^T \mathbf{y}}{(1 - s_k \mathbf{x}_{j_k}^T \mathbf{a}_{k-1} / A_{k-1})}, \quad k = 1, \dots, m, \quad (67)$$

where $\mathbf{e}_k \equiv (\mathbf{I} - \mathbf{P}_{k-1}) \mathbf{x}_{j_k}$ by using (8) of Lemma 7. From the bootstrap path $\text{Lar}(\mathbf{X}, \bar{\boldsymbol{\mu}} = \mathbf{P}_m \mathbf{y})$, next let $\bar{\boldsymbol{\mu}}_k$ denote the approximation of $\bar{\boldsymbol{\mu}}$ at step $k = 1, \dots, m$ from Algorithm 3 (i.e., applied to $\bar{\boldsymbol{\mu}}$ in place of $\boldsymbol{\mu}$) where $\bar{\boldsymbol{\mu}}_0 = \mathbf{0}$ and, likewise, let $\bar{C}_k \equiv \max\{|\bar{\mathbf{c}}_k|_j\}$ and $\bar{\mathcal{A}} \equiv \{j : |\bar{\mathbf{c}}_k|_j| = \bar{C}_k\}$, where $\bar{\mathbf{c}}_k \equiv \mathbf{X}^T(\bar{\boldsymbol{\mu}} - \bar{\mathbf{y}}_{k-1})$; further, let \bar{s}_k denote the sign of the column of \mathbf{X} entering on step $k = 1, \dots, m$. Now repeating the proof of Theorem 14 with $\bar{\boldsymbol{\mu}} = \mathbf{P}_m \mathbf{y} = \boldsymbol{\mu} + \mathbf{P}_m \boldsymbol{\varepsilon}$ (i.e., $\boldsymbol{\mu} = n^{-1/2} \mathbf{X}_n \boldsymbol{\beta} = \mathbf{P}_m \boldsymbol{\mu}$ here) in place of $\mathbf{y} = \boldsymbol{\mu} + \boldsymbol{\varepsilon}$, one finds that the same conclusions of Theorem 14(i)-(iii) hold upon replacing instances of “ $\hat{C}_k, \hat{\mathbf{c}}_k, \hat{\mathcal{A}}_k, \hat{s}_k$ ” with analogs “ $\bar{C}_k, \bar{\mathbf{c}}_k, \bar{\mathcal{A}}_k, \bar{s}_k$ ” (that is, the proof does not essentially change upon replacing errors $\boldsymbol{\varepsilon}$ with $\mathbf{P}_m \boldsymbol{\varepsilon}$, where the latter errors have a variance matrix of smaller spectral norm compared to the former errors). From this, we can conclude that, with arbitrarily high probability for increasing n , it holds that the path $\text{Lar}(\mathbf{X}, \bar{\boldsymbol{\mu}})$ admits the same variable order j_1, \dots, j_m over the first m steps with the same signs s_1, \dots, s_k as the original population path given by $\text{Lar}(\mathbf{X}, \boldsymbol{\mu})$ or as the sample path given by $\text{Lar}(\mathbf{X}, \mathbf{y})$; when this feature holds, we can determine that

$$\bar{C}_k = \frac{s_k \mathbf{e}_k^T \bar{\boldsymbol{\mu}}}{(1 - s_k \mathbf{x}_{j_k}^T \mathbf{a}_{k-1} / A_{k-1})} = \frac{s_k \mathbf{e}_k^T \mathbf{y}}{(1 - s_k \mathbf{x}_{j_k}^T \mathbf{a}_{k-1} / A_{k-1})} = \hat{C}_k, \quad k = 1, \dots, m, \quad (68)$$

where $\mathbf{e}_k \equiv (\mathbf{I} - \mathbf{P}_{k-1}) \mathbf{x}_{j_k}$, by using (8) of Lemma 7 for $\bar{\boldsymbol{\mu}} = \mathbf{P}_m \mathbf{y}$ along with $\mathbf{e}_k^T \bar{\boldsymbol{\mu}} = \mathbf{e}_k^T \mathbf{y}$ for $k = 1, \dots, m$ and (67). Likewise, it must similarly follow that $\bar{C}_{m+1} = 0$ or that path $\text{Lar}(\mathbf{X}, \bar{\boldsymbol{\mu}})$ has m non-zero step correlations; to see the latter, if $\bar{C}_{m+1} > 0$ were true then $\mathbf{X}^T(\mathbf{I} - \mathbf{P}_m) \bar{\boldsymbol{\mu}}$ would need to have a non-zero entry by Lemma 7 or Lemma 9(ii), but $\mathbf{X}^T(\mathbf{I} - \mathbf{P}_m) \bar{\boldsymbol{\mu}} = \mathbf{0}$ by $\bar{\boldsymbol{\mu}} = \mathbf{P}_m \mathbf{y}$. We have now shown that the bootstrap rendition $\text{Lar}(\mathbf{X}, \bar{\boldsymbol{\mu}})$, with arbitrarily high probability for increasing n , has the required properties of (i) m of non-zero step correlations, (ii) the appropriate variable order j_1, \dots, j_m over the first m steps, and (iii) the proper variable signs s_1, \dots, s_m , where additionally it holds that $\bar{C}_k = \hat{C}_k$ for each $k = 1, \dots, m$. To complete proof of bootstrap distributional consistency, we use an argument to characterize convergence in probability through pointwise almost sure convergence along subsequences. Let $(\Omega, \mathcal{F}, \mathbb{P})$ denote a probability space for the original random vectors $(\mathbf{X}_n, \boldsymbol{\varepsilon}_n)$, $n \geq 1$, in Assumption 13. Let $\{n_j\}_{j \geq 1}$ denote an arbitrary subsequence of $\{n\}_{n \geq 1}$.

Now using the assumption that the bootstrap errors $\boldsymbol{\varepsilon}_n^*$ satisfy (R.3) in probability, along with the convergence in probability given in Theorem 14 and Theorem 19 and developed above for the bootstrap path $\text{Lar}(\mathbf{X}, \bar{\boldsymbol{\mu}})$, we may extract a further subsequence $\{n_\ell\}_{\ell \geq 1}$ of $\{n_j\}_{j \geq 1}$ and an event $A \in \mathcal{F}$ of probability one (i.e., $\mathbb{P}(A) = 1$) such that, for any given point $\omega \in A$, it holds pointwise along the subsequence $(\mathbf{X}_{n_\ell}(\omega), \boldsymbol{\varepsilon}_{n_\ell}(\omega)) \equiv (\mathbf{X}_{n_\ell}, \boldsymbol{\varepsilon}_{n_\ell})$, $n_\ell \geq 1$, (suppressing dependence of notation on ω and sometimes n_ℓ in the following without loss of clarity) that: (a) eventually for large n_ℓ , it holds that $\bar{m} = m$; the variables j_1, \dots, j_m with signs s_1, \dots, s_m enter stepwise in both $\text{Lar}(\mathbf{X}, \mathbf{y})$ and $\text{Lar}(\mathbf{X}, \bar{\boldsymbol{\mu}})$ for steps $k = 1, \dots, m$; and $\hat{C}_k = \bar{C}_k$ for each $k = 1, \dots, m$ while $\bar{C}_{m+1} = 0$; (b) also, $\max_{1 \leq k \leq m} |\bar{C}_k - C_k| \rightarrow 0$, $\max_{1 \leq k \leq m} \|\bar{\mathbf{C}}_k - \mathbf{C}_k\| \rightarrow 0$, and $\hat{\sigma}_{n_\ell} \rightarrow \sigma > 0$ as $n_\ell \rightarrow \infty$; and (c) in the bootstrap world (or in terms of probability induced by resampling), $n_\ell^{-1/2} \mathbf{X}_{n_\ell}^T \boldsymbol{\varepsilon}_{n_\ell}^* \xrightarrow{d} \mathcal{N}(\mathbf{0}, \boldsymbol{\Sigma} \sigma^2)$ and $n_\ell^{-1} \boldsymbol{\varepsilon}_{n_\ell}^{*T} \boldsymbol{\varepsilon}_{n_\ell}^* \xrightarrow{p} \sigma^2$ as $n_\ell \rightarrow \infty$. Part (b) ensures that, for a given $\omega \in A$, Assumptions (M1)-(M2) hold also. Hence, pointwise for $\omega \in A$, we have all the assumptions in place to apply the same proof of Theorem 17 to show that the bootstrap analog $(T_{n_\ell 1}^*, \dots, T_{n_\ell p}^*)$, where

$$\hat{T}_{n_\ell k}^* \equiv \hat{s}_k^* \left(\frac{1}{\hat{A}_k^{*2}} - \frac{1}{\hat{A}_{k-1}^{*2}} \right)^{1/2} \sqrt{n_\ell} (\hat{C}_k^* - \bar{C}_k), \quad k = 1, \dots, p,$$

has the same distributional limit as $n_\ell \rightarrow \infty$ as the limit given in Theorem 17 for the quantities (T_{n1}, \dots, T_{np}) from (14). Additionally, along a given $\omega \in A$, we also have $\hat{\sigma}_{n_\ell}^{*2} \equiv (n_\ell - p)^{-1} \mathbf{y}_{n_\ell}^{*T} (\mathbf{I} - \mathbf{P}_\mathbf{X}) \mathbf{y}_{n_\ell}^* \equiv (n_\ell - p)^{-1} \boldsymbol{\varepsilon}_{n_\ell}^{*T} (\mathbf{I} - \mathbf{P}_\mathbf{X}) \boldsymbol{\varepsilon}_{n_\ell}^* \xrightarrow{p} \sigma^2$ as $n_\ell \rightarrow \infty$ due to the facts that $n_\ell^{-1} \boldsymbol{\varepsilon}_{n_\ell}^{*T} \boldsymbol{\varepsilon}_{n_\ell}^* \xrightarrow{p} \sigma^2$ as $n_\ell \rightarrow \infty$ in addition to $|(n_\ell - p) n_\ell^{-1} \hat{\sigma}_{n_\ell}^{*2} - n_\ell^{-1} \boldsymbol{\varepsilon}_{n_\ell}^{*T} \boldsymbol{\varepsilon}_{n_\ell}^*| = n_\ell^{-1} \boldsymbol{\varepsilon}_{n_\ell}^{*T} \mathbf{P}_\mathbf{X} \boldsymbol{\varepsilon}_{n_\ell}^* \xrightarrow{p} 0$ because $n_\ell^{-1} \mathbb{E}_*(\boldsymbol{\varepsilon}_{n_\ell}^T \mathbf{P}_\mathbf{X} \boldsymbol{\varepsilon}_{n_\ell}) = p \hat{\sigma}_{n_\ell}^2 / n_\ell \rightarrow 0$ as $n_\ell \rightarrow \infty$ in bootstrap expectation \mathbb{E}_* using $\hat{\sigma}_{n_\ell}^2 \rightarrow \sigma^2$. Consequently, pointwise for $\omega \in A$, the bootstrap quantities $(\hat{T}_{n_\ell 1}^*, \dots, \hat{T}_{n_\ell p}^*) \equiv (\hat{T}_{n_\ell 1}^*, \dots, \hat{T}_{n_\ell p}^*) / \sigma_{n_\ell}^*$ will converge in distribution as $n_\ell \rightarrow \infty$ to a (continuous) distributional limit that matches that of $(\hat{T}_{n1}, \dots, \hat{T}_{np}) \equiv (T_{n1}, \dots, T_{np}) / \hat{\sigma}_n$ at the original data level; in other words, pointwise for $\omega \in A$, we have

$$\sup_{\mathcal{B} \in \mathcal{B}(\mathbb{R}^p)} \left| \mathbb{P}_*((\hat{T}_{n_\ell 1}^*, \dots, \hat{T}_{n_\ell p}^*) \in \mathcal{B}) - \mathbb{P}((\hat{T}_{n1}, \dots, \hat{T}_{np}) \in \mathcal{B}) \right| \rightarrow 0 \quad \text{as } n_\ell \rightarrow \infty.$$

Because the last convergence holds with probability 1 along a subsequence $\{n_\ell\}_{\ell \geq 1}$ of $\{n_j\}_{j \geq 1}$ and because $\{n_j\}_{j \geq 1}$ was an arbitrarily chosen subsequence of $\{n\}_{n \geq 1}$, the probabilistic convergence in Theorem 20 now follows. \blacksquare

Appendix D. Additional data analysis plots

Here we present some additional plots related to the analysis of the diabetes data analyzed in Section 7.2. Figure 8 shows the sample LAR path on the data; this figure presents the same information as Figure 3 of Efron et al. (2004), though our step correlations and coefficients are scaled differently, and we plot the step coefficients against the step number rather than against the sum of the absolute values of the coefficients. Figure 9 depicts in the left panel the estimation of m via (19), which results in $\bar{m} = 5$ and in the right panel the bootstrap probability of active set membership of each variable index over the LAR

steps. In the sample path the variable `bmi` enters the active set on step 1 in front of the variable `ltg`; however, in bootstrap sampling, `bmi` enters on step 1 about 75% of the time with `ltg` entering first the other 25% of the time. Note also that the `tch` variable (gray dashed line), though entering on step 7 in the sample path, is seen to enter as early as steps 3 or 4 about 5% and 25% of the time, respectively. This suggests that the separation conditions (M1)-(M2) of Theorem 14 may not hold for δ large enough to guarantee that the sample LAR path will perfectly recover the sequence of active sets in the underlying population path. Such examples may further motivate a modification to LAR under which it can admit variables simultaneously when they are nearly tied for entrance into the active set.

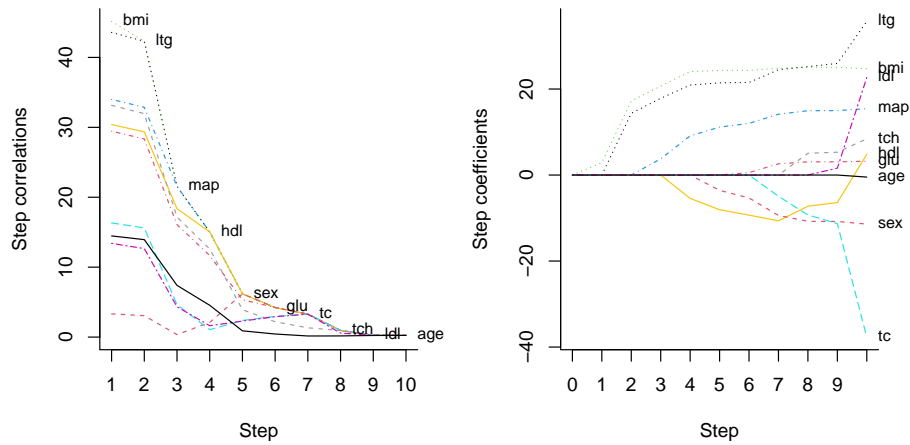


Figure 8: Sample path $\text{Lar}(\mathbf{X}, \mathbf{y})$ on the diabetes data described in Section 7.2.

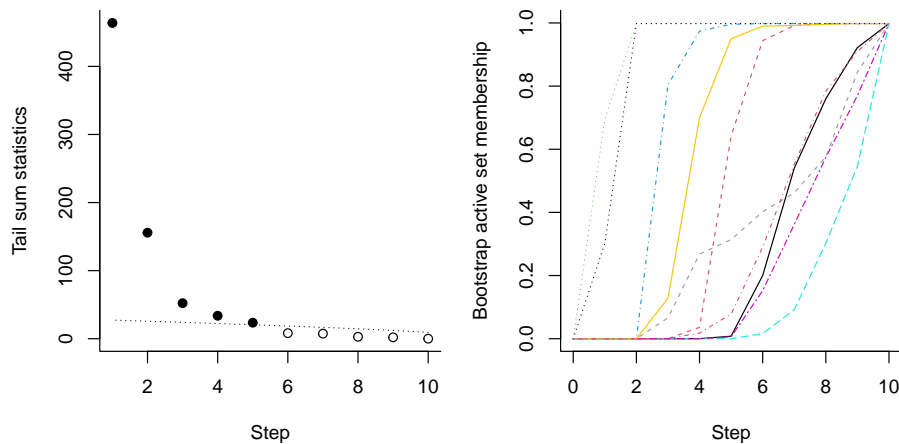


Figure 9: Diagnostic plots for the diabetes data described in Section 7.2.

References

- Peter J Bickel and David A Freedman. Bootstrapping regression models with many parameters. *Festschrift for Erich L. Lehmann*, pages 28–48, 1983.
- Arindam Chatterjee and Soumendra Nath Lahiri. Bootstrapping lasso estimators. *Journal of the American Statistical Association*, 106(494):608–625, 2011.
- Bradley Efron, Trevor Hastie, Iain Johnstone, Robert Tibshirani, et al. Least angle regression. *The Annals of Statistics*, 32(2):407–499, 2004.
- David A Freedman. Bootstrapping regression models. *The Annals of Statistics*, pages 1218–1228, 1981.
- Mihai Giurcanu and Brett Presnell. Bootstrapping lasso-type estimators in regression models. *Journal of Statistical Planning and Inference*, 199:114–125, 2019.
- A. L. Goldberger, L. A. N. Amaral, L. Glass, J. M. Hausdorff, P. Ch. Ivanov, R. G. Mark, J. E. Mietus, G. B. Moody, C.-K. Peng, and H. E. Stanley. PhysioBank, PhysioToolkit, and PhysioNet: Components of a new research resource for complex physiologic signals. *Circulation [Online]*, 101(23):e215–e220, 2000.
- Max Grazier G’Sell, Stefan Wager, Alexandra Chouldechova, and Robert Tibshirani. Sequential selection procedures and false discovery rate control. *Journal of the Royal Statistical Society Series B: Statistical Methodology*, 78(2):423–444, 2016.
- Trevor Hastie and Brad Efron. *lars: Least Angle Regression, Lasso and Forward Stagewise*, 2022. URL <https://CRAN.R-project.org/package=lars>. R package version 1.3.
- Trevor Hastie, Jonathan Taylor, Robert Tibshirani, and Guenther Walther. Forward stage-wise regression and the monotone lasso. *Electronic Journal of Statistics*, 1(none):1 – 29, 2007.
- Tim Hesterberg, Nam Hee Choi, Lukas Meier, and Chris Fraley. Least angle and ℓ_1 penalized regression: A review. *Statistics Surveys*, 2(none):61 – 93, 2008.
- Tadeusz Inglot. Inequalities for quantiles of the chi-square distribution. *Probability and Mathematical Statistics*, 30(2):339–351, 2010.
- Jafar A Khan, Stefan Van Aelst, and Ruben H Zamar. Robust linear model selection based on least angle regression. *Journal of the American Statistical Association*, 102(480):1289–1299, 2007.
- T L Lai, Herbert Robbins, and C Zi Wei. Strong consistency of least squares estimates in multiple regression ii. *Journal of multivariate analysis*, 9(3):343–361, 1979.
- Jason D Lee, Dennis L Sun, Yuekai Sun, Jonathan E Taylor, et al. Exact post-selection inference, with application to the lasso. *The Annals of Statistics*, 44(3):907–927, 2016.
- Richard Lockhart, Jonathan Taylor, Ryan J Tibshirani, and Robert Tibshirani. A significance test for the lasso. *Annals of Statistics*, 42(2):413, 2014.

- Enno Mammen. *When does bootstrap work?: asymptotic results and simulations*, volume 77. Springer Science & Business Media, 2012.
- Kenneth J. Ryan and B. Vardeman, Stephen. *Modern multivariate statistical learning*. Textbook draft, 2025.
- Weijie J Su. When is the first spurious variable selected by sequential regression procedures? *Biometrika*, 105(3):517–527, 2018.
- Jonathan Taylor, Richard Lockhart, Ryan J Tibshirani, and Robert Tibshirani. Post-selection adaptive inference for least angle regression and the lasso. *arXiv preprint arXiv:1401.3889*, 354, 2014.
- Robert Tibshirani. Regression shrinkage and selection via the lasso. *Journal of the Royal Statistical Society: Series B (Methodological)*, 58(1):267–288, 1996.
- Ryan J. Tibshirani. The lasso problem and uniqueness. *Electronic Journal of Statistics*, 7 (none):1456 – 1490, 2013.
- Ryan J Tibshirani. A general framework for fast stagewise algorithms. *J. Mach. Learn. Res.*, 16(1):2543–2588, 2015.
- Quanzeng Wang, Yangling Zhou, Pejman Ghassemi, David McBride, Jon P Casamento, and T Joshua Pfefer. Infrared thermography for measuring elevated body temperature: clinical accuracy, calibration, and evaluation. *Sensors*, 22(1):215, 2021.
- Quanzeng Wang, Yangling Zhou, Pejman Ghassemi, Dwith Chenna, Michelle Chen, Jon Casamento, Joshua Pfefer, and David McBride. Facial and oral temperature data from a large set of human subject volunteers, 2023.
- Peng Zhao and Bin Yu. On model selection consistency of lasso. *The Journal of Machine Learning Research*, 7:2541–2563, 2006.