

Label Curation Using Agentic AI

Subhodeep Ghosh, Bayan Divaaniaazar, Md Ishat-E-Rabban, Spencer Clarke and Senjuti Basu Roy

New Jersey Institute of Technology
{sg2646, bd347, mi375, sdc2, senjutib}@njit.edu

Abstract

Data annotation is essential for supervised learning, yet producing accurate, unbiased, and scalable labels remains challenging as datasets grow in size and modality. Traditional human-centric pipelines are costly, slow, and prone to annotator variability, motivating reliability-aware automated annotation. We present AURA (Agentic AI for Unified Reliability Modeling and Annotation Aggregation), an agentic AI framework for large-scale, multi-modal data annotation. AURA coordinates multiple AI agents to generate and validate labels without requiring ground truth. At its core, AURA adapts a classical probabilistic model that jointly infers latent true labels and annotator reliability via confusion matrices, using Expectation-Maximization to reconcile conflicting annotations and aggregate noisy predictions. Across the four benchmark datasets evaluated, AURA achieves accuracy improvements of up to 5.8% over baseline. In more challenging settings with poor quality annotators, the improvement is up to 50% over baseline. AURA also accurately estimates the reliability of annotators, allowing assessment of annotator quality even without any pre-validation steps.

1 Introduction

Data annotation [Huang and Zhao, 2024; Yan and Huang, 2018; Zhdanovskaya *et al.*, 2023; Pan *et al.*, 2025] is a fundamental prerequisite for supervised learning, yet producing accurate, unbiased, and scalable labels remains a persistent challenge as datasets grow in size, diversity, and modality. Traditional human-centric annotation pipelines rely heavily on expert or crowd-sourced labeling [Sheng *et al.*, 2008; Welinder *et al.*, 2010; Whitehill *et al.*, 2009], which is costly, time-consuming, and difficult to scale. Moreover, human annotations often exhibit significant variability due to subjective interpretation, fatigue, or uneven expertise, leading to noisy and unreliable labels.

Active learning partially alleviates this burden by judiciously involving human annotators in the labeling loop [Basu Roy, 2019; Wang *et al.*, 2017; Yan and Huang,

2018]. However, despite reducing the number of required annotations, active learning remains fundamentally constrained by human availability, latency, and cost, rendering it insufficient for modern large-scale, continuous, and multi-modal data streams.

Recent advances in large language models (LLMs) and autonomous agents have spurred a growing body of work on fully automated annotation pipelines, where multiple AI agents collaboratively generate, refine, and validate labels [Chen *et al.*, 2024; Dutta and others, 2024; Gilardi *et al.*, 2023; He *et al.*, 2024; Qin *et al.*, 2025; Yao *et al.*, 2022; Shinn *et al.*, 2023; Schick *et al.*, 2023]. Although these approaches highlight the promise of agent-driven automation, existing work largely overlooks the systematic modeling of uncertainty, noise, and bias inherent in such agents. In practice, autonomous agents are imperfect and heterogeneous in reliability, with performance varying across tasks, modalities, and contexts. This exposes a critical need for a statistically grounded and generic annotation framework that explicitly model agent uncertainty, disagreement, and bias, and infer high-confidence labels in the absence of ground truth to any domain without additional fine-tuning or in-context learning. Equally important is the ability to rigorously quantify and track the accuracy and reliability of individual agents. Designing such reliability-aware, agentic annotation systems is therefore essential for enabling scalable data annotation for next-generation AI applications.

We present AURA (Agentic AI for Unified Reliability Modeling and Annotation Aggregation), a fully automated agentic AI framework for large-scale, multi-modal data annotation. AURA coordinates multiple AI agents - each exhibiting distinct strengths, and error characteristics - to collaboratively generate, refine, and aggregate annotations. *Importantly, AURA operates entirely with off-the-shelf AI models and does not require any model fine-tuning or in-context learning, allowing it to generalize seamlessly across tasks, modalities, and domains.* Rather than treating annotations as independent votes, AURA explicitly models annotator reliability through a statistically grounded probabilistic framework, enabling principled aggregation of conflicting predictions and the inference of high-confidence labels in the absence of gold-standard supervision.

A core innovation of AURA is the Algorithm AEML (Agentic Expectation Maximization Labeling) that is designed by

appropriately adapting a classical probabilistic model [Dawid and Skene, 1979]. This model is typically used for crowd-sourced label aggregation that jointly infers latent true labels and annotator reliabilities through confusion matrices. AEML resolves the inherent circular dependency between label correctness and annotator trustworthiness using an Expectation-Maximization (EM) technique [Moon, 1996]. In the E-step, it estimates posterior distributions over the true labels by weighting each agent’s predictions according to its current reliability estimates. In the M-step, these posterior label estimates are used to update each agent’s confusion matrix via expectation-weighted counts of correct and incorrect annotations. The process repeats until convergence.

We conduct extensive experiments on four real-world image and video datasets to evaluate the effectiveness of AURA. The results consistently show that annotations aggregated by AURA, outperform annotations produced by individual annotators across all datasets, achieving higher performance. Moreover, the annotator reliability estimates learned by AURA closely track the true annotator accuracies in most cases, demonstrating that the framework automatically identifies which agents are more reliable overall and which agents are better suited for specific classes. When compared against baselines, AURA consistently yields superior performance, particularly in settings with heterogeneous annotator quality or class-dependent biases. AURA’s consistent performance across diverse annotator architectures including large language models (GPT, Gemini), specialized vision models (Swin, CLIP), and domain-specific systems (Pegasus-1.2, QwenVL), demonstrate its adaptability and independence from task-specific calibration or architectural assumptions.

The rest of the paper is organized as follows - in Section 2, we present our data model and formalize the problems. Section 3 presents the proposed framework and the algorithms inside it. In Section 4, we present the experimental evaluation. Section 5 presents related work and we conclude in Section 6.

2 Data Model & Problem Definition

Items and labels. Let $\mathcal{X} = \{x_1, x_2, \dots, x_n\}$ denote a set of n data instances and let \mathcal{Y} denote the label space.

Annotators and Annotator Reliability. $\mathcal{A} = \{1, \dots, M\}$ be a set of annotators. An *annotator* $a \in \mathcal{A}$ is an agent that assigns a label $\ell_i^{(a)} \in \mathcal{Y}$ to an instance $x_i \in \mathcal{X}$. $\ell^{(a)}$ represents a label assigned by annotator a .

Ground Truth. Let y_i^* denote the (possibly latent) ground-truth label associated with instance x_i . In many real-world annotation tasks, y_i^* is not directly observable and must be inferred from multiple noisy annotations or expert adjudication. $y^* \in \mathcal{Y}$ represents a latent ground-truth label.

Class Priors. Also known as prior probability, p_{y^*} defines how frequently label y^* appear in the dataset and is given by:

$$p_{y^*} = \frac{1}{n} \sum_{i=1}^n \Pr(y_i^* = y^*). \quad (1)$$

Annotator Reliability. The reliability of annotator a is defined as the probability that the annotator assigns the correct

label:

$$\alpha_a = \Pr(\ell^{(a)} = y^*). \quad (2)$$

Given a set $\mathcal{X}_a \subseteq \mathcal{X}$ of instances annotated by a , it is estimated as:

$$\hat{\alpha}_a = \frac{1}{|\mathcal{X}_a|} \sum_{x_i \in \mathcal{X}_a} \mathbb{I}[\ell_i^{(a)} = y_i^*], \quad (3)$$

where $\mathbb{I}[\cdot]$ denotes the indicator function.

Convergence Threshold. Let γ denote the convergence threshold. If the difference in log-likelihood between two consecutive iterations fall below γ then we assume the algorithm has converged.

Problem 1 (Ground-Truth Label Identification). Let $\mathcal{X} = \{x_1, \dots, x_n\}$ be a set of n instances, each associated with a latent ground-truth label $y_i^* \in \mathcal{Y}$. Let $\mathcal{A} = \{1, \dots, M\}$ denote a set of annotators who provide noisy labels $\ell_i^{(a)} \in \mathcal{Y}$ associated with the instances.

Given the observed annotations $\{\ell_i^{1:M}\}$ and assuming that annotators may be unreliable and biased, the objective is to infer, for each instance x_i , its latent ground-truth label y_i^* (or equivalently, posterior probability of y^* with respect to x_i as $w_{iy^*} = \Pr(y_i^* = y^* \mid \{\ell_i^{1:M}\}, p_{y^*}, \{\Theta^{1:M}\})$) that best explains the observed annotations.

Problem 2 (Annotator Reliability Matrix Estimation). Let $\mathcal{A} = \{1, \dots, M\}$ be a set of annotators, each characterized by an unknown reliability profile represented as a confusion matrix $\Theta^{(a)} \in [0, 1]^{|\mathcal{Y}| \times |\mathcal{Y}|}$, where $\Theta_{k,l}^{(a)} = \Pr(\ell^{(a)} = l \mid y^* = k) \forall k, l \in \mathcal{Y}$ (k, l together represent an index in $\Theta^{(a)}$).

Given a collection of instances with latent ground-truth labels and the observed annotations $\{\ell^{1:M}\}$, the objective is to estimate the annotator reliability matrices $\{\Theta^{1:M}\}$ that best explain the observed labeling behavior, accounting for the uncertainty in the latent ground-truth labels.

3 Proposed Solution Framework

Figure 1 presents AURA, an Agentic AI based solution framework, which takes off-the-shelf AI agents without any fine tuning or in-context learning. Each agent acts as an independent annotator with its own (unknown) accuracy profile. Given a dataset with no available ground-truth labels, instances are processed in parallel by multiple agents, each of which analyzes the input and produces a class prediction according to a model-specific prompting and inference pipeline.

In this setting, AI agents (i.e., annotators) are inherently heterogeneous. Consequently, simply treating all agents as equally reliable—an assumption implicitly made by standard ensemble techniques such as majority voting—can lead to sub-optimal and unstable predictions. While prior work typically addresses ground-truth label inference and annotator reliability estimation as separate problems, our framework explicitly models their interdependence. We design a probabilistic aggregation model to jointly infer the latent true label of each instance and the reliability of each agent. By iteratively updating posterior label distributions and agent-specific confusion matrices, the framework enables principled aggregation of predictions in fully unlabeled, multi-modal settings.

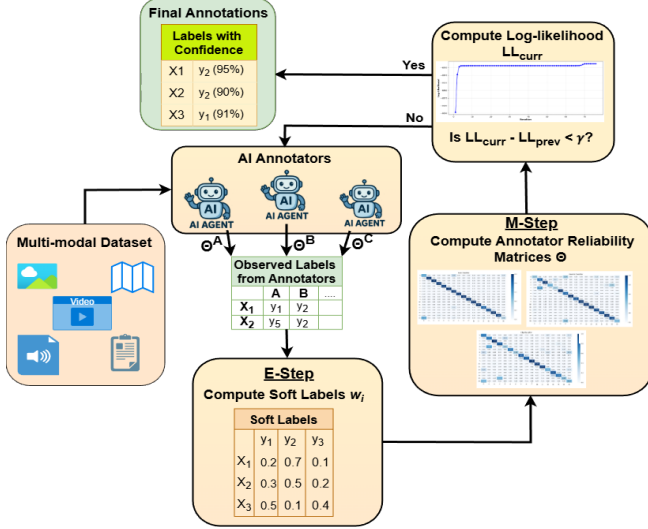


Figure 1: AURA framework

3.1 Algorithms Inside AURA

Now, we describe an expectation-maximization [Moon, 1996] based algorithm AEML (Agentic EM for Labeling) (refer to Algorithm 1) that adapts the classical Dawid-Skene [Dawid and Skene, 1979] model that jointly estimates the annotators reliability and aggregated label of each instance.

AEML aggregates noisy labels from multiple annotators when ground-truth labels are unobserved. It assumes that each data instance has a latent true class and that annotators generate labels independently conditioned on this true class. Each annotator is characterized by a confusion matrix that encodes their reliability and systematic biases across classes, allowing the model to capture heterogeneous annotator behavior rather than assuming uniform accuracy.

Given an instance x_i , AEML jointly estimates its Expected true label $w_{iy^*} = \Pr(y_i^* = y^* \mid \{\ell_i^{1:M}\}, p_{y^*}, \{\Theta^{1:M}\})$ using class prior p_{y^*} , responses $\ell_i^{(a)} \in \mathcal{Y}$ for every annotator $a \in \mathcal{A}$ and Maximize the estimated likelihood of annotator reliability matrix $\Theta^{(a)} = \Pr(\ell^{(a)} \mid y^*)$. We iterate these two steps until the model converges, i.e., the difference in log-likelihood of consecutive iterations falls below a threshold value. In the E-step, the model computes posterior probabilities over the latent true label of each instance by combining the observed annotations weighted by the current estimates of annotator reliability matrices and class priors. In the M-step, these parameters are updated by maximizing the expected complete-data log-likelihood given the posteriors. Each EM iteration is guaranteed to monotonically increase the data likelihood, and the algorithm converges to a stationary point.

Line 1: AEML receives a dictionary of observed annotator labels $\ell_i^{(a)}$ corresponding to each instance $x_i \in \mathcal{X}$, for every annotator $a \in \mathcal{A}$.

Line 2: The label with the highest expectation for a particular instance is chosen as the predicted label for that instance with a confidence score equal to the expectation itself.

Line 3: Initially it is assumed every class has equal likeli-

Algorithm 1 Algorithm AEML

```

1: Input:  $\{1 : \{x_1 : \ell_1^{(1)}, 2 : \ell_2^{(1)}, \dots, x_n : \ell_n^{(1)}\}, \dots M : \{\dots\}\}$ 
2: Output:  $\langle x_i, \arg\max_{y^*} (w_{iy^*}), w_{iy^*} \rangle, \forall x_i \in \mathcal{X}$ 
3: Initialize:  $p_{y^*} \leftarrow \frac{1}{|\mathcal{Y}|} \forall y^* \in \mathcal{Y}$ ,  $\Theta_{k=l}^a \leftarrow \frac{\lambda}{100}$ ,  $\Theta_{k \neq l}^a \leftarrow \frac{100-\lambda}{100(|\mathcal{Y}|-1)} \forall a \in \mathcal{A} = \{1, \dots, M\}$ ,  $LL_{curr} \leftarrow 0$ ,  $LL_{prev} \leftarrow -\infty$ 
4: while True do
5:   for each  $x_i \in \mathcal{X}$  do
6:     E-step using equation 4
7:   end for
8:   for each annotator  $a \in \mathcal{A}$  do
9:     M-step using equations 5 and 6
10:  end for
11:  Compute  $LL_{curr}$  using equation 7
12:  if  $LL_{curr} - LL_{prev} < \gamma$  then
13:    break
14:  else
15:     $LL_{curr} \leftarrow LL_{curr}$ 
16:  end if
17: end while

```

hood to appear and hence class priors p_{y^*} are initialized with uniform probability distribution. It also assumes that every classifier is $\lambda\%$ reliable at predicting the true label, i.e, we initialize the diagonal of Θ^a with $\frac{\lambda}{100}$, and distribute the remaining $(1 - \frac{\lambda}{100})$ uniformly across $|\mathcal{Y}| - 1$ classes. λ is a hyperparameter. The current and previous log-likelihood values are initialized with 0 (best case) and $-\infty$ (worst case) respectively.

Lines 4- 17: AEML learns the label for each instance and the reliability of each annotator by jointly iterating the EM-steps until convergence is reached.

Lines 5- 7: In the E-step, the expected label of every instance is calculated using the equation:

$$\begin{aligned}
 w_{iy^*} &= \Pr(y_i^* = y^* \mid \{\ell_i^{1:M}\}, p_{y^*}, \{\Theta^{1:M}\}) \\
 &= \frac{p_{y^*} \prod_{a=1}^M \Pr(\ell_i^{(a)} \mid y_i^* = y^*, \Theta^a)}{\sum_{y^* \in \mathcal{Y}} p_{y^*} \prod_{a=1}^M \Pr(\ell_i^{(a)} \mid y_i^* = y^*, \Theta^a)}
 \end{aligned} \tag{4}$$

Equation 4 gives us the probability of instance x_i belonging to class $y^* \in \mathcal{Y}$, also called the **posterior probability** of y^* . $\Pr(\ell_i^{(a)} \mid y_i^* = y^*, \Theta^a)$ can be obtained exactly from $\Theta_{y^*, \ell_i^{(a)}}^a$.

Lines 8- 10: The M-step maximizes the estimated likelihood of the annotator reliability matrix for every annotator $a \in \mathcal{A}$ by weighting the frequency of each observed label $\ell_i^{(a)}$ by the posterior probability w_{iy^*} of the ground-truth class:

$$\begin{aligned}
 \Theta_{k,l}^{(a)} &= \Pr(\ell^{(a)} = l \mid y^* = k) \\
 &= \frac{\sum_{i=1}^n w_{ik} \cdot \mathbb{I}[\ell_i^{(a)} = l]}{\sum_{i=1}^n w_{ik}}
 \end{aligned} \tag{5}$$

The denominator subjects the maximization to the constraint $\sum_{l=1}^{|\mathcal{Y}|} \Theta_{k,l}^{(a)} = 1$ for given annotator a forming a valid conditional probability distribution over all possible observed labels $l \in \mathcal{Y}$ given ground-truth class $k \in \mathcal{Y}$, keeping $\Theta^{(a)}$ mathematically interpretable and the model probabilistically coherent. The M-step effectively allows the framework to learn how reliable each annotator is in correctly identifying an instance from a particular class. The class priors are also updated as follows:

$$p_{y^*} = \frac{1}{n} \sum_{i=1}^n w_{iy^*} \quad (6)$$

Line 11: The log-likelihood of current iteration is computed:

$$LL_{curr} = \sum_{i=1}^n \log \left(\sum_{y^* \in \mathcal{Y}} p_{y^*} \prod_{a=1}^M \Theta_{y^*, \ell_i^{(a)}}^a \right) \quad (7)$$

Monitoring log-likelihood provides a quantitative measure of model fit.

Lines 12- 16: We check if the difference $LL_{curr} - LL_{prev} < \gamma$. This serves as a critical stopping criterion for AEML, ensuring model parameters have stabilized and further iterations yield negligible improvement. Otherwise, we assign LL_{prev} to LL_{curr} and begin the next iteration.

Running time of AEML. The E-step involves finding the product of the observed levels for all M annotators with respect to each $|\mathcal{Y}|$ labels taking $\mathcal{O}(M \times |\mathcal{Y}|)$. This is repeated for all n instances taking a total of $\mathcal{O}(n \times M \times |\mathcal{Y}|)$. The M-step requires the computation of the annotator reliability matrix Θ^a which is of size $|\mathcal{Y}| \times |\mathcal{Y}|$ for all M annotators. For each value in Θ^a , we also need to calculate the summation of observed labels over n instances. Thus the total time required is of the order $\mathcal{O}(n \times M \times |\mathcal{Y}|^2)$. The log-likelihood computation involves the summation of n instances over the summation of $|\mathcal{Y}|$ classes with respect to the product of M annotators resulting in a complexity of $\mathcal{O}(n \times M \times |\mathcal{Y}|)$. Given the algorithm runs for e epochs, the total time complexity of AEML is $\mathcal{O}(e \times n \times M \times |\mathcal{Y}|^2)$.

4 Experimental Evaluations

All experiments are conducted on an HP-Omen 16-n0xxx (Windows 11 Home v10.0.26100, Python 3.9.13) with an 8-core AMD Ryzen 7 6800H CPU and 32 GB RAM. Code is made available at: [Git, 2026]

4.1 Experimental Setup

We use the following datasets. The associated labels of the items are considered ground-truth for evaluation purposes.

Datasets

Kinetics-400 [Kay *et al.*, 2017] is an action recognition dataset that comprises more than 300,000 ten-second videos gathered from YouTube and annotated by human experts within 400 action categories that include sports, daily activities, and social behavior. For experimentation, 1,000 videos from 60 different classes were non-uniformly sampled.

ImageNet-ReaL comprises of ImageNet [Russakovsky *et*

Dataset name	Modality	Total records	Total labels
Kinetics-400	Video	1000	60
ImageNet-ReaL	Image	4,271	50
Food-101	Image	1,000	101
CUB-200	Image	1018	17

Table 1: Summary of datasets

al., 2015] validation images augmented with a set of "Re-Assessed" (ReaL) labels [Beyer *et al.*, 2020]. For experimentation, 4271 images with multiple labels were assigned to the 50 most popular classes, distributed non-uniformly.

Food-101 [Bossard *et al.*, 2014] is a food recognition dataset that comprises 101,000 images and classified within 101 food categories spread uniformly. For experimentation, 1000 images uniformly spanning all 101 classes were selected.

CUB-200 [Wah *et al.*, 2011], is an image classification benchmark containing 11788 images from 200 bird species with high visual similarity. For experimentation, 1018 images spread uniformly across 17 classes were selected.

Agentic AI Models.

The models annotate independently to prevent any form of inter-annotator influence or bias propagation. No pre-training or fine-tuning was involved. The models were directly used for inference. Images or videos were provided to each model by means of a prompt instructing the model to annotate items into one of the given classes based on the dataset as follows.

Models Annotating Kinetics-400. The following 7 models were used to annotate the videos via API calls: Google's *Gemini-2.5-flash*, Alibaba Model Studio's *Qwen-2.5-VL*, TwelveLab's *Pegasus-1.2* - models with native video support - and, OpenAI's *GPT-4o-mini*, *GPT-5-mini*, Replicate's *LLaVA-13b*, *MoonDream2* - which needed a preprocessing step where image frames were extracted from the respective videos using OpenCV [Bradski, 2000]. The frames were then sent sequentially to the models for annotation.

Models Annotating ImageNet-ReaL. The following 4 models were used for image annotation via API calls: OpenAI's *GPT-4.1 Nano*, *GPT-4.1 Mini*, *GPT-4o*, and xAI's *Grok-2-vision-1212*.

Models Annotating Food-101. The following 4 models were used for image annotation via local inference: Alibaba Model Studio's *Qwen3-vl-30b*, *Stella-vlm-32b*, *Internvl3.5-30b-a3b*, and *Nemesis*. Quantized versions of these models, provided by LMStudio[Element Labs, 2025], were used to enable efficient inference on local hardware.

Models Annotating CUB-200. The following 3 models were used for image annotation via API calls: *Swin Transformer* [Liu *et al.*, 2021], Google's *Gemini-2.5-flash*, and *CLIP Transformer* [Radford *et al.*, 2021]. A synthetic *Random* annotator which matches the ground-truth with a fixed probability of 60% was also included to study the effect of random noise and systematic errors in our framework.

Implemented Baseline

We use Majority Voting as a baseline for evaluating AURA. Other related approaches are not directly applicable in our setting, as they require additional domain-specific fine-tuning

Dataset	Accuracy		Precision		Recall		F1-score	
	AURA	Ma j .	AURA	Ma j .	AURA	Ma j .	AURA	Ma j .
Kinetics-400	0.938	0.924	0.931	0.944	0.937	0.921	0.928	0.926
ImageNet-ReaL	0.831	0.786	0.841	0.847	0.828	0.799	0.834	0.822
Food-101	0.827	0.769	0.846	0.886	0.824	0.760	0.818	0.791
CUB-200	0.915	0.858	0.919	0.869	0.916	0.815	0.915	0.826

Table 2: Comparison of AURA and Majority Voting across Accuracy, Precision, Recall, and F1-score

or in-context learning, whereas AURA operates using off-the-shelf models without task-specific adaptation.

Evaluation measures

We use the following metrics for quantitative evaluation:

Accuracy denotes the overall proportion of correctly classified instances across all classes

Precision quantifies the proportion of predicted positive instances that are correctly classified, reflecting model’s ability to avoid false positives

Recall measures the sensitivity to detecting all relevant cases, that is the proportion of actual positive instances that are correctly identified

F1-score represents the harmonic mean of precision and recall, providing a balanced metric that accounts for both false positives and false negatives - important in scenarios with class imbalances.

Support is the number of samples present in each class within the dataset.

Pearson Correlation Coefficient measures the linear relationship between two variables.

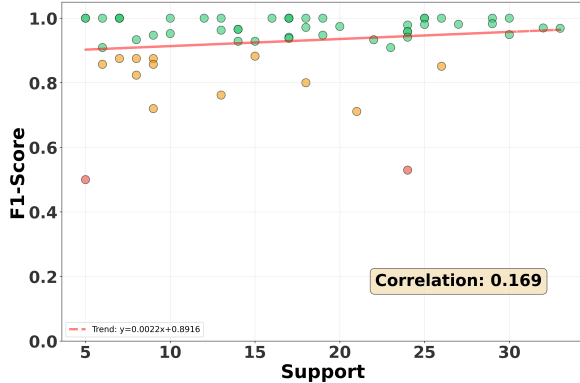


Figure 2: Insensitivity to class Imbalance

4.2 Results

Summary of Results. The results demonstrate that AURA is a generic and effective framework for data annotation and annotator reliability estimation, requiring neither domain-specific fine-tuning nor in-context learning. Across all experimental settings, AURA consistently converges to a locally optimal solution and achieves higher annotation accuracy than any individual annotator. By leveraging complementary strengths of heterogeneous annotators while suppressing stochastic noise and systematic bias, AURA produces robust aggregate labels. The inferred annotator reliabilities

Dataset	Annotator	Reliability	Accuracy
Kinetics-400	GPT-5-mini	0.964	0.933
	Gemini	0.944	0.936
	GPT-4o-mini	0.889	0.847
	Pegasus-1.2	0.886	0.861
	Qwen-VL	0.741	0.718
	LLaVA-13b	0.645	0.642
	MoonDream2	0.065	0.058
ImageNet-ReaL	GPT-4o	0.884	0.814
	GPT-4.1 Mini	0.874	0.759
	Grok 2	0.849	0.751
	GPT-4.1 Nano	0.427	0.396
Food-101	Qwen3-VL	0.905	0.908
	Stella	0.826	0.770
	Nemesis	0.755	0.736
	InternVL	0.644	0.634
CUB-200	Swin	0.909	0.876
	Gemini	0.827	0.803
	CLIP	0.727	0.714
	Random	0.586	0.600

Table 3: Annotator Reliability Scores vs. Actual Accuracy Across Datasets

closely align with true accuracies under ground-truth evaluation, successfully distinguishing high and low-quality annotators. Compared to baseline, AURA’s statistically grounded aggregation yields superior performance across nearly all metrics, as confirmed by ablation studies. Overall, AURA exhibits stable convergence and strong resilience to class imbalance, making it well suited for a real-world annotation framework.

Performance Results

AURA achieves notably high accuracy across all datasets exceeding 80% in all cases and surpassing 90% on both Kinetics-400 and CUB-200 as observed in Table 2, while consistently outperforming Majority Voting across all four benchmarks with performance gains ranging from 2.4% (Kinetics-400) to 5.8% (Food-101). To assess AURA’s performance under reduced annotator quality, an ablation study was conducted on the Kinetics-400 dataset at the end of section 4.2. AURA exhibits a systematic precision-recall tradeoff, consistently achieving superior recall across all benchmarks, while showing marginally lower precision on three datasets. This observation reflects AURA’s tendency towards higher sensitivity, often capturing a greater proportion of true positives while occasionally introducing false positives - consis-

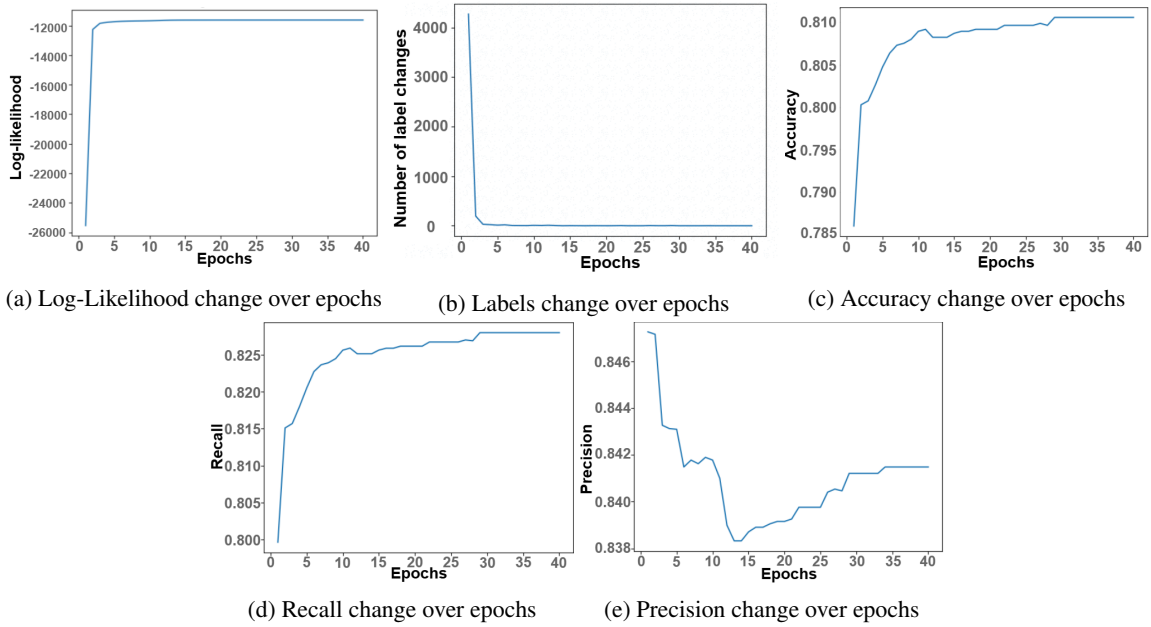


Figure 3: Convergence of AURA

tent with framework’s slight propensity for label overestimation. CUB-200 presents an exceptional case where both precision and recall were improved by AURA, suggesting its reliability estimation mechanism is particularly effective for fine-grained annotation task with greater variance in annotator expertise. Despite occasional precision deficits, AURA consistently outperforms Majority Voting in F1-scores demonstrating its enhanced recall performance yields a more favorable precision-recall balance and superior overall classification performance.

AURA is insensitive to class imbalance as evidenced in Figure 2. The low Pearson correlation coefficient of 0.169 between F1-score and support suggests that the framework does not systematically favor majority classes or penalize minority ones in its aggregation process. Classes with lower F1-scores appear at different support levels indicating the inherent difficulty in annotating them rather than a lack of support issue.

Annotator Reliability vs. Accuracy of Annotators

Table 3 comprehensively portrays AURA’s robust reliability estimation capabilities across all 4 benchmark datasets and 18 heterogeneous annotators. The framework demonstrates consistent calibration performance, effectively retaining a strong rank-order link between estimated reliability and actual accuracy within each dataset, with typical discrepancies of 2-4%. AURA effectively identifies and appropriately downgrades poorly performing annotators, such as MoonDream2 (reliability: 0.065, accuracy: 0.058) in Kinetics-400, and GPT-4.1 Nano (reliability: 0.427, accuracy: 0.396) in ImageNet-Real, while also closely approximating the expected random behavior for the Random annotator (reliability: 0.586, accuracy: 0.600). AURA’s consistent performance across diverse annotator architectures including large language models (GPT, Gemini), specialized vision models (Swin, CLIP), and domain-specific systems (Pegasus-1.2, QwenVL), demonstrate its adaptability and independence from task-specific

calibration or architectural assumptions. AURA’s reliability estimates serve as dependable proxies for actual annotator quality assessment in the absence of prior validation.

Convergence of the Model

The convergence behavior of AURA, illustrated in Figure 3a, is consistent across all datasets. The log-likelihood demonstrates monotonic increase until convergence to a local optimum. We also observe how the drastic change of labels in Figure 3b coincides with the increase in log-likelihood, indicating AURA rapidly identifies optimal label assignments during early training phase. This increasing log-likelihood directly corresponds to improved annotation quality, as evidenced in Figures 3c and 3d, where both accuracy and recall increase progressively across epochs, closely mirroring the log-likelihood trajectory before stabilizing upon convergence. Precision (figure 3e) declines marginally, which is consistent with AURA’s observed tendency toward label overestimation.

Ablation Study

The ablation study conducted on the Kinetics-400 dataset in Figure 4 demonstrates AURA’s remarkable robustness to low quality annotators maintaining substantially higher performance across most metrics in scenarios such as Gemini + Bottom-1/2/3 (in terms of accuracy, refer to Kinetics-400 annotators in Table 3), where Majority Voting experiences severe degradation approaching near-zero performance. This resilience stems from AURA’s reliability weighting mechanism which effectively mitigates the impact of poor annotators, whereas Majority Voting’s equal treatment renders it vulnerable to quality variation. In practice, AURA presents an extremely beneficial approach where a small number of costly, high-quality annotators with large number of cheap, low-quality alternatives can be utilized without compromising overall annotation quality.

As top-performing annotators are progressively removed, AURA consistently reigns superior in accuracy, recall and



Figure 4: Ablation Study and Comparison with baseline

F1-scores, thereby showing its ability to balance the complementary expertise of the available annotators and extract maximum utility. Precision results corroborate AURA’s over-estimation tendency in almost every setting. In many real-world scenarios, the true quality of annotators is unknown or varies unpredictably over tasks. AURA ensures the annotation system remains reliable even when some annotators perform poorly, eliminating the need for extensive pre-validation or continuous quality monitoring.

5 Related Work

Agentic AI frameworks. Several agentic AI frameworks combine multiple large language models to achieve complex behaviors. For example, LangChain [Mavroudis, 2024] enables developers to build autonomous agents by integrating LLMs with external tools through a ReAct (Reasoning + Action) loop, where models iteratively reason, invoke tools, and incorporate feedback. Similarly, Microsoft AutoGen [Wu *et al.*, 2024] supports the orchestration of LLM-powered agent workflows, offering both programmatic APIs and a no-code, pipeline-based interface, with strong support for event-driven agent interactions.

Agentic AI for Data Annotation. Recent work has demonstrated the promise of large language models (LLMs) as automated annotators. Several studies evaluate LLMs as standalone substitutes for human annotators, showing competitive or even superior performance on well-defined text annotation tasks such as event extraction and classification [Chen *et al.*, 2024; Gilardi *et al.*, 2023]. Other efforts move beyond single-model assumptions by incorporating prompt diversity or in-context learning to capture variability in LLM behavior and to estimate annotator reliability [Dutta and others, 2024; He *et al.*, 2024]. These approaches acknowledge that LLM outputs are not deterministic and that aggregation can improve label quality; however, they largely remain task-specific, heuristic in aggregation, or treat reliability implicitly rather than as a first-class modeling objective.

A complementary line of work explores agentic and multi-

agent systems, where multiple LLM-based agents collaborate, reason, and refine outputs [Qin *et al.*, 2025; Yao *et al.*, 2022; Shinn *et al.*, 2023; Schick *et al.*, 2023]. While these systems emphasize autonomy, coordination, and reasoning efficiency, they are not designed explicitly for trustworthy annotation under uncertainty.

In contrast, AURA is generic, does not require any domain specific fine-tuning, and models heterogeneous AI annotators and aggregate their annotation while quantifying these models reliability in statistically grounded probabilistic fashion.

6 Conclusion

In this paper, we introduce AURA, the first fully automated agentic AI framework for large-scale data annotation that relies exclusively on off-the-shelf AI models, without requiring any fine-tuning or in-context learning. AURA builds on a classical probabilistic aggregation model to jointly infer latent true labels and the reliability of individual annotators. Extensive experiments demonstrate that AURA consistently outperforms baselines across diverse datasets and settings, while exhibiting stable convergence behavior that reliably attains local optima. AURA achieves substantially higher annotation accuracy than any individual annotator, establishing it as a dependable annotation framework in scenarios where annotator quality is unknown or heterogeneous. AURA demonstrates robustness to class imbalance and maintains stable performance under skewed data distributions, making it well suited for real-world annotation pipelines. The estimated reliability coefficients closely track ground-truth annotator accuracies and successfully distinguish between high- and low-performing annotators.

As an ongoing work, we are investigating how to incorporate heterogeneous costs in the AI models and design a framework that exhibits cost-performance trade-off.

References

[Basu Roy, 2019] Senjuti Basu Roy. Capturing human factors to optimize crowdsourced label acquisition through

- active learning. *IEEE Data Engineering Bulletin*, 2019.
- [Beyer *et al.*, 2020] Lucas Beyer, Olivier J. Hénaff, Alexander Kolesnikov, Xiaohua Zhai, and Aäron van den Oord. Are we done with imagenet?, 2020.
- [Bossard *et al.*, 2014] Lukas Bossard, Matthieu Guillaumin, and Luc Van Gool. Food-101 – mining discriminative components with random forests. In David Fleet, Tomas Pajdla, Bernt Schiele, and Tinne Tuytelaars, editors, *Computer Vision – ECCV 2014*, pages 446–461, Cham, 2014. Springer International Publishing.
- [Bradski, 2000] G. Bradski. The OpenCV Library. *Dr. Dobbs’s Journal of Software Tools*, 2000.
- [Chen *et al.*, 2024] Ruirui Chen, Chengwei Qin, Weifeng Jiang, and Dongkyu Choi. Is a large language model a good annotator for event extraction? In *Proceedings of the AAAI conference on artificial intelligence*, volume 38, pages 17772–17780, 2024.
- [Dawid and Skene, 1979] Alexander Philip Dawid and Allan M Skene. Maximum likelihood estimation of observer error-rates using the em algorithm. *Journal of the Royal Statistical Society: Series C (Applied Statistics)*, 28(1):20–28, 1979.
- [Dutta and others, 2024] Saptarshi Dutta *et al.* Annotator reliability through in-context learning. In *Proceedings of the AAAI Conference on Artificial Intelligence*, 2024.
- [Element Labs, 2025] Element Labs. Lm studio, 2025. Computer software.
- [Gilardi *et al.*, 2023] Fabrizio Gilardi, Meysam Alizadeh, and Maël Kubli. Chatgpt outperforms crowd workers for text-annotation tasks. *Proceedings of the National Academy of Sciences*, 120(30):e2305016120, 2023.
- [Git, 2026] Anonymous git. <https://anonymous.4open.science/r/AURA-E43E/README.md>, 2026. Anonymous GitHub repository.
- [He *et al.*, 2024] Xingwei He, Zhenghao Lin, Yeyun Gong, A-Long Jin, Hang Zhang, Chen Lin, Jian Jiao, Siu Ming Yiu, Nan Duan, and Weizhu Chen. Annollm: Making large language models to be better crowdsourced annotators. In *Proceedings of the 2024 Conference of the North American Chapter of the Association for Computational Linguistics: Human Language Technologies (Volume 6: Industry Track)*, pages 165–190, 2024.
- [Huang and Zhao, 2024] Qianyu Huang and Tongfang Zhao. Data collection and labeling techniques for machine learning. *arXiv preprint arXiv:2407.12793*, 2024.
- [Kay *et al.*, 2017] Will Kay, Joao Carreira, Karen Simonyan, Brian Zhang, Chloe Hillier, Sudheendra Vijayanarasimhan, Fabio Viola, Tim Green, Trevor Back, Paul Natsev, Mustafa Suleyman, and Andrew Zisserman. The kinetics human action video dataset, 2017.
- [Liu *et al.*, 2021] Ze Liu, Yutong Lin, Yue Cao, Han Hu, Yixuan Wei, Zheng Zhang, Stephen Lin, and Baining Guo. Swin transformer: Hierarchical vision transformer using shifted windows. In *Proceedings of the IEEE/CVF International Conference on Computer Vision (ICCV)*, 2021.
- [Mavroudis, 2024] Vasilios Mavroudis. Lanchain v0. 3. 2024.
- [Moon, 1996] Todd K Moon. The expectation-maximization algorithm. *IEEE Signal processing magazine*, 13(6):47–60, 1996.
- [Pan *et al.*, 2025] Weiran Pan, Wei Wei, Feida Zhu, and Yong Deng. Enhanced sample selection with confidence tracking: Identifying correctly labeled yet hard-to-learn samples in noisy data. In *Proceedings of the AAAI Conference on Artificial Intelligence*, volume 39, pages 19795–19803, 2025.
- [Qin *et al.*, 2025] Maosheng Qin, Renyu Zhu, Mingxuan Xia, Zhen Zhu, Minmin Lin, Junbo Zhao, Lu Xu, Changjie Fan, Runze Wu, Haobo Wang, *et al.* Crowdagent: Multi-agent managed multi-source annotation system. In *Proceedings of the 2025 Conference on Empirical Methods in Natural Language Processing: System Demonstrations*, pages 925–942, 2025.
- [Radford *et al.*, 2021] Alec Radford, Jong Wook Kim, Chris Hallacy, Aditya Ramesh, Gabriel Goh, Sandhini Agarwal, Girish Sastry, Amanda Askell, Pamela Mishkin, Jack Clark, Gretchen Krueger, and Ilya Sutskever. Learning transferable visual models from natural language supervision, 2021.
- [Russakovsky *et al.*, 2015] Olga Russakovsky, Jia Deng, Hao Su, Jonathan Krause, Sanjeev Satheesh, Sean Ma, Zhiheng Huang, Andrej Karpathy, Aditya Khosla, Michael Bernstein, Alexander C. Berg, and Li Fei-Fei. ImageNet Large Scale Visual Recognition Challenge. *International Journal of Computer Vision (IJCV)*, 115(3):211–252, 2015.
- [Schick *et al.*, 2023] Timo Schick, Jane Dwivedi-Yu, Roberto Dessì, Roberta Raileanu, Maria Lomeli, Eric Hambro, Luke Zettlemoyer, Nicola Cancedda, and Thomas Scialom. Toolformer: Language models can teach themselves to use tools. *Advances in Neural Information Processing Systems*, 36:68539–68551, 2023.
- [Sheng *et al.*, 2008] Victor S Sheng, Foster Provost, and Panagiotis G Ipeirotis. Get another label? improving data quality and data mining using multiple, noisy labelers. In *Proceedings of the 14th ACM SIGKDD international conference on Knowledge discovery and data mining*, pages 614–622, 2008.
- [Shinn *et al.*, 2023] Noah Shinn, Federico Cassano, Ashwin Gopinath, Karthik Narasimhan, and Shunyu Yao. Reflexion: Language agents with verbal reinforcement learning. *Advances in Neural Information Processing Systems*, 36:8634–8652, 2023.
- [Wah *et al.*, 2011] Catherine Wah, Steve Branson, Peter Welinder, Pietro Perona, and Serge Belongie. The caltech-ucsd birds-200-2011 dataset. Jul 2011.
- [Wang *et al.*, 2017] Chenguang Wang, Laura Chiticariu, and Yunyao Li. Active learning for black-box semantic role labeling with neural factors. In *IJCAI*, volume 8, pages 9–5, 2017.

- [Welinder *et al.*, 2010] Peter Welinder, Steve Branson, Pietro Perona, and Serge Belongie. The multidimensional wisdom of crowds. *Advances in neural information processing systems*, 23, 2010.
- [Whitehill *et al.*, 2009] Jacob Whitehill, Ting-fan Wu, Jacob Bergsma, Javier Movellan, and Paul Ruvolo. Whose vote should count more: Optimal integration of labels from labelers of unknown expertise. *Advances in neural information processing systems*, 22, 2009.
- [Wu *et al.*, 2024] Qingyun Wu, Gagan Bansal, Jieyu Zhang, Yiran Wu, Beibin Li, Erkang Zhu, Li Jiang, Xiaoyun Zhang, Shaokun Zhang, Jiale Liu, et al. Autogen: Enabling next-gen llm applications via multi-agent conversations. In *First Conference on Language Modeling*, 2024.
- [Yan and Huang, 2018] Yifan Yan and Sheng-Jun Huang. Cost-effective active learning for hierarchical multi-label classification. In *IJCAI*, pages 2962–2968, 2018.
- [Yao *et al.*, 2022] Shunyu Yao, Jeffrey Zhao, Dian Yu, Nan Du, Izhak Shafran, Karthik R Narasimhan, and Yuan Cao. React: Synergizing reasoning and acting in language models. In *The eleventh international conference on learning representations*, 2022.
- [Zhdanovskaya *et al.*, 2023] Anastasia Zhdanovskaya, Daria Baidakova, and Dmitry Ustalov. Data labeling for machine learning engineers: project-based curriculum and data-centric competitions. In *Proceedings of the AAAI Conference on Artificial Intelligence*, volume 37, pages 15886–15893, 2023.