

Deepfake Pornography is Resilient to Regulatory and Platform Shocks

Alejandro Cuevas and Manoel Horta Ribeiro

Princeton University
cuevas@princeton.edu, manoel@princeton.edu

Abstract

Generative artificial intelligence tools have made it easier to create realistic, synthetic non-consensual explicit imagery (popularly known as deepfake pornography; hereinafter SNCEI) of people. Once created, this SNCEI is often shared on various websites, causing significant harm to victims. This emerging form of sexual abuse was recently criminalized in the US at the federal level by S.146, the *TAKE IT DOWN* Act. A week after the bill’s passage became effectively imminent, the MrDeepfakes website—one of the most notorious facilitators of SNCEI creation and dissemination—shut down. Here, we explore the impact of the bill’s passage and the subsequent shutdown as a compound intervention on the dissemination of SNCEI. We select three online forums where sexually explicit content is shared, each containing dedicated subforums to organize various types of sexually explicit content. By leveraging each forum’s design, we compare activity in subforums dedicated to SNCEI with that in other pornographic genres using a synthetic control, quasi-experimental approach. Across websites, we observed an increase in the sharing and requests for SNCEI, and, in some cases, in new contributors. These results indicate that the compound intervention did not suppress SNCEI activity overall but instead coincided with its redistribution across platforms, with substantial heterogeneity in timing and magnitude. Together, our findings suggest that deplatforming and regulatory signals alone may shift where and when SNCEI is produced and shared, rather than reducing its prevalence.

1 Introduction

Across historical contexts, individuals have produced defamatory or humiliating sexual portrayals (ranging from caricatures to manipulated photographs) intended to misrepresent identifiable targets without their consent (Lake 2021). Over time, however, technological advances have lowered barriers to producing such content: from early darkroom ‘composite’ techniques to mass-market image editing software like Adobe Photoshop. Most recently, advances and the popularization of generative artificial intelligence (GenAI) have increased the scale, realism, and accessibility of synthetic non-consensual explicit images (popularly known as deepfake pornography; hereinafter SNCEI).

Copyright © 2025, Association for the Advancement of Artificial Intelligence (www.aaai.org). All rights reserved.

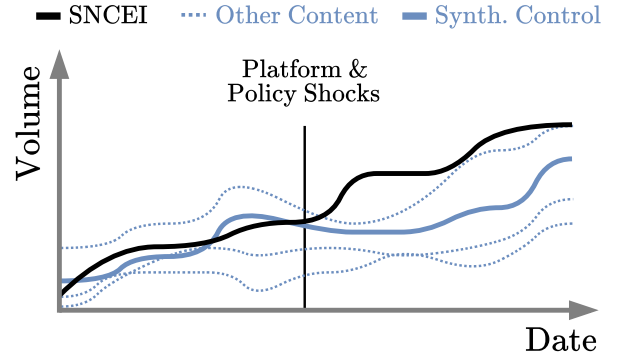


Figure 1: **Motivation.** We study the impact of the *TAKE IT DOWN* Act and the deplatforming of MrDeepFakes on the production of synthetic non-consensual explicit imagery (SNCEI) in three other websites known to host such content. Within these websites, we use the volume of non-SNCEI-related content (dotted blue in the figure) to derive a counterfactual expected volume of SNCEI had the shocks not occurred (the synthetic control; solid blue). We contrast it with the observed sharing of SNCEI content (solid black), finding that SNCEI sharing was resilient to this compound intervention, with significant spillovers to other platforms.

The advancement and popularization of GenAI has transformed a niche or labor-intensive practice into a widely accessible one (Gibson et al. 2025; Mehta et al. 2023; Hawkins, Mittelstadt, and Russell 2025) and enabled a growing ecosystem of online services dedicated to the creation of SNCEI, like nudification websites (Gibson et al. 2025), as well as platforms that facilitate their aggregation and distribution, e.g., MrDeepfakes (Han et al. 2025). Under this new regime, fabricated sexual imagery has increasingly targeted non-public individuals, often within proximate social contexts such as schools and the workplace (Wei et al. 2025; Silverman 2025). Victims of SNCEI, who are disproportionately women (Franks 2024), are extorted and silenced and experience significant emotional distress, humiliation in their immediate social circles, harassment, and stalking as the intimate images are often accompanied by identifying information (Bates 2017; Franks 2024; Wei et al. 2025).

In response to the rapid expansion and documented harms of SNCEI, policymakers have pursued regulatory interventions. In the US, Senate bill S.146 (the *TAKE IT DOWN* Act) proposes federal prohibitions on the non-consensual online publication of intimate visual depictions, including authentic and computer-generated content, along with criminal penalties and takedown obligations for covered platforms (US Congress 2025b). The passage of the bill on April 28, 2025, by the U.S. House of Representatives marked a salient regulatory signal, as President Trump had previously indicated he would sign the bill after reception (Salazar 2025), indicating imminent federal enforcement.

Within a week of the Act’s passage by the US House of Representatives, MrDeepfakes—one of the largest known hubs for SNCEI distribution (Han et al. 2025)—announced its shutdown, citing that a “critical service provider terminated service permanently (Szeto, Pearson, and Angelovski 2025; Wise 2025).¹ Together, these closely timed developments constitute a policy and platform-level intervention that plausibly altered both the production of SNCEI and its migration across adjacent online ecosystems.

Present work. In this paper, we causally examine how regulatory signals and the shutdown of a large platform dedicated to SNCEI affect activity (i.e., new posts, new contributors, and new requests) across adjacent online websites. Exploiting the closely timed passage of the *TAKE IT DOWN* Act by the US House of Representatives and the subsequent shutdown of MrDeepfakes as a compound intervention, we employ a synthetic control design (a commonly used quasi-experimental design) to estimate changes in content production and contributor activity on other related platforms.

We treat these closely timed developments as a salient *compound shock* to the SNCEI ecosystem and ask how production and participation reconfigure in response. Concretely, we use the House passage of the *TAKE IT DOWN* Act and the subsequent deplatforming of MrDeepfakes as an event and examine whether adjacent websites exhibit (i) *suppression*—a sustained decline in SNCEI activity relative to a counterfactual baseline—or instead (ii) *displacement and reconstitution*—a shift in activity to alternative services, potentially coupled with new participant entry.

To investigate this question, we assemble longitudinal traces from three websites that host SNCEI, 4chan, and Websites A and B (which we refer to using monickers for ethical and safety reasons). We capture weekly activity related to (i) new posts in subforums dedicated to SNCEI, (ii) new unique contributors, and (iii) new requests for generating SNCEI. We then construct counterfactual trajectories for each outcome using synthetic control models fitted to the pre-intervention period, allowing us to estimate how each platform would have evolved in the absence of the combined regulatory signal and deplatforming event.

Results. We find that (i) SNCEI sharing activity does not exhibit a sustained decline following the compound intervention. Across all sites we study, post-intervention outcomes remain at or above their synthetic counterfactuals. Instead,

adjacent platforms experience *increases* in SNCEI-related activity along multiple margins, including new posts and requests, and in some cases newly active contributors. (ii) We further observe that activity increases are not transient. Each website exhibits statistically significant and prolonged growth following the intervention window. Finally, (iii) responses differ across platforms: Website A shows increased posting and contributor activity prior to the interventions, whereas 4chan and Website B experience increases only after the interventions. However, across all platforms, we found no evidence that take-downs were taking place.

Implications. Our findings suggest that deplatforming a major SNCEI hub—even alongside an imminent regulatory signal—primarily *reallocates* activity across the ecosystem rather than suppressing it, showcasing its *resilience*. Importantly, this reallocation is neither simultaneous nor uniform: some platforms experience increased activity prior to the intervention, while others see surges only afterward. This heterogeneity in timing and magnitude indicates that users may respond to regulatory change in stages, potentially reflecting differences in awareness, expectations about enforcement, or perceived platform risk. For policies such as the *TAKE IT DOWN* Act, these dynamics imply that, for many users and the websites we studied, awareness exists, but deterrence does not. Future work could examine how user expectations and platform characteristics shape these migration patterns and whether more active enforcement can better mitigate the displacement effect.

2 Related Work

Image-Based Sexual Abuse. Past work on Image-Based Sexual Abuse (IBSA), the umbrella term that encompasses SNCEI, has focused on the motivations to produce NCII content (Han et al. 2025; Timmerman et al. 2023; Gibson et al. 2025; Brigham et al. 2024; Kshetri 2023),² as well as the harms (Wei et al. 2025; Franks 2024; Trifonova and Venkatagiri 2024; Matthews et al. 2024), social perception (Umbach et al. 2024; Brigham et al. 2024; Gamage et al. 2022), dissemination (Han et al. 2025; Timmerman et al. 2023), and regulation (Citron and Franks 2014; Franks 2024). Most similar to our work, Timmerman et al. (2023) study the rise of MrDeepfakes following the deplatforming of r/deepfakes, and Han et al. (2025) characterize the MrDeepfakes website after it became more established. In both cases, the authors find that women are disproportionately the victims; they, in turn, are subject to substantial mental and emotional harms (Franks 2024).

Financial gain seems to be one of the primary motivators for perpetrators (Silverman and Mantzarlis 2025). But there are also other documented motivations, such as curiosity, power, revenge, and the desire to demean and silence victims (Wei et al. 2025; Citron and Franks 2014; Franks 2024). Surveyed individuals across various societies seem to overwhelmingly condemn the creation and dissemination of NCII. Notably, some individuals are more lenient with con-

¹Wise (2025) suggests a connection with the bill’s passage and the termination of services.

²There is a lack of definitional consensus on terminology. We discuss this in more depth in Appendix A.1

sumption (Umbach et al. 2024; Brigham et al. 2024). On the other hand, some people in online communities seem eager to help in the creation of SNCEI (Gamage et al. 2022).

Interventions Aimed at Problematic Content. Prior work has examined monetization restrictions—such as pressuring payment processors or advertising networks—as a lever to curb problematic online content, but finds limited deterrent effects. Platforms and creators routinely adapt by substituting alternative revenue streams, including fringe advertising networks (Papadogiannakis et al. 2025), cryptocurrency-based payments after mainstream processor withdrawal (CivitAI 2025a), off-platform monetization (Hua et al. 2022), and moderation-evasion tactics that allow continued operation on major platforms (Dawoud, Cuevas, and Ram 2026).

Another class of interventions targets access and distribution infrastructure, either by reducing exposure to problematic websites (e.g., search demotion or deterrence messaging (Thakur and Rao 2025)) or by pressuring intermediaries such as hosting providers, registrars, and CDNs to withdraw service (Han, Kumar, and Durumeric 2022). These measures can produce acute disruption: MrDeepfakes, for example, shut down on 5 May after a “critical service provider terminated service permanently” (Szeto, Pearson, and Angelovski 2025; Wise 2025). However, prior work suggests that such takedowns rarely yield ecosystem-level suppression. Communities often relocate, fragment, or shift toward adjacent platforms with weaker moderation (Horta Ribeiro et al. 2021; Russo et al. 2023; Monti et al. 2023). Evidence from deplatforming more broadly is mixed: some bans reduce activity and toxicity on the originating platform (Chandrasekharan et al. 2017; Jhaver et al. 2021), while others document migration and sustained engagement elsewhere, often in less visible spaces (Ali et al. 2021; Urman and Katz 2022). This literature motivates examining whether disruption of a central node produces durable reductions or primarily reallocates harmful activity across the ecosystem.

3 Background

3.1 Legal Landscape

In the United States, early regulation of IBSA developed through a combination of state-level criminal statutes and limited federal provisions. Beginning in the early 2010s, states slowly began enacting “revenge porn” or intimate image abuse laws, faced with an emergence of websites dedicated to the sharing of NCII (Citron and Franks 2014). As of 2023, 48 states had passed laws addressing IBSA in some form (Franks 2024). However, the U.S. Congress repeatedly failed to enact uniform federal legislation, such as the SHIELD Act in September 2023 and the DEFIANCE Act in 2024 (US Congress 2024, 2023).

The emergence of GenAI tools heightened the urgency of national legislation. Recently, the executive branch has emphasized IBSA as a priority harm in the broader governance of AI (Office of the President 2023). These efforts ultimately led to the introduction of the *TAKE IT DOWN* Act in the US Senate on February 13th, 2025 (US Congress 2025b): a federal prohibition on the distribution of NCII depictions—

including AI-generated content—and requires platforms to promptly remove such material upon notice. The bill’s passage by the US Congress made its enactment, AI companies and service providers began to adjust their policies.

Parallel to these developments, the UK entered phased enforcement of the 2023 Online Safety Act (OSA), which imposes platform-level duties to assess and mitigate users’ exposure to content that is illegal under existing criminal law. On March 3rd, 2025, Ofcom (the UK’s Office of Communications; a communications regulator) announced its enforcement programme (Office of Communications 2025a), requiring a wide range of websites to submit an illegal content risk assessment by March 16th (Office of Communications 2024). All three websites we consider in this study would still need to comply with Ofcom’s guidelines regarding the range of content they host. As of now, both 4chan and Website B have received formal information notice by Ofcom (Office of Communications 2025c,b).

A key difference between the UK’s OSA and the US’s *TAKE IT DOWN* Act is that the former centers on regulatory enforcement of platform duties tied to existing criminal law, whereas the latter establishes, within a single statute, both a unified federal prohibition on the distribution of NCII—including SNCEI—and a mandatory notice-and-takedown regime for covered platforms.

3.2 Websites Under Study

We study three prominent websites that host SNCEI. Two are dedicated primarily to sexually explicit material and include one or more subforums focused on SNCEI. As shown in Table 1, the cumulative number of SNCEI posts and contributors on these sites exceeds that reported for MrDeepfakes (Han et al. 2025). The third site, 4chan, is a large forum organized into topic-specific “boards,” only a subset of which host sexually explicit content. For ethical reasons (Section 4.2), we do not publicly name two of the websites, following prior work on SNCEI (Gibson et al. 2025) and on forums that facilitate intimate-partner surveillance (Bellini et al. 2021). We do name 4chan, as it is widely known and has been extensively studied in prior research (Bernstein et al. 2011; Hine et al. 2017).

Website A is a large forum dedicated to the sharing of sexually explicit media. Website A is organized in subforums, threads, and posts. A subforum corresponds to a high-level category (e.g., “Fakes/AI/Deepfakes”) and threads predominantly concern a specific person (e.g., “Taylor Swift”). In each thread, users contribute posts that may include media, such as images, videos, or links to file-sharing sites. More than 90% of the posts we consider contain media, as posts without media contributions are only allowed in certain subforums. Website A displays aggregate statistics for the entire website; at the time of writing, it has 2,717,116 registered users, 251,423 threads, and 5,592,048 posts — corresponding to 48,522,876 images, videos, and external URLs that point to file-sharing services. The list of subforums we consider ($n = 32$) is shown in Table 3. Website A maintains a subforum dedicated to “Fakes/AI/Deep-

fakes”; lifetime counts are shown in Table 1 and counts for this study’s interval in Table 3. Other popular subforums are dedicated to sharing content from paid platforms (e.g., OnlyFans) or aggregating content from adult content creators. The “Fakes/AI/Deepfakes” subforum restricts postings to depictions of individuals who are at least 18 years old and who meet one of several notoriety criteria. Given these criteria, the vast majority of content in this category can reasonably be characterized as SNCEI.

Website B is a large imageboard where users share sexually explicit content that has been in operation since at least 2006. Website B allows registered users to upload posts and tag them with specified categories. Each category acts a subforum where all displayed posts are those that match the high-level category. All posts contain either a few images/GIFs or thousands. The list of subforums ($n=68$) we included is shown in Table 3. Website B organizes content similar to traditional pornographic websites (e.g., action, ethnicity, fetishes, etc.), as observed in Table 3. Recently, they introduced the “AI-generated” tag for content generated using AI tools ($n=43,981$ posts). There is also a “Fakes” tag ($n=10,566$ posts) for content that involves digitally altering an image to make it appear to be someone else. Lastly, the “Celebrities” tag is used for content depicting celebrities ($n=23,688$ posts). Website B also has a “computer-generated” tag which is primarily oriented towards 3D renders, rather than the more specific “AI-generated” category.

4chan is an anonymous imageboard with minimal moderation, organized into topic-specific boards (e.g., Anime & Manga, Technology). Each board contains threads, which in turn consist of individual posts that typically include text and may include images, GIFs, or short video clips. 4chan has been widely studied in prior work, particularly its politics board (`/pol/`) (Jokubauskaitė and Peeters 2020) and its “random” board (`/b/`) (Bernstein et al. 2011). Among 4chan’s 13 adult content boards (Table 3), we focus on `/r/` (“Adult Requests”), a request-oriented board where users seek help locating, identifying, or generating sexually explicit material—including NCII (e.g., leaks). In recent years, requests involving AI tools have become increasingly common (Section 5), making `/r/` a useful proxy for demand for SNCEI. Over our study period, we collected 496,531 posts across 42,234 threads from `/r/`. Because threads and posts are ephemeral, we rely on the Archived.Moe archiver to retrieve historical content from NSFW boards. Due to 4chan’s anonymity, contributor identities are unavailable, and we therefore analyze activity at the post and thread level.

4 Methodology

4.1 Data Sources

We use Website A, Website B, and 4chan as data sources to measure activity related to SNCEI. For Website A and Website B, we design a scraper to collect timestamped posts and their corresponding authors. For 4chan, we leverage a third-party archiver to collect historical threads and posts: Archived.Moe. 4chan’s threads are ephemeral and often deleted after short periods, which is why third-party websites provide historical archives. Furthermore, 4chan is

	Website A (Fakes/AI/Deepf.)	Website B (AI, Celeb., Fakes)	MrDeepfakes (All; Han et al. (2025))
Contribs.	12,151	10,160	1,880
Posts	104,418	359,400	48,734

Table 1: Size comparison across platforms. Contributors refer to unique users who have posted at least one post containing media. For 4chan, the actual number of unique contributors is not known, but it is consistently in the hundreds of thousands, based on their homepage’s statistics.

anonymous so we cannot infer the number of new contributors. For the purposes of this study, we restricted our measurement period to November 1st, 2024, to September 30th, 2025 (48 weeks). For each website, we collect all available threads and posts for each subforum in our measurement interval. The list of subforums we considered for each website, along with the number of posts and unique contributors, is shown in Table 3. For each subforum, we create a weekly timeseries for new posts and newly active contributors, a metric we describe in Section 4.3.

4.2 Ethical Considerations and Open Science

Data Collection. In collecting the data for this study, we did not violate any websites’ Terms of Service (ToS) or their `robots.txt` files. All data from Website B and Archived.Moe (the 4chan archiver) are publicly accessible; most data from Website A are also publicly accessible. Website A hides some of its subforums (such as the “AI/Fakes/Deepfakes” subforum, which is accessible only to free users). Since their ToS does not prohibit scraping, we registered an account to collect data from these hidden subforums. Our analyses focus on aggregate data (i.e., counts of posts and contributors). We do not collect any images or videos. Posts contained associated usernames, and we used these to count contributor activity. We do not attempt to de-anonymize individuals (neither subjects nor contributors). Usernames, however, may contain PII if users choose to share them. Most usernames are publicly visible, except for those in the hidden section of Website A. We acknowledge that scraping these websites increased server load and bandwidth usage. We minimize the number of requests and employ conservative limits (when not explicitly specified in the sites’ `robots.txt` files), well below the expected organic traffic these websites likely handle given their user bases.

Website Name Disclosure and Data Sharing. We seek to balance Open Science principles with the minimization of potential harms. Past work on SNCEI communities and websites repeatedly grapples with the question of whether to publicly name the websites under study (Gibson et al. 2025; Han et al. 2025; Bellini et al. 2021). As discussed by Gibson et al. (2025), naming the websites and sharing data can cause harm within and beyond the research community. These websites contain sexually explicit images and videos of people who may not have consented to having those images shared. Publicly naming these websites can increase traffic, improve their search rankings, and help new users find and engage with them. When assessing these risks, Han

et al. (2025) chose to name the MrDeepfakes website because “it has been named directly in prior work and is the top search result for celebrity sexual deepfakes.” In our case, the two websites we censor do not meet these criteria. At the same time, we recognize the need for reproducibility. Following the framework of Gibson et al. (2025), we are releasing our data and code on Zenodo, with de-identified website names. Researchers may request the identities for Website A and Website B. We will assess requests by verifying the identity of the requesting researcher, confirming that the requested data is appropriate for the stated research purpose, ensuring that requesters subject to age-verification laws for explicit content are at least 18 years old, and consulting institutional or external advisors when a request cannot be clearly resolved internally. We ask readers to refrain from de-identifying these websites based on the metadata shared in this paper. The dataset and code can be found here: <https://doi.org/10.5281/zenodo.18460085>.

4.3 Synthetic Control Setup

To estimate the causal effect of the *TAKE IT DOWN* Act and the subsequent MrDeepfakes takedown on the production of SNCEI, we employ the synthetic control method (Abadie 2021). This method constructs a counterfactual time series (the synthetic control) by creating a linear combination of untreated units—the donor pool or control units—that best reproduces its pre-intervention trajectory. If the counterfactual matches the pre-intervention activity of the treated unit, we assume that in the absence of the intervention, the counterfactual and the treated unit would continue behaving similarly. On the other hand, a divergence between the treated time series (e.g., the activity of a subforum dedicated to SNCEI) and the synthetic control (the linear combination of subforums without NCII) after the intervention represents the estimated treatment effect. All analyses are done using the `rsynth` R package (Hainmueller, Diamond, and Abadie 2011).

A Primer on Synthetic Controls. Synthetic control methods are widely used for policy evaluation in settings with a single treated unit and multiple potential controls. The core premise of the synthetic control method is that an aggregate set of comparison units can reproduce the treated unit’s features more accurately than any single donor unit (Abadie 2021). Additionally, the synthetic control method provides an empirically robust method to select appropriate comparison units. To do this, we identify a convex combination of control units whose pre-treatment outcomes approximate those of the treated unit, thereby generating a baseline for comparison. The post-treatment difference between the treated outcome and its synthetic control provides an estimate of the causal impact of the intervention. The main conditions to be satisfied are that the intervention affects only the treated unit and not the units in the donor pool; that the synthetic control approximates the pre-treatment path; that the synthetic control trend continues post-treatment; and that there are no major structural breaks in the donor pool.

Treatment and Units. We treat the passing of bill S.146, the *TAKE IT DOWN* Act, in the US House of Representatives

(April 28th, 2025 (US Congress 2025b)),³ and the subsequent MrDeepfake shutdown (May 5th, 2025 (Wise 2025)) as a compound intervention. The treated units are the weekly number of new posts and newly active unique contributors in subforums dedicated to sharing SNCEI. We consider a contributor to be newly active if they had no posts in the past 2 months, similar to active editors on Wikipedia (Wikimedia Foundation 2025). There are 23 weeks or “post-periods” after the intervention. For new weekly posts, we build a time series for each subforum on Website A, Website B, and 4chan. Similarly, we constructed time series for the number of new weekly contributors to Website A and Website B. For Website A and Website B, all posts contribute at least one link, image, or video—but often contain many. For 4chan, since we treat it as a proxy for requests, we count all posts.

For each time series, we construct donor pools from sexually explicit subforums not oriented toward SNCEI (Table 3). For Website A, the treated unit is the “Fakes/AI/Deepfakes” subforum; we estimate separate synthetic controls for posts and new contributors using the remaining 32 subforums as donors. For Website B, treated units include “AI-generated” (posts and contributors), “Fakes” (posts), and “Celebrities” (posts), with the remaining 65 subforums as donors; we discard contributor-level results for “Fakes” and “Celebrities” due to poor pre-intervention fit. For 4chan, we use posts from the “Adult Requests” (/r/) subforum as the treated unit and the remaining 13 subforums as donors. We assume the *TAKE IT DOWN* Act primarily affects these treated units, as they disproportionately contain SNCEI-related content and contributors.

Statistical Significance We assess treatment effects using placebo-based inference based on post- to pre-treatment mean squared prediction error (MSPE) ratios, and visualize effects as deviations between observed outcomes and their synthetic control after the intervention. Because synthetic control methods do not admit conventional sampling-based standard errors or classical p-values, statistical significance is assessed using placebo (permutation) tests (Abadie 2021). Specifically, we iteratively reassign the treatment to each control unit, re-estimate the synthetic control, and compute the corresponding post/pre-treatment MSPE ratios. The treated unit’s ratio rank is then evaluated relative to the empirical distribution induced by these placebo assignments. Note that the minimum attainable permutation p-value in the placebo test is mechanically bounded by the number of available control units. With N total units (J donor units and one treated unit), the smallest possible p-value is $1/(J + 1) = 1/N$, corresponding to the treated unit having the most extreme post/pre-treatment MSPE ratio among all placebo assignments. For example, in the case of 4chan, the donor pool size after filtering implies a minimum achievable p-value of 0.100 (or $1/10$).

For placebo-based inference, we restrict the donor pool using standard pre-treatment fit and data-quality filters. We retain only units with sufficiently complete and variable pre-

³In light of the President’s indicated support (Salazar 2025), we treat April 28 as the point at which the Act became effectively imminent and thus the date of intervention.

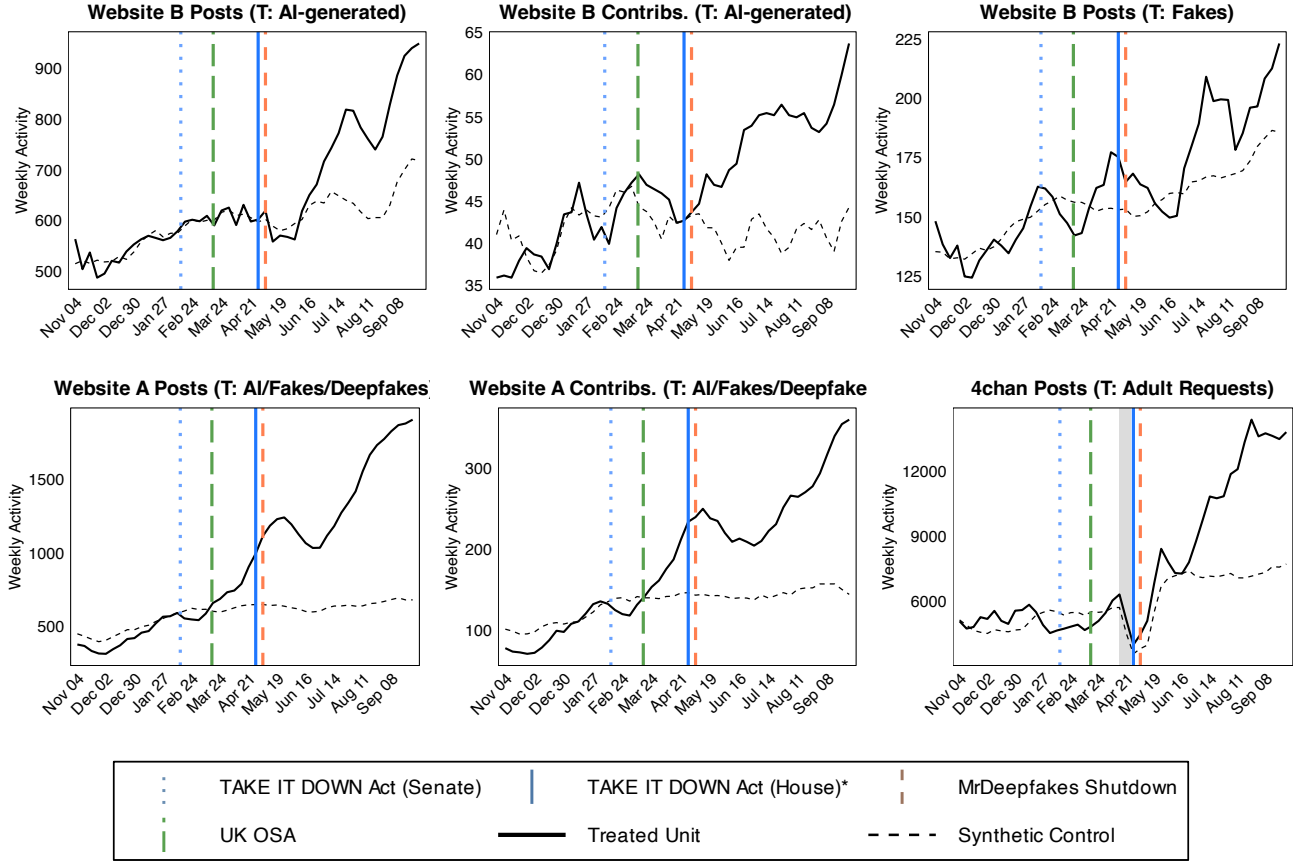


Figure 2: New posts and newly active contributors for each treated unit across the three websites. Vertical lines represent the passing of the *TAKE IT DOWN* Act at the US Senate, UK OSA, US House of Representatives (main intervention*), and the MrDeepfakes shutdown, in order. Numerical results are shown in Table 2. Results for “Celebrities” are shown in Figure 4.

treatment activity (at least 80% of periods observed, non-trivial variation, and repeated nonzero observations), and exclude donors with near-zero activity. We additionally discard placebo units with poor pre-treatment fit, dropping any unit whose pre-treatment MSPE exceeds five times that of the treated unit. This final step can change the number of donors (N) across permutations. These restrictions improve comparability and prevent permutation-based inference from being driven by poorly matched controls (Abadie, Diamond, and Hainmueller 2010).

5 Results

We present the graphical comparison of each treated unit against its counterfactual in Figure 2. The graphical results of the placebo tests, in which we perform a synthetic control analysis for each unit as a treated unit and compute the gap between the treated and the counterfactual, are shown in Figure 3. The numerical results are shown in Table 2. Lastly, the list of subforums and their activity is shown in Table 3.

5.1 Website A

For Website A, we find that the number of posts and newly active contributors in the “AI/Fakes/Deepfakes/” subforum

significantly increased after the passing of the bill and the shutdown of the MrDeepfakes website (Figure 2). Both the number of new contributors and the number of new posts increased substantially following the compound intervention. The post-treatment MSPE exceeds the pre-treatment MSPE, indicating decoupling from the counterfactual. Further, the ratio of post- over pre-treatment MSPE is larger than when any other subforum is tested as a treated unit (i.e., rank 1 in the permutation test). Visually, the placebo tests also confirm a clear increase in the number of posts and contributors as compared to other subforums (Figure 3).

The average gap over the synthetic control was of 737.1 more posts and 111.2 more contributors per week after the intervention. Notably, this subforum was lagging in activity as compared to the synthetic control between November and December 2024. We begin observing a break from the trend mid-March and by mid-April the gap is apparent. Visually, the increase in posts and users seems to begin before the intervention, which may indicate an anticipation effect or the impact of another event.

Backdating Robustness Checks for Anticipation. In both cases (posts and contributors), outcomes diverge *prior*

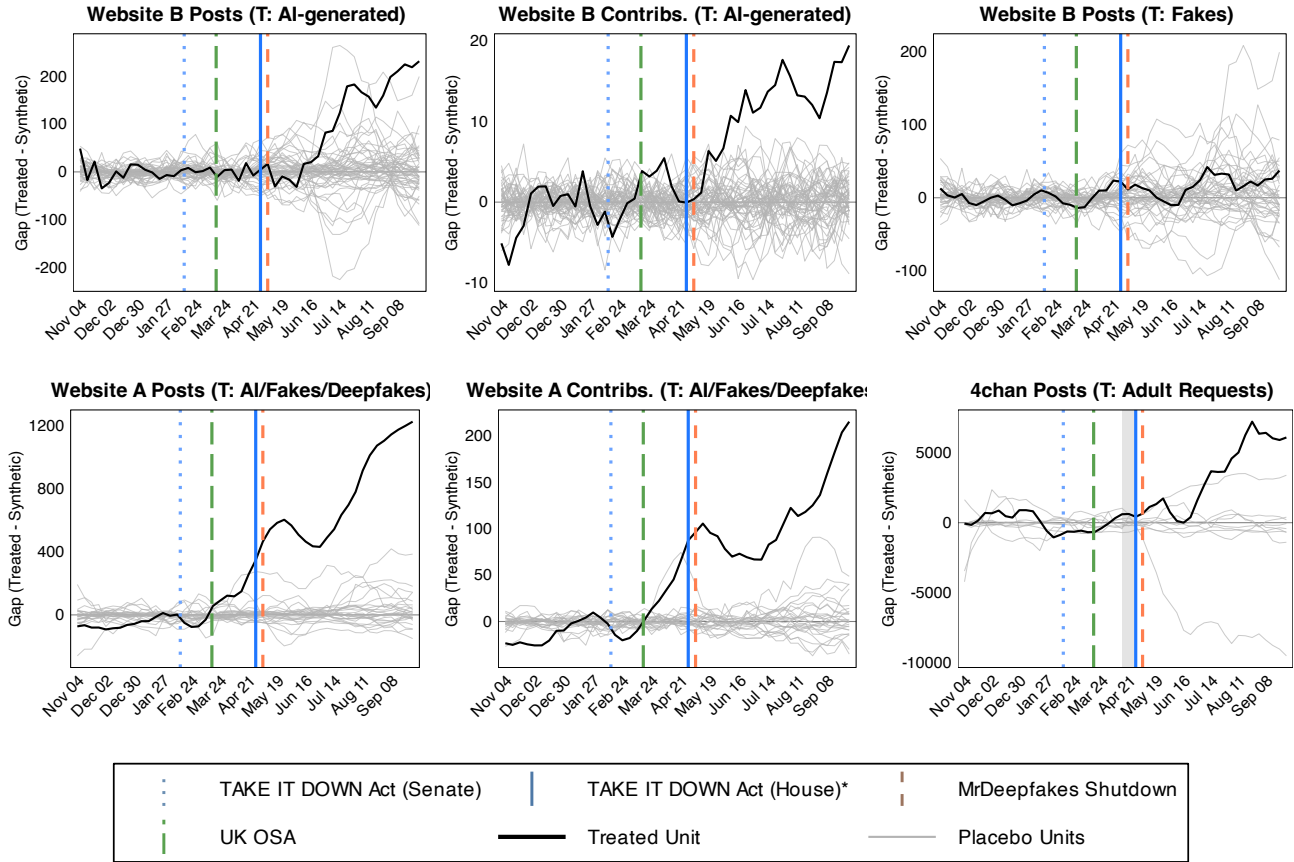


Figure 3: Placebo test results. Solid lines show the difference between each treated unit and its synthetic control. The black line denotes the treated unit; gray lines are possible outcomes for control units. Results for “Celebrities” appear in Figure 4.

to the bill’s passage in the House, motivating a robustness check for potential anticipation effects. Backdating the intervention in a synthetic control framework is a common robustness check when anticipation effects seem to exist. This procedure does not mechanically bias estimated treatment effects, as the method places no restriction on the timing or constancy of post-intervention impacts (Abadie 2021). We re-estimate the synthetic control using the UK’s OSA deadline platform compliance (March 16th, 2025). There are 29 weeks after the intervention. We find that the average post-intervention gap marginally increases from 737.1 to 762.7 for new posts. On the other hand, the average gap for the number of new contributors per week remains stable (111.2 to 102.7). However, in both cases the corresponding MSPE ratios increase substantially: from 79.1 to 634.9 for posts and from 25.8 to 201.7 for contributors (shown in Table 2).

The robustness check cannot tell us whether the earlier divergence is driven by anticipation of the *TAKE IT DOWN* Act or by the UK OSA’s enforcement deadline. Because we cannot separately identify exposure to each law, shifting the treatment date earlier does not isolate a distinct UK OSA effect. Instead, it provides a plausible alternative explanation. Importantly, the estimated post-*TAKE IT DOWN* Act divergence persists under alternative timing assumptions, indicat-

ing that the main effect is robust, even if its precise onset cannot be attributed to a single policy date.

Result. We find a significant increase in posting activity following the *TAKE IT DOWN* Act. At the same time, outcomes begin to diverge before the bill’s passage, consistent with anticipation effects or heightened regulatory salience during this period (including contemporaneous enforcement of UK’s OSA). Our results, therefore, suggest that the Act’s effects on Website A occurred within an ongoing policy window rather than from a single shock.

5.2 Website B

We observe a significant increase in posts and users in the “AI-generated” category after the intervention (Figure 2). For posts, there is a small decrease until mid-June but then a sharp and continuous increase until mid-July. For contributors, the increase seems to immediately increase after the interventions. For posts tagged as “AI-generated”, the MSPE ratio is the highest in the permutation distribution, with p-value 0.020 (1/51). We observed an average gap of 102.7 more posts per week as compared to its syn-

Website	Metric	Treated Unit	T_0^a	Direction	Avg. Gap	MSPE Ratio	Rank	N	p-value ^b	Min. p
4chan	Posts	Requests	04/28/25	+	3,294.2	43.4	1	10	0.100*	0.100
A	Posts	AI/Fakes/Deepfakes	04/28/25	+	737.1	79.1	1	27	0.037*	0.037
A	Contribs.	AI/Fakes/Deepfakes	04/28/25	+	111.2	25.8	1	27	0.037*	0.037
B	Posts	Fakes	04/28/25	+	17.0	6.0	23	43	0.535	0.023
B	Posts	Celebrities	04/28/25	−	−64.8	27.1	8	48	0.167	0.021
B	Posts	AI-generated	04/28/25	+	102.7	68.0	1	51	0.020*	0.020
B	Contribs.	AI-generated	04/28/25	+	11.1	15.4	1	56	0.018*	0.018
<i>Robustness Checks</i>										
A	Posts	AI/Fakes/Deepfakes	03/16/25	+	762.7	634.9	1	27	0.037*	0.038
A	Contribs.	AI/Fakes/Deepfakes	03/16/25	+	102.7	201.7	1	27	0.037*	0.037

* indicates $p < 0.05$ or $p = \text{min. p}$.

Table 2: Synthetic control and placebo results. Backdating robustness check is reported for Website A. T_0 represents intervention date. Direction: + indicates an increase and − a decrease in the outcome. Avg. Gap denotes the mean post-treatment difference (Treated − Synthetic) per time unit. Reported p-values are permutation p-values based on the treated unit’s rank in the MSPE placebo distribution. Min. p is the minimum possible p-value implied by the placebo sample size ($1/N$).

thetic control. For contributors of “AI-generated” posts, the MSPE ratio rank is also the highest, with p-value 0.018 ($1/56$), and the average gap was of 11.1 more new contributors per week than the synthetic control for the study period. Visually, these results can be seen in Figure 3. In the “Fakes” subforum, the weekly number of posts stayed flat throughout the study period relative to the synthetic control. This result indicates that activity continued to trend upwards and was not significantly affected by the intervention. On the other hand, in the “Celebrities” subforum, we observe a seeming decrease in posts as compared to its synthetic control. While the MSPE ratio does not indicate a significant change post-intervention, celebrity-related posts trended downwards post-intervention. We note that, contrary to Website A, Website B has less robust content guidelines which can affect the quality of the proxy; we discuss this limitation in Section 6.1. Furthermore, posts can overlap across categories, which means our average gap estimates across categories are not additive. As mentioned in Section 4.3, we did not achieve a good pre-intervention fit for the number of weekly contributors for the “Fakes” and “Celebrities” subforums with their corresponding synthetic controls, thus we omitted these from analysis.

Result. The passage of the *TAKE IT DOWN* Act caused a significant increase in the number of posts and contributors in the “AI-generated” subforum on Website B. We found no significant change post-intervention in the number of explicit posts tagged as “Fakes” and those tagged with “Celebrities.” The number of “Fakes” posts continued to have a positive slope after bill’s passage, similar to other subforums in Website B, while the “Celebrities” posts had a negative slope after the bill’s passage.

5.3 4chan

For 4chan, we find a significant increase in posts after the intervention, as observed in Figure 2. Importantly, 4chan

faced an incident that took the platform down between April 14th and April 25th, 2025. Three days later, the *TAKE IT DOWN* Act passed the US House of Representatives. As shown, both the number of posts in the “Adult Requests” subforum and the synthetic control steadily return to the pre-intervention trend around May 19th. However, while the number of posts in the “Adult Requests” subforum lagged the synthetic control prior to the incident on April 14th, it rapidly surpassed the synthetic control after April 28th and continues to rise through May. On average, the “Adult Requests” subforum received 3,294.2 more posts than its synthetic control. The MSPE ratio for the “Requests” subforum was also the highest (see Figure 3 and Table 2), resulting in a p-value of 0.100 ($1/10$). This means that the passing of the *TAKE IT DOWN* Act by the US House of Representatives and the MrDeepfakes shutdown caused an increase in the number of posts in the 4chan “Adult Requests” subforum. As we show below, these posts are primarily requests for SNCEI.

Requests for SNCEI As discussed in Section 3, posts on the Adult Requests board (*/r/*) have historically contained requests for SNCEI, using tools such as Adobe Photoshop in the past and, more recently, AI. For example, users post requests asking others to use AI for: nudification, face swapping (e.g., overlapping someone’s face on someone performing a sexual act), body part alteration (e.g., enlarging breasts), or to create sexually explicit clips using pictures and prompts they provide. Other users will then fulfill those requests and post the requested content.

To quantify the prevalence of these requests, we randomly sampled metadata (post title and body text) from 1,000 original posts (i.e., the first post in a thread) posted during our study period. We manually labeled whether each post was a request for SNCEI; however, because we did not collect or use images for this labeling procedure, we may have missed contextual cues. We found that 86.1% of the posts we sampled were requests for SNCEI. This does not include posts that may constitute NCII but that do not use AI, such as requests of “leaks” (e.g., content that was obtained without

authorization). We note that some threads have dozens of media replies, which constitute either the pictures of targets or the results of the requests. Victims were often described as girlfriends, wives, coworkers, and classmates. The majority of cases seemed to concern private individuals, rather than public figures (e.g., influencers, celebrities, or other people of public renown). While a comprehensive characterization of this subforum is beyond the scope of this paper, these results help qualify the results of our synthetic control tests.

Result. The passage of the *TAKE IT DOWN* Act increased the number of posts in the “Adult Requests” subforum. During our study period, 86.1% of posts in this subforum were requests for SNCEI.

6 Discussion

The closely timed regulatory and platform shocks we study plausibly could have deterred SNCEI production and sharing. The *TAKE IT DOWN* Act represented a major federal milestone, expanding criminal liability for SNCEI and introducing a notice-and-takedown regime that could increase both perceived risk and removal capacity. In parallel, the UK’s Online Safety Act (OSA) signaled heightened enforcement of platform duties around illegal harms. Consistent with the possibility of deterrence, MrDeepfakes shut down roughly one week after the Act’s passage (though the causal link is not confirmed), and major AI generation platforms such as CivitAI—long associated with SNCEI creation (Maiberg 2023)—updated their policies in anticipation of increased scrutiny (CivitAI 2025b).

Yet our results suggest that, rather than suppressing participation, regulatory pressure primarily displaced activity across platforms, with no evidence of a slowdown in overall activity. This migration was neither uniform nor solely driven by the shutdown of MrDeepfakes. Website A experienced a surge in activity as early as March, consistent with anticipation effects in which users appear to track policy developments and adjust their platform choices in advance, whereas Website B and 4chan saw increases only after the intervention window. These patterns indicate that regulatory pressure shaped platform choice and the timing of participation, but not underlying demand. Beyond displacement, we observe clear net growth: over our one-year study period, all three websites recorded more posting and contributor activity than MrDeepfakes did over its seven-year lifetime. Moreover, in five of seven treated units, SNCEI subforums grew faster than other subforums on the same platforms. Because our analysis measures contributor activity rather than consumption, these increases likely represent a lower bound on total engagement: rising requests for SNCEI suggest that audience size and demand expanded well beyond what contributor counts alone capture.

These results echo outcomes of the anti-sex trafficking bills FOSTA and SESTA. In 2018, two weeks after the US Congress passed these bills, two large online sex advertising platforms ceased operation (Zeng, Danaher, and Smith 2022). However, as Zeng, Danaher, and Smith (2022) find, the bills’ passage and the riddance of these two ma-

jor websites had seemingly no impact on prostitution arrests and violence against women (Zeng, Danaher, and Smith 2022). Instead, within months, there was a significant increase in the number of commercial sex advertisements and visitors to offshore sites not subject to US legal jurisdiction (Zeng, Danaher, and Smith 2022). Scholars have found similar results when studying the deplatforming of extremist sites (Vu, Hutchings, and Anderson 2024), online dark-web marketplaces (Soska and Christin 2015), and cybercriminal services (Vu et al. 2025). Lest we forget, MrDeepfakes itself launched just a week after Reddit banned the `/r/deepfakes` subreddit (Timmerman et al. 2023).

6.1 Limitations

Donor Unit Comparability. Synthetic control designs depend on the availability of comparable donor units and stable pre-treatment dynamics. We argue that donor units are comparable insofar as they coexist on the same platforms as the treated units, but contain content that should be differentially affected by the intervention. Nevertheless, as with all observational designs, residual confounding and sensitivity to design choices cannot be fully ruled out.

Construct Validity. Our goal is to study the dissemination of SNCEI. To do so, we employ proxies based on the number of posts and contributors across three websites. Website A has a clearly defined subforum dedicated to SNCEI with explicit content guidelines and activity thresholds that constrain where users may post or initiate threads. These features make Website A a reliable proxy for measuring activity related to the sharing of SNCEI. By contrast, Website B relies on user-generated categorization across three categories of interest, and newly registered users may upload content immediately. While Website B enforces general platform rules (e.g., prohibitions on underage content), it does not provide category-specific guidance. As a result, although Website B remains a useful site for studying SNCEI dissemination, we cannot rule out the possibility that observed changes reflect shifts in users’ tagging behavior (e.g., avoiding the “Celebrities” or “Fakes” labels) rather than changes in the underlying volume of SNCEI content. In the case of 4chan, we estimate the proportion of SNCEI-related requests using textual analysis and manual labeling.

Causal Effect of the Interventions. Synthetic control analyses typically focus on a single intervention. In our case, the Act’s passage plausibly raises expected enforcement and compliance costs, deterring SNCEI creation and circulation. The period, however, also includes other relevant developments, notably the UK’s OSA enforcement deadline and the shutdown of MrDeepfakes. For Website A, outcomes diverge prior to the Act’s passage, consistent with anticipation effects or UK OSA exposure (which we assess in a robustness check). By contrast, other platforms exhibit no comparable pre-trends. Together, these events define a broader policy window shaping SNCEI activity. Although platforms were exposed to similar regulatory signals, their responses differ, likely reflecting variation in perceived enforcement risk or relevance. While our design cannot isolate individual effects, the magnitude and persistence of post-intervention

deviations support a causal interpretation tied to heightened regulatory pressure and deplatforming.

6.2 Future Work

Our findings suggest that future work should move beyond treating deplatforming or monetization disruption as self-contained deterrents and instead examine how users adapt to regulatory and infrastructural pressure. The uneven timing of activity increases across websites suggests that migration may be shaped by platform affordances and expectations about enforcement risk. Notably, many of the platforms we study provide free access to SNCEI content, and a meaningful share of participation (such as bespoke content requests on 4chan) appears to be sustained without explicit financial incentives.

Future research should therefore examine not only economic motivations, but also social, reputational, and ideological drivers that sustain participation. While prior work emphasizes targeting payment processors, advertising networks, search engines, or infrastructure providers, adaptive responses—such as shifts to cryptocurrency payments or reliance on alternative service providers (CivitAI 2025a; Han, Kumar, and Durumeric 2022; Papadogiannakis et al. 2025)—suggest that these strategies may be easily circumvented. Moreover, the continued growth of dark-web marketplaces despite substantial access barriers (e.g., limited discoverability and technical expertise requirements) indicates that search engine deprioritization or pushing content to harder-to-access venues may have limited deterrent effects. Finally, future work should investigate why recent legal interventions appear to have weak deterrent effects, including whether users expect enforcement to be avoidable, or whether the absence of sexual education and moral condemnation of non-consensual image abuse leaves these laws without the urgency required to change behavior.

References

- Abadie, A. 2021. Using Synthetic Controls: Feasibility, Data Requirements, and Methodological Aspects. *Journal of Economic Literature*.
- Abadie, A.; Diamond, A.; and Hainmueller, J. 2010. Synthetic Control Methods for Comparative Case Studies: Estimating the Effect of California’s Tobacco Control Program. *Journal of the American Statistical Association*.
- Ali, S.; Saeed, M. H.; Aldreabi, E.; Blackburn, J.; De Cristofaro, E.; Zannettou, S.; and Stringhini, G. 2021. Understanding the effect of deplatforming on social networks. In *Proceedings of the ACM Web Science Conference*.
- Bates, S. 2017. Revenge Porn and Mental Health: A Qualitative Analysis of the Mental Health Effects of Revenge Porn on Female Survivors. *Feminist Criminology*.
- Bellingcat. 2025. Unmasking MrDeepFakes: Canadian Pharmacist Linked to World’s Most Notorious Deepfake Porn Site. Financial Investigations Team.
- Bellini, R.; Tseng, E.; McDonald, N.; Greenstadt, R.; McCoy, D.; Ristenpart, T.; and Dell, N. 2021. “So-called Privacy Breeds Evil”: Narrative Justifications for Intimate Partner Surveillance in Online Forums. In *Proc. ACM Hum.-Comput. Interact.*, CSCW ’21.
- Bernstein, M.; Monroy-Hernández, A.; Harry, D.; André, P.; Panovich, K.; and Vargas, G. 2011. 4chan and /b/: An Analysis of Anonymity and Ephemerality in a Large Online Community. In *Proceedings of the International AAAI Conference on Web and Social Media*, ICWSM ’11.
- Brigham, N. G.; Wei, M.; Kohno, T.; and Redmiles, E. M. 2024. “Violation of My Body”: Perceptions of AI-generated Non-Consensual (Intimate) Imagery. In *Proceedings of the Twentieth USENIX Conference on Usable Privacy and Security*, SOUPS ’24. USENIX Association.
- Chandrasekharan, E.; Pavalanathan, U.; Srinivasan, A.; Glynn, A.; Eisenstein, J.; and Gilbert, E. 2017. You can’t stay here: The efficacy of Reddit’s 2015 ban examined through hate speech. *Proceedings of the ACM on Human-Computer Interaction*. CHI ’17.
- Citron, D. K.; and Franks, M. A. 2014. Criminalizing Revenge Porn. *Wake Forest Law Review*. U. of Maryland Legal Studies Research Paper No. 2014-1.
- CivitAI. 2025a. Credit Card Payments Pausing - May 23rd.
- CivitAI. 2025b. Policy & Content Adjustments - Apr. 23rd.
- Dawoud, M.; Cuevas, A.; and Ram, R. 2026. The Rise of NSFW Generative AI Services on Mainstream Marketplaces: A Case Study of Fiverr. In *Symposium on Usable Security and Privacy*, USEC ’26. Forthcoming.
- Franks, M. A. 2024. The Criminalization of Non-consensual Pornography in the United States. In *Criminalizing Intimate Image Abuse: A Comparative Perspective*. Oxford University Press.
- Game, D.; Ghasiya, P.; Bonagiri, V.; Whiting, M. E.; and Sasahara, K. 2022. Are Deepfakes Concerning? Analyzing Conversations of Deepfakes on Reddit and Exploring Societal Implications. In *Proceedings of the CHI Conference on Human Factors in Computing Systems*, CHI ’22.
- Gibson, C.; Olszewski, D.; Brigham, N. G.; Crowder, A.; Butler, K. R. B.; Traynor, P.; Redmiles, E. M.; and Kohno, T. 2025. Analyzing the AI Nudification Application Ecosystem. In *Proceedings of the 34th USENIX Conference on Security Symposium*.
- Hainmueller, J.; Diamond, A.; and Abadie, A. 2011. Synth: An R Package for Synthetic Control Methods in Comparative Case Studies. *Journal of Statistical Software*.
- Han, C.; Kumar, D.; and Durumeric, Z. 2022. On the Infrastructure Providers That Support Misinformation Websites. In *Proceedings of the International AAAI Conference on Web and Social Media*, ICWSM ’22.
- Han, C.; Li, A.; Kumar, D.; and Durumeric, Z. 2025. Characterizing the MrDeepFakes Sexual Deepfake Marketplace. In *Proceedings of the 34th USENIX Conference on Security Symposium*.
- Hawkins, W.; Mittelstadt, B.; and Russell, C. 2025. Deepfakes on Demand: The Rise of Accessible Non-Consensual Deepfake Image Generators. In *Proceedings of the 2025 ACM Conference on Fairness, Accountability, and Transparency*, FAccT ’25.
- Hine, G.; Onalapo, J.; De Cristofaro, E.; Kourtellis, N.; Leonardis, I.; Samaras, R.; Stringhini, G.; and Blackburn, J. 2017. Kek, Cucks, and God Emperor Trump: A Measurement Study of 4chan’s Politically Incorrect Forum and Its Effects on the Web. In *Proceedings of the International AAAI Conference on Web and Social Media*, ICWSM ’17.
- Horta Ribeiro, M.; Jhaver, S.; Zannettou, S.; Blackburn, J.; Stringhini, G.; De Cristofaro, E.; and West, R. 2021. Do platform migrations compromise content moderation? Evidence from r/The_Donald and r/Incels. *Proceedings of the ACM on Human-Computer Interaction*.

- Hua, Y.; Horta Ribeiro, M.; Ristenpart, T.; West, R.; and Naaman, M. 2022. Characterizing Alternative Monetization Strategies on YouTube. *Proc. ACM Hum.-Comput. Interact.*
- Hugo, R. 2025. 4chan Challenges Ofcom's Jurisdiction under the UK's Online Safety Act.
- Jhaver, S.; Boylston, C.; Yang, D.; and Bruckman, A. 2021. Evaluating the effectiveness of deplatforming as a moderation strategy on Twitter. *Proceedings of the ACM on Human-Computer Interaction*. CHI '21.
- Jokubauskaitė, E.; and Peeters, S. 2020. Generally Curious: Thematically Distinct Datasets of General Threads on 4chan/Pol/. In *Proceedings of the International AAAI Conference on Web and Social Media*, ICWSM '20.
- Kira, B. 2024. When Non-Consensual Intimate Deepfakes Go Viral: The Insufficiency of the UK Online Safety Act. *Computer Law & Security Review*.
- Kshetri, N. 2023. The Economics of Deepfakes. *IEEE Computer Society*.
- Lake, J. 2021. In the 19th Century, a Man Was Busted for Past-ing Photos of Women's Heads on Naked Bodies... Sound Familiar? The Conversation.
- Maiberg, E. 2023. Civitai and OctoML Introduce Radical New Measures to Stop Abuse After 404 Media Investigation.
- Matthews, T.; Thomas, K.; Shelby, R.; Consolvo, S.; Wei, M.; Umbach, R.; Kelley, P. G.; and Meiklejohn, S. 2024. Understanding Help-Seeking and Help-Giving on Social Media for Image-Based Sexual Abuse. In *Proceedings of USENIX Security Symposium*.
- McGlynn, C.; and Rackley, E. 2016. Not "revenge porn," but abuse: Let's call it image-based sexual abuse. *Inherently Human: Critical Perspectives on Law, Gender & Sexuality*.
- Mehta, P.; Jagatap, G.; Gallagher, K.; Timmerman, B.; Deb, P.; Garg, S.; Greenstadt, R.; and Dolan-Gavitt, B. 2023. Can Deepfakes be created on a whim? In *Companion Proceedings of the ACM Web Conference 2023*, WWW '23 Companion.
- Monti, C.; Cinelli, M.; Valensise, C.; Quattrociocchi, W.; and Starnini, M. 2023. Online conspiracy communities are more resilient to deplatforming. *PNAS Nexus*.
- Office of Communications. 2024. Quick Guide to Online Safety Risk Assessments. Online guidance.
- Office of Communications. 2025a. Enforcement Programme to Monitor Whether Services Meet Their Illegal Content Risk Assessment and Record.
- Office of Communications. 2025b. Enforcement Programme to Protect Children from Encountering Pornographic Content through the Use of Age Assurance.
- Office of Communications. 2025c. Investigation into 4chan and Its Compliance with Duties to Protect Users from Illegal Content.
- Office of the President. 2023. Executive Order 14110: Safe, Secure, and Trustworthy Development and Use of Artificial Intelligence.
- Papadogiannakis, E.; Kourtellis, N.; Papadopoulos, P.; and Markatos, E. 2025. Welcome to the Dark Side: Analyzing the Revenue Flows of Fraud in the Online Ad Ecosystem. In *Proceedings of the ACM on Web Conference 2025*, WWW '25.
- Russo, G.; Verginer, L.; Ribeiro, M. H.; and Casiraghi, G. 2023. Spillover of antisocial behavior from fringe platforms: The unintended consequences of community banning. In *Proceedings of the International AAAI Conference on Web and Social Media*.
- Salazar, M. 2025. Take It Down Act Passes the House and Heads to President's Desk | Rep. Maria Salazar. Press Release.
- Silverman, C. 2025. "Dress up Your Buddy's Wife in a Tiny Latex Dress": A Digital Fashion Startup Ran Meta Ads for an AI App with an "Undress" Option.
- Silverman, C.; and Mantzarlis, A. 2025. AI Nudifiers Continue to Reach Millions and Make Millions. <https://indicator.media/p/ai-nudifiers-continue-to-reach-millions-and-make-millions>.
- Soska, K.; and Christin, N. 2015. Measuring the Longitudinal Evolution of the Online Anonymous Marketplace Ecosystem. In *Proceedings of the 24th USENIX Security Symposium*.
- Szeto, E.; Pearson, J.; and Angelovski, I. 2025. This Canadian Pharmacist Is Key Figure behind World's Most Notorious Deepfake Porn Site. *CBC News*.
- Thakur, D.; and Rao, V. 2025. Think Twice Before You Search: Deterrence Messaging Designs to Prevent Searches for Non-Consensual Intimate Images.
- Timmerman, B.; Mehta, P.; Deb, P.; Gallagher, K.; Dolan-Gavitt, B.; Garg, S.; and Greenstadt, R. 2023. Studying the Online Deepfake Community. *Journal of Online Trust and Safety*.
- Trifonova, P.; and Venkatagiri, S. 2024. Misinformation, Fraud, and Stereotyping: Towards a Typology of Harm Caused by Deepfakes. In *Companion Publication of the 2024 Conference on Computer-Supported Cooperative Work and Social Computing*, CSCW Companion '24.
- Umbach, R.; Henry, N.; Beard, G. F.; and Berryessa, C. M. 2024. Non-Consensual Synthetic Intimate Imagery: Prevalence, Attitudes, and Knowledge in 10 Countries. In *Proceedings of the 2024 Conference on Human Factors in Computing Systems*, CHI '24.
- Urman, A.; and Katz, S. 2022. What they do in the shadows: examining the far-right networks on Telegram. *Information, Communication & Society*.
- US Congress. 2023. SHIELD Act, S. 412, 118th Cong. (2023). Senate Bill S.412, 118th Congress.
- US Congress. 2024. DEFIANCE Act, S. 3696, 118th Cong. (2024). Senate Bill S.3696, 118th Congress.
- US Congress. 2025a. 18 U.S.C. § 2257 — Record-keeping requirements for producers of sexually explicit materials.
- US Congress. 2025b. TAKE IT DOWN Act, S.146, 119th Cong.
- Vu, A. V.; Collier, B.; Thomas, D. R.; Kristoff, J.; Clayton, R.; and Hutchings, A. 2025. Assessing the Aftermath: the Effects of a Global Takedown against DDoS-for-hire Services. In *Proceedings of the USENIX Security Symposium*, USENIX Sec '25.
- Vu, A. V.; Hutchings, A.; and Anderson, R. 2024. No Easy Way Out: the Effectiveness of Deplatforming an Extremist Forum to Suppress Hate and Harassment. In *Proceedings of the IEEE Symposium on Security and Privacy*, IEEE S&P 2024.
- Wei, M.; Yeung, C.; Roesner, F.; and Kohno, T. 2025. "We're Utterly Ill-Prepared to Deal with Something like This": Teachers' Perspectives on Student Generation of Synthetic Nonconsensual Explicit Imagery. In *Proceedings of the CHI Conference on Human Factors in Computing Systems*, CHI '25.
- Wikimedia Foundation. 2025. Research: Standard metrics. Accessed: 2026-01-15.
- Wise, A. 2025. Major Deepfake Porn Site Shuts Down. *NPR*.
- Zeng, H. S.; Danaher, B.; and Smith, M. D. 2022. Internet Governance Through Site Shutdowns: The Impact of Shutting Down Two Major Commercial Sex Advertising Sites. *Management Science*.

A Appendix

A.1 Terminology

We use non-consensual intimate imagery (NCII) as the umbrella term to refer to all forms of non-consensual intimate content (whether synthetic or not). NCII is a form of image-based sexual abuse (IBSA), a term that covers the non-consensual creation or distribution of private sexual images (McGlynn and Rackley 2016). This term was adopted as a replacement for “revenge porn,” frequently criticized by scholars (McGlynn and Rackley 2016; Franks 2024). Within NCII, we adopt the term synthetic non-consensual explicit imagery (SNCEI) to refer more precisely to synthetic content that is sexually explicit. We pay special attention to SNCEI created with AI tools (e.g., nudifiers; Gibson et al. (2025)).

We note the absence of definitional consensus across the literature. Different terms are used to change the scope (e.g., intimate vs. explicit), intention (e.g., using “pornography” to emphasize the prurient nature (Franks 2024)), or to add emphasis to the production method (e.g., “AI-generated”). Past work has various terms including AI-IBSA (Umbach et al. 2024), AI-NCII (AI-generated non-consensual intimate imagery; Trifonova and Venkatagiri (2024)), NSII (non-consensual synthetic intimate imagery; Umbach et al. (2024)), SNEACI (synthetic non-consensual explicit AI-created imagery; Gibson et al. (2025)), NCID (non-consensual intimate deepfakes; Kira (2024)), deepfake NCII (Han et al. 2025), non-consensual deepfakes (Timmerman et al. 2023), and colloquially deepfake nudes/pornography (Szeto, Pearson, and Angelovski 2025; Wise 2025; Bellingcat 2025). All these terms could be applied to the content distributed on the websites we study—that we refer to as SNCEI.

A.2 List of Subforums per Website

We provide the full list of subforums for each website and highlight the treated units and donor units in Table 3. For each subforum, we display the number of posts and contributors to contextualize the activity of each subforum during our study period.

A.3 Perceived Legal Compliance per Website

Website A. To the best of our knowledge, Website A does not honor Digital Millennium Copyright Act (DMCA) take-down requests, nor *TAKE IT DOWN Act* requests, nor it provides any formal mechanism for content removal. The platform displays a brief and generic privacy policy and terms of service. While the applicable legal jurisdiction remains unclear, domain registration and hosting records across multiple mirrors consistently indicate infrastructure associated with Belize, alongside the use of multiple domain registrars, rotating DNS providers, and various companies as registrants.

Website B. Website B seems to generally comply with take-down requests, at least retroactively. The platform maintains a growing list of sites, models, and publishers that have requested their material not be hosted and claims to actively

monitor and remove such content. At the time of writing, this list includes over 700 entries. The website also provides a DMCA notice with contact information, as well as a separate GDPR-compliant privacy policy that identifies a responsible contact person. The site displays a “2257” compliance statement pursuant to 18 U.S.C. §2257 (US Congress 2025a). It also links to external resources addressing CSAM, including ASACP and Offlimits NL, a Dutch organization. Additionally, domain registration records indicate a Dutch registrar. The site’s administrators have stated that they will comply with the UK’s OSA age verification guidelines, but encourage users to use a VPN. While these indicators are not conclusive, taken together they suggest that Website B operates with awareness of EU, UK, and US compliance regimes and presents itself as a more compliant platform than Website A.

4chan. 4chan has historically operated in a gray area due to its lax content moderation and anonymity. The website has a history of questionable content on a variety of fronts, ranging from extremist and hateful discourse to NCII. 4chan displays US-based contact information and business registration. They also provide information on how to submit DMCA and *TAKE IT DOWN* requests. However, compliance for content removal requests on 4chan is tricky. Since posts are ephemeral and disappear within days of submission, takedown requests are likely too slow to be effective. By the time they are submitted and serviced, the post in question may have already been deleted. 4chan was among the first websites to be contacted (and then fined) by Ofcom as part of their enforcement program⁴ (Office of Communications 2025c). These events indicate that 4chan seems to comply with US laws following a notice-and-takedown approach for most content, except CSAM. It also operates with awareness (but not necessarily in compliance) of UK legislation.

A.4 Additional Figures

For presentation purposes, the figures corresponding to the synthetic control and placebo tests for “Celebrities” posts from Website B are shown here, see Figure 4).

⁴4chan has challenged the enforcement. The legal dispute is currently developing. (Hugo 2025)

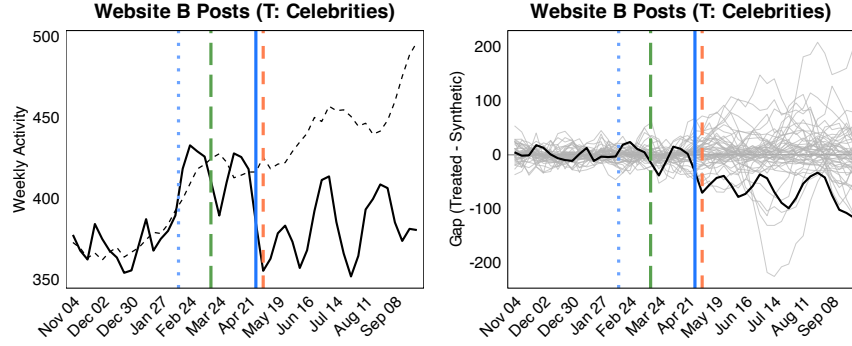


Figure 4: Continued from Figures 2 and 3, graphs corresponding to “Celebrities” posts on Website B.

Website	Subforums (Nr. of Posts / Nr. of Contributors).
Website A $n = 32$	ASMR (9,630 2,034), Asians (51,331 8,211), Cam Girls (36,353 6,023), Celebrities ^a (86,738 6,071), Fakes/AI/Deepfakes (75,297 10,941), Hotwives + QoS (11,018 2,961), Instagram (141,203 20,250), ManyVids (13,578 3,375), Onlyfans (235,976 31,552), Patreon (19,698 3,596), Professional Modelling Sites (17,824 1,598), Reddit (14,395 4,185), Suicide Girls (563 167), TikTok (30,478 6,962), Twitch (46,658 6,618), XXX/Porn (89,731 10,316), YouTube (12,205 3,014), (Brazilians) General Chat (8,673 2,391), (Brazilians) Close Friends (4,952 1,079), (Brazilians) Photo Essays (4,858 292), (Brazilians) Onlyfans and Patreon (8,549 2,440), (Brazilians) Other Paid Content (7,414 1,901), (Brazilians) Requests (14,866 4,728), (Brazilians) Privacy (7,110 2,049), (Brazilians) Transgender General (4,548 1,240), (Brazilians) Transgender Requests (2,676 882), (Brazilians) Celebrities ^a (13,791 957), (Brazilians) VIP (1,762 238), (Transgender) General (27,776 4,809), (Transgender) Model Discussion (12,039 2,479), (Transgender) Requests (38,357 8,512), (Other) General (8,080 2,014), <i>Total: 1,031,139 157,914.</i>
Website B $n = 68$	Lesbian (8,428 1,130), Amateur (213,260 15,766), Anal (21,753 2,936), Anime/Cartoon (21,519 1,956), Asian (24,460 2,366), BBW (21,404 2,519), Black/Ebony (11,023 1,567), Big Tits (61,442 5,582), Bondage/S&M (24,038 2,360), Vintage (13,127 1,048), Cumshot (15,883 2,773), Double Penetration (2,307 430), Fetish (52,183 4,941), Redhead (7,265 1,256), Gang Bang (3,281 680), Gay (14,647 2,122), Interracial (15,876 1,923), Latino/Latina (11,554 1,378), Masturbation (13,296 2,195), Mature (64,251 5,074), Miscellaneous (30,762 2,401), Oral (11,250 1,717), Orgy/Groupsex (3,409 564), CD/TV (22,080 2,491), Asses (37,400 4,111), Computer Generated (6,406 786), Voyeur (19,002 2,275), Teen (48,277 4,410), Hardcore (37,489 2,311), Softcore (41,154 2,596), Celebrities (23,688 2,033), Pregnant (2,974 706), Swingers (3,379 690), Insertion (4,167 745), Feet (17,955 1,666), Lactating (444 171), Gothic (1,589 470), Arabian (1,960 410), Hairy (11,948 1,566), Upskirt (4,980 808), Flashing (13,289 1,823), Outdoors (16,443 1,946), Downblouse (1,636 397), Funny/Oops (2,972 652), Blondes (23,095 3,110), Pornstars (25,890 1,766), Screenshots (2,235 398), Fakes (10,566 1,362), Squirting (919 249), Bizarre (6,509 1,203), Bukkake (1,846 519), Captions (30,013 2,881), Crossdressing (18,040 2,396), Panties (11,669 1,830), Big Cocks (23,469 3,221), CFNM (1,476 362), Gaping/Stretching (4,323 758), Homemade (39,732 5,000), Facial (7,817 1,452), Creampie (3,163 860), Handjob (2,852 744), Filthy (5,534 820), Shemale (13,257 1,672), Animated GIFs (32,777 2,805), Uniforms (3,962 902), Granny (12,418 1,252), Old Men (2,834 677), AI-generated (43,981 3,715). <i>Total: 1,314,027 137,701.</i>
4chan ^b $n = 13$	Adult Cartoons (411,812), Hentai Alt. (174,014), Ecchi (67,034), Adult GIF (1,795,200), Hentai (333,173), Hardcore (58,945), Handsome Men (26,461), High Resolution (138,577), Adult Requests (496,531), Sexy Beautiful Women (197,873), Torrents (21,422), Yuri (88,838), Yaoi (11,781). <i>Total: 3,821,661.</i>

^a This subforum is dedicated to non-fake pictures and videos from celebrities, typically obtained from movies, photoshoots, and magazines.

^b Number of contributors not available because authors are anonymous.

Table 3: Included subforums per website with the number of unique posts and contributors for each subforum between October 1st, 2024 and September 30th, 2025 (our study period). Bolded subforums are treated units, unbolded subforums constitute the donor pool. All subforums are dedicated to adult content.